OTORITAS JASA KEUANGAN

MARI Berasuransi

STATISTIK PERASURANSIAN

INSURANCE STATISTICS 2017



Kata Pengantar

FOREWORD

Dengan mengucap syukur ke hadirat Tuhan Yang Maha Esa, buku "Statistik Perasuransian 2017" ini akhirnya dapat diterbitkan untuk seluruh masyarakat Indonesia, khususnya pemerhati industri perasuransian di Indonesia.

Buku "Statistik Perasuransian 2017" ini berisi tentang kegiatan usaha perasuransian tahun 2017 beserta perkembangannya selama lima tahun terakhir. Buku ini disusun sebagai salah satu sarana untuk memberikan informasi kepada masyarakat mengenai usaha perasuransian di Indonesia. Besar harapan kami, buku ini dapat bermanfaat bagi masyarakat, khususnya industri asuransi dan pengguna yang tertarik dengan industri asuransi Indonesia. Buku ini juga dapat diakses melalui situs resmi Otoritas Jasa Keuangan dengan alamat www.ojk.go.id.

Pada penyusunan buku "Statistik Perasuransian 2017" ini, kami melakukan koreksi terhadap beberapa data statistik yang disajikan pada buku tahun sebelumnya sehingga beberapa data tersebut berbeda dengan yang disajikan pada buku tahun sebelumnya.

Kami menyadari bahwa penyempurnaan buku tahunan ini masih sangat dibutuhkan. Kritik dan saran penyempurnaan sangat kami harapkan. Akhir kata, kami mohon maaf apabila masih ditemukan kesalahan data dan informasi yang disajikan dalam buku ini.

Let us offer praises and gratitude to God Almighty for His mercy and blessing that the book of "Insurance Statistics 2017" can be published for Indonesian communities and insurance industry observers in particular.

This book is the report of the Indonesian insurance business in 2017 and its development in the last five consecutive years. This book is published as one of the tools for sharing information to public about Indonesia insurance business. It is our great wishes that this book would be useful for public, especially for insurance communities who are interested in Indonesian insurance industry. It is assessible through the official website of Indonesia Financial Services Authority at www.ojk.go.id.

Moreover, we have also corrected some statistical data presented in the previous years book so that they may now be presented differently compared to those presented in previous book.

We realize that the book still needs a lot of improvements. Constructive comments and inputs are most welcome. Lastly, we apologize for any incorrect data and information that may be presented.

Jakarta, Juli 2018
Jakarta, July 2018

Otoritas Jasa Keuangan, Republik Indonesia
Financial Services Authority, Republic of Indonesia

Daftar Isi

Contents

		Hal.			Page
KATA PENGANTAR		**I**	*PREFACE*		I
DAFTAR ISI		**II**	*CONTENTS*		II
INDIKATOR KUNCI		**XIV**	*KEY INDICATORS*		XIV
IKHTISAR KEGIATAN USAHA PERASURANSIAN DI INDONESIA TAHUN 2017		1	*SUMMARY OF INDONESIAN INSURANCE BUSINESS ACTIVITIES IN 2017*		1
A.	**UMUM**	3	***GENERAL***		3
B.	**STRUKTUR PASAR**	3	***MARKET STRUCTURE***		3
Tabel 1.1	Pertumbuhan Jumlah Perusahaan Perasuransian 2013 - 2017	4	*Table 1.1*	*The Growth of Number Insurance Companies 2013-2017*	4
C.	**PERTUMBUHAN PREMI BRUTO**	5	***THE GROWTH OF GROSS PREMIUM***		5
Tabel 1.2	Premi Bruto dan Produk Domestik Bruto 2013-2017	5	*Table 1.2*	*Gross Premium and Gross Domestic Product 2013-2017*	5
Tabel 1.3.A	Premi Bruto Menurut Jenis Usaha 2013 - 2017	6	*Table 1.3.A*	*Gross Premium by Insurance Sectors 2013 - 2017*	6
Tabel 1.3.B	Premi Bruto Asuransi Umum dan Reasuransi 2013-2017	7	*Table 1.3.B*	*Gross Premium of Non Life Insurance and Reinsurance 2013 - 2017*	7
Grafik 1.1	Alokasi Premi Bruto Menurut Sektor Usaha Tahun 2017	7	*Graph 1.1*	*Gross Premium Allocation by Insurance Sectors in 2017*	7
D.	**PERTUMBUHAN JUMLAH KLAIM DIBAYAR**	7	***THE GROWTH OF CLAIMS PAID***		7
Tabel 1.4	Pertumbuhan Klaim Bruto Dibandingkan dengan Premi Bruto 2013-2017	8	*Table 1.4*	*The Growth of Gross Claim Relative to Gross Premium 2012-2016*	8
Grafik 1.2.A	Proporsi Klaim Dibayar Menurut Jenis Usaha Tahun 2017	9	*Graph 1.2.A*	*Gross Claim by Insurance Sectors in 2017*	9
Grafik 1.2.B	Jumlah Klaim BrutoTerhadap Premi Bruto Tahun 2017	9	*Graph 1.2.B*	*Number of Gross Claim to Gross Premium in 2017*	9

E.	**PERTUMBUHAN JUMLAH ASET DAN INVESTASI**		10		***THE GROWTH OF ASSETS AND INVESTMENTS***		10
	Tabel 1.5	Jumlah Aset Industri Asuransi 2013-2017	11		*Table 1.5*	*The Total Assets of Insurance Industry 2013-2017*	11
	Grafik 1.3	Aset Industri Asuransi Menurut Jenis Usaha Tahun 2017	12		*Graph 1.3*	*The Assets of Insurance Industry by Insurance Sectors in 2017*	12
	Tabel 1.6	Jumlah Investasi Industri Asuransi 2013-2017	13		*Table 1.6*	*The Total Investments of Insurance Industry 2013-2017*	13
	Grafik 1.4.A	Persentase Investasi untuk Setiap Sektor Usaha Tahun 2017	13		*Graph 1.4.A*	*The Percentage of Investment for Each Insurance Sector in 2017*	13
	Grafik 1.4.B	Total Investasi dan Aset Sektor Industri Asuransi 2013-2017	14		*Graph 1.4.B*	*Total Investments and Total Assets of Insurance Industry Sector 2013-2017*	14
	Tabel 1.7	Portofolio Investasi Industri Asuransi 2013-2017	14		*Table 1.7*	*The Investment Portfolio of Insurance Industry 2013-2017*	14
	Grafik 1.5	Portofolio Investasi Industri Asuransi Tahun 2017	16		*Graph 1.5*	*The Investment Portfolio of Insurance Industry in 2017*	16
F.	**NERACA PEMBAYARAN JASA ASURANSI UMUM DAN REASURANSI**		16		***BALANCE OF PAYMENTS OF NON LIFE INSURANCE AND REINSURANCE COMPANIES***		16
	Tabel 1.8	Kegiatan Asuransi Dari dan Ke Luar Negeri 2013-2017	17		*Table 1.8*	*Insurance Business Activities Inward from Abroad and Ceded Abroad 2013-2017*	17
	Grafik 1.6.A	Transaksi Berjalan Sektor Asuransi 2013-2017	18		*Graph 1.6.A*	*The Balance of Payment of Insurance Sector 2013-2017*	18
	Grafik 1.6.B	Rasio Klaim Kegiatan Bisnis Reasuransi Dengan Luar Negeri 2013 - 2017	18		*Graph 1.6.B*	*The Claim Ratio of International Reinsurance Business Activities 2013 - 2017*	18
G.	**USAHA INDUSTRI ASURANSI DENGAN PRINSIP SYARIAH**		19		***SHARIA INSURANCE INDUSTRY BUSINESS***		19
	G.1. STRUKTUR PASAR ASURANSI		19		***MARKET STRUCTURE***		19
	Tabel 1.9	Pertumbuhan Industri Asuransi dengan Prinsip Syariah Tahun 2013 - 2017	19		*Table 1.9*	*The Growth of Sharia Insurance Industries 2013-2017*	19
	G.2. PERTUMBUHAN KONTRIBUSI BRUTO DAN KLAIM BRUTO		19		***THE GROWTH OF GROSS CONTRIBUTION AND GROSS CLAIM***		19
	Tabel 1.10	Pertumbuhan Usaha Industri Asuransi dengan Prinsip Syariah 2013 - 2017	20		*Table 1.10*	*The Growth of Sharia Insurance Industry Business 2013- 2017*	20

Tabel 1.11	Pertumbuhan Usaha Asuransi Umum dan Reasuransi dengan Prinsip Syariah Tahun 2013 - 2017	21	*Table 1.11*	*The Growth of Sharia Non Life Insurance and Reinsurance Business 2013 - 2017*	21
Tabel 1.12	Pertumbuhan Usaha Asuransi Jiwa Dengan Prinsip Syariah 2013 - 2017	21	*Table 1.12*	*The Growth of Sharia Life Insurance Business 2013 - 2017*	21
	G.3. PERTUMBUHAN RASIO KLAIM	22		***THE GROWTH OF CLAIM RATIO***	22
Tabel 1.13	Pertumbuhan Rasio Klaim Usaha Asuransi Dengan Prinsip Syariah 2013 - 2017	22	*Table 1.13*	*The Growth of Claim Ratio of Sharia Insurance Business 2013 - 2017*	22
	G.4. PANGSA PASAR ASURANSI DENGAN PRINSIP SYARIAH	22		***THE MARKET SHARE OF SHARIA INSURANCE***	22
Tabel 1.14	Pangsa Pasar Asuransi dengan Prinsip Syariah	22	*Table 1.14*	*The Market Share of Sharia Insurance Business*	22
H.	**UNIT LINK**	23		***UNIT LINK***	23
Tabel 1.15	Neraca Perusahaan Asuransi yang Memasarkan Unit Link Tahun 2017	23	*Table 1.15*	*The Balance Sheet of Insurance Companies Selling Unit Link in 2017*	23
Tabel 1.16	Laba/Rugi Perusahaan Asuransi yang Memasarkan Unit Link Tahun 2017	23	*Table 1.16*	*The Profit / Loss of Insurance Companies Selling Unit Link in 2017*	23
I.	**USAHA PIALANG ASURANSI DAN REASURANSI, SERTA PERUSAHAAN PENILAI KERUGIAN ASURANSI**	24		***INSURANCE AND REINSURANCE BROKERS AND LOSS ADJUSTERS BUSINESS***	24
Tabel 1.17	Pertumbuhan Komisi Pialang dan Premi Asuransi Melalui Pialang 2013 - 2017	24	*Table 1.17*	*The Growth of Brokerage Commissions and Gross Premiums 2013 - 2017*	24
Grafik 1.7	Pertumbuhan Aset, Liabilitas, Modal Sendiri Usaha Pialang Asuransi dan Reasuransi Tahun 2013 - 2017	25	*Graph 1.7*	*The Growth of Assets, Liabilities, Equity of Insurance & Reinsurance Brokers Business Years 2013 – 2017*	25
Grafik 1.8	Pertumbuhan Pendapatan, Biaya, Laba/Rugi Usaha Pialang Asuransi dan Reasuransi Tahun 2013 - 2017	25	*Graph 1.8*	*The Growth of Revenues, Expenses, Profit/Loss of Insurance & Reinsurance Brokers Business Years 2013 - 2017*	25

J.	**REKAPITULASI TENAGA KERJA DAN AGEN**		26		***RECAPITULATION OF EMPLOYEES AND AGENTS***		26
	Tabel 1.18	Konvensional	26		*Table 1.18*	*Conventional*	26
	Tabel 1.19	Syariah	26		*Table 1.19*	*Sharia*	26
K.	**CATATAN**		26		***NOTES***		26
LAMPIRAN I			27		*APPENDIX I*		27
USAHA ASURANSI UMUM DAN REASURANSI					*NON LIFE INSURANCE AND RESINSURANCE BUSINESS*		
	Tabel 2.1	Rekapitulasi Neraca Tahun 2017	29		*Table 2.1*	*Recapitulation of Balance Sheet In Year 2017*	29
	Tabel 2.1.1	Rekapitulasi Investasi Tahun 2017	31		*Table 2.1.1*	*Recapitulation of Investment In Year 2017*	31
	Tabel 2.1.2	Rekapitulasi Bukan Investasi Tahun 2017	33		*Table 2.1.2*	*Recapitulation of Non Investment In Year 2017*	33
	Tabel 2.1.3	Rekapitulasi Hasil Investasi Tahun 2017	35		*Table 2.1.3*	*The Recapitulation of Investment Income in 2017*	37
	Tabel 2.2	Rekapitulasi Laba / Rugi Tahun 2017	37		*Table 2.2*	*The Recapitulation of Income Statement in 2017*	35
	Tabel 2.3	Aset Perusahaan Tahun 2013 – 2017	39		*Table 2.3*	*The Assets of Companies in Year 2013 – 2017*	39
	Tabel 2.4	Laba / Rugi Perusahaan Tahun 2013 - 2017	41		*Table 2.4*	*Income Statement of Companies In Year 2013 - 2017*	41
	Tabel 2.5	Investasi dan Cadangan Teknis Perusahaan Tahun 2013 - 2017	43		*Table 2.5*	*Investments and Technical Reserves of Companies in Year 2013 – 2017*	43
	Tabel 2.6	Neraca Gabungan Per 31 Desember 2017	45		*Table 2.6*	*Consolidated Balance Sheet As At December 31, 2017*	45
	Tabel 2.7	Laporan Laba / Rugi Gabungan Tahun 2017	46		*Table 2.7*	*The Consolidated Income Statement in 2017*	46
	Tabel 2.8	Neraca Gabungan Per 31 Desember 2013 - 2017	47		*Table 2.8*	*The Consolidated Balance Sheet as at December 31, 2013 – 2017*	47
	Tabel 2.9	Laporan Laba / Rugi Gabungan Tahun 2013 - 2017	49		*Table 2.9*	*The Consolidated Income Statement in 2013 - 2017*	49
	Tabel 2.10	Rekapitulasi Premi, Klaim Dan Komisi Tahun 2017	50		*Table 2.10*	*The Recapitulation of Premiums, Claims and Commissions Year 2017*	50
	Tabel 2.11	Premi Usaha Asuransi Umum Dan Reasuransi Tahun 2017	68		*Table 2.11*	*Premiums of Non Life Insurance And Reinsurance Business In 2017*	68

Tabel 2.12	Klaim Usaha Asuransi Umum dan Reasuransi Tahun 2017	98	*Table 2.12*	*Claims of Non Life Insurance and Reinsurance Business In 2017*	98
Tabel 2.13	Pertumbuhan Premi Bruto Dan Klaim Bruto Tahun 2013-2017	128	*Table 2.13*	*The Growth of Gross Premium And Gross Claim In 2013-2017*	128
Tabel 2.14	Pertumbuhan Premi Neto Dan Klaim Neto Tahun 2013-2017	130	*Table 2.14*	*The Growth Of Net Premium And Net Claim In 2013-2017*	130
LAMPIRAN II USAHA ASURANSI JIWA		133	*APPENDIX II LIFE INSURANCE BUSINESS*		133
Tabel 3.1	Rekapitulasi Laporan Posisi Keuangan Tahun 2017	135	*Table 3.1*	*Recapitulation of Statements of Financial Position As At 2017*	135
Tabel 3.1.1	Rekapitulasi Investasi Tahun 2017	137	*Table 3.1.1*	*Recapitulation Of Investments As At 2017*	137
Tabel 3.1.2	Rekapitulasi Bukan Investasi Tahun 2017	139	*Table 3.1.2*	*Recapitulation of Non Investment Assets In Year 2017*	139
Tabel 3.1.3	Rekapitulasi Hasil Investasi Tahun 2017	141	*Table 3.1.3*	*Recapitulation Of Investment Income In Year 2017*	141
Tabel 3.2	Rekapitulasi Laporan Posisi Keuangan Produk Asuransi Yang Dikaitkan dengan Investasi Tahun 2017	143	*Table 3.2*	*Recapitulation of Statement of Financial Position of Insurance Companies Sold Unit Link In 2017*	143
Tabel 3.3	Rekapitulasi Perhitungan Laba Rugi Komprehensif Tahun 2017	145	*Table 3.3*	*Recapitulation of Statements of Comprehensive Income In 2017*	145
Tabel 3.4	Rekapitulasi Laba Rugi Komprehensif Produk Asuransi yang Dikaitkan dengan Investasi Tahun 2017	147	*Table 3.4*	*Recapitulation of Unit Link of Statement Comprehensive Income In Year 2017*	147
Tabel 3.5	Aset, Liabilitas, Dan Ekuitas Perusahaan Asuransi Jiwa Tahun 2013 - 2017	148	*Table 3.5*	*Assets, Liabilities, and Equities Life Insurance Companies In Year 2013 - 2017*	148
Tabel 3.6	Laba Rugi Komprehensif Usaha Asuransi Jiwa Tahun 2013 - 2017	149	*Table 3.6*	*The Statement Comprehensive Income Of Life Insurance Business In Year 2013 - 2017*	149
Tabel 3.7	Investasi dan Cadangan Teknis Perusahaan Tahun 2013 – 2017	150	*Table 3.7*	*Investments and Technical Reserves of Companies In Year 2013 - 2017*	150

Tabel 3.8	Laporan Posisi Keuangan Gabungan per 31 Desember 2017	151	*Table 3.8*	*Consolidated Balance Sheet as at December 31, 2017*	151
Tabel 3.9	Laporan Laba / Rugi Gabungan Tahun 2017	152	*Table 3.9*	*Consolidated Income Statement in 2017*	152
Tabel 3.10	Laporan Posisi Keuangan Gabungan per 31 Desember 2013 – 2017	153	*Table 3.10*	*Consolidated Balance Sheet as at December 31, 2013-2017*	153
Tabel 3.11	Laporan Laba / Rugi Gabungan Tahun 2013 – 2017	155	*Table 3.11*	*Consolidated Income Statement in Year 2013-2017*	155
Tabel 3.12.1.A	Laporan Premi Pertanggungan Baru per Cabang Asuransi Tahun 2017	157	*Table 3.12.1.A*	*First Year Premium Report per Line of Business Year 2017*	157
Tabel 3.12.1.B	Laporan Premi Lanjutan per Cabang Asuransi Tahun 2017	159	*Table 3.12.1.B*	*Continuance Premium Report per Line of Business Year 2017*	159
Tabel 3.12.2	Laporan Premi Murni per Cabang Asuransi Tahun 2017	161	*Table 3.12.2*	*Premium Report per Line of Business Year 2017*	161
Tabel 3.12.3	Laporan Asumsi Biaya per Cabang Asuransi Tahun 2017	162	*Table 3.12.3*	*Loading Assumption Report per Line of Business Year 2017*	162
Tabel 3.12.4	Laporan Premi Tahun 2017	163	*Table 3.12.4*	*Premium Report Year 2017*	163
Tabel 3.13.1	Cadangan Premi per 31 Desember 2017	164	*Table 3.13.1*	*Premium Reserve as at December 31, 2017*	164
Tabel 3.13.2	Cadangan Atas Premi yang Belum Merupakan Pendapatan (CAPYBMP)	165	*Table 3.13.2*	*Unearned Premium Reserve (UPR)*	165
Tabel 3.14	Jumlah Tertanggung dan Uang Pertanggungan Tahun 2013-2017	166	*Table 3.14*	*The Number of Insured and Sum Insured Years 2013-2017*	166
Tabel 3.15	Portofolio per 31 Desember 2017 per Cabang Asuransi	167	*Table 3.15*	*Portfolio per Line of Business as at December 31, 2017*	167
Tabel 3.16	Pertanggungan yang Berlaku pada Awal Tahun 2017	180	*Table 3.16*	*Policies In force at The Beginning of The Year 2017*	180
Tabel 3.16.1	Pertanggungan Baru untuk Tahun 2017	181	*Table 3.16.1*	*New Business for The Year 2017*	181
Tabel 3.16.2	Pemulihan Kembali Polis untuk Tahun 2017	182	*Table 3.16.2*	*Reinstatement for The Year 2017*	182
Tabel 3.16.3	Perubahan dari Cabang lain untuk Tahun 2017	183	*Table 3.16.3*	*Alteration from Other Plans for the Year 2017*	183

Tabel 3.16.4	Meninggal dalam Tahun 2017	184	*Table 3.16.4*	*Death for The Year 2017*	184
Tabel 3.16.5	Habis Kontrak dalam Tahun 2017	185	*Table 3.16.5*	*Maturities for The Year 2017*	185
Tabel 3.16.6	Pemutusan Kontrak Produk Yang Dihasilkan Tahun 2017	186	*Table 3.16.6*	*Lapse for Products Produced for The Year 2017*	186
Tabel 3.16.7	Pemutusan Kontrak Produk Yang Dihasilkan Tahun 2017	187	*Table 3.16.7*	*Lapse for Products Produced for The Year 2017*	187
Tabel 3.16.8	Pemutusan Kontrak Produk Yang Dihasilkan Tahun 2017	188	*Table 3.16.8*	*Lapse for Products Produced for The Year 2017*	188
Tabel 3.16.9	Perubahan ke Cabang Lain untuk Tahun 2017	189	*Table 3.16.9*	*Alteration to Other Plans for the Year 2017*	189
Tabel 3.17	Pertanggungan pada Akhir Tahun 2017	190	*Table 3.17*	*Policies In forced at The End of The Year 2017*	190
Tabel 3.18.1	Pertanggungan Baru Tahun 2013 - 2017	191	*Table 3.18.1*	*New Business Years 2013 - 2017*	191
Tabel 3.18.2	Meninggal Tahun 2013 - 2017	193	*Table 3.18.2*	*Death Years 2013 - 2017*	193
Tabel 3.18.3	Habis Kontrak Tahun 2013 - 2017	195	*Table 3.18.3*	*Maturity Years 2013 - 2017*	195
Tabel 3.18.4	Pemutusan Kontrak Tahun 2013 - 2017	197	*Table 3.18.4*	*Lapse Years 2013 - 2017*	197
Tabel 3.19	Pertumbuhan Jumlah Tertanggung dan Uang Pertanggungan Tahun 2013 -2017	199	*Table 3.19*	*The Growth of Number of Insured and Sum Insured Years 2013 - 2017*	199
LAMPIRAN III		201	***APPENDIX III***		201
USAHA ASURANSI DAN REASURANSI SYARIAH			***SHARIA INSURANCE AND REINSURANCE***		
	DANA PERUSAHAAN			***SHAREHOLDERS FUND***	
Tabel 4.1A	Rekapitulasi Laporan Posisi Keuangan Dana Perusahaan per 31 Desember 2017	203	*Table 4.1A*	*The Recapitulation of Balance Sheet of Shareholders Fund as of 31 December 2017*	203
Tabel 4.1A.1	Rekapitulasi Investasi Dana Perusahaan per 31 Desember 2017	204	*Table 4.1A.1*	*The Recapitulation of Investment of Shareholders Fund as of 31 December 2017*	204
Tabel 4.1A.2	Rekapitulasi Aset Bukan Investasi Dana Perusahaan per 31 Desember 2017	205	*Table 4.1A.2*	*The Recapitulation of Non- Investment Assets of Shareholders Fund as of 31 December 2017*	205

Tabel 4.2A	Rekapitulasi Laba/Rugi Dana Perusahaan per 31 Desember 2017	206	*Table 4.2A*	*The Recapitulation of Income Statement of Shareholders Fund In 2017*	206
Tabel 4.3A	Hasil Investasi Dana Perusahaan Tahun 2017	207	*Table 4.3A*	*Investment Income of Shareholders Fund in 2017*	207
Tabel 4.4A	Laporan Posisi Keuangan Dana Perusahaan per 31 Desember 2017	208	*Table 4.4A*	*Consolidated Balance Sheet of Shareholders Fund as at December 31, 2017*	208
Tabel 4.5A	Laba/Rugi Dana Perusahaan per 31 Desember 2017	209	*Table 4.5A*	*The Recapitulation of Income Statement of Shareholders Fund in 2017*	209
Tabel 4.1B	REKAPITULASI LAPORAN POSISI KEUANGAN DANA TABARRU, PER 31 DESEMBER 2017	210	*Table 4.1B*	*RECAPITULATION OF BALANCE SHEET OF TABARRU FUND, AS OF 31 DECEMBER 2017*	210
Tabel 4.1B1	REKAPITULASI INVESTASI DANA TABARRU, PER 31 DESEMBER 2017	211	*Table 4.1B1*	*RECAPITULATION OF INVESTMENT OF TABARRU FUND, AS OF 31 DECEMBER 2017*	211
Tabel 4.1B2	REKAPITULASI ASET NON INVESTASI DANA TABARRU, PER 31 DESEMBER 2017	212	*Table 4.1B2*	*RECAPITULATION OF NON-INVESTMENT ASSETS OF TABARRU FUND, AS OF 31 DECEMBER 2017*	212
Tabel 4.2B	Hasil Investasi Dana Tabarru, Per 31 Desember 2017	213	*Table 4.2B*	*INVESTMENT INCOME OF TABARRU FUND, AS OF 31 DECEMBER 2017*	213
Tabel 4.3B	Laporan Posisi Keuangan Dana Tabarru, Per 31 Desember 2017	214	*Table 4.3B*	*Balance Sheet of Tabarru Fund, As Of 31 December 2017*	214
Tabel 4.4B	Surplus Underwriting Dana Tabarru, Per 31 Desember 2017	215	*Table 4.4B*	*Surplus Underwriting of Tabarru Fund, As Of 31 December 2017*	215
LAMPIRAN IV USAHA ASURANSI JIWA		217	***APPENDIX IV SHARIA LIFE INSURANCE BUSINESS***		217
Tabel 4.1C	Rekapitulasi Laporan Posisi Keuangan Dana Perusahaan per 31 Desember 2017	219	*Table 4.1C*	*The Recapitulation of Balance Sheet of Shareholders Fund as of 31 December 2017*	219
Tabel 4.1C.1	Rekapitulasi Investasi Dana Perusahaan per 31 Desember 2017	220	*Table 4.1C.1*	*The Recapitulation of Investment of Shareholders Fund as of 31 December 2017*	220
Tabel 4.1C.2	Rekapitulasi Aset Bukan Investasi Dana Perusahaan per 31 Desember 2017	221	*Table 4.1C.2*	*The Recapitulation of Non- Investment Assets of Shareholders Fund as of 31 December 2017*	221
Tabel 4.2C	Rekapitulasi Laba/Rugi Dana Perusahaan per 31 Desember 2017	222	*Table 4.2C*	*The Recapitulation of Income Statement of Shareholders Fund In 2017*	222

Tabel 4.3C	Hasil Investasi Dana Perusahaan Tahun 2017	223	*Table 4.3C*	*Investment Income of Shareholders Fund in 2017*	223
Tabel 4.4C	Laporan Posisi Keuangan Dana Perusahaan per 31 Desember 2017	224	*Table 4.4C*	*Consolidated Balance Sheet of Shareholders Fund as at December 31, 2017*	224
Tabel 4.5C	Laba/Rugi Dana Perusahaan per 31 Desember 2017	225	*Table 4.5C*	*The Recapitulation of Income Statement of Shareholders Fund in 2017*	225
	DANA TABARRU			**TABARRU FUND**	
Tabel 4.1D	Rekapitulasi Laporan Posisi Keuangan Dana Tabarru', Per 31 December 2017	226	*Table 4.1D*	*Recapitulation of Balance Sheet of Tabarru Fund, 31 December 2017*	226
Tabel 4.1D.1	Rekapitulasi Investasi Dana Tabarru', 31 Desember 2017	227	*Table 4.1D.1*	*Recapitulation of Invested Assets of Tabarru Fund, 31 December 2017*	227
Tabel 4.1D.2	Rekapitulasi Aset Bukan Investasi Dana Tabarru per 31 Desember 2017	228	*Table 4.1D.2*	*Recapitulation of Non Invested Assets of Tabarru Fund, 31 December 2017*	228
Tabel 4.2D	Rekapitulasi Hasil Investasi Dana Tabarru', Tahun 2017	229	*Table 4.2D*	*Recapitulation of Investment Yield of Tabarru Fund, Year 2017*	229
Tabel 4.3D	Laporan Posisi Keuangan Dana Tabarru', 31 Desember 2017	230	*Table 4.3D*	*Balance Sheets of Tabarru' Fund, 31 December 2017*	230
Tabel 4.4D	Surplus Underwriting Dana Tabarru per 31 Desember 2017	231	*Table 4.4D*	*Underwriting Surplus of Tabarru Fund in 2017*	231
Tabel 4.5D	Portofolio Per 31 Desember 2017	232	*Table 4.5D*	*Portfolio As At December 31, 2017*	232
Tabel 4.6D.1	Laporan Premi Pertanggungan Baru Per Cabang Asuransi Tahun 2017	243	*Table 4.6D.1*	*First Year Premium Report Per Line of Business Year 2017*	243
Tabel 4.6D.2	Premi Pertanggungan Lanjutan per Cabang Asuransi Tahun 2017	244	*Table 4.6D.2*	*Continuance Premium Per Line of Business Year 2017*	244
Tabel 4.6D.3	Laporan Premi Murni Per Cabang Asuransi Tahun 2017	245	*Table 4.6D.3*	*Net Premium Report Per Line Of Business Year 2017*	245
Tabel 4.8D.1	Pertanggungan yang Berlaku pada Awal Tahun 2017	248	*Table 4.8D.1*	*Policies Inforce at The Beginning of The Year 2017*	248
Tabel 4.8D.2	Pertanggungan Baru untuk Tahun 2017	249	*Table 4.8D.2*	*New Business for The Year 2017*	249
Tabel 4.8D.3	Pemulihan Kembali Polis untuk Tahun 2017	250	*Table 4.8D.3*	*Reinstatement for The Year 2017*	250
Tabel 4.8D.4	Perubahan dari Cabang Lain untuk Tahun 2017	251	*Table 4.8D.4*	*Alteration from Other Plans for The Year 2017*	251
Tabel 4.8D.5	Meninggal dalam Tahun 2017	252	*Table 4.8D.5*	*Deaths for The Year 2017*	252

Tabel 4.8D.6	Habis Kontrak dalam Tahun 2017	253	*Table 4.8D.6*	*Maturities for The Year 2017*	253
Tabel 4.8D.7	Pemutusan Kontrak Produk yang Dihasilkan Tahun 2017	254	*Table 4.8D.7*	*Lapse for Products Produced for The Year 2017*	254
Tabel 4.8D.8	Pemutusan Kontrak Produk yang Dihasilkan Tahun 2016	255	*Table 4.8D.8*	*Lapse for Products Produced for The Year 2016*	255
Tabel 4.8D.9	Pemutusan Kontrak Produk yang Dihasilkan Tahun 2015	256	*Table 4.8D.9*	*Lapse for Products Produced for The Year 2015*	256
Tabel 4.8D.10	Perubahan ke Cabang Lain untuk Tahun 2017	257	*Table 4.8D.10*	*Alteration To Other Plans For The Year 2017*	257
Tabel 4.8D.11	Pertanggungan Pada Akhir Tahun 2017	258	*Table 4.8D.11*	*Policies Inforce At The End of The Year 2017*	258
Tabel 4.9D.1	Penyisihan Teknis, Tahun 2017	259	*Table 4.9D.1*	*Technical Reserve, Year 2017*	259
Tabel 4.9D.2	Kenaikan (Penurunan) Penyisihan Teknis, Tahun 2017	260	*Table 4.9D.2*	*Increase (Decrease) in Technical Reserve, Year 2017*	260
Tabel 4.9D.3	Penyisihan Teknis, Tahun 2016	261	*Table 4.9D.3*	*Technical Reserve, Year 2016*	261
	DANA INVESTASI PERSERTA			***PARTICIPANTS INVESTMENT FUND***	
Tabel 4.1E	Rekapitulasi Laporan Posisi Keuangan Dana Investasi Peserta per 31 Desember 2017	262	*Table 4.1E*	*The Recapitulation of Balance Sheet of Participants Investment Fund as of 31 December 2017*	262
Tabel 4.1E.1	Rekapitulasi Investasi Dana Investasi Peserta per 31 Desember 2017	263	*Table 4.1E.1*	*The Recapitulation of Investment of Participants Investment Fund as of 31 December 2017*	263
Tabel 4.1E.2	Rekapitulasi Aset Bukan Investasi Dana Investasi Peserta per 31 Desember 2017	264	*Table 4.1E.2*	*The Recapitulation of Non- Investment Assets of Participants Investment Fund as of 31 December 2017*	264
Tabel 4.2E	Laporan Posisi Keuangan Gabungan Dana Investasi Peserta, Per 31 Desember 2017	265	*Table 4.2E*	*Balance Sheet of Particpiants Investment Funds, As Of 31 December 2017*	265
Tabel 4.3E	Perubahan Dana Investasi Peserta per 31 Desember 2017	266	*Table 4.3E*	*Statement of Changes In Particpiants Investment Funds, Year 2017*	266
LAMPIRAN V **PENYELENGGARA ASURANSI SOSIAL DAN PROGRAM JAMINAN SOSIAL**		267	***APPENDIX V*** ***SOCIAL INSURANCE PROGRAM AND WORKERS SOCIAL SECURITY***		267
Tabel 5.1	Rekapitulasi Laporan Posisi Keuangan BPJS Tahun 2017	269	*Table 5.1*	*The Recapitulation of Balance Sheets of BPJS in 2017*	269
Tabel 5.2	Rekapitulasi Laporan Aset Neto Program Jaminan Sosial Tahun 2017	270	*Table 5.2*	*The Recapitulation of Net Assets of Social Insurance Program in 2017*	270

Tabel 5.3	Rekapitulasi Laporan Aktivitas BPJS Tahun 2017	271	*Table 5.3*	*The Recapitulation of Activities of BPJS in 2017*	271
Tabel 5.4	Rekapitulasi Laporan Perubahan Aset Neto Program Jaminan Sosial Tahun 2017	272	*Table 5.4*	*The Recapitulation of Changes of Net Assets of Social Insurance Program in 2017*	272
Tabel 5.5	Pertumbuhan Data Teknis Tahun 2013 - 2017	273	*Table 5.5*	*The Growth of Technical Data in 2013 - 2017*	273
LAMPIRAN VI **PENYELENGGARA PROGRAM ASURANSI WAJIB**		275	***APPENDIX VI*** ***MANDATORY INSURANCE PROGRAM***		275
Tabel 6.1	Rekapitulasi Laporan Posisi Keuangan Tahun 2017	277	*Table 6.1*	*The Recapitulation of Balance Sheets in 2017*	277
Tabel 6.2	Rekapitulasi Perhitungan Laba / Rugi Tahun 2017	278	*Table 6.2*	*The Recapitulation of Income Statement in 2017*	278
Tabel 6.3	Pertumbuhan Data Teknis Tahun 2013 - 2017	279	*Table 6.3*	*The Growth of Technical Data in 2013 - 2017*	279
Tabel 6.4	Laporan Posisi Keuangan Gabungan per 31 Desember 2013 - 2017	280	*Table 6.4*	*Consolidated Balance Sheet as at December 31, 2013 - 2017*	280
Tabel 6.5	Laporan Laba / Rugi Gabungan Tahun 2013 - 2017	281	*Table 6.5*	*Consolidated Profit / Loss Statement in 2013 - 2017*	281
LAMPIRAN VII **USAHA PIALANG ASURANSI DAN REASURANSI SERTA PERUSAHAAN PENILAI KERUGIAN ASURANSI**		283	***APPENDIX VII*** ***INSURANCE AND REINSURANCE BROKERS AND LOSS ADJUSTERS BUSINESS***		283
Tabel 7.1	REKAPITULASI PREMI DAN KOMISI TAHUN 2017	285	*Table 7.1*	*RECAPITULATIONS OF PREMIUMS AND COMMISSIONS IN 2017*	285
Tabel 7.1	REKAPITULASI PREMI DAN KOMISI TAHUN 2017	289	*Table 7.1*	*RECAPITULATIONS OF PREMIUMS AND COMMISSIONS IN 2017*	289
Tabel 7.1	REKAPITULASI PREMI DAN KOMISI TAHUN 2017	293	*Table 7.1*	*RECAPITULATIONS OF PREMIUMS AND COMMISSIONS IN 2017*	293
Tabel 7.2	REKAPITULASI NERACA PER 31 DESEMBER 2017	297	*Table 7.2*	*RECAPITULATION OF BALANCE SHEET AS AT DECEMBER 31, 2017*	297
Tabel 7.3	Rekapitulasi Laporan Posisi Keuangan per 31 Desember 2017	301	*Table 7.3*	*The Recapitulation of Balance Sheet as at December 31, 2017*	301
Tabel 7.4	Rekapitulasi Perhitungan Laba / Rugi Tahun 2017	305	*Table 7.4*	*The Recapitulation of Profit / Loss in 2017*	305
Tabel 7.5	Investasi Tahun 2013 - 2017	308	*Table 7.5*	*Investments in Year 2013 – 2017*	308
Tabel 7.6	LABA (RUGI) TAHUN 2013 - TAHUN 2017	312	*Table 7.6*	*PROFIT (LOSS) IN 2013 - 2017*	312
Tabel 7.7	REKAPITULASI NERACA PER 31 DESEMBER 2017	316	*Table 7.7*	*RECAPITULATION OF BALANCE SHEET AS AT DECEMBER 31, 2017*	316

Indikator Kunci

Key Indicators

	ECONOMICS AND INSURANCE DEVELOPMENT DATA	2013	2014	2015	2016	2017
	(1)	(2)	(3)	(4)	(5)	(6)
1	***National Income Aggregate****					
	Gross Domestic Product					
	At Current Market Price (Trillion Rp)	9.084,00	10.542,70	11.540,79	12.406,80	13.588,80
	Annual Change (%)	10,22	16,06	9,47	7,50	9,53
	*At year 2010 Market Price (Trillion Rp)***	8.156,50	8.564,87	8.982,51	9.433,03	9.912,70
	Annual Change (%)	5,56	5,01	4,88	5,02	5,08
2	***Inflation Rate (Annual Change of CPI)****	8,38	8,06	3,35	3,02	3,61
3	***Exchange Rate (Per US$1)****	12.189,00	12.440,00	13.795,00	13.436,00	13.565,00
4	***Population (Million)****	248,80	252,00	255,00	258,70	261,90
5	***Employment (in 000)****					
	Labour Force	118,19	121,87	122,38	125,44	128,06
	Number of Employed (Formal Sector)	110,80	114,63	114,82	118,41	121,02
6	***Market Structure***					
	Number of Registered Insurers :	141	141	146	145	152
	Life Insurers	47	50	55	55	61
	General Insurers	85	81	80	80	79
	Professional Reinsurers	4	5	6	5	7
	Social Insurance	2	2	2	2	2
	Mandatory Insurance	3	3	3	3	3
	Insurance and Reinsurance Brokers	182	157	203	209	212
	Loss Adjusters	25	26	28	28	27
7	***Insurance Development:***					
	*Per Capita Expenditure (Rp)****	775.985,97	981.297,07	1.159.070,28	1.398.473,00	1.556.731,69
	Total Industry Asset (Trillion)	659,73	807,68	853,42	1.002,83	1.176,97
	As % of GDP:					
	Life Sum Insureds	33,84	31,67	35,02	34,37	32,76
	Life Premiums	0,54	0,56	1,17	1,35	1,43
	Non-life and Reinsurance Gross Premiums	0,51	0,50	0,52	0,54	0,52
	Life Assets	3,23	3,49	3,28	3,64	4,02
	Non-Life and Reinsurance Assets	1,18	1,01	1,07	1,16	1,14
	LIFE INSURANCE DATA					
	Total New Business except PA and Health					
	Number of Policies (In Unit)	15.424.823,81	15.859.030,57	21.398.780,83	19.230.906,50	15.581.643,82
	Sum Insured (Trillion Rp)	1.218,86	975,89	1.141,75	1.300,82	1.055,33
	Annual Premium (Trillion Rp)	49,42	58,95	65,41	79,49	91,35

* *Source: Central of Statistic Bureau (BPS)*

** *The Constant Price is Based on Year 2000 Market Price*

*** *Total Gross Premiums / Number of Population*

ECONOMICS AND INSURANCE DEVELOPMENT DATA	2013	2014	2015	2016	2017
(1)	(2)	(3)	(4)	(5)	(6)
Total Business In Force :					
Number of Policies (In Unit)	44.450.624,91	49.070.446,97	47.824.727,56	43.756.566,26	44.393.016,02
Sum Insured (Trillion Rp)	2.551,37	2.622,11	3.192,57	3.550,14	3.776,70
Annual Premium (Trillion Rp)	110,06	115,15	135,37	164,46	175,25
Number of Policies as % of Population	17,87	19,47	18,75	16,91	16,95
Premium Reserves (Trillion Rp)	210,69	222,07	248,70	337,79	391,03
Total Assets (Trillion Rp)	293,74	368,06	378,03	451,03	546,64
NON-LIFE INSURANCE & REINSURANCE DATA					
*Gross Premium (Trillion Rp)**	46,37	54,70	60,25	66,61	70,42
Net Premium (Million Rp) :					
Total	28.583.316,87	30.126.686,04	34.718.237,94	35.321.836,91	40.319.205,55
Property	3.776.188,35	4.784.321,73	6.231.137,55	7.010.236,20	7.263.980,50
Motor	11.413.682,99	10.793.821,73	13.341.652,20	13.043.551,14	14.038.466,19
Cargo	1.534.460,29	1.600.111,90	1.806.479,87	1.588.962,42	1.740.565,99
Marine Hull	606.845,59	571.071,48	575.544,93	892.922,52	754.698,43
Aviation	88.369,08	88.369,21	101.431,79	150.182,28	123.893,10
Satellite	1.710,80	1.710,93	2.041,63	7.292,30	5.476,52
Energy-Onshore	30.938,47	30.829,45	63.200,04	84.940,46	59.604,06
Energy-Offshore	205.606,28	205.606,41	209.691,71	174.490,75	168.964,95
Engineering	476.244,54	480.437,45	719.764,70	806.974,14	874.473,88
Liability	328.217,65	326.628,58	453.030,64	1.252.212,21	643.940,57
Personal Accident & Health	4.175.210,47	4.196.429,00	4.604.825,27	3.814.582,38	6.294.778,07
Credit & Surety Bond:	2.576.555,18	2.575.636,52	4.247.179,70	4.124.936,34	5.540.135,96
Credit		1.994.044,73	3.626.666,46	3.315.621,05	4.687.551,92
Surety Bond:		581.591,80	620.513,24	809.315,29	852.584,04
Others	1.600.694,91	1.896.075,12	2.362.257,91	2.370.553,78	2.810.226,32
Retention Ratio (%) :	61,64	50,37	60,21	53,03	51,29
*Incurred Loss Ratios (%) ** :*					
Total	57,00	57,35	58,25	62,81	56,82
Property	58,39	53,41	45,05	45,54	42,07
Motor	59,62	59,05	60,83	65,77	57,15
Cargo	39,01	42,45	37,63	32,86	38,27
Marine Hull	63,60	67,98	76,40	77,77	85,32
Aviation	62,35	20,46	22,84	30,04	30,89
Satellite	1,90	-	-	-	38,39
Energy-Onshore	74,69	24,07	6,63	41,47	45,49
Energy-Offshore	21,78	32,30	13,57	51,89	14,74
Engineering:	74,14	69,94	55,39	72,54	67,85
Liability	16,30	15,75	12,74	47,01	22,32
Personal Accident & Health:	71,88	69,74	76,71	98,73	76,98
Credit & Surety Bond:	34,03	49,48	58,45	60,27	55,98
Credit Insurance	59,80	59,26	60,70	66,59	63,00
Surety Bond	24,08	15,95	45,29	34,49	17,39
Others	63,32	69,94	63,35	72,99	62,08

ECONOMICS AND INSURANCE DEVELOPMENT DATA	2013	2014	2015	2016	2017
(1)	(2)	(3)	(4)	(5)	(6)
Underwriting Surplus (Trillion Rp)					
Earned Premium	23,77	26,33	34,56	36,59	38,93
Incurred Claim	17,09	16,72	21,96	22,20	24,34
Net Commission	3,79	4,64	5,83	5,39	7,38
Underwriting Profit	8,14	9,36	11,73	13,07	13,49
Management Expense	7,11	8,73	9,87	11,14	12,10
Underwriting Profit as % of Earned Premium	34,23	35,56	33,93	35,70	34,65
Net Investment Income (Trillion Rp)	6,99	4,37	5,02	5,09	5,54
Net Profit (Trillion Rp)	5,06	6,81	6,99	6,02	6,30
Total Assets (Trillion Rp)	107,44	126,75	124,01	143,81	154,46
SOCIAL INSURANCE PROGRAM & WORKERS SOCIAL SECURITY					
(Trillion Rp)					
Premium Written	10,30	N/A	N/A	N/A	N/A
Technical Reserve	13,40	N/A	N/A	N/A	N/A
Annual Benefit	4,71	N/A	N/A	N/A	N/A
Total Assets	162,16	N/A	N/A	N/A	N/A
SOCIAL INSURANCE					
BPJS					
Operational Income	N/A	4,91	3,14	8,31	8,56
Operational Expense	N/A	4,98	6,22	7,15	8,06
Total Asset	N/A	23,40	18,76	21,45	27,06
DJS					
Contribution Income	N/A	69,44	88,97	116,03	130,66
Technical Reserve	N/A	(0,12)	11,42	13,90	18,48
Annual Surplus	N/A	56,66	13,26	49,87	38,94
Total Assets	N/A	186,01	208,16	263,89	313,51
Liability	N/A	22,11	30,99	36,86	47,55
CIVIL SERVANTS & ARMED FORCES / POLICE					
(Million Rp)					
Premium Written	16,31	N/A	N/A	N/A	N/A
Technical Reserve	74,39	N/A	N/A	N/A	N/A
Annual Benefit	14,80	N/A	N/A	N/A	N/A
Total Assets	96,38	N/A	N/A	N/A	N/A
MANDATORY INSURANCE					
(Million Rp)					
Premium Written	N/A	10,29	11,21	11,98	12,21
Technical Reserve	N/A	79,25	89,19	97,93	105,87
Annual Benefit	N/A	7,55	2,93	2,67	3,72
Total Assets	N/A	103,46	109,65	122,65	135,30

IKHTISAR KEGIATAN USAHA PERASURANSIAN DI INDONESIA TAHUN 2017

SUMMARY OF INDONESIAN INSURANCE BUSINESS ACTIVITIES IN 2017



HALAMAN INI SENGAJA DIKOSONGKAN

THIS PAGE IS INTENTIONALLY LEFT BLANK

IKHTISAR KEGIATAN USAHA PERASURANSIAN DI INDONESIA TAHUN 2017

SUMMARY OF INDONESIAN INSURANCE BUSINESS ACTIVITIES IN 2017

A. UMUM

Perekonomian Indonesia pada tahun 2017, jika diukur dari Pendapatan Domestik Bruto (PDB), meningkat 9,53% dari Rp12.406,8 triliun pada tahun 2016 menjadi Rp13.558,8 triliun pada tahun 2017. Pada periode yang sama, penerimaan premi bruto industri asuransi meningkat sebesar 12,7% dari Rp361,78 triliun pada tahun 2016 menjadi Rp407,7 triliun pada tahun 2017. Dengan demikian, rasio antara premi bruto terhadap PDB mengalami kenaikan dari 2,92% pada tahun 2016 menjadi 3% pada tahun 2017.

GENERAL

Indonesian economy in 2017, as measured by Gross Domestic Product (GDP), incerased 9,53% from Rp12.406,8 trillion in 2016 to Rp13.558,8 trillion in 2017. Within the same period, gross premium income of insurance industry increased by 12,7% from Rp361,78 trillion in 2016 to Rp407,7 trillion in 2017. Thus, in 2017 the ratio of gross premium to GDP increased from 2.92% to 3%.

B. STRUKTUR PASAR

Jumlah perusahaan perasuransian yang memiliki izin usaha untuk beroperasi di Indonesia per 31 Desember 2017 adalah 391 perusahaan, terdiri dari 152 perusahaan asuransi dan reasuransi serta 239 perusahaan penunjang usaha asuransi (tidak termasuk Konsultan Aktuaria dan Agen Asuransi).

Perusahaan asuransi dan reasuransi terdiri dari 61 perusahaan asuransi jiwa, 79 perusahaan asuransi umum, 7 perusahaan reasuransi, 2 badan penyelenggara program jaminan sosial, dan 3 perusahaan penyelenggara asuransi wajib.

MARKET STRUCTURE

As of the end of December 2017, there were 391 companies operating business in Indonesia, consisted of 152 insurance and reinsurance companies, and 239 insurance intermediaries (exclude Actuarial Consultant and Insurance Agent).

The insurance and reinsurance companies consisted of 61 life insurance companies, 79 non life insurance companies, 7 reinsurance companies, 2 agencies administering of social insurance, and 3 companies administering of mandatory insurance.

Perusahaan penunjang usaha asuransi terdiri dari 169 perusahaan pialang asuransi, 43 perusahaan pialang reasuransi, dan 27 perusahaan penilai kerugian asuransi. Tabel 1.1 berikut memperlihatkan pertumbuhan jumlah perusahaan perasuransian.

The insurance intermediary companies consisted of 169 insurance brokers, 43 reinsurance brokers, and 27 loss adjusters. Table 1.1 shows the growth of total insurance companies.

Tabel 1.1 Pertumbuhan Jumlah Perusahaan Perasuransian 2013 - 2017
Table 1.1 The Growth of Number Insurance Companies 2013-2017

No	Keterangan/*Description*	2013	2014	2015	2016	2017
1.	Asuransi Jiwa / *Life Insurance*	49	50	55	55	61
	a. Swasta Nasional / *National Private*	30	31	33	31	37
	b. Patungan / *Joint Venture*	19	19	22	24	24
2.	Asuransi Umum / *Non Life Insurance*	82	81	80	80	79
	a. Swasta Nasional / *National Private*	65	64	64	58	55
	b. Patungan / *Joint Venture*	17	17	16	22	24
3.	Reasuransi / *Reinsurance*	4	5	6	6	7
	a. Swasta Nasional / *National Private*	4	5	6	6	7
	b. Patungan / *Joint Venture*	-	-	-	-	-
4.	Badan Penyelenggara Jaminan Sosial / *Agencies Administering of Social Insurance*	2	2	2	2	2
5.	Penyelenggara Asuransi Wajib / *Companies Administering of Mandatory Insurance*	3	3	3	3	3
6.	**Jumlah / *Total* (1 s.d. 5) / *(1 to 5)***	**140**	**141**	**146**	**146**	**152**
7.	Pialang Asuransi / *Insurance Brokers*	153	157	166	169	169
8.	Pialang Reasuransi / *Reinsurance Brokers*	29	31	37	40	43
9.	Penilai Kerugian Asuransi / *Loss Adjusters*	25	26	28	28	27
10.	**Jumlah / Total (7 s.d. 9) / (7 to 9)**	**207**	**214**	**231**	**237**	**239**
11.	**Jumlah / Total (6 + 10)**	**347**	**355**	**377**	**383**	**391**

C. PERTUMBUHAN PREMI BRUTO

Jumlah premi bruto industri asuransi pada tahun 2017 mencapai Rp407,71 triliun, meningkat 12,7% dari tahun sebelumnya yaitu Rp361,78 triliun. Dalam lima tahun terakhir, pertumbuhan rata-rata premi bruto adalah sekitar 20,6% (menggunakan metode Compounded Annual Growth Rate (CAGR)).

Apabila jumlah premi bruto tersebut dibandingkan dengan jumlah penduduk Indonesia pada tahun 2017, yaitu sebesar 261,9 juta jiwa, akan diperoleh densitas asuransi sebesar Rp1.556.711. Hal ini memiliki pengertian bahwa secara rata-rata setiap penduduk Indonesia mengeluarkan dana sebesar Rp1.556.711 untuk membayar premi asuransi. Sementara itu, kontribusi sektor asuransi terhadap PDB sebagaimana dicerminkan oleh rasio antara premi bruto terhadap PDB mengalami peningkatan sebesar 0,08% dari 2,92% pada tahun 2016 menjadi 3% pada tahun 2017.

Tabel 1.2 berikut menggambarkan rasio antara premi bruto dan PDB Indonesia dari tahun 2013 sampai dengan tahun 2017.

THE GROWTH OF GROSS PREMIUM

The gross premium collected by the insurance industry in 2017 reached the amount of Rp407,71 trillion, increased by 12.7% compared to the previous year figure of Rp361.78 trillion. In the last five years, the average growth of gross premium was around 20.6% ((using Compounded Annual Growth Rate (CAGR)).

If that gross premium is compared to Indonesian population in 2017, that is 261,9 million people, this will be resulted in insurance density of Rp1.556.711. It means, in average, each Indonesian person spent Rp1.556.711 for insurance premium. Meanwhile, the contribution of insurance industry to GDP, as measured by ratio of gross premium to GDP, increased by 0.08% from 2.92% in 2016 to 3% in 2017.

Table 1.2 shows the ratio of gross premium relative to Indonesian GDP from 2013 to 2017.

Tabel 1.2 Premi Bruto dan Produk Domestik Bruto 2013-2017

Table 1.2 Gross Premium and Gross Domestic Product 2013-2017

Dalam Triliun Rupiah/In Trillion Rupiah

Tahun/*Year* (a/b)	Premi Bruto/ *Gross Premiums*		Produk Domestik Bruto/ *Gross Domestic Product**		Rasio/*Ratio* (a/b)
	Jumlah/ *Total* (a)	Pertumbuhan/ *Growth* (YoY)	Jumlah/*T otal* (b)	Pertumbuhan/ *Growth* (YoY)	
2013	186,25	9,8%	9.546,13	10,8%	1,95%
2014	247,32	32,8%	10.569,71	10,7%	2,34%
2015	295,56	19,5%	11.531,72	9,1%	2,56%
2016	361,78	22,4%	12.406,80	7,6%	2,92%
2017	407,71	12,7%	13.588,80	9,5%	3,00%

*Sumber: BPS berdasarkan Harga yang Berlaku dalam Triliun Rupiah

Source: Central Bureau of Statistic (BPS) using Current Market Prices in Trillion Rupiah

Kenaikan premi bruto tertinggi pada tahun 2017 diperoleh oleh asuransi jiwa sebesar (16,3%), dan diikuti oleh badan penyelenggara jaminan sosial (12,6%), asuransi umum dan reasuransi (5,7%), dan perusahaan penyelenggara asuransi wajib (1,9%).

Porsi terbesar dari premi bruto industri asuransi tahun 2017 adalah premi bruto asuransi jiwa (47,7%), diikuti oleh premi bruto badan penyelenggara jaminan sosial (32%), asuransi umum dan reasuransi (17,3%) dan perusahaan penyelenggara asuransi wajib (3%).

Tabel 1.3.A di bawah ini menyajikan rincian premi bruto untuk tiap jenis usaha asuransi dan Tabel 1.3.B menyajikan rincian premi bruto untuk asuransi umum dan reasuransi dari tahun 2013 sampai dengan tahun 2017. Sementara itu, alokasi premi menurut sektor usaha tahun 2017 dapat dilihat pada Grafik 1.1.

The highest increase of gross premium in 2017 was reached by life insurance (16.3%), and followed by agencies administering of social insurance (12.6%), non-life insurance and reinsurance (5.7%), and companies administering of mandatory insurance (1.9%).

The biggest contribution to gross premium of insurance industry in 2017 was gross premium of life insurance companies (47.7%), followed by those of agencies administering of social insurance (32%), gross premium of non life and reinsurance companies (17.3%), and premium collected by companies administering of mandatory insurance (3%).

Table 1.3.A below shows the distribution of premium for each insurance sector and Table 1.3.B shows the gross premium of non life and reinsurance from 2013 to 2017. The gross premium allocation of each sector to total gross premium in 2017 is showed by Graph 1.1.

Tabel 1.3.A Premi Bruto Menurut Jenis Usaha 2013 - 2017

Table 1.3.A Gross Premium by Insurance Sectors 2013 - 2017

Dalam Triliun Rupiah/*In Trillion Rupiah*

Tahun/ *Year*	As. Umum & Reas./ *Non Life Ins. & Reins.*	Pertumbuhan/ *Growth*	Asuransi Jiwa/ *Life Insurance*	Pertumbuhan/ *Growth*	Asuransi Sosial/ *Social Insurance*	Pertumbuhan/ *Growth*	Asuransi Wajib/ *Mandatory Insurance*	Pertumbuhan/ *Growth*	Jumlah/ *Total*
2013	46,37	18,6%	113,22	4,9%	10,35	32,5%	16,31	7,1%	186,25
2014	54,70	18,0%	112,88	-0,3%	69,44	570,9%	10,29	-36,9%	247,32
2015	60,25	10,1%	135,13	19,7%	88,97	28,1%	11,21	8,9%	295,56
2016	66,61	10,6%	167,17	23,7%	116,03	30,4%	11,98	6,9%	361,78
2017	70,42	5,7%	194,42	16,3%	130,66	12,6%	12,21	1,9%	407,71

Sebelum tahun 2014, Asuransi Sosial terdiri dari PT Jamsostek dan PT Jasa Raharja, sedangkan Asuransi Wajib terdiri dari PT Askes, PT Taspen, dan PT Asabri. Sejak tahun 2014, Asuransi Sosial terdiri dari BPJS Kesehatan dan BPJS Ketenagakerjaan, sementara Perusahaan Penyelenggara Asuransi Wajib terdiri dari PT Asabri, PT Taspen dan PT Jasa Raharja.

Before 2014, Social Insurance consist of PT Jamsostek (now called BPJS Ketenagakerjaan) and PT Jasa Raharja, mandatory insurance consist of PT Askes (now called BPJS Kesehatan), PT Taspen, and PT Asabri. Since 2014, Social Insurance consist of BPJS Kesehatan dan BPJS Ketenagakerjaan. Mandatory Insurance consist of PT Asabri, PT Taspen, PT Jasa Raharja.

Tabel 1.3.B Premi Bruto Asuransi Umum dan Reasuransi 2013 - 2017

Table 1.3.B Gross Premium of Non Life Insurance and Reinsurance 2013 - 2017

Dalam Triliun Rupiah/*In Trillion Rupiah*

Tahun/ *Year*	Premi Penutupan Langsung/ *Direct Premium*	Premi Penutupan Tidak Langsung/ *In-direct Premium*	Komisi/ *Commission*	Premi Bruto/ *Gross Premium*
2013	45,32	7,87	6,82	46,37
2014	53,37	10,18	8,84	54,70
2015	57,15	13,05	9,95	60,25
2016	60,52	17,85	11,76	66,61
2017	62,13	20,88	12,59	70,42

Grafik 1.1 Alokasi Premi Bruto Menurut Jenis Usaha Tahun 2017

Graph 1.1 Gross Premium Allocation by Insurance Sectors in 2017

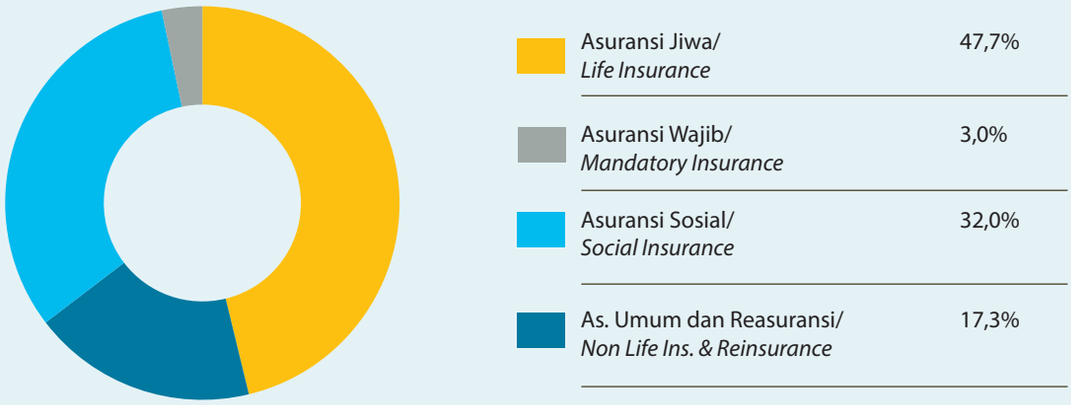

Sumber: Laporan Keuangan Perusahaan Asuransi per 31 Desember 2017

Source: Financial Statements of Insurance Companies as of December 31, 2017

D. PERTUMBUHAN JUMLAH KLAIM BRUTO

Jumlah klaim bruto industri asuransi pada tahun 2017 mengalami kenaikan sebesar 21,2% dibandingkan dengan tahun sebelumnya, yaitu dari Rp227,35 triliun pada tahun 2016 menjadi Rp275,61 triliun pada tahun 2017. Klaim perusahaan asuransi umum dan reasuransi mengalami peningkatan sebesar 3,15% dibandingkan dengan tahun sebelumnya,

THE GROWTH OF GROSS CLAIM

Total gross claim paid by insurance industry in 2017 increased by 21.2%, from Rp227.35 trillion in 2016 to Rp275,61 trillion in 2017. Claim paid by non life and reinsurance companies increased by 3.15% compared to those in previous year,

yaitu dari Rp34,19 menjadi Rp35,26 triliun. Klaim dibayar perusahaan asuransi jiwa naik sebesar 23,3% dibandingkan tahun sebelumnya, yaitu dari Rp96,19 triliun menjadi Rp118,58 triliun. Klaim dibayar badan penyelenggara jaminan sosial mengalami peningkatan sebesar 26,3%, dari Rp86,81 triliun menjadi Rp109,64 triliun. Klaim perusahaan penyelenggara asuransi wajib mengalami peningkatan sebesar 19,4%, dari Rp10,16 triliun menjadi Rp12,13 triliun pada tahun 2017.

Secara keseluruhan, rasio klaim bruto terhadap premi bruto pada tahun 2017 adalah sebesar 67,6%. Rasio ini lebih tinggi dibandingkan dengan rasio klaim tahun sebelumnya yang besarnya 62,8%. Peningkatan ini disebabkan pertumbuhan klaim dibayar yang lebih tinggi dibandingkan dengan pertumbuhan premi bruto. Tabel 1.4 di bawah ini menyajikan perkembangan klaim bruto dibandingkan dengan premi bruto dari tahun 2013 sampai dengan tahun 2017. Grafik 1.2.A dan 1.2.B menunjukkan proporsi klaim bruto menurut jenis usaha dan rasio klaim bruto terhadap premi bruto untuk tahun 2017.

which is from Rp34.19 trillion to Rp35.26 trillion. Claim paid by life insurance companies increased by 23.3% compared to previous year, from Rp96.19 trillion to Rp118.58 trillion. Claim paid by agencies administering of social insurance increased by 26.3%, from Rp86.81 trillion to Rp109.64 trillion. Claim paid by companies administering of mandatory insurance increased by 19.4% from Rp10.16 trillion to Rp12.13 trillion in 2017.

In aggregate, the ratio of gross claim to gross premium in 2017 was 67.6%. This ratio was higher than that in previous year, which was 62.8%. This increase was caused by the growth of claim paid which was higher than the growth of gross premium. Table 1.4 shows the growth of claim paid to gross premium from 2013 to 2017 consecutively. Meanwhile, Graph 1.2.A and 1.2.B show the distribution of claim according to insurance sectors and ratio of claim paid to gross premium in 2017, respectively.

Tabel 1.4 Pertumbuhan Klaim Bruto Dibandingkan dengan Premi Bruto 2013-2017
Table 1.4 The Growth of Gross Claim Relative to Gross Premium 2013-2017

Dalam Triliun Rupiah/*In Trillion Rupiah*

Tahun/ *Year*	Klaim/*Claim*						Jumlah Premi Bruto/ *Total Gross Premium* (b)	Rasio/*Ratio* (a/b)
	As. Umum & Reas./ *Non Life Ins. & Reins.*	Asuransi Jiwa/ *Life Insurance*	Asuransi Sosial/ *Social Insurance*	Asuransi Wajib/ *Mandatory Insurance*	Jumlah Klaim/ *Total Claim* (a)	Kenaikan (Penurunan)/ *Increase (Decrease)*		
2013	21,59	75,20	4,71	14,80	116,30	8,0%	193,06	60,2%
2014	27,93	71,82	56,66	7,01	163,42	40,5%	247,29	66,1%
2015	33,22	82,83	75,00	6,70	197,75	21,0%	295,56	66,9%
2016	34,19	96,19	86,81	10,16	227,35	15,0%	361,78	62,8%
2017	35,26	118,58	109,64	12,13	275,61	21,2%	407,70	67,6%

Sebelum tahun 2014, Asuransi Sosial terdiri dari PT Jamsostek dan PT Jasa Raharja, sedangkan Asuransi Wajib terdiri dari PT Askes, PT Taspen, dan PT Asabri. Sejak tahun 2014, Asuransi Sosial terdiri dari BPJS Kesehatan dan BPJS Ketenagakerjaan, sementara Perusahaan Penyelenggara Asuransi Wajib terdiri dari PT Asabri, PT Taspen dan PT Jasa Raharja.

Before 2014, Social Insurance consist of PT Jamsostek (now called BPJS Ketenagakerjaan) and PT Jasa Raharja, mandatory insurance consist of PT Askes (now called BPJS Kesehatan), PT Taspen, and PT Asabri. Since 2014, Social Insurance consist of BPJS Kesehatan dan BPJS Ketenagakerjaan. Mandatory Insurance consist of PT Asabri, PT Taspen, PT Jasa Raharja.

Grafik 1.2.A Proporsi Klaim Bruto Menurut Jenis Usaha Tahun 2017

Graph 1.2.A Gross Claim by Insurance Sectors in 2017

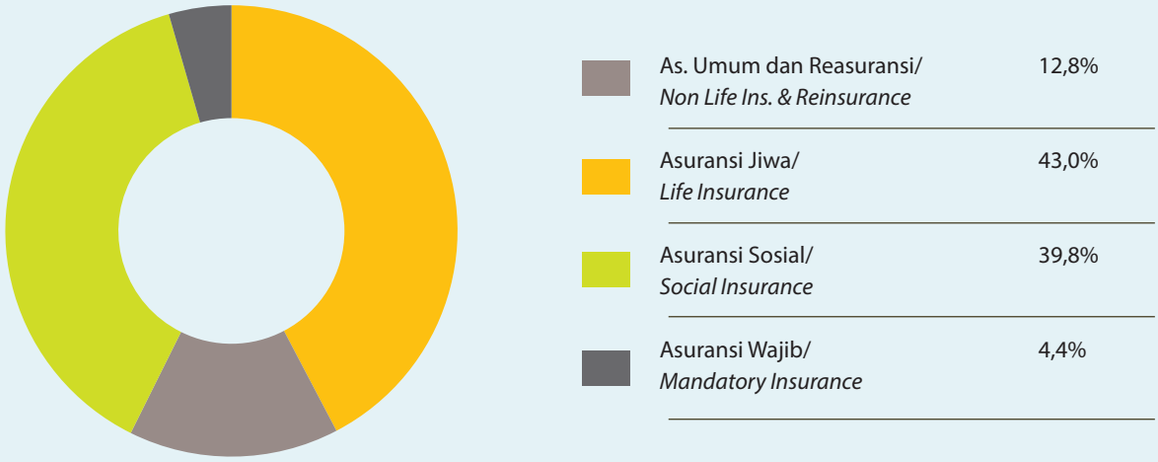

Sumber: Laporan Keuangan Perusahaan Asuransi per 31 Desember 2017

Source: Financial Statements of Insurance Companies as of December 31, 2017

Grafik 1.2.B Jumlah Klaim BrutoTerhadap Premi Bruto Tahun 2017

Graph 1.2.B Number of Gross Claim to Gross Premium in 2017

Dalam Triliun Rupiah/*In Trillion Rupiah*

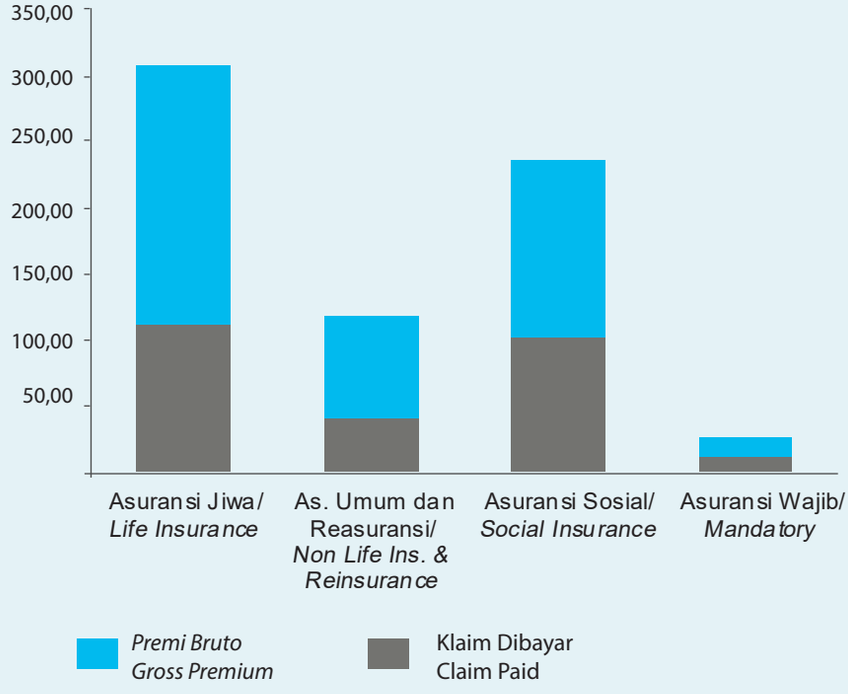

Sumber: Laporan Keuangan Perusahaan Asuransi per 31 Desember 2017

Source: Financial Statements of Insurance Companies as of December 31, 2017

E. PERTUMBUHAN JUMLAH ASET DAN INVESTASI

Jumlah aset industri asuransi Indonesia tahun 2017 mencapai Rp1.176,97 triliun. Jumlah ini mengalami kenaikan sebesar 17,36% dibandingkan dengan jumlah aset tahun sebelumnya. Dari tahun 2013 sampai dengan tahun 2017, aset industri asuransi rata-rata meningkat sebesar 15,6% per tahun (menggunakan metode Compounded Annual Growth Rate (CAGR)).

Jumlah aset perusahaan asuransi jiwa meningkat sebesar 21,2%, dari Rp451,03 triliun pada tahun 2016 menjadi Rp546,64 triliun pada tahun 2017. Sementara itu, jumlah aset perusahaan asuransi umum meningkat 5,61%, dari Rp127,19 triliun pada tahun 2016 menjadi Rp134,33 triliun pada tahun 2017. Sedangkan jumlah aset perusahaan reasuransi meningkat sebesar 21,2%, dari Rp16,62 triliun pada tahun 2016 menjadi Rp20,13 triliun pada tahun 2017.

THE GROWTH OF ASSETS AND INVESTMENTS

The total assets of Indonesian insurance industry in 2017 amounted to Rp1.176,97 trillion, increased by 17.36% compared to that in previous year. From 2013 to 2017, total assets of Indonesian insurance industry had grown in average by 15.6% annually ((using Compounded Annual Growth Rate (CAGR)).

The total assets of life insurance companies increased by 21.2%, from Rp451.03 trillion in 2016 to Rp546,64 trillion in 2017. Meanwhile, total assets of non life insurance companies increased by 5.61%, from Rp127.19 trillion in 2016 to Rp134,33 trillion in 2017. Whereas, total assets of reinsurance companies increased by 21.2%, from Rp16.62 trillion in 2016 to Rp20.13 trillion in 2017.

Jumlah aset badan penyelenggara jaminan sosial meningkat sebesar 19,4%, dari Rp285,34 triliun pada tahun 2016 menjadi Rp340,57 triliun pada tahun 2017.

Jumlah aset perusahaan penyelenggara asuransi wajib meningkat 10,3% dari Rp122,65 triliun di tahun 2016 menjadi Rp135,3 triliun pada tahun 2017.

Pertumbuhan jumlah aset industri asuransi selama lima tahun terakhir disajikan pada Tabel 1.5 di bawah ini.

The total assets of agencies administering of social insurance increased by 19.4%, from Rp285.34 trillion in 2016 to Rp340,57 trillion in 2017.

The total assets of companies administering of mandatory insurance increased by 10.3% from Rp122.65 trillion in 2016 to Rp135.3 trillion in 2017.

The growth of total assets of insurance industry within the last five years is shown in Table 1.5 below.

Tabel 1.5 Jumlah Aset Industri Asuransi 2013-2017

Table 1.5 The Total Assets of Insurance Industry 2013-2017

Dalam Triliun Rupiah/*In Trillion Rupiah*

Keterangan/ *Description*	Tahun / *Year*				
	2013	2014	2015	2016	2017
Asuransi Jiwa/*Life Insurance*	293,74	368,06	378,03	451,03	546,64
Asuransi Umum/*Non Life Insurance*	100,99	116,46	124,01	127,19	134,33
Reasuransi/*Reinsurance*	6,45	10,29	14,81	16,62	20,13
Asuransi Sosial/*Social Insurance*	162,16	209,41	226,92	285,34	340,57
Asuransi Wajib/*Mandatory Insurance*	96,38	103,46	109,65	122,65	135,30
Jumlah/*Total*	**659,72**	**807,68**	**853,42**	**1.002,83**	**1.176,97**

Sebelum tahun 2014, Asuransi Sosial terdiri dari PT Jamsostek dan PT Jasa Raharja, sedangkan Asuransi Wajib terdiri dari PT Askes, PT Taspen, dan PT Asabri. Sejak tahun 2014, Asuransi Sosial terdiri dari BPJS Kesehatan dan BPJS Ketenagakerjaan, sementara Perusahaan Penyelenggara Asuransi Wajib terdiri dari PT Asabri, PT Taspen dan PT Jasa Raharja.

Before 2014, Social Insurance consist of PT Jamsostek (now called BPJS Ketenagakerjaan) and PT Jasa Raharja, mandatory insurance consist of PT Askes (now called BPJS Kesehatan), PT Taspen, and PT Asabri. Since 2014, Social Insurance consist of BPJS Kesehatan dan BPJS Ketenagakerjaan. Mandatory Insurance consist of PT Asabri, PT Taspen, PT Jasa Raharja.

Pada tahun 2017, perusahaan asuransi jiwa memiliki aset sebesar 46,4% dari total aset industri asuransi. Badan penyelenggara jaminan sosial memiliki 28,9% dari total aset industri asuransi, diikuti dengan asuransi umum sebesar 11,4%. Sementara itu, perusahaan penyelenggara asuransi wajib dan perusahaan reasuransi masing-masing memiliki sebesar 11,5% dan 1,7% dari total aset industri asuransi. Distribusi aset industri asuransi menurut jenis usaha pada tahun 2017 disajikan pada Grafik 1.3.

In 2017, life insurance companies held 46.4% of total assets of insurance industry. Agencies administering of social insurance held 28.9% of total assets of insurance industry, followed by non life 11.4%. Meanwhile, companies administering of mandatory insurance and reinsurance companies each held 11.5% and 1.7% of total assets of insurance industry. The distribution of assets of insurance industry according to insurance sectors in 2017 is figured in Graph 1.3.

Grafik 1.3 Aset Industri Asuransi Menurut Jenis Usaha Tahun 2017
Graph 1.3 The Assets of Insurance Industry by Insurance Sectors in 2017

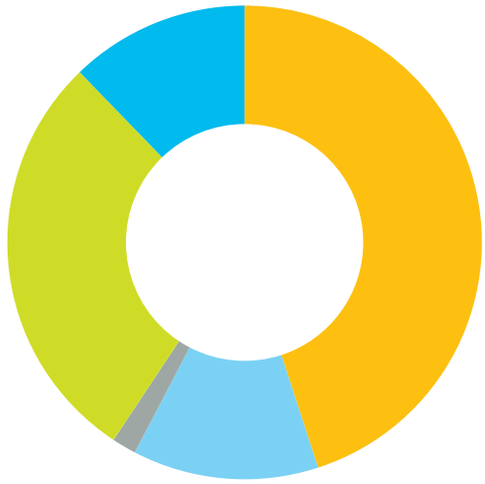

Asuransi Umum *Non Life Insurance*	11,4%
Reasuransi *Reinsurance*	1,7%
Asuransi Jiwa/ *Life Insurance*	46,4%
Asuransi Sosial/ *Social Insurance*	28,9%
Asuransi Wajib/ *Mandatory Insurance*	11,5%

Jumlah dana investasi industri asuransi Indonesia pada tahun 2017 adalah Rp1.006,09 triliun. Jumlah ini meningkat 20,1% dari tahun sebelumnya yang berjumlah Rp837,82 triliun. Dana investasi terbesar dimiliki oleh perusahaan asuransi jiwa (48,6%), diikuti oleh badan penyelengara jaminan sosial (32,1%), perusahaan penyelenggara asuransi wajib (11,3%), perusahaan asuransi umum (6,8%), dan yang terakhir perusahaan reasuransi (1,2%).

Tabel 1.6 menyajikan jumlah investasi dari setiap sektor usaha asuransi dari tahun 2013 sampai dengan tahun 2017. Sementara itu, persentase investasi untuk setiap sektor usaha disajikan pada Grafik 1.4.A.

Sebagaimana ditunjukkan pada Grafik 1.4.B, rasio investasi terhadap aset sektor industri asuransi pada tahun 2017 sebesar 85,5%, sedangkan pada tahun 2016 sebesar 83,5%.

Total investments fund of Indonesian insurance industry in 2017 amounted to Rp1.006,09 trillion. This amount increased by 20.1% compared to that in previous year, which was Rp837.82 trillion. The biggest investments fund was held by life insurance companies (48.6%), followed by agencies administering of social insurance (32.1%), companies administering of mandatory insurance (11.3%), non life insurance companies (6.8%), and the last was reinsurance companies (1.2%).

Table 1.6 shows the total investments for each insurance sector from 2013 to 2017. Meanwhile, the percentage of investments for each insurance sector is shown in Graph 1.4.A.

As shown in Graph 1.4.B, the ratio of investments relative to total assets of insurance industry sector in 2017 and 2016 was 85.5% and 83.5%, respectively.

Tabel 1.6 Jumlah Investasi Industri Asuransi 2013-2017

Table 1.6 The Total Investments of Insurance Industry 2013-2017

Dalam Triliun Rupiah/*In Trillion Rupiah*

Keterangan/ *Description*	Tahun / *Year*				
	2013	2014	2015	2016	2017
Asuransi Jiwa/*Life Insurance*	253,21	318,49	327,68	396,38	489,27
Asuransi Umum/*Non Life Insurance*	56,9	56,81	60,41	62,80	68,44
Reasuransi/*Reinsurance*	4,34	6,80	9,99	10,25	12,17
Asuransi Sosial/*Social Insurance*	156,96	193,49	211,00	271,65	322,58
Asuransi Wajib/*Mandatory Insurance*	67,04	72,77	77,04	96,73	113,65
Jumlah/*Total*	**538,45**	**648,37**	**686,12**	**837,82**	**1.006,12**

Sebelum tahun 2014, Asuransi Sosial terdiri dari PT Jamsostek dan PT Jasa Raharja, sedangkan Asuransi Wajib terdiri dari PT Askes, PT Taspen, dan PT Asabri. Sejak tahun 2014, Asuransi Sosial terdiri dari BPJS Kesehatan dan BPJS Ketenagakerjaan, sementara Perusahaan Penyelenggara Asuransi Wajib terdiri dari PT Asabri, PT Taspen dan PT Jasa Raharja.

Before 2014, Social Insurance consist of PT Jamsostek (now called BPJS Ketenagakerjaan) and PT Jasa Raharja, mandatory insurance consist of PT Askes (now called BPJS Kesehatan), PT Taspen, and PT Asabri. Since 2014, Social Insurance consist of BPJS Kesehatan dan BPJS Ketenagakerjaan. Mandatory Insurance consist of PT Asabri, PT Taspen, PT Jasa Raharja.

Grafik 1.4.A Persentase Investasi Untuk Setiap Sektor Usaha Tahun 2017

Graph 1.4.a The Percentage of Investments for Each Insurance Sector in 2017

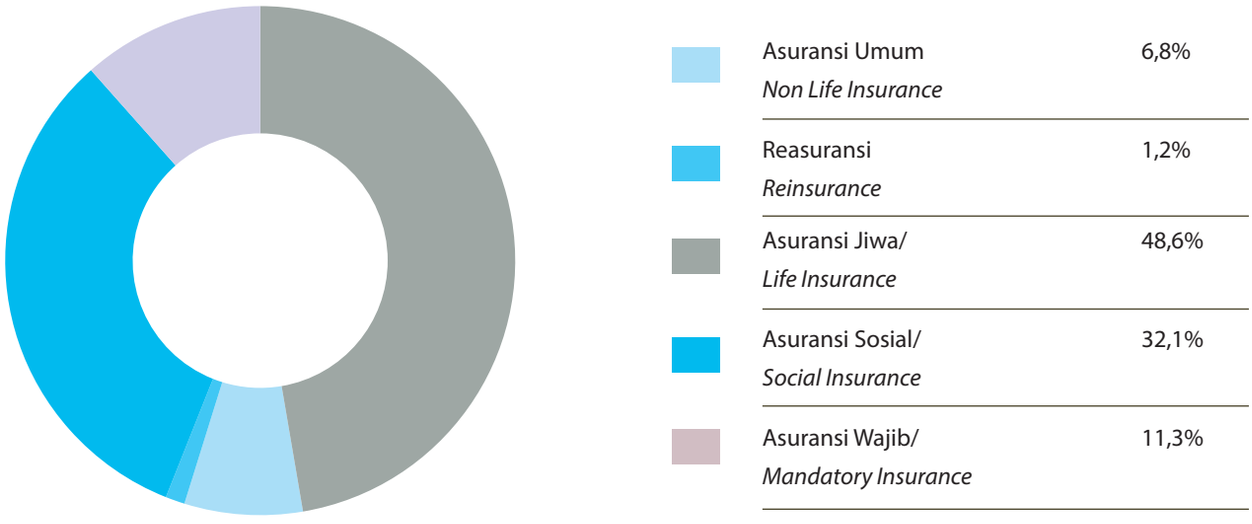

Grafik 1.4.B Total Investasi dan Aset Sektor Industri Asuransi 2013-2017

Graph 1.4.B Total Investments and Total Assets of Insurance Industry Sector 2013-2017

Dalam Triliun Rupiah/*In Trillion Rupiah*

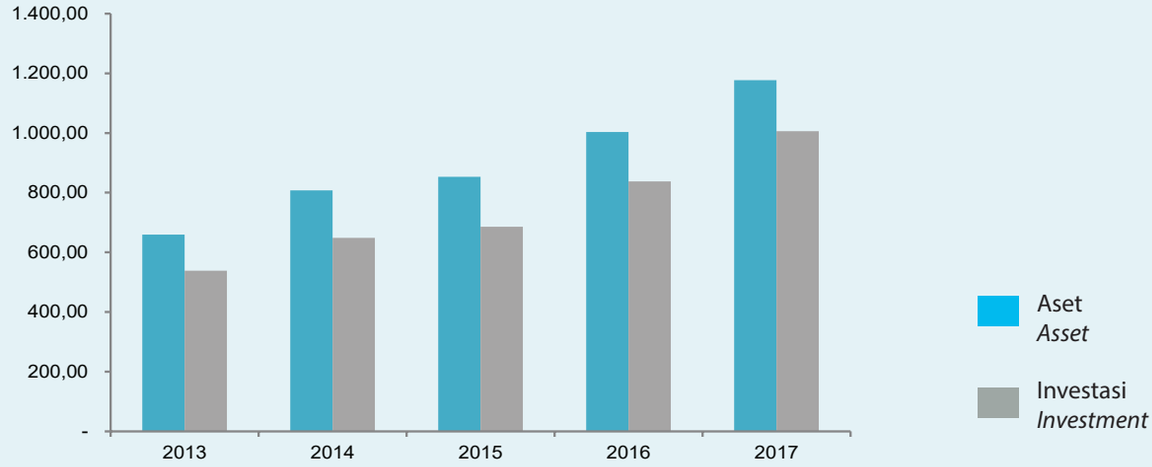

Tabel 1.7 dan Grafik 1.5 menunjukkan portofolio investasi industri asuransi untuk tahun 2017. Industri asuransi menempatkan sebagian besar investasinya pada Surat Berharga Negara. Pada akhir tahun 2017, investasi yang ditempatkan pada Surat Berharga Negara sebesar Rp231,8 triliun atau sekitar 23,04% dari total investasi industri asuransi.

Portofolio investasi terbesar kedua adalah saham sebesar Rp231,5 triliun atau 23,01% dari total investasi industri asuransi. Selanjutnya, investasi pada reksadana sebesar Rp229,4 triliun atau 22,8% dari total investasi industri asuransi. Grafik 1.5. menyajikan portofolio investasi industri asuransi pada tahun 2017.

Table 1.7 and Graph 1.5 show the investment portfolio of the insurance industry in 2017. Insurance industry mostly placed their investments in Government Bonds. At the end of 2017, investment placed in Government Bonds was Rp231.8 trillion or 23.04% of total investments of insurance industry.

The second largest investment portfolio was in shares which was Rp231.5 trillion and accounted for 23.01% of the total investments of insurance industry. Next was mutual fund which amounted to Rp229.4 trillion or 22.8% of the total investments. Graph 1.5 shows the investment portfolio of the insurance industry in 2017.

Tabel 1.7 Portofolio Investasi Industri Asuransi 2013-2017

Table 1.7 The Investment Portfolio of Insurance Industry 2013-2017

Dalam Triliun Rupiah/*In Trillion Rupiah*

Keterangan/ ***Description***	**Tahun** / *Year*				
	2013	**2014**	**2015**	**2016**	**2017**
Deposito Berjangka / *Time Deposit*	113,6	155,3	156,5	131,1	138,7
Sertifikat Deposito / *Certificate of Deposit*	-	-	-	-	0,6
Saham / *Shares Listed at The Stock Exchange*	127,1	152,1	155,7	199,8	231,5

Keterangan/ *Description*	Tahun / *Year*				
	2013	2014	2015	2016	2017
Obligasi, Sukuk / *Bonds, Islamic Bonds*	87,8	132,2	87,1	100,3	134,1
MTN / *MTN*	-	-	-	-	2,2
Surat Berharga yang Diterbitkan/Dijamin Pemerintah /*Securities issued/guaranteed by the Government*	100,1	72,9	139,6	226,0	231,8
Surat Berharga yang diterbitkan oleh Negara lain / *Securities issued by others country*	1,7	1,9	1,3	0,8	0,9
S B I / *Certificate of Bank Indonesia*	-	-	-	-	-
Surat Berharga yang diterbitkan oleh lembaga multinasional / *Securities issued by multinational organization*	-	-	-	0,001	-
Reksadana / *Mutual Fund*	89,3	110,1	117,7	149,8	229,4
Kontrak Investasi Kolektif - Efek Beragun Aset / *Colective Investment Contract - Assets Backed Securities*	-	-	1,3	1,2	2,6
Dana Investasi Real Estate / *Real Estatte Investmnet Fund*	-	1,1	0,2	0,2	0,1
REPO / *Repurchased Aggreement*	-	-	-	-	-
Penyertaan Langsung / *Direct Investment*	9,4	10,2	13,3	13,3	16,2
Bangunan dengan hak strata atau tanah dan bangunan untuk investasi / *Buildings With Strata Title or Real Estate for Investment*	7,1	9,1	12,0	13,7	14,3
Pembelian Piutang Untuk Perusahaan Pembiayaan / *Refinancing*	-	-	0,2	0,2	0,6
Emas Murni / *Gold*	-	-	0,001	0,0009	0,001
Pinjaman Yang Dijamin dengan Hak Tanggungan / *Mortgage Loan*	0,2	0,2	0,2	0,2	0,2
Pinjaman Polis / *Policy Loan*	-	-	-	-	2,0
Pembiayaan Murabahah / *Murabahah Financing*	-	-	-	-	-
Pembiayaan Mudharabah / *Mudharabah Financing*	-	-	-	-	-
Pembiayaan Kerjasama dengan Pihak Lain / *Financing with Other Parties*	-	-	-	0,0005	0,0002
Lain-lain / *Others*	2,2	2,9	1,1	1,0	1,0
JUMLAH / *TOTAL*	**538,5**	**648,0**	**686,1**	**837,8**	**1.006,1**

Grafik 1.5 Portofolio Investasi Industri Asuransi Tahun 2017
Graph 1.5 The Investment Portfolio of Insurance Industry in 2017

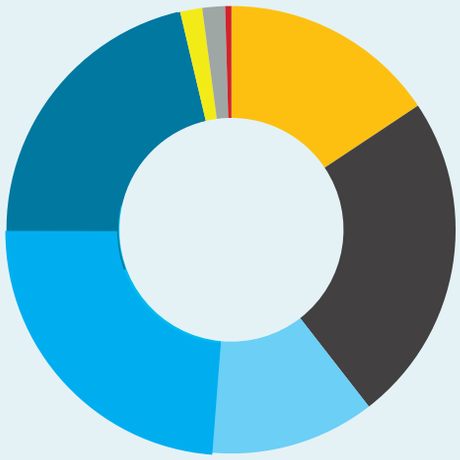

Deposito berjangka dan sertifikat deposito *Time Deposit and Certificate Of Deposit*	13,8%
Saham *Shares Listed at The Stock Exchange*	23,0%
Obligasi & Sukuk *Bonds & Islamic Bonds*	13,5%
Surat Berharga yang diterbitkan Pemerintah *Government Bonds*	23,0%
Reksadana *Mutual Fund*	22,8%
Penyertaan Langsung *Direct Placement*	1,6%
Properti Investasi Property for Investment	1,4%
Lainnya *Others*	0,7%

F. NERACA PEMBAYARAN JASA ASURANSI UMUM DAN REASURANSI

Premi reasuransi yang ditempatkan ke luar negeri pada tahun 2017 berjumlah Rp15,67 triliun. Jumlah ini mengalami peningkatan sebesar 2,6% dibandingkan tahun 2016. Penerimaan komisi dari penempatan reasuransi ke luar negeri tersebut sebesar Rp2 triliun dan pemulihan klaim yang diterima sebesar Rp5,39 triliun. Dengan demikian, transaksi reasuransi ke luar negeri mengalami defisit sebesar Rp8,28 triliun. Sementara itu, transaksi reasuransi yang diperoleh dari luar negeri pada tahun yang sama mengalami surplus sebesar Rp1,56 triliun. Dengan demikian, total transaksi reasuransi internasional industri asuransi neto masih mengalami defisit sebesar Rp6,72 triliun.

Neraca pembayaran industri asuransi tahun 2013 sampai dengan tahun 2017 mengalami defisit. Pada tahun 2017, rasio defisit reasuransi ke dan dari luar negeri terhadap premi bruto adalah sebesar 9,5% lebih kecil dari rasio defisit tahun 2016 sebesar 10,5%.

.

BALANCE OF PAYMENTS OF NON LIFE INSURANCE AND REINSURANCE COMPANIES

The reinsurance premium ceded abroad in 2017 amounted to Rp15.67 trillion. This amount decreased around 2.6% compared to that of 2016. Commission and claim recovery from this ceded reinsurance amounted to Rp2 trillion and Rp5.39 trillion, respectively. It means that the ceded reinsurance transaction resulted in the net deficit of Rp8.28 trillion. In 2017, reinsurance transaction received from abroad resulted in a net surplus of Rp1.56 trillion. Therefore, the total result of the international reinsurance transaction was a deficit in the balance of payment of Rp6.72 trillion.

The balance of payment of insurance industry from 2013 to 2017 suffered a deficit. In 2017, the deficit ratio inward and outward reinsurance to gross premium was 9.5% which is lower than that of 2016 with amount as 10.5%.

Rasio klaim bisnis reasuransi yang diterima dari luar negeri pada tahun 2017 sebesar 23,1%, lebih rendah dari rasio klaim bisnis yang direasuransikan ke luar negeri yang besarnya 34,4%. Tabel 1.8 dan Grafik 1.6.A menunjukkan kegiatan asuransi ke dan dari luar negeri dalam lima tahun terakhir, sedangkan Grafik 1.6.B memperlihatkan rasio klaim bisnis yang diterima dari luar negeri dan rasio klaim bisnis yang direasuransikan ke luar negeri selama lima tahun terakhir.

The claim ratio of inward reinsurance business in 2017 was 23.1%. This ratio was lower than that claim ratio of outward reinsurance business, which was 34.4%. Table 1.8 and Graph 1.6.A show the balance of payment of insurance industry for the last five years. Whereas, Graph 1.6.B shows the claim ratio of inward and outward reinsurance business for the last five years.

Tabel 1.8 Kegiatan Asuransi Dari dan Ke Luar Negeri 2013-2017

Table 1.8 Insurance Business Activities Inward from Abroad and Ceded Abroad 2013-2017

Dalam Triliun Rupiah/*In Trillion Rupiah*

Keterangan/ *Description*	Tahun / *Year*				
	2013	2014	2015	2016	2017
Reasuransi dari Luar Negeri / *Reinsurance Inward from Abroad*					
a. Premi Diterima / *Inward Premium*	1,03	1,18	1,30	1,61	2,29
b. Komisi Dibayar / *Commission Paid*	0,14	0,12	0,13	0,19	0,20
c. Klaim Dibayar / *Claim Paid*	0,37	0,41	0,44	0,35	0,53
I. *Surplus* (*Deficit*)= a - b- c	**0,52**	**0,65**	**0,73**	**1,07**	**1,56**
Reasuransi ke Luar Negeri / *Reinsurance Ceded Abroad*					
d. Premi Dibayar / *Premium Paid*	12,98	14,59	15,35	15,27	15,67
e. Komisi diterima / *Commission Received*	1,59	1,76	2,20	2,20	2,00
f. Klaim Diterima / *Claim Recovery*	3,59	5,52	5,22	4,97	5,39
II. *Surplus* (*Deficit*)= - d + e + f	**(7,80)**	**(7,31)**	**(7,94)**	**(8,10)**	**(8,28)**
***Surplus* (*Deficit*) Net = I + II**	**(7,28)**	**(6,66)**	**(7,21)**	**(7,03)**	**(6,72)**
Rasio Defisit Reasuransi dari dan ke Luar Negeri terhadap Premi Bruto / *Deficit Ratio Inward and Outward Reinsurance to Gross Premium*	15,7%	12,2%	12,0%	10,5%	9,5%
Rasio Klaim / *Claim Ratio*					
Reasuransi dari Luar Negeri / *Reinsurance Inward from Abroad*	35,9%	34,7%	33,5%	21,8%	23,1%
Reasuransi ke Luar Negeri / *Reinsurance Ceded Abroad*	27,7%	37,8%	34,0%	32,6%	34,4%

Grafik 1.6.A Transaksi Berjalan Sektor Asuransi 2013-2017

Graph 1.6.A The Balance of Payment of Insurance Sector 2013-2017

Dalam Triliun Rupiah/*In Trillion Rupiah*

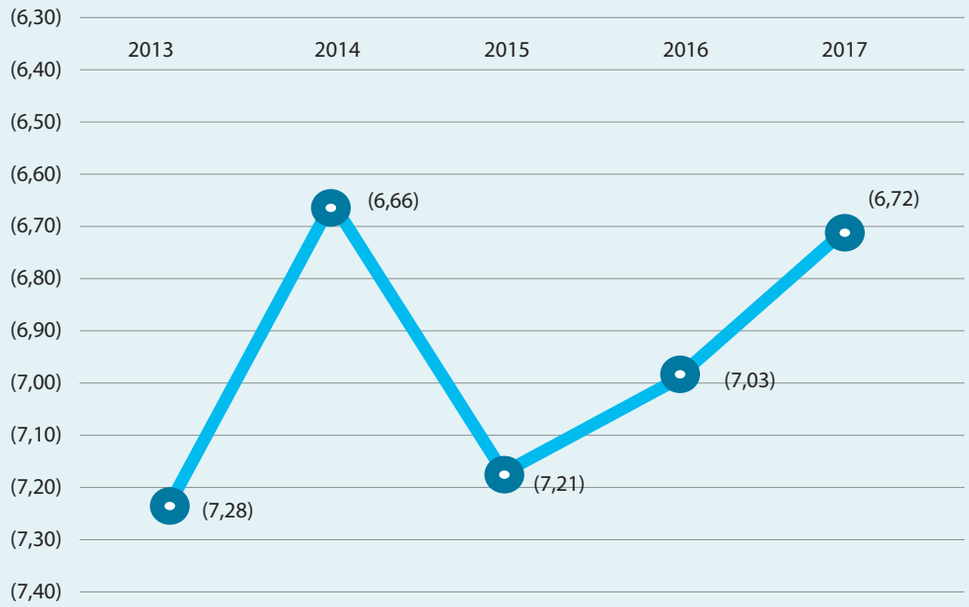

Grafik 1.6.B Rasio Klaim Kegiatan Bisnis Reasuransi Dengan Luar Negeri 2013 - 2017

Graph 1.6.B The Claim Ratio of International Reinsurance Business Activities 2013 - 2017

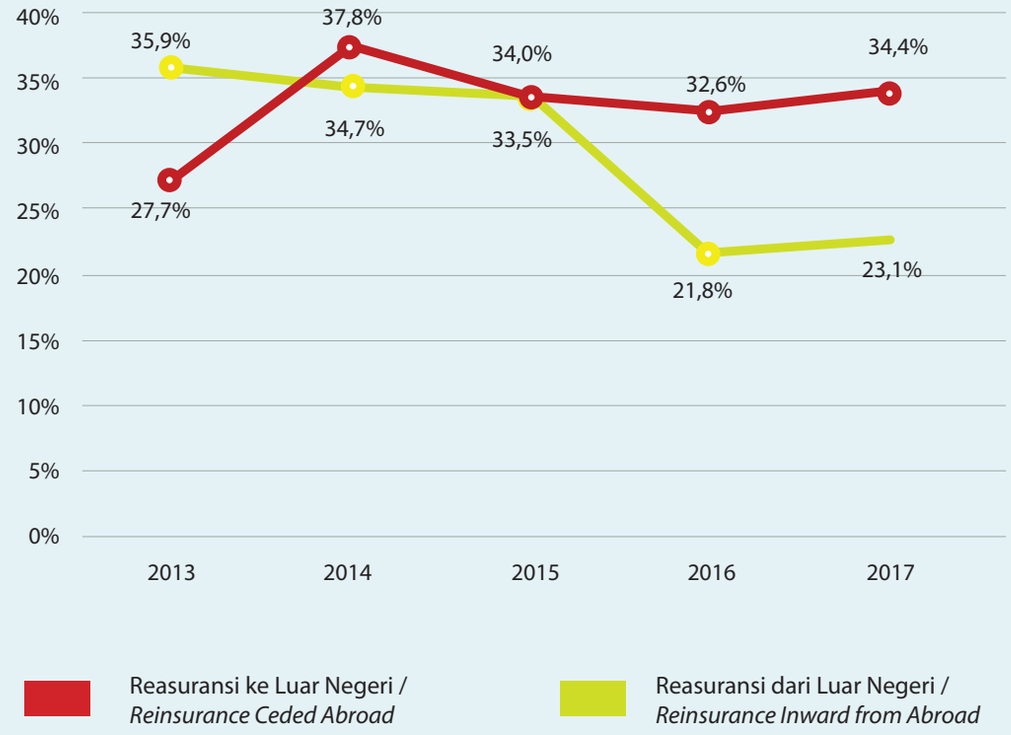

G. USAHA INDUSTRI ASURANSI DENGAN PRINSIP SYARIAH

SHARIA INSURANCE INDUSTRY BUSINESS

G.1. STRUKTUR PASAR ASURANSI

Jumlah perusahaan asuransi dan perusahaan reasuransi dengan prinsip syariah per 31 Desember 2017 adalah 63 perusahaan yang terdiri dari 12 perusahaan asuransi syariah (murni syariah) 1 perusahaan reasuransi syariah (murni syariah), 48 perusahaan asuransi yang memiliki unit syariah dan 2 perusahaan reasuransi yang memiliki unit syariah. Tabel 1.9 berikut memperlihatkan pertumbuhan perusahaan asuransi dan reasuransi dengan prinsip syariah.

MARKET STRUCTURE

The number of sharia insurance and reinsurance business as of of 31 December 2017 was 63 companies, which consisted of 12 sharia insurance companies (full fledge), 1 sharia reinsurance company (full fledge), 48 insurance companies having sharia unit and 2 reinsurance companies having sharia unit. Table 1.9 shows the growth of sharia insurance and reinsurance companies.

Tabel 1.9 Pertumbuhan Industri Asuransi dengan Prinsip Syariah Tahun 2013 - 2017

Table 1.9 The Growth of Sharia Insurance Industries 2013 - 2017

Keterangan *Description*	**2013**	**2014**	**2015**	**2016**	**2017**
Perusahaan Asuransi Jiwa dengan Prinsip Syariah / *Sharia Life Insurance Companies*	3	3	5	6	7
Perusahaan Asuransi Umum dengan Prinsip Syariah / *Sharia Non Life Insurance Companies*	2	2	3	4	5
Perusahaan Reasuransi dengan Prinsip Syariah / *Sharia Reinsurance Companies*	0	0	0	1	1
Perusahaan Asuransi Jiwa yang memiliki Unit Syariah / *Sharia Unit of Life Insurance Companies*	17	18	19	21	23
Perusahaan Asuransi Umum yang memiliki Unit Syariah / *Sharia Unit of Non Life Insurance Companies*	24	23	24	24	25
Perusahaan Reasuransi yang memiliki Unit Syariah / *Sharia Unit of Reinsurance Companies*	3	3	3	2	2
Jumlah / *Total*	**49**	**49**	**54**	**58**	**63**

G.2. PERTUMBUHAN KONTRIBUSI BRUTO DAN KLAIM BRUTO

Kontribusi bruto industri asuransi pada tahun 2017 mencapai Rp13,74 triliun atau meningkat sebesar 11,7% dari kontribusi bruto tahun 2016, yaitu sebesar Rp12,31 triliun. Jumlah kontribusi bruto tahun 2017 tersebut adalah 5,8% dari total kontribusi bruto perusahaan asuransi dan reasuransi.

THE GROWTH OF GROSS CONTRIBUTION AND GROSS CLAIM

The gross contribution amount of insurance industry business in 2017 reached Rp13,74 trillion or increased by 11.7% from those in 2016, which was Rp12.31 trillion. The gross contribution was 5.8% of total gross contribution of insurance and reinsurance companies in 2017.

Klaim bruto industri asuransi pada tahun 2017 mengalami kenaikan sebesar 15,3% dibandingkan dengan tahun 2016, yaitu dari Rp4,29 triliun menjadi Rp4,95 triliun. Jumlah klaim bruto tahun 2017 tersebut adalah 3,8% dari total klaim bruto perusahaan asuransi dan reasuransi.

Tabel 1.10 memperlihatkan pertumbuhan usaha industri asuransi dengan prinsip syariah.

The total of gross claim of insurance industry business in 2017 increased by 15.3% compared to that in 2016, from Rp4,29 trillion to Rp4,95 trillion. The gross claim was 3.8% of total gross claim of insurance and reinsurance companies in 2017.

Table 1.10 shows the growth of sharia insurance industry business.

Tabel 1.10 Pertumbuhan Usaha Industri Asuransi dengan Prinsip Syariah 2013 - 2017

Table 1.10 The Growth of Sharia Insurance Industry Business 2013 - 2017

Dalam Triliun Rupiah / *In Trillion Rupiah*

Keterangan *Description*	2013	2014	2015	2016	2017
Kontribusi bruto / *Gross contribution*	9,00	10,00	10,23	12,31	13,74
Klaim / *Gross Claim*	2,56	3,10	3,49	4,29	4,95
Investasi / *Investments*	14,32	19,51	23,11	28,55	35,44
Aset / *Assets*	16,65	22,38	26,69	33,12	40,53

Kontribusi bruto asuransi umum dan reasuransi tahun 2016 sebesar Rp2,87 triliun turun 7,4% menjadi sebesar Rp2,65 triliun pada tahun 2017. Kontribusi bruto tahun 2017 tersebut memberikan kontribusi 4,0% dari total kontribusi bruto perusahaan asuransi umum dan reasuransi tahun 2017. Pertumbuhan usaha asuransi umum dan reasuransi dengan prinsip syariah diperlihatkan dalam Tabel 1.11.

Kenaikan klaim bruto tertinggi pada tahun 2017 dialami oleh perusahaan asuransi umum dan reasuransi, yaitu meningkat sebesar 17,0% dari tahun 2016, dari sebesar Rp1,23 triliun menjadi sebesar Rp1,44 triliun di tahun 2017. Klaim bruto tersebut adalah 4,2% dari total klaim bruto perusahaan asuransi jiwa pada tahun 2017.

Gross contribution of non life insurance and reinsurance business decreased by 7.4% compared to the previous year, from Rp2.87 trillion in 2016 to Rp2.65 trillion in 2017. The gross contribution in 2017 were 4.0% of total gross contribution of non life insurance and reinsurance. Table 1.11 shows the growth of non life sharia insurance and reinsurance business.

The highest increase of gross claim in 2017 was reached by non life insurance and reinsurance business as well. It was increased by 17.0%, from Rp1.23 trillion in 2016 to Rp1.44 trillion in 2017. The gross claim was 4.2% of total gross claim of life insurance companies in 2017.

Tabel 1.11 Pertumbuhan Usaha Asuransi Umum dan Reasuransi dengan Prinsip Syariah Tahun 2013 - 2017
Table 1.11 The Growth of Sharia Non Life Insurance and Reinsurance Business 2013 - 2017

Dalam Triliun Rupiah / *In Trillion Rupiah*

Keterangan *Description*	2013	2014	2015	2016	2017
Kontribusi Bruto / *Gross Contribution*	1,82	1,61	1,96	2,87	2,65
Klaim / *Claim*	0,87	0,90	0,91	1,23	1,44
Investasi / *Investments*	2,78	3,11	3,50	4,24	5,04
Aset / *Assets*	3,84	4,31	4,96	6,22	7,34

Total kontribusi bruto perusahaan asuransi jiwa pada tahun 2017 adalah sebesar Rp11,09 triliun atau naik sebesar 17,5% dari tahun 2016, yaitu sebesar Rp9,44 triliun. Kontribusi bruto tahun 2017 tersebut adalah 6,6% dari total kontribusi bruto perusahaan asuransi jiwa tahun 2017 (Tabel 1.14). Adapun rata-rata pertumbuhan kontribusi bruto yang berhasil dicatatkan dalam lima tahun terakhir oleh perusahaan asuransi jiwa dengan prinsip syariah adalah sekitar 11,7%.

Sedangkan klaim bruto perusahaan asuransi jiwa dengan prinsip syariah meningkat sebesar 14,7% dari tahun 2016, dari sebesar Rp3,06 triliun pada tahun 2016 menjadi Rp3,50 triliun pada tahun 2017. Klaim bruto tersebut adalah 3,6% dari total klaim bruto perusahaan asuransi jiwa pada tahun 2017.

Tabel 1.12 berikut memperlihatkan pertumbuhan usaha asuransi jiwa dengan prinsip syariah.

The total of gross contribution of life insurance business in 2017 was Rp11.09 trillion, or increased by approximately 17.5% from the total of gross contribution in 2016, which was Rp9.44 trillion. In 2017, the gross contribution was 6.6% of total gross contribution of life insurance companies (Table 1.14). Whereas the average growth of gross contribution produced during the last five years by this type of insurance business was approximately 11.7%.

On the other hand, the gross claim of sharia life insurance companies increased 14.7% from Rp3.06 trillion in 2016 to Rp3.50 trillion in 2017. The gross claim was around 3.6% of total gross claim of life insurance companies in 2017.

Table 1.12 shows the growth of sharia life insurance business.

Tabel 1.12 Pertumbuhan Usaha Asuransi Jiwa Dengan Prinsip Syariah 2013 - 2017
Table 1.12 The Growth of Sharia Life Insurance Business 2013 - 2017

Keterangan *Description*	2013	2014	2015	2016	2017
Jumlah Peserta (Polis / Peserta) / *Number of Insureds (Policy / Insured)*	4.306.098	4.721.863	4.762.542	5.349.352	7.489.541
Kontribusi Bruto (Triliun Rp) / *Gross Contribution (Trilion Rp)*	7,19	8,39	8,27	9,44	11,09
Klaim (Triliun Rp) / *Claim (Trillion Rp)*	1,69	2,20	2,58	3,06	3,50
Investasi (Triliun Rp) / *Investments (Trillion Rp)*	11,54	16,40	19,60	24,32	30,40
Aset (Triliun Rp) / *Assets (Trillion Rp)*	12,80	18,08	21,73	26,90	33,19

G.3. PERTUMBUHAN RASIO KLAIM

Rasio klaim asuransi dan reasuransi dengan prinsip syariah pada tahun 2017 adalah 36,00%. Rasio klaim tersebut lebih tinggi dibandingkan dengan rasio serupa tahun 2016 sebesar 34,86%. Tabel 1.13 menunjukkan perkembangan rasio klaim usaha dengan prinsip syariah selama lima tahun terakhir.

THE GROWTH OF CLAIM RATIO

The claim ratio of sharia insurance and reinsurance business in 2017 was 36.00%. This claim ratio was higher compared to that of 2016, which was 34.86%. Table 1.13 shows the growth of claim ratio of sharia insurance business during the last five years.

Tabel 1.13 Pertumbuhan Rasio Klaim Usaha Asuransi Dengan Prinsip Syariah 2013 - 2017
Table 1.13 The Growth of Claim Ratio of Sharia Insurance Business 2013 - 2017

Dalam Triliun Rupiah / *In Trillion Rupiah*

Tahun *Year*	Klaim / *Claim*			Premi / *Premium*			Rasio *Ratio* (%)
	As. Umum *Non Life Ins.*	As. Jiwa *Life Ins.*	Jumlah *Total*	As. Umum *Non Life Ins.*	As. Jiwa *Life ISns.*	Jumlah *Total*	
2013	0,87	1,69	2,56	1,82	7,19	9,00	28,40
2014	0,90	2,20	3,10	1,61	8,39	10,00	31,00
2015	0,91	2,58	3,49	1,96	8,27	10,23	34,10
2016	1,23	3,06	4,29	2,87	9,44	12,31	34,86
2017	1,44	3,50	4,95	2,65	11,09	13,74	36,00

G.4. PANGSA PASAR ASURANSI DENGAN PRINSIP SYARIAH

Pangsa pasar industri asuransi dengan prinsip syariah pada tahun 2017 mengalami pertumbuhan. Tabel 1.14 menunjukkan pangsa pasar industri asuransi dengan prinsip syariah.

THE MARKET SHARE OF SHARIA INSURANCE

Sharia insurance business market share in 2017 had grown slightly compared to that in the previous year. Table 1.14 shows the market share of sharia insurance business.

Tabel 1.14 Pangsa Pasar Asuransi dengan Prinsip Syariah
Table 1.14 The Market Share of Sharia Insurance Business

Dalam Triliun Rupiah / *In Trillion Rupiah*

No.	Keterangan *Description*	Polis / Peserta *Policy / Insured*		Kontribusi bruto *Gross contribution*		Klaim Bruto *Gross Claim*		Aset *Assets*	
		2016	2017	2016	2017	2016	2017	2016	2017
I.	Seluruh Asuransi Jiwa / *All Life Insurance*	52.290.205	57.171.139	167,17	168,82	96,19	96,64	451,05	457,34
	Asuransi Jiwa Syariah / *Sharia Life Insurance*	5.349.352	7.489.541	9,44	11,09	3,06	3,50	26,90	33,19
	Persentase Asuransi Jiwa Syariah / *Percentage of Sharia Life Insurance*	**10,23%**	**13,10%**	**5,65%**	**6,57%**	**3,18%**	**3,63%**	**5,96%**	**7,26%**
II.	Seluruh Asuransi Umum & Reasuransi / *All Non Life Insurance & Reinsurance*	-	-	66,61	66,39	34,19	34,40	143,81	144,93

	Asuransi Umum & Reasuransi Syariah / *Sharia Non Life Insurance and Reinsurance*	-	-	2,87	2,65	1,23	1,44	6,22	7,34
	Persentase Asuransi Umum & Reasuransi Syariah / *Percentage of Sharia Non Life Insurance and Reinsurance*	-	-	**4,31%**	**4,00%**	**3,61%**	**4,20%**	**4,32%**	**5,07%**
III.	Seluruh Asuransi / *All Life & Non Life Insurance*	-	-	233,77	235,21	130,38	131,04	594,86	602,27
	Seluruh Asuransi Syariah / *All Life & Non Life Sharia Insurance*	-	-	12,31	13,74	4,29	4,95	33,12	40,53
	Persentase Seluruh Asuransi Syariah / *Percentage of All Life & Non Life Sharia Insurance*	-	-	**5,26%**	**5,84%**	**3,29%**	**3,78%**	**5,57%**	**6,73%**

H. UNIT LINK

Pada akhir tahun 2017, terdapat 38 perusahaan asuransi jiwa yang memasarkan produk asuransi yang dikaitkan dengan investasi (unit link). Tabel 1.15 memperlihatkan neraca perusahaan asuransi jiwa yang memasarkan unit link dan Tabel 1.16 memperlihatkan laba/rugi perusahaan asuransi jiwa yang memasarkan unit link.

UNIT LINK

At the end of 2017, there were 38 life insurance companies, which sold investment linked products (unit link). Table 1.15 shows the balance sheet of life insurance companies which sold unit link and Table 1.16 shows profit/loss of life insurance companies which sold unit link.

Tabel 1.15 Neraca Perusahaan Asuransi yang Memasarkan Unit Link Tahun 2017

Table 1.15 The Balance Sheet of Insurance Companies Selling Unit Link in 2017

Dalam Triliun Rupiah/*In Trillion Rupiah*

Keterangan/ *Description*	Aset/*Assets*		Liabilitas/*Liabilities*	
	Investasi/ *Investment*	Non Investasi/ *Non Investment*	Utang/ *Payable*	Cadangan Premi/ *Premium Reserve*
Perusahaan Nasional/ *Private Nation*	31,49	1,47	0,62	30,58
Perusahaan Patungan/ *Joint Venture*	205,32	3,90	3,77	187,07
Jumlah / *Total*	**236,81**	**5,37**	**4,39**	**217,65**

Tabel 1.16 Laba / Rugi Perusahaan Asuransi yang Memasarkan Unit Link Tahun 2017

Table 1.16 The Profit / Loss of Insurance Companies Selling Unit Link in 2017

Dalam Triliun Rupiah/*In Trillion Rupiah*

Keterangan/ *Description*	Pendapatan/ *Incomes*	Hasil Investasi/ *Investment Yield*	Biaya/ *Expenses*	Naik (Turun) Nilai Aset/ *Increase (Decrease) Asset*
Perusahaan Nasional/ *Private Nation*	23,61	2,43	20,77	4,33
Perusahaan Patungan/ *Joint Venture*	73,13	27,58	59,93	35,33
Jumlah / *Total*	**96,74**	**30,00**	**80,71**	**39,65**

I. USAHA PIALANG ASURANSI DAN REASURANSI, SERTA PERUSAHAAN PENILAI KERUGIAN ASURANSI

INSURANCE AND REINSURANCE BROKERS AND LOSS ADJUSTERS BUSINESS

Dibandingkan tahun lalu, premi yang dikumpulkan melalui perusahaan pialang asuransi dan pialang reasuransi turun sebesar 14,48% dari Rp22,38 triliun pada tahun 2016 menjadi Rp19,14 triliun pada tahun 2017. Penurunan premi tersebut berbanding terbalik dengan kenaikan komisi sebesar 1,93% dari Rp2,07 triliun pada tahun 2016 menjadi Rp2,11 triliun pada tahun 2017. Tabel 1.17 memperlihatkan perkembangan jumlah komisi dan premi bruto melalui broker selama lima tahun terakhir.

Compared to previous year, brokerage gross premium collected by insurance and reinsurance brokers decreased by 14.48% from Rp22.38 trillion in 2016 to Rp19.14 trillion in 2017. But, it varies inversely to the brokerage commissions that increased by 1.93%, from Rp2.07 trillion in 2016 to Rp2.11 trillion in 2017. Table 1.17 shows the growth of brokerage commisions and brokerage gross premium for the last five years..

Tabel 1.17 Pertumbuhan Komisi Pialang dan Premi Asuransi Melalui Pialang 2013 - 2017
Table 1.17 The Growth of Brokerage Commissions and Gross Premiums 2013 - 2017

Dalam Triliun Rupiah / *In Trillion Rupiah*

Tahun *Year*	Premi Bruto Melalui Pialang *Brokerage Gross Premium*		Komisi Pialang *Brokerage Commissions*		Komisi Pialang : Premi Bruto Melalui Pialang *Brokerage Commissions: Brokerage Gross Premium*
	Jumlah *Total*	Kenaikan *Increase*	Jumlah *Total*	Kenaikan *Increase*	
2013	12,00	10,50%	1,45	21,85%	12,08%
2014	15,88	32,33%	1,79	23,45%	11,27%
2015	24,76	55,92%	2,27	26,82%	9,17%
2016	22,38	-9,61%	2,07	-8,81%	9,25%
2017	21,10	-5,72%	2,20	6,28%	10,43%

Grafik 1.7 dan 1.8 menyajikan data pertumbuhan 5 tahun untuk perusahaan pialang asuransi dan perusahaan pialang reasuransi, antara lain aset, liabilitas, modal sendiri, pendapatan, biaya-biaya, dan laba/rugi.

The graphs 1.7 and 1.8 show the 5 year data for insurance and reinsurance brokers such as assets, liabilities, equities, revenues, expenses, and profit/loss..

Grafik 1.7 Pertumbuhan Aset, Liabilitas, Modal Sendiri Usaha Pialang Asuransi dan Reasuransi Tahun 2013 - 2017

Graph 1.7 The Growth of Assets, Liabilities, Equity of Insurance & Reinsurance Brokers Business Years 2013 – 2017

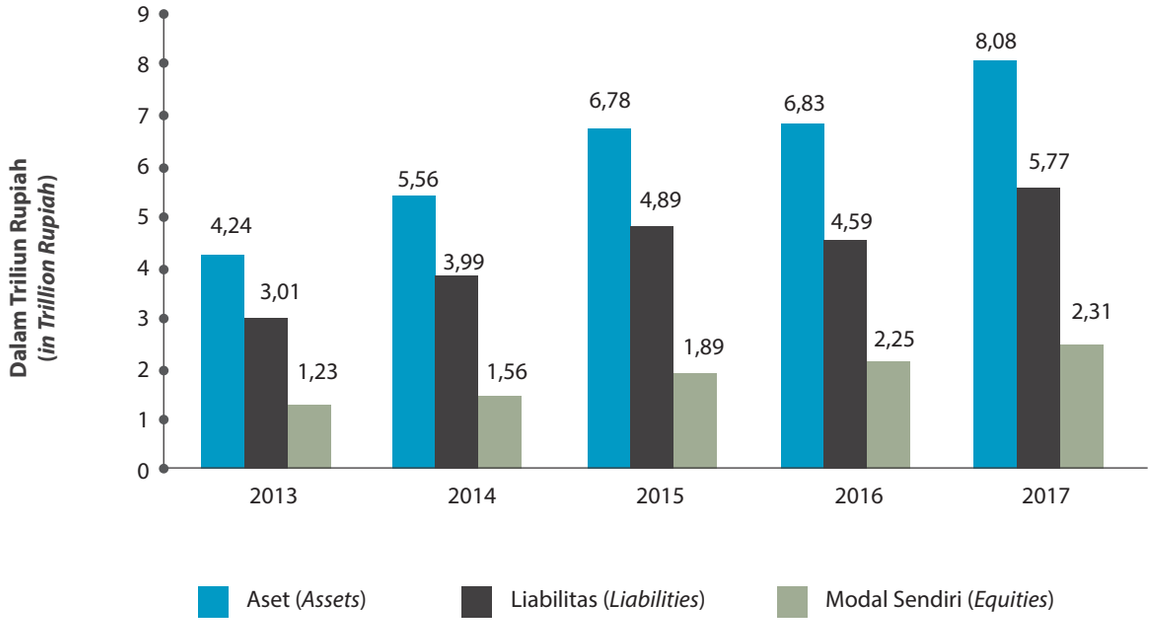

Grafik 1.8 Pertumbuhan Pendapatan, Biaya, Laba/Rugi Usaha Pialang Asuransi dan Reasuransi Tahun 2013 - 2017

Graph 1.8 The Growth of Revenues, Expenses, Profit/Loss of Insurance & Reinsurance Brokers Business Years 2013 - 2017

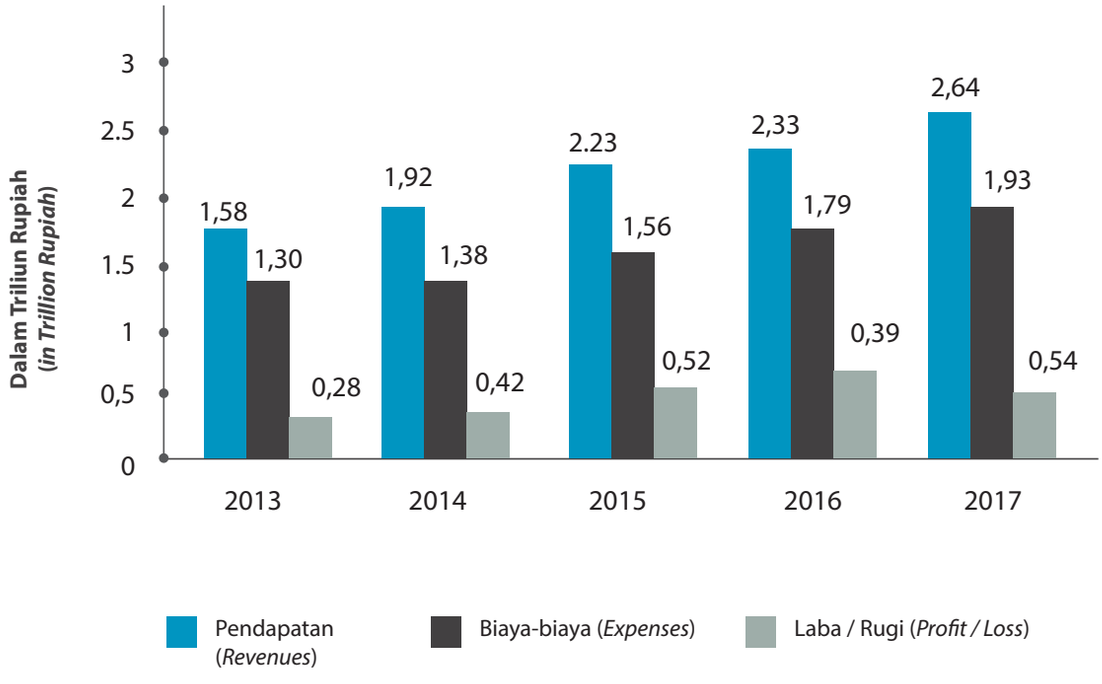

J. REKAPITULASI TENAGA KERJA DAN AGEN *RECAPITULATION OF EMPLOYEES AND AGENTS*

Tabel 1.18 Konvensional
Table 1.18 Conventional

No	Keterangan/ *Description*	Tenaga Kerja/ *Employees*	Agen/*Agent*		Jumlah/ *Total*
			Badan Hukum/ *Companies*	Perorangan/ *Individual*	
1	Asuransi Jiwa / *Life Insurance*				
	a. Swasta Nasional / *National Private*	4.265	2	35.819	35.821
	b. Patungan / *Joint Venture*	7.385	10	371.224	371.234
2	Asuransi Umum / *Non Life Insurance*	-	-	-	-
	a. Swasta Nasional / *National Private*	11.014	612	12.011	12.623
	b. Patungan / *Joint Venture*	2.552	501	6.060	6.561
3	Reasuransi / *Reinsurance*	553	-	-	-
4	Pialang Asuransi / *Insurance Broker*	3.779	-	-	-
5	Pialang Reasuransi / Re*insurance Broker*	487	-	-	-
6	Penilai Kerugian Asuransi / *Loss Adjuster*	742	-	-	-
	Jumlah / *Total*	**30.777**	**1.125**	**425.114**	**426.239**

Catatan: termasuk tenaga kerja unit usaha asuransi syariah / *Note: including worker who work for sharia insurance unit*

Tabel 1.19 Syariah
Table 1.19 Sharia

No.	Nama Perusahaan / *Name of Company*	Tenaga Kerja/ *Employees*	Agen / *Agent*			Total
			Badan Hukum/ *Company*	Perorangan/ *Individual*	Pialang/*Broker*	
1	Asuransi Jiwa	883	45	6.402	81	7.411
2	Asuransi Umum/NonLife Insurance	360	5	245	93	703
3	**Jumlah / *Total***	**1.243**	**50**	**6.647**	**174**	**8.114**

Catatan: hanya tenaga kerja pada perusahaan asuransi yang full syariah
Note: only worker who work for full pledged insurance companies

K. CATATAN

Data lengkap mengenai usaha asuransi umum dan reasuransi, usaha asuransi jiwa, usaha asuransi dan reasuransi syariah, badan penyelenggara jaminan sosial, perusahaan penyelenggara asuransi wajib, usaha pialang asuransi dan reasuransi serta perusahaan penilai kerugian asuransi dapat dilihat pada Lampiran II sampai dengan Lampiran VII.

NOTES

The complete data for non life insurance and reinsurance business, life insurance business, sharia insurance and reinsurance business, agencies administering of social insurance, companies administering of mandatory insurance, insurance and reinsurance brokers and loss adjusters business, can be seen at Appendix II up to VII.

LAMPIRAN I
APPENDIX I

Usaha Asuransi Umum dan Reasuransi

Non Life Insurance and Resinsurance Business



HALAMAN INI SENGAJA DIKOSONGKAN

THIS PAGE IS INTENTIONALLY LEFT BLANK

PERUSAHAAN ASURANSI UMUM & REASURANSI - KONVENSIONAL

NON LIFE INSURANCE & REINSURANCE COMPANIES - CONVENTIONAL

TABEL: 2.1 / *TABLE: 2.1*

REKAPITULASI NERACA TAHUN 2017

RECAPITULATION OF BALANCE SHEET IN YEAR 2017

Dalam Jutaan Rupiah / *In Million Rupiah*

NO.	NAMA PERUSAHAAN *NAME OF COMPANIES*	INVESTASI *INVESTMENT*	BUKAN INVESTASI *NON INVESTMENT*	JUMLAH ASET *TOTAL ASSETS*	UTANG *PAYABLE*	CAPYBMP *UNEARNED PREMIUM RESERVE*	CADANGAN KLAIM *CLAIM RESERVE*	CADANGAN KATASTROPIK *CATASTHROPIC RESERVE*	PINJAMAN SUBORDINASI *SUBORDINATED LOANS*	EKUITAS *EQUITY*
(1)	(2)	(3)	(4)	(5)	(6)	(7)	(8)	(9)	(10)	(11)
	PERUSAHAAN ASURANSI UMUM NASIONAL *NATIONAL NON LIFE INSURANCE COMPANIES*									
1	PT Asuransi Adira Dinamika	2.817.021	1.976.372	4.793.393	1.477.334	831.942	693.523	-	-	1.790.595
2	PT Asuransi Artarindo	177.241	115.095	292.336	89.024	40.286	14.665	-	-	148.362
3	PT Arthagraha General Insurance	246.335	169.615	415.950	83.200	45.727	39.774	-	-	232.830
4	PT Asuransi Asoka Mas	77.949	849.576	927.525	168.717	264.075	137.999	-	-	198.489
5	PT Asuransi Astra Buana	8.514.356	2.742.721	11.257.077	3.192.929	1.606.255	2.000.579	-	-	4.457.313
6	PT Avrist General Insurance	158.195	88.741	246.936	27.973	46.580	41.925	-	-	128.612
7	PT Asuransi Bangun Askrida	1.739.536	687.681	2.427.218	305.885	236.559	138.528	-	-	769.520
8	PT Berdikari Insurance	40.475	135.103	175.578	25.053	2.211	30.558	-	3.500	109.969
9	PT Asuransi Bhakti Bhayangkara	51.456	120.273	171.729	16.282	20.018	9.098	-	-	111.639
10	PT Asuransi Binagriya Upakara	275.295	115.428	390.723	52.944	41.956	25.053	18.650	-	151.854
11	PT Asuransi Bintang Tbk.	256.946	425.889	682.834	124.381	109.936	114.662	-	-	240.065
12	PT Bosowa Asuransi	143.193	148.383	291.577	41.436	34.038	67.846	-	3.316	114.013
13	PT Asuransi Bringin Sejahtera Artamakmur	713.666	1.464.266	2.177.932	683.468	218.347	174.732	-	-	632.869
14	PT Asuransi Buana Independent	269.373	144.529	413.902	74.365	115.197	42.657	-	-	181.683
15	PT Asuransi Umum Bumiputera Muda 1967	319.462	342.400	661.862	75.230	85.178	148.981	-	20.000	243.972
16	PT Asuransi Central Asia	4.549.461	4.258.753	8.808.213	1.900.878	1.351.952	1.591.123	-	-	3.964.260
17	PT Asuransi Umum BCA	1.037.815	392.660	1.430.475	515.658	283.509	117.974	-	-	445.305
18	PT Citra International Underwriters	22.314	202.141	224.455	54.249	49.946	4.474	-	-	115.669
19	PT Asuransi Dayin Mitra Tbk.	306.881	769.694	1.076.575	216.148	241.234	288.552	-	-	295.392
20	PT Asuransi Eka Lloyd Jaya	122.856	42.448	165.304	17.730	13.460	5.678	-	-	114.981
21	PT Asuransi Himalaya Pelindung	23.327	153.209	176.536	22.948	20.640	5.692	93	-	119.189
22	PT Asuransi Intra Asia	42.518	152.449	194.967	25.890	26.749	2.651	-	-	118.784
23	PT MNC Asuransi Indonesia	136.529	382.780	519.309	124.493	144.378	72.899	-	-	146.859
24	PT Asuransi Jasa Indonesia (Persero)	1.304.989	10.252.021	11.557.010	3.822.824	1.135.969	3.225.416	-	-	3.019.697
25	PT Asuransi Jasa Raharja Putera	962.773	1.009.546	1.972.319	249.256	456.341	97.645	-	-	849.987
26	PT Asuransi Jasa Tania Tbk.	170.613	275.495	446.108	50.442	75.095	93.157	-	-	211.444
27	PT Asuransi Kredit Indonesia (Persero)	7.504.198	4.601.975	12.106.173	993.504	860.622	781.380	-	-	8.179.735
28	PT Malacca Trust Wuwungan Insurance	157.066	141.973	299.039	59.266	79.986	26.126	87	-	133.575
29	PT Asuransi Umum Mega	438.048	472.191	910.239	217.204	202.204	172.468	1.499	-	316.865
30	PT Asuransi Mega Pratama	125.899	170.973	296.872	33.283	34.814	88.178	-	-	126.461
31	PT Asuransi Kresna Mitra Tbk.	526.790	322.946	849.736	168.631	144.771	76.675	-	-	448.819
32	PT Pan Pacific Insurance	561.304	276.428	837.731	118.369	50.082	56.880	1.881	-	173.915
33	PT Asuransi Purna Artanugraha	145.475	379.201	524.677	124.665	69.220	85.056	-	-	148.599
34	PT Asuransi Raksa Pratikara	852.063	743.499	1.595.563	656.686	341.883	200.203	-	-	396.791
35	PT Asuransi Rama Satria Wibawa	74.864	185.476	260.341	81.758	20.485	55.524	378	-	102.194
36	PT Asuransi Recapital*	-	-	-	-	-	-	-	-	-
37	PT Asuransi Reliance Indonesia	225.052	218.136	443.188	36.386	93.009	73.440	-	-	213.009
38	PT Sarana Lindung Upaya	64.587	288.328	352.915	106.803	3.447	18.023	-	-	112.152
39	PT Asuransi Sinar Mas	4.842.970	1.775.527	6.618.496	1.757.519	1.177.267	559.521	-	-	3.098.926
40	PT Asuransi Sumit Oto	547.423	35.295	582.718	283.014	132.571	27.081	-	-	140.052
41	PT Asuransi Staco Mandiri	49.949	125.234	175.183	14.601	29.130	18.924	-	-	112.528
42	PT Asuransi Tri Pakarta	362.482	897.782	1.260.264	231.854	176.202	291.342	2.572	-	383.886
43	PT Asuransi Tugu Kresna Pratama	81.873	721.605	803.478	192.539	60.782	279.000	509	-	226.379

NO.	NAMA PERUSAHAAN *NAME OF COMPANIES*	INVESTASI *INVESTMENT*	BUKAN INVESTASI *NON INVESTMENT*	JUMLAH ASET *TOTAL ASSETS*	UTANG *PAYABLE*	CAPYBMP *UNEARNED PREMIUM RESERVE*	CADANGAN KLAIM *CLAIM RESERVE*	CADANGAN KATASTROPIK *CATASTHROPIC RESERVE*	PINJAMAN SUBORDINASI *SUBORDINATED LOANS*	EKUITAS *EQUITY*
(1)	(2)	(3)	(4)	(5)	(6)	(7)	(8)	(9)	(10)	(11)
44	PT Tugu Pratama Indonesia	4.216.144	3.860.155	8.076.299	1.575.058	1.269.677	1.545.155	-	-	3.686.409
45	PT Victoria Insurance Tbk.	198.509	55.134	253.643	13.958	17.517	24.745	-	-	189.902
46	PT Asuransi Videi	90.369	71.190	161.559	21.236	10.221	5.976	-	-	124.126
47	PT Asuransi Wahana Tata	1.015.376	2.241.443	3.256.819	402.659	528.613	799.833	-	-	997.736
48	PT Asuransi Mitra Pelindung Mustika	367.519	415.379	782.898	106.656	71.011	120.169	1.607	-	272.916
49	PT Asuransi Cakrawala Proteksi Indonesia	292.106	494.650	786.757	171.671	58.998	46.785	-	-	175.966
50	PT Asuransi Simas Net	158.294	19.191	177.485	8.040	6.631	3.804	-	-	159.010
51	PT Asuransi ASEI Indonesia	335.561	1.161.627	1.497.187	158.312	243.666	483.736	-	185.000	426.473
52	PT Bess Central Insurance	197.677	241.051	438.728	71.593	71.514	56.087	-	-	155.997
	JUMLAH / SUB TOTAL	47.912.175	47.333.657	95.245.831	21.044.003	13.251.898	15.081.953	27.277	211.816	39.415.774
	PERUSAHAAN ASURANSI UMUM PATUNGAN *JOINT VENTURE NON LIFE INSURANCE COMPANIES*									
1	PT CHUBB General Insurance Indonesia	1.539.633	1.169.729	2.709.362	317.485	865.769	587.740	-	-	938.368
2	PT Asuransi Allianz Utama Indonesia	1.301.594	972.360	2.273.954	414.785	222.319	653.616	-	-	922.871
3	PT Asuransi AXA Indonesia	437.095	610.335	1.047.431	186.176	229.692	347.938	-	100.000	183.624
4	PT AIG Insurance Indonesia	540.057	562.762	1.102.818	156.586	207.695	267.069	-	-	471.468
5	PT China Taiping Insurance Indonesia	77.618	771.269	848.886	205.600	146.719	154.191	-	-	167.277
6	PT Meritz Korindo Insurance	148.381	156.180	304.562	49.654	63.525	33.072	-	-	155.121
7	PT KSK Insurance Indonesia	156.133	242.260	398.393	57.654	97.311	87.215	-	-	156.213
8	PT Kookmin Best Insurance Indonesia	184.574	175.088	359.662	52.184	54.523	83.538	-	-	169.322
9	PT Mandiri AXA General Insurance	959.832	388.181	1.348.014	220.261	88.169	158.149	-	-	395.904
10	PT Asuransi MSIG Indonesia	1.196.937	1.350.457	2.547.394	372.558	439.426	563.034	-	-	842.970
11	PT Sompo Insurance Indonesia	1.185.811	1.322.712	2.508.523	507.091	441.163	375.793	-	-	698.200
12	PT QBE General Insurance Indonesia	767.592	559.658	1.327.250	63.549	244.026	652.385	-	-	367.291
13	PT Asuransi Samsung Tugu	348.664	406.976	755.639	188.021	143.855	133.866	-	-	257.190
14	PT Asuransi Tokio Marine Indonesia	1.171.093	1.166.860	2.337.953	624.845	524.426	405.513	-	-	783.168
15	PT Zurich Insurance Indonesia	548.376	283.661	832.037	118.892	144.875	129.926	32.252	-	400.958
16	PT Asuransi Bina Dana Arta Tbk.	2.498.979	460.493	2.959.473	124.829	211.507	220.644	-	-	1.367.981
17	PT Asuransi FPG Indonesia	302.382	1.244.421	1.546.804	383.500	291.869	605.798	-	13.305	212.684
18	PT Lippo General Insurance Tbk.	1.345.530	1.035.459	2.380.989	185.886	481.440	509.115	-	-	1.118.958
19	PT Asuransi Parolamas	51.807	220.408	272.215	50.376	4.306	44.548	-	-	141.191
20	PT Asuransi Ramayana Tbk.	479.684	812.024	1.291.709	222.257	132.993	462.120	-	-	256.784
21	PT Asuransi Harta Aman Pratama Tbk.	45.466	374.320	419.787	57.634	125.346	35.473	-	-	200.544
22	PT Asuransi Multi Artha Guna Tbk.	1.420.716	2.466.245	3.886.961	688.208	548.933	795.810	-	-	1.854.009
	JUMLAH / *SUB TOTAL*	16.707.955	16.751.859	33.459.814	5.248.031	5.709.888	7.306.554	32.252	113.305	12.062.096
	PERUSAHAAN REASURANSI *REINSURANCE COMPANIES*									
1	PT Reasuransi Indonesia Utama	4.772.974	2.347.075	7.120.049	697.252	2.065.401	1.082.801	-	391.184	2.883.411
2	PT Maskapai Reasuransi Indonesia	1.639.084	1.048.459	2.687.544	240.890	319.172	449.925	-	-	1.245.286
3	PT Reasuransi Nasional Indonesia	2.248.837	1.972.777	4.221.614	238.736	1.264.505	1.240.216	-	-	1.478.156
4	PT Tugu Reasuransi Indonesia	1.504.283	1.895.911	3.400.194	204.975	1.075.546	1.021.199	20.646	-	1.077.828
5	PT Reasuransi Maipark Indonesia	440.015	149.333	589.348	42.136	97.896	6.505	-	-	430.493
6	PT Reasuransi Nusantara Makmur	344.531	48.204	392.736	32.948	58	-	-	-	310.204
	JUMLAH / *SUB TOTAL*	10.949.724	7.461.759	18.411.483	1.456.936	4.822.579	3.800.646	20.646	391.184	7.425.379
	JUMLAH SELURUHNYA / *GRAND TOTAL*	75.569.853	71.547.275	147.117.128	27.748.970	23.784.365	26.189.153	80.175	716.305	58.903.250

Keterangan / *Notes* :
*) Tidak Menyampaikan Laporan / *Have Not Submitted Annual Report*

TABEL: 2.1.1 / *TABLE: 2.1.1*
REKAPITULASI INVESTASI TAHUN 2017
RECAPITULATION OF INVESTMENT IN YEAR 2017

Dalam Jutaan Rupiah / *In Million Rupiah*

NO.	NAMA PERUSAHAAN *NAME OF COMPANIES*	DEPOSITO BERJANGKA *TIME DEPOSIT*	SERTIFIKAT DEPOSITO *CERTIFICATE OF DEPOSITE*	SAHAM *STOCKS*	OBLIGASI KORPORASI *CORPORATE BONDS*	MTN *MTN*	SB. YANG DITERBITKAN NEGARA RI *MS. ISSUED BY GOVT*	SB. YANG DITERBITKAN SELAIN NEGARA RI *MS. ISSUED BY NON GOVT*	SB. YANG DITERBITKAN BANK INDONESIA *MS. ISSUED BY RI/CENTRAL BANK*	SURAT BERHARGA YANG DITERBITKAN LEMBAGA MULTINASIONAL *MS. ISSUED BY MULTINATIONAL VESTMENT FUND*	REKSADANA *MUTUAL FUND*	KONTRAK INVESTASI KOLEKTIF EBA *COL. INV. CONTRACT ASSET-BACKED SECURITY*	DANA INVESTASI REAL ESTAT *REAL ESTATE INV. FUND*	REPO *REPO*	PENYERTAAN LANGSUNG *DIRECT PLACEMENT*	TANAH, BANGUNAN, TANAH DNG BANGUNAN *PROPERTY INVESTMENT*	EXECUTING *EXECUTING*	EMAS MURNI *GOLD*	PINJAMAN YANG DIJAMIN HAK TANGGUNGAN *MORTGAGE*	PINJAMAN POLIS *POLICY LOAN*	INVESTASI LAIN *OTHER INVEST.*	JUMLAH INVESTASI *TOTAL INVESTMENTS*
(1)	(2)	(3)	(4)	(5)	(6)	(7)	(8)	(9)	(10)	(11)	(12)	(13)	(14)	(15)	(16)	(17)	(18)	(19)	(20)	(21)	(22)	(23)
	PERUSAHAAN ASURANSI UMUM NASIONAL																					
	NATIONAL NON LIFE INSURANCE COMPANIES																					
1	PT Asuransi Adira Dinamika	775.683	-	29.959	1.276.630	-	416.433	-	-	-	318.221	-	-	-	95	-	-	-	-	-	-	2.817.021
2	PT Asuransi Artarindo	75.427	-	1.076	28.957	2.000	48.243	-	-	-	6.260	-	-	-	154	15.126	-	-	-	-	-	177.241
3	PT Arthagraha General Insurance	86.283	-	8.200	1.455	-	39.836	-	-	-	52.368	-	-	-	50.089	8.105	-	-	-	-	-	246.335
4	PT Asuransi Asoka Mas	46.865	-	-	15.000	-	16.000	-	-	-	-	-	-	-	84	-	-	-	-	-	-	77.949
5	PT Asuransi Astra Buana	418.550	-	-	2.313.760	-	211.601	-	-	-	5.515.338	-	-	-	5.106	-	-	-	-	-	50.000	8.514.356
6	PT Avrist General Insurance	74.691	-	-	-	-	23.635	-	-	-	59.858	-	-	-	11	-	-	-	-	-	-	158.195
7	PT Asuransi Bangun Askrida	1.233.838	-	6.091	18.399	-	112.427	-	-	-	144.449	-	-	-	102.209	63.959	-	-	-	-	58.165	1.739.536
8	PT Berdikari Insurance	33.427	-	4.520	-	-	-	-	-	-	-	-	-	-	257	2.271	-	-	-	-	-	40.475
9	PT Asuransi Bhakti Bhayangkara	28.692	-	-	13.264	-	6.868	-	-	-	1.563	-	-	-	1.069	-	-	-	-	-	-	51.456
10	PT Asuransi Binagriya Upakara	46.598	-	-	114.305	-	68.885	-	-	-	38.198	6.008	-	-	1.302	-	-	-	-	-	-	275.295
11	PT Asuransi Bintang Tbk.	85.100	-	2.746	24.163	-	37.454	-	-	-	20.440	-	-	-	73.087	13.892	-	63	-	-	-	256.946
12	PT Bosowa Asuransi	38.770	-	31.652	-	-	19.480	-	-	-	-	-	-	-	43.291	-	10.000	-	-	-	-	143.193
13	PT Asuransi Bringin Sejahtera Artamakmur	535.110	-	403	27.435	-	124.516	-	-	-	-	-	-	-	1.202	-	-	-	-	-	25.000	713.666
14	PT Asuransi Buana Independent	182.823	-	841	40.255	-	44.985	-	-	-	-	-	-	-	470	-	-	-	-	-	-	269.373
15	PT Asuransi Umum Bumiputera Muda 1967	128.188	-	4.002	32.193	-	18.698	-	-	-	128.940	-	-	-	5.385	2.055	-	-	-	-	-	319.462
16	PT Asuransi Central Asia	637.618	-	1.463.720	226.717	-	200.122	-	-	-	318.617	-	-	-	1.532.166	45.344	-	-	-	-	125.158	4.549.461
17	PT Asuransi Umum BCA	600.959	-	-	239.728	-	191.093	-	-	-	2.045	463	-	-	3.528	-	-	-	-	-	-	1.037.815
18	PT Citra International Underwriters	22.200	-	89	-	-	-	-	-	-	-	-	-	-	25	-	-	-	-	-	-	22.314
19	PT Asuransi Dayin Mitra Tbk.	101.890	-	3.485	-	16.000	15.853	-	-	-	62.928	-	-	-	43.623	63.102	-	-	-	-	-	306.881
20	PT Asuransi Eka Lloyd Jaya	86.127	-	-	-	-	24.798	-	-	-	-	-	-	-	180	11.751	-	-	-	-	-	122.856
21	PT Asuransi Himalaya Pelindung	23.277	-	-	-	-	-	-	-	-	-	-	-	-	49	-	-	-	-	-	-	23.327
22	PT Asuransi Intra Asia	28.100	-	-	-	-	-	-	-	-	9.186	-	-	-	5.232	-	-	-	-	-	-	42.518
23	PT MNC Asuransi Indonesia	41.803	-	9.171	25.994	1.904	17.707	-	-	-	36.777	-	-	-	15	-	3.158	-	-	-	-	136.529
24	PT Asuransi Jasa Indonesia (Persero)	18.419	-	16.336	237.732	-	264.901	-	-	-	95.925	-	-	-	671.676	-	-	-	-	-	-	1.304.989
25	PT Asuransi Jasa Raharja Putera	468.142	-	1.632	163.708	-	-	-	-	-	322.444	-	-	-	6.847	-	-	-	-	-	-	962.773
26	PT Asuransi Jasa Tania Tbk.	103.909	-	3.235	29.998	-	31.850	-	-	-	-	-	-	-	1.621	-	-	-	-	-	-	170.613
27	PT Asuransi Kredit Indonesia (Persero)	4.990.189	-	35.408	340.873	-	197.415	-	-	-	1.143.217	-	-	-	797.096	-	-	-	-	-	-	7.504.198
28	PT Malacca Trust Wuwungan Insurance	17.500	-	1	48.318	-	82.694	-	-	-	-	-	-	-	8.553	-	-	-	-	-	-	157.066
29	PT Asuransi Umum Mega	220.510	-	29.195	78.456	-	35.542	-	-	-	74.336	-	-	-	10	-	-	-	-	-	-	438.048
30	PT Asuransi Mega Pratama	73.107	-	1.771	-	-	10.712	-	-	-	27.106	-	-	-	72	-	-	-	-	-	13.131	125.899
31	PT Asuransi Kresna Mitra Tbk.	179.145	-	198.503	1.010	1.902	113.665	-	-	-	1.278	-	-	-	6.287	-	-	-	-	-	25.000	526.790
32	PT Pan Pacific Insurance	281.958	-	41.837	135.355	-	54.646	-	-	-	20.199	-	-	-	4.263	23.047	-	-	-	-	-	561.304
33	PT Asuransi Purna Artanugraha	94.754	-	16.815	-	-	29.829	-	-	-	3.940	-	-	-	138	-	-	-	-	-	-	145.475
34	PT Asuransi Raksa Pratikara	622.330	-	-	8.030	-	219.693	-	-	-	-	-	-	-	2.009	-	-	-	-	-	-	852.063
35	PT Asuransi Rama Satria Wibawa	59.710	-	-	-	-	14.960	-	-	-	-	-	-	-	194	-	-	-	-	-	-	74.864
36	PT Asuransi Recapital*	-	-	-	-	-	-	-	-	-	-	-	-	-	-	-	-	-	-	-	-	-
37	PT Asuransi Reliance Indonesia	69.746	-	-	5.000	-	23.658	-	-	-	72.541	-	-	-	28.608	-	-	-	-	-	25.500	225.052
38	PT Sarana Lindung Upaya	38.440	-	-	-	2.000	20.951	-	-	-	-	-	-	-	3.197	-	-	-	-	-	-	64.587
39	PT Asuransi Sinar Mas	522.638	-	179.475	-	-	27.374	-	-	-	2.707.618	-	-	-	1.069.625	3.026	291.000	-	42.213	-	-	4.842.970
40	PT Asuransi Sumit Oto	399.900	-	-	30.000	-	116.163	-	-	-	-	-	-	-	1.361	-	-	-	-	-	-	547.423
41	PT Asuransi Staco Mandiri	29.900	-	-	-	-	2.065	-	-	-	17.753	-	-	-	231	-	-	-	-	-	-	49.949
42	PT Asuransi Tri Pakarta	179.093	-	-	38.685	-	80.186	-	-	-	58.807	-	-	-	5.711	-	-	-	-	-	-	362.482
43	PT Asuransi Tugu Kresna Pratama	61.151	-	1.403	-	-	7.963	-	-	-	11.200	-	-	-	156	-	-	-	-	-	-	81.873
44	PT Tugu Pratama Indonesia	605.945	-	388.266	793.356	-	482.675	-	-	-	318.499	-	-	-	1.627.404	-	-	-	-	-	-	4.216.144
45	PT Victoria Insurance Tbk.	36.355	-	29.830	66.128	-	34.363	-	-	-	10.642	-	-	-	18.140	3.051	-	-	-	-	-	198.509

NO.	NAMA PERUSAHAAN *NAME OF COMPANIES*	DEPOSITO BERJANGKA *TIME DEPOSIT*	SERTIFIKAT DEPOSITO *CERTIFICATE OF DEPOSITE*	SAHAM *STOCKS*	OBLIGASI KORPORASI *CORPORATE BONDS*	MTN *MTN*	SB. YANG DITERBITKAN NEGARA RI *MS. ISSUED BY GOVT*	SB. YANG DITERBITKAN SELAIN NEGARA RI *MS. ISSUED BY NON GOVT*	SB. YANG DITERBITKAN BANK INDONESIA *MS. ISSUED BY RI/CENTRAL BANK*	SURAT BERHARGA YANG DITERBITKAN LEMBAGA MULTINASIONAL *MS. ISSUED BY MULTINATIONAL VESTMENT FUND*	REKSADANA *MUTUAL FUND*	KONTRAK INVESTASI KOLEKTIF EBA *COL. INV. CONTRACT AS-SET-BACKED SECURITY*	DANA INVESTASI REAL ESTAT *REAL ESTATE INV. FUND*	REPO *REPO*	PENYERTAAN LANGSUNG *DIRECT PLACEMENT*	TANAH, BANGUNAN, TANAH DNG BANGUNAN *PROPERTY INVESTMENT*	EXECUTING *EXECUTING*	EMAS MURNI *GOLD*	PINJAMAN YANG DIJAMIN HAK TANGGUNGAN *MORTGAGE*	PINJAMAN POLIS *POLICY LOAN*	INVESTASI LAIN *OTHER INVEST.*	JUMLAH INVESTASI *TOTAL INVESTMENTS*
(1)	(2)	(3)	(4)	(5)	(6)	(7)	(8)	(9)	(10)	(11)	(12)	(13)	(14)	(15)	(16)	(17)	(18)	(19)	(20)	(21)	(22)	(23)
46	PT Asuransi Videi	73.807	-	-	-	-	12.500	-	-	-	-	-	-	-	601	-	-	-	-	-	3.460	90.369
47	PT Asuransi Wahana Tata	50.259	208.080	141.913	204.637	-	255.538	-	-	-	16.062	-	-	-	109.953	-	-	-	-	-	28.934	1.015.376
48	PT Asuransi Mitra Pelindung Mustika	248.000	-	11.607	66.989	-	20.337	-	-	-	20.087	-	-	-	500	-	-	-	-	-	-	367.519
49	PT Asuransi Cakrawala Proteksi Indonesia	185.517	-	3.497	-	1.902	48.313	-	-	-	52.334	-	-	-	544	-	-	-	-	-	-	292.106
50	PT Asuransi Simas Net	54.400	-	-	4.090	-	18.463	-	-	-	80.701	-	-	-	640	-	-	-	-	-	-	158.294
51	PT Asuransi ASEI Indonesia	176.294	-	10.018	15.052	-	22.612	-	-	-	108.142	-	-	-	3.442	-	-	-	-	-	-	335.561
52	PT Bess Central Insurance	116.941	-	16.153	24.417	-	9.543	-	-	-	30.444	-	-	-	179	-	-	-	-	-	-	197.677
	JUMLAH / SUB TOTAL	15.310.078	208.080	2.692.849	6.690.089	25.707	3.877.241	-	-	-	11.908.460	6.471	-	-	6.237.687	254.729	304.158	63	42.213	-	354.348	47.912.175
	PERUSAHAAN ASURANSI UMUM PATUNGAN																					
	JOINT VENTURE NON LIFE INSURANCE COMPANIES																					
1	PT CHUBB General Insurance Indonesia	297.497	-	511	128.256	-	752.511	-	-	-	291.576	-	-	-	69.244	39	-	-	-	-	-	1.539.633
2	PT Asuransi Allianz Utama Indonesia	559.350	-	-	13.544	-	51.767	-	-	-	676.136	-	-	-	796	-	-	-	-	-	-	1.301.594
3	PT Asuransi AXA Indonesia	54.000	260.161	-	-	-	122.554	-	-	-	-	-	-	-	380	-	-	-	-	-	-	437.095
4	PT AIG Insurance Indonesia	396.954	-	-	-	-	142.134	-	-	-	-	-	-	-	969	-	-	-	-	-	-	540.057
5	PT China Taiping Insurance Indonesia	9.500	-	-	29.102	-	38.905	-	-	-	-	-	-	-	111	-	-	-	-	-	-	77.618
6	PT Meritz Korindo Insurance	112.144	-	-	-	5.000	31.070	-	-	-	-	-	-	-	168	-	-	-	-	-	-	148.381
7	PT KSK Insurance Indonesia	123.801	-	85	-	-	31.151	-	-	-	-	-	-	-	1.096	-	-	-	-	-	-	156.133
8	PT Kookmin Best Insurance Indonesia	128.265	-	2.317	13.545	-	33.403	-	-	-	-	6.756	-	-	288	-	-	-	-	-	-	184.574
9	PT Mandiri AXA General Insurance	721.093	-	-	34.064	-	204.181	-	-	-	-	-	-	-	494	-	-	-	-	-	-	959.832
10	PT Asuransi MSIG Indonesia	440.020	-	16.637	43.476	-	391.212	-	-	-	302.502	-	-	-	3.090	-	-	-	-	-	-	1.196.937
11	PT Sompo Insurance Indonesia	712.721	-	-	-	-	295.225	-	-	-	126.311	-	-	-	1.553	-	-	-	-	-	50.000	1.185.811
12	PT QBE General Insurance Indonesia	567.631	-	-	-	-	199.811	-	-	-	-	-	-	-	150	-	-	-	-	-	-	767.592
13	PT Asuransi Samsung Tugu	215.070	-	-	-	-	133.475	-	-	-	-	-	-	-	118	-	-	-	-	-	-	348.664
14	PT Asuransi Tokio Marine Indonesia	547.835	-	3.760	-	-	610.510	-	-	-	-	-	-	-	8.988	-	-	-	-	-	-	1.171.093
15	PT Zurich Insurance Indonesia	52.110	-	-	218.875	-	277.078	-	-	-	-	-	-	-	313	-	-	-	-	-	-	548.376
16	PT Asuransi Bina Dana Arta Tbk.	526.464	-	241.863	646.933	-	544.820	-	-	-	313.744	-	-	-	14.135	211.021	-	-	-	-	-	2.498.979
17	PT Asuransi FPG Indonesia	187.865	-	0	3.115	-	87.114	-	-	-	24.055	-	-	-	234	-	-	-	-	-	-	302.382
18	PT Lippo General Insurance Tbk.	61.882	-	750.997	-	-	19.924	-	-	-	314.132	1.918	-	-	156.166	40.512	-	-	-	-	-	1.345.530
19	PT Asuransi Parolamas	24.825	-	320	-	-	-	-	-	-	20.902	-	-	-	860	4.901	-	-	-	-	-	51.807
20	PT Asuransi Ramayana Tbk.	167.875	-	3.597	-	-	111.462	-	-	-	-	-	-	-	29.769	141.977	-	-	-	-	25.005	479.684
21	PT Asuransi Harta Aman Pratama Tbk.	30.622	-	4.014	-	-	9.894	-	-	-	632	-	-	-	194	-	-	-	-	-	109	45.466
22	PT Asuransi Multi Artha Guna Tbk.	213.640	-	15.470	65.888	-	1.079.882	-	-	-	-	-	-	-	45.837	-	-	-	-	-	-	1.420.716
	JUMLAH / SUB TOTAL	31.420.883	676.321	4.842.979	9.940.989	36.511	11.019.033	-	-	-	19.075.798	15.144	-	-	10.270.021	682.301	595.158	63	84.426	-	525.486	89.185.115
	PERUSAHAAN REASURANSI																					
	REINSURANCE COMPANIES																					
1	PT Reasuransi Indonesia Utama	1.809.049	-	24.563	593.756	-	790.426	-	-	-	859.653	-	-	-	695.528	-	-	-	-	-	-	4.772.974
2	PT Maskapai Reasuransi Indonesia	821.896	-	47.751	149.233	-	304.925	-	-	-	139.536	-	-	-	450	142.293	-	-	-	-	33.000	1.639.084
3	PT Reasuransi Nasional Indonesia	968.354	-	182.996	673.368	-	15.295	-	-	-	408.100	-	-	-	724	-	-	-	-	-	-	2.248.837
4	PT Tugu Reasuransi Indonesia	101.258	-	158.217	615.554	110.000	275.154	-	-	-	230.624	-	-	-	13.475	-	-	-	-	-	-	1.504.283
5	PT Reasuransi Maipark Indonesia	225.452	-	39.174	17.714	-	27.515	-	-	-	65.528	-	-	-	2.000	55.465	-	-	-	-	7.167	440.015
6	PT Reasuransi Nusantara Makmur	163.182	-	-	-	-	-	-	-	-	181.349	-	-	-	-	-	-	-	-	-	-	344.531
	JUMLAH / SUB TOTAL	4.089.192	-	452.700	2.049.625	110.000	1.413.315	-	-	-	1.884.790	-	-	-	712.177	197.758	-	-	-	-	40.167	10.949.724
	JUMLAH SELURUHNYA / *GRAND TOTAL*	50.820.153	884.401	7.988.529	18.680.703	172.218	16.309.589	-	-	-	32.869.049	21.615	-	-	17.219.885	1.134.788	899.316	126	126.639	-	920.001	148.047.013

Keterangan / *Notes* :
*) Tidak Menyampaikan Laporan */ Have Not Submitted Annual Report*
**) Pencabutan Izin Usaha */ Licenses Have Been Removed*
***) Pemberian Izin Usaha Baru */ New Lisences*

PERUSAHAAN ASURANSI UMUM & REASURANSI - KONVENSIONAL

NON LIFE INSURANCE & REINSURANCE COMPANIES - CONVENTIONAL

TTABEL: 2.1.2 / TABLE: 2.1.2

REKAPITULASI BUKAN INVESTASI TAHUN 2017

RECAPITULATION OF NON INVESTMENT IN YEAR 2017

Dalam Jutaan Rupiah / *In Million Rupiah*

NO.	NAMA PERUSAHAAN *NAME OF COMPANIES*	KAS DAN BANK *CASH AND BANK*	TAGIHAN PREMI PNUTUPAN LANGSUNG *DIRECT PREMIUM RECEIVABLE*	TAGIHAN PREMI REA-SURANSI *REINS. PRE-MIUM RECEIVABLE*	ASET REASURANSI *REINSURANCE ASSET*	TAGIHAN KLAIM KOAS *COINS. CIAIM RECEIVABLE*	TAGIHAN KLAIM REASURANSI *CLAIM REINS. RECEIVABLE*	TAGIHAN INVESTA-SI *INVEST-MENT RECEIV-ABLE*	TAGIHAN HASIL INVESTASI *INVESTMENT YIELD RECV*	BANGUNAN, TANAH DNG BANGUNAN *PROPERTY*	BIAYA AKUISISI YANG DITANG-GUHKAN *DEFFERED ACQUISI-TION COST*	ASET TETAP LAIN *OTHER FIXED ASS.*	ASET LAIN *OTHER ASSETS*	JUMLAH *TOTAL*
(1)	(2)	(3)	(4)	(5)	(6)	(7)	(8)	(9)	(10)	(11)	(12)	(13)	(14)	(15)
	PERUSAHAAN ASURANSI UMUM NASIONAL													
	NATIONAL NON LIFE INSURANCE COMPANIES													
1	PT Asuransi Adira Dinamika	71.987	407.696	2.028	557.745	-	122.829	100.286	22.480	129.865	343.828	54.795	162.833	1.976.372
2	PT Asuransi Artarindo	13.547	22.061	368	30.412	4.729	1.218	-	1.129	15.740	-	2.176	23.715	115.095
3	PT Arthagraha General Insurance	18.855	52.377	42.230	-	-	-	-	4.919	4.818	-	2.574	43.841	169.615
4	PT Asuransi Asoka Mas	67.488	239.412	55.104	446.444	-	-	-	214	-	-	6.563	34.352	849.576
5	PT Asuransi Astra Buana	64.751	687.860	58.153	1.034.580	1.653	32.439	-	22.581	88.659	-	17.542	734.503	2.742.721
6	PT Avrist General Insurance	22.040	22.420	2	38.336	-	2.378	-	1.081	-	-	378	2.108	88.741
7	PT Asuransi Bangun Askrida	101.438	128.151	7.350	199.771	57.433	24.129	-	3.841	97.034	-	23.634	44.899	687.681
8	PT Berdikari Insurance	12.867	41.857	48	13.162	-	7.934	-	-	46.972	-	4.027	8.235	135.103
9	PT Asuransi Bhakti Bhayangkara	5.794	26.266	5.924	14.218	-	-	-	386	58.962	-	1.442	7.282	120.273
10	PT Asuransi Binagriya Upakara	7.656	38.054	1.291	42.534	83	726	-	2.412	10.393	-	2.373	9.906	115.428
11	PT Asuransi Bintang Tbk.	20.156	134.044	25.028	126.989	-	-	-	975	26.657	-	6.415	85.625	425.889
12	PT Bosowa Asuransi	7.460	50.137	773	68.447	-	5.329	-	130	2.708	-	4.445	8.955	148.383
13	PT Asuransi Bringin Sejahtera Artamakmur	81.581	657.677	1	507.694	5.683	43.912	-	2.760	104.564	-	38.056	22.340	1.464.266
14	PT Asuransi Buana Independent	9.700	43.649	98	60.611	-	2.468	-	1.657	11.121	-	7.088	8.137	144.529
15	PT Asuransi Umum Bumiputera Muda 1967	25.047	24.014	31.217	115.430	-	17.203	92	563	56.080	-	8.015	64.739	342.400
16	PT Asuransi Central Asia	253.160	1.242.089	321.251	1.953.944	-	-	-	6.018	41.599	-	19.311	421.380	4.258.753
17	PT Asuransi Umum BCA	7.319	124.286	38	58.312	-	1.339	-	5.300	2.579	-	10.809	182.677	392.660
18	PT Citra International Underwriters	2.382	139.431	-	48.304	-	-	-	31	-	-	3.266	8.726	202.141
19	PT Asuransi Dayin Mitra Tbk.	13.802	227.304	-	462.444	-	17.961	-	577	15.283	-	15.136	17.186	769.694
20	PT Asuransi Eka Lloyd Jaya	9.778	5.166	812	8.828	2.551	-	-	619	5.945	-	1.609	7.140	42.448
21	PT Asuransi Himalaya Pelindung	15.087	73.035	181	7.411	140	4.299	-	29	24.172	-	1.245	27.609	153.209
22	PT Asuransi Intra Asia	5.541	33.572	9.362	14.011	-	-	-	-	59.964	-	6.052	23.946	152.449
23	PT MNC Asuransi Indonesia	31.892	192.989	7.011	119.691	-	-	-	426	-	-	9.598	21.172	382.780
24	PT Asuransi Jasa Indonesia (Persero)	1.646.412	2.351.717	259.911	3.451.316	508.400	1.503.392	-	18.162	162.142	39.760	71.199	239.610	10.252.021
25	PT Asuransi Jasa Raharja Putera	97.285	69.327	10.208	411.301	-	74.008	-	1.246	83.422	-	17.073	245.675	1.009.546
26	PT Asuransi Jasa Tania Tbk.	14.520	76.508	14.347	67.811	13.696	-	-	751	73.187	-	1.960	12.715	275.495
27	PT Asuransi Kredit Indonesia (Persero)	282.816	1.935.390	48.104	1.220.673	-	-	-	102.959	170.631	-	115.247	726.156	4.601.975
28	PT Malacca Trust Wuwungan Insurance	4.394	46.638	1.912	56.240	-	-	-	1.433	7.121	-	4.816	19.419	141.973
29	PT Asuransi Umum Mega	23.024	141.892	1.657	186.724	-	19.251	-	4.755	26.751	-	2.883	65.254	472.191
30	PT Asuransi Mega Pratama	11.142	37.539	71	80.893	-	3.679	506	-	21.213	-	4.964	10.965	170.973
31	PT Asuransi Kresna Mitra Tbk.	2.641	113.253	72	122.320	-	13.891	-	2.737	20.872	-	3.154	44.007	322.946
32	PT Pan Pacific Insurance	45.410	113.513	6.209	91.397	-	-	-	2.054	5.926	-	5.661	6.257	276.428
33	PT Asuransi Purna Artanugraha	24.526	119.694	5.383	103.027	166	54.617	-	396	129	-	9.024	62.239	379.201
34	PT Asuransi Raksa Pratikara	167.993	140.404	10.323	244.815	-	-	-	5.211	669	-	12.537	161.548	743.499
35	PT Asuransi Rama Satria Wibawa	5.542	2.831	-	47.391	833	63.771	-	381	14.549	-	2.512	47.667	185.476
36	PT Asuransi Recapital*	-	-	-	-	-	-	-	-	-	-	-	-	-
37	PT Asuransi Reliance Indonesia	4.948	92.129	20.132	63.044	781	-	-	889	-	-	4.633	31.579	218.136
38	PT Sarana Lindung Upaya	28.127	11.926	10.382	72.134	87.769	-	-	463	29.828	-	1.067	46.632	288.328
39	PT Asuransi Sinar Mas	24.933	535.069	50.320	765.593	-	-	24.415	2.881	182.592	-	14.202	175.521	1.775.527
40	PT Asuransi Sumit Oto	697	18.760	26	23	-	-	-	3.233	-	-	252	12.303	35.295
41	PT Asuransi Staco Mandiri	3.187	24.945	11.609	31.109	-	-	83	25.462	-	-	644	28.196	125.234
42	PT Asuransi Tri Pakarta	47.284	193.332	-	375.320	-	58.539	-	716	131.283	-	4.602	86.706	897.782
43	PT Asuransi Tugu Kresna Pratama	10.518	125.245	6.363	362.757	3.317	154.265	-	255	37.622	-	732	20.532	721.605

NO.	NAMA PERUSAHAAN *NAME OF COMPANIES*	KAS DAN BANK *CASH AND BANK*	TAGIHAN PREMI PNUTUPAN LANGSUNG *DIRECT PREMIUM RECEIVABLE*	TAGIHAN PREMI REASURANSI *REINS. PREMIUM RECEIVABLE*	ASET REASURANSI *REINSURANCE ASSET*	TAGIHAN KLAIM KOAS *COINS. CIAIM RECEIVABLE*	TAGIHAN KLAIM REASURANSI *CLAIM REINS. RECEIVABLE*	TAGIHAN INVESTASI *INVESTMENT RECEIVABLE*	TAGIHAN HASIL INVESTASI *INVESTMENT YIELD RECV*	BANGUNAN, TANAH DNG BANGUNAN *PROPERTY*	BIAYA AKUISISI YANG DITANGGUHKAN *DEFFERED ACQUISITION COST*	ASET TETAP LAIN *OTHER FIXED ASS.*	ASET LAIN *OTHER ASSETS*	JUMLAH *TOTAL*
(1)	(2)	(3)	(4)	(5)	(6)	(7)	(8)	(9)	(10)	(11)	(12)	(13)	(14)	(15)
44	PT Tugu Pratama Indonesia	135.129	894.350	5.339	2.276.367	89.171	191.735	-	12.719	5.542	-	9.662	240.140	3.860.155
45	PT Victoria Insurance Tbk.	2.476	11.980	2.561	22.457	-	-	-	1.434	-	-	1.392	12.834	55.134
46	PT Asuransi Videi	3.973	19.771	10.287	5.820	-	-	-	-	5.690	-	3.949	21.700	71.190
47	PT Asuransi Wahana Tata	57.366	533.371	38.905	1.036.938	27.303	86.564	-	4.923	252.738	-	28.633	174.703	2.241.443
48	PT Asuransi Mitra Pelindung Mustika	15.010	106.695	27	156.295	75	46.651	2.286	1.745	-	-	5.595	80.999	415.379
49	PT Asuransi Cakrawala Proteksi Indonesia	76.275	195.447	2.239	131.874	-	31.711	-	1.452	9.709	-	4.413	41.530	494.650
50	PT Asuransi Simas Net	1.023	5.344	-	24	-	-	-	650	-	-	61	12.089	19.191
51	PT Asuransi ASEI Indonesia	127.476	275.427	317.942	293.372	-	-	889	-	6.385	-	7.643	132.492	1.161.627
52	PT Bess Central Insurance	22.467	46.980	10.663	64.860	-	4.160	-	532	6.517	-	10.108	74.764	241.051
	JUMLAH / SUB TOTAL	3.755.921	12.853.025	1.413.261	17.671.213	803.784	2.590.399	128.557	275.565	2.057.634	383.587	595.169	4.805.541	47.333.657
	PERUSAHAAN ASURANSI UMUM PATUNGAN *JOINT VENTURE NON LIFE INSURANCE COMPANIES*													
1	PT CHUBB General Insurance Indonesia	89.284	268.708	37.327	395.370	10.270	5.561	-	19.689	24.732	-	26.419	292.370	1.169.729
2	PT Asuransi Allianz Utama Indonesia	18.953	167.701	45.196	545.661	-	26.143	-	1.432	-	-	128.501	38.774	972.360
3	PT Asuransi AXA Indonesia	18.694	135.538	9.547	307.159	-	15.987	-	4.210	-	29.891	8.278	81.031	610.335
4	PT AIG Insurance Indonesia	98.931	108.692	-	324.641	-	3.645	-	3.623	-	-	2.211	21.017	562.762
5	PT China Taiping Insurance Indonesia	104.799	147.983	342	419.872	-	20.710	-	1.152	63.985	-	911	11.515	771.269
6	PT Meritz Korindo Insurance	6.070	58.712	4.210	52.274	-	28.633	-	664	-	-	1.035	4.581	156.180
7	PT KSK Insurance Indonesia	3.090	44.719	-	103.968	-	30.196	-	619	-	-	3.548	56.120	242.260
8	PT Kookmin Best Insurance Indonesia	12.049	25.432	2.584	98.992	-	20.446	-	1.366	117	-	1.705	12.397	175.088
9	PT Mandiri AXA General Insurance	12.790	78.707	2.288	59.458	945	17.743	-	4.369	-	-	4.421	207.460	388.181
10	PT Asuransi MSIG Indonesia	32.520	275.668	25.359	882.578	3.792	28.644	-	8.733	-	-	38.724	54.438	1.350.457
11	PT Sompo Insurance Indonesia	64.519	452.040	12.171	560.822	-	9.079	-	6.279	-	-	51.432	166.370	1.322.712
12	PT QBE General Insurance Indonesia	74.518	129.821	29.098	229.742	-	-	-	16.258	-	-	8.466	71.755	559.658
13	PT Asuransi Samsung Tugu	2.488	91.344	68.701	213.259	-	-	-	3.820	-	-	3.757	23.608	406.976
14	PT Asuransi Tokio Marine Indonesia	28.802	390.827	48.978	482.454	944	64.987	-	10.473	-	-	53.097	86.299	1.166.860
15	PT Zurich Insurance Indonesia	8.706	93.310	-	133.651	-	7.114	-	4.650	-	-	10.366	25.864	283.661
16	PT Asuransi Bina Dana Arta Tbk.	32.909	192.905	1.387	42.048	-	-	-	12.114	60.809	-	7.274	111.048	460.493
17	PT Asuransi FPG Indonesia	59.117	323.897	3.890	762.869	-	51.302	-	2.227	-	-	8.522	32.597	1.244.421
18	PT Lippo General Insurance Tbk.	15.052	328.994	-	537.202	-	26.333	-	2.343	31.295	-	12.977	81.262	1.035.459
19	PT Asuransi Parolamas	102.823	3.675	14.975	45.519	1.603	-	-	60	3.647	-	1.675	46.430	220.408
20	PT Asuransi Ramayana Tbk.	41.698	155.724	93.558	430.864	18.847	-	-	-	8.628	-	8.056	54.650	812.024
21	PT Asuransi Harta Aman Pratama Tbk.	58.975	194.043	4.882	75.982	-	-	-	163	25.749	-	3.220	11.307	374.320
22	PT Asuransi Multi Artha Guna Tbk.	61.418	278.139	26.497	922.386	-	48.463	-	18.127	145.650	-	21.652	943.913	2.466.245
	JUMLAH / SUB TOTAL	827.812	3.474.398	399.609	6.628.405	36.401	356.522	-	104.081	193.213	29.891	381.376	1.479.586	13.911.294
	PERUSAHAAN REASURANSI *REINSURANCE COMPANIES*													
1	PT Reasuransi Indonesia Utama	55.533	675.207	20.666	725.163	-	-	-	21.854	415.221	-	39.529	393.902	2.347.075
2	PT Maskapai Reasuransi Indonesia	9.668	-	468.154	433.803	-	40.459	-	5.397	48.534	-	7.689	34.755	1.048.459
3	PT Reasuransi Nasional Indonesia	5.391	-	583.530	853.824	-	97.193	-	11.354	160.372	-	4.690	256.423	1.972.777
4	PT Tugu Reasuransi Indonesia	52.087	-	504.849	1.135.820	-	53.174	10.220	14.392	81.679	-	7.995	35.696	1.895.911
5	PT Reasuransi Maipark Indonesia	4.478	-	54.781	42.303	-	1.340	-	1.322	14.801	-	1.698	28.610	149.333
6	PT Reasuransi Nusantara Makmur	143	-	501	47.237	-	-	-	323	-	-	-	-	48.204
	JUMLAH / SUB TOTAL	127.299	675.207	1.632.481	3.238.150	-	192.166	10.220	54.643	720.607	-	61.601	749.385	7.461.759
	JUMLAH SELURUHNYA / *GRAND TOTAL*	4.711.031	17.002.629	3.445.351	27.537.768	840.185	3.139.087	138.778	434.289	2.971.454	413.479	1.038.146	7.034.512	68.706.710

Keterangan / *Notes* :
*) Tidak Menyampaikan Laporan / *Have Not Submitted Annual Report*
**) Pencabutan Izin Usaha / *Licenses Have Been Removed*
***) Pemberian Izin Usaha Baru / *New Lisences*

PERUSAHAAN ASURANSI UMUM & REASURANSI - KONVENSIONAL

NON LIFE INSURANCE & REINSURANCE COMPANIES - CONVENTIONAL

TABEL: 2.1.3 / TABLE: 2.1.3

REKAPITULASI HASIL INVESTASI TAHUN 2017

RECAPITULATION OF INVESTMENT INCOME IN YEAR 2017

Dalam Jutaan Rupiah / *In Million Rupiah*

NO.	NAMA PERUSAHAAN *NAME OF COMPANIES*	DEPOSITO BERJANGKA *TIME DEPOSIT*	SERTIFIKAT DEPOSITO *CERTIFICATE OF DEPOSITE*	SAHAM *STOCKS*	OBLIGASI KORPORASI *CORPORATE BONDS*	MTN *MTN*	SB YANG DITERBITKAN NEGARA RI *GOVERNMENT BONDS*	SB YANG DITERBITKAN SELAIN NEGARA RI *OVERSEAS BONDS*	SB YANG DITERBITKAN OLEH BANK INDONESIA *CEBTRAL BANK BONDS*	SB YANG DITERBITKAN LEMBAGA MULTINASIONAL *MULTINATIONAL BONDS*	REKSADANA *MUTUAL FUND*	KONTRAK INVESTASI KOLEKTIF EBA *COL. INV. CONTRACT AS-SET-BACKED SECURITY*	DANA INVESTASI REAL ESTAT *REAL ESTATE INV. FUND*	REPO *REPO*	PENYERTAAN LANGSUNG *DIRECT PLACEMENT*	TANAH, BANGUNAN, TANAH DG. BANGUNAN *PROPERTY INVESTMENT*	EXECUTING *EXECUTING*	EMAS MURNI *GOLD*	PINJAMAN YANG DIJAMIN HAK TANGGUNGAN *MORTGAGE*	PINJAMAN POLIS *POLICY LOANS*	INVESTASI LAINNYA *OTHER INVESTMENTS*	BEBAN INVESTASI *INVESTMENT EXPENSE*	JUMLAH *TOTAL*
(1)	(2)	(3)	(4)	(5)	(6)	(7)	(8)	(9)	(10)	(11)	(12)	(13)	(14)	(15)	(16)	(17)	(18)	(19)	(20)	(21)	(22)	(23)	(24)
	PERUSAHAAN ASURANSI UMUM NASIONAL																						
	NATIONAL NON LIFE INSURANCE COMPANIES																						
1	PT Asuransi Adira Dinamika	45.473	-	13.713	68.329	-	40.516	-	-	-	24.706	-	-	-	-	-	-	-	-	-	28.085	-	220.822
2	PT Asuransi Artarindo	3.878	-	(138)	1.448	71	2.640	-	-	-	375	-	-	-	63	306	-	-	-	-	-	-	8.645
3	PT Arthagraha General Insurance	73	-	189	18	-	-	-	-	-	(19)	-	-	-	-	-	-	-	-	-	-	-	260
4	PT Asuransi Asoka Mas	3.139	-	-	1.726	-	-	-	-	-	-	-	-	-	-	-	-	-	-	-	5	-	4.870
5	PT Asuransi Astra Buana	33.177	-	-	208.986	-	33.496	-	-	-	374.544	-	-	-	1.013	-	-	-	-	-	-	1.173	650.044
6	PT Avrist General Insurance	4.726	-	-	160	-	1.508	-	-	-	2.830	-	-	-	3	-	-	-	-	-	-	-	9.228
7	PT Asuransi Bangun Askrida	52.769	-	1.309	9.966	-	-	-	-	-	7.781	-	-	-	-	3.716	-	-	-	-	50	-	75.592
8	PT Berdikari Insurance	1.781	-	-	-	-	-	-	-	-	-	-	-	-	-	-	-	-	-	-	-	-	1.781
9	PT Asuransi Bhakti Bhayangkara	2.034	-	-	885	-	442	-	-	-	-	-	-	-	11	-	-	-	-	-	-	-	3.373
10	PT Asuransi Binagriya Upakara	3.288	-	-	8.511	-	4.760	-	-	-	1.365	790	-	-	28	-	-	-	-	-	-	-	18.743
11	PT Asuransi Bintang Tbk.	4.103	-	297	3.608	-	-	-	-	-	1.717	-	-	-	562	320	-	13	-	-	3	-	10.622
12	PT Bosowa Asuransi	2.047	-	(1.979)	-	-	1.165	-	-	-	-	-	-	-	672	-	-	-	-	-	691	65	2.530
13	PT Asuransi Bringin Sejahtera Artamakmur	28.611	-	69	-	-	7.490	-	-	-	-	-	-	-	-	-	-	-	-	-	-	-	36.170
14	PT Asuransi Buana Independent	8.605	-	78	6.294	-	1.391	-	-	-	-	-	-	-	-	-	-	-	-	-	-	-	16.367
15	PT Asuransi Umum Bumiputera Muda 1967	7.652	-	-	2.926	-	1.269	-	-	-	9.175	-	-	-	890	-	-	-	-	-	-	-	21.912
16	PT Asuransi Central Asia	25.889	-	198.115	22.506	-	-	-	-	-	27.929	-	-	-	235.432	-	-	-	-	-	-	-	509.870
17	PT Asuransi Umum BCA	35.140	-	0	18.903	-	13.667	-	-	-	-	95	-	-	10	-	-	-	-	-	-	11.924	55.891
18	PT Citra International Underwriters	1.117	-	-	-	-	-	-	-	-	-	-	-	-	11	-	-	-	-	-	-	-	1.128
19	PT Asuransi Dayin Mitra Tbk.	5.801	-	437	-	1.849	1.220	-	-	-	5.627	-	-	-	1.507	4.504	-	-	-	-	-	-	20.946
20	PT Asuransi Eka Lloyd Jaya	4.807	-	-	-	-	988	-	-	-	-	-	-	-	52	493	-	-	-	-	-	-	6.339
21	PT Asuransi Himalaya Pelindung	1.138	-	-	-	-	-	-	-	-	-	-	-	-	8	-	-	-	-	-	-	-	1.146
22	PT Asuransi Intra Asia	2.571	-	-	-	-	-	-	-	-	-	-	-	-	50	-	-	-	-	-	-	-	2.621
23	PT MNC Asuransi Indonesia	5.999	-	1.626	1.631	31	1.066	-	-	-	5.674	-	-	-	-	-	-	-	108	-	-	-	16.135
24	PT Asuransi Jasa Indonesia (Persero)	31.595	-	899	36.592	-	-	-	-	-	6.136	-	-	-	59.054	-	-	-	-	-	23.319	-	157.595
25	PT Asuransi Jasa Raharja Putera	26.160	-	346	15.908	-	-	-	-	-	24.052	-	-	-	163	-	-	-	-	-	-	-	66.629
26	PT Asuransi Jasa Tania Tbk.	4.830	-	94	5.562	-	-	-	-	-	-	-	-	-	-	-	-	-	-	-	-	-	10.487
27	PT Asuransi Kredit Indonesia (Persero)	262.794	-	(3.217)	-	-	55.837	-	-	-	172.751	-	-	-	184.457	-	-	-	-	-	-	-	672.622
28	PT Malacca Trust Wuwungan Insurance	767	-	(0)	3.923	-	10.734	-	-	-	-	-	-	-	676	-	-	-	-	-	-	-	16.099
29	PT Asuransi Umum Mega	13.504	-	(1.229)	9.525	-	3.815	-	-	-	3.573	-	-	-	-	-	-	-	-	-	-	-	29.189
30	PT Asuransi Mega Pratama	3.792	-	37	-	-	183	-	-	-	694	-	-	-	-	-	-	-	-	-	1.386	-	6.092
31	PT Asuransi Kresna Mitra Tbk.	7.733	-	63.495	313	33	6.738	-	-	-	114	-	-	-	-	-	-	-	-	-	-	-	78.427
32	PT Pan Pacific Insurance	12.068	-	2.588	11.163	-	357	-	-	-	-	-	-	-	-	-	-	-	-	-	(942)	-	25.234
33	PT Asuransi Purna Artanugraha	4.061	-	1.647	946	-	-	-	-	-	130	-	-	-	-	-	-	-	-	-	-	-	6.785
34	PT Asuransi Raksa Pratikara	32.223	-	-	453	-	10.324	-	-	-	-	-	-	-	-	-	-	-	-	-	-	-	42.999
35	PT Asuransi Rama Satria Wibawa	1.919	-	-	-	-	462	-	-	-	-	-	-	-	-	-	-	-	-	-	385	-	2.765
36	PT Asuransi Recapital*	-	-	-	-	-	-	-	-	-	-	-	-	-	-	-	-	-	-	-	-	-	-
37	PT Asuransi Reliance Indonesia	5.530	-	-	457	331	1.472	-	-	-	3.021	-	-	-	2.648	-	-	-	-	-	-	-	13.458
38	PT Sarana Lindung Upaya	3.089	-	-	-	42	866	-	-	-	-	-	-	-	96	-	-	-	-	-	-	-	4.093
39	PT Asuransi Sinar Mas	27.420	-	32.796	1.986	-	-	-	-	-	255.146	-	-	-	132.539	-	23.120	-	4.083	-	-	-	477.091
40	PT Asuransi Sumit Oto	29.674	-	-	1.470	-	7.112	-	-	-	-	-	-	-	112	-	-	-	-	-	-	-	38.369
41	PT Asuransi Staco Mandiri	2.823	-	56	-	-	(64)	-	-	-	3.306	-	-	-	-	-	-	-	-	-	29	-	6.150
42	PT Asuransi Tri Pakarta	9.497	-	8	7.569	-	404	-	-	-	891	-	-	-	168	-	-	-	-	-	-	-	18.537
43	PT Asuransi Tugu Kresna Pratama	3.737	-	222	47	-	595	-	-	-	411	-	-	-	-	-	-	-	-	-	-	-	5.011

NO.	NAMA PERUSAHAAN *NAME OF COMPANIES*	DEPOSITO BERJANGKA *TIME DEPOSIT*	SERTIFIKAT DEPOSITO *CERTIFICATE OF DEPOSITE*	SAHAM *STOCKS*	OBLIGASI KORPORASI *CORPORATE BONDS*	MTN *MTN*	SB YANG DITERBITKAN NEGARA RI *GOVERNMENT BONDS*	SB YANG DITERBITKAN SELAIN NEGARA RI *OVERSEAS BONDS*	SB YANG DITERBITKAN OLEH BANK INDONESIA *CEBTRAL BANK BONDS*	SB YANG DITERBITKAN LEMBAGA MULTINASIONAL *MULTINATIONAL BONDS*	REKSADANA *MUTUAL FUND*	KONTRAK INVESTASI KOLEKTIF EBA *COL. INV. CONTRACT AS-SET-BACKED SECURITY*	DANA INVESTASI REAL ESTAT *REAL ESTATE INV. FUND*	REPO *REPO*	PENYERTAAN LANGSUNG *DIRECT PLACEMENT*	TANAH, BANGUNAN, TANAH DG. BANGUNAN *PROPERTY INVESTMENT*	EXECUTING *EXECUTING*	EMAS MURNI *GOLD*	PINJAMAN YANG DIJAMIN HAK TANGGUNGAN *MORTGAGE*	PINJAMAN POLIS *POLICY LOANS*	INVESTASI LAINNYA *OTHER INVESTMENTS*	BEBAN INVESTASI *INVESTMENT EXPENSE*	JUMLAH *TOTAL*
(1)	(2)	(3)	(4)	(5)	(6)	(7)	(8)	(9)	(10)	(11)	(12)	(13)	(14)	(15)	(16)	(17)	(18)	(19)	(20)	(21)	(22)	(23)	(24)
44	PT Tugu Pratama Indonesia	28.432	-	40.054	72.277	-	10.880	-	-	-	27.317	-	-	-	14.692	-	-	-	-	-	-	-	193.653
45	PT Victoria Insurance Tbk.	3.466	-	998	6.193	-	921	-	-	-	-	-	-	-	35	-	-	-	-	-	-	-	11.612
46	PT Asuransi Videi	2.950	-	-	-	-	887	-	-	-	-	-	-	-	20	-	-	-	-	-	-	-	3.856
47	PT Asuransi Wahana Tata	15.642	627	(4.887)	35.467	-	-	-	-	-	2.191	-	-	-	7.615	16	-	-	-	-	-	584	56.088
48	PT Asuransi Mitra Pelindung Mustika	17.357	-	(272)	5.084	-	1.482	-	-	-	-	-	-	-	335	-	-	-	-	-	-	-	23.985
49	PT Asuransi Cakrawala Proteksi Indonesia	6.589	-	77	-	-	3.064	-	-	-	1.778	-	-	-	-	-	-	-	-	-	-	-	11.508
50	PT Asuransi Simas Net	2.812	-	-	1.155	-	1.910	-	-	-	4.177	-	-	-	20	-	-	-	-	-	-	-	10.073
51	PT Asuransi ASEI Indonesia	7.845	-	1.816	5.608	-	5.819	-	-	-	5.382	-	-	-	726	-	-	-	-	-	-	270	26.927
52	PT Bess Central Insurance	5.889	-	531	665	-	412	-	-	-	2.380	-	-	-	113	-	-	-	-	-	-	-	9.989
	JUMLAH / SUB TOTAL	858.017	627	349.775	578.260	2.358	235.826	-	-	-	975.156	884	-	-	643.779	9.354	23.120	13	4.191	-	53.010	14.015	3.720.356
	PERUSAHAAN ASURANSI UMUM PATUNGAN																						
	JOINT VENTURE NON LIFE INSURANCE COMPANIES																						
1	PT CHUBB General Insurance Indonesia	12.618	-	-	6.614	-	52.283	-	-	-	-	-	-	-	113	(139)	-	-	-	-	-	653	70.835
2	PT Asuransi Allianz Utama Indonesia	22.084	-	-	2.411	-	5.295	-	-	-	34.950	-	-	-	269	-	-	-	-	-	-	-	65.009
3	PT Asuransi AXA Indonesia	16.805	-	-	-	-	8.113	-	-	-	-	-	-	-	-	-	-	-	-	-	-	-	24.918
4	PT AIG Insurance Indonesia	25.412	-	-	-	-	6.230	-	-	-	-	-	-	-	-	-	-	-	-	-	328	-	31.970
5	PT China Taiping Insurance Indonesia	3.647	-	-	1.830	-	1.567	-	-	-	-	-	-	-	-	-	-	-	-	-	-	-	7.044
6	PT Meritz Korindo Insurance	6.551	-	-	-	-	304	-	-	-	-	-	-	-	57	-	-	-	-	-	-	-	6.911
7	PT KSK Insurance Indonesia	6.762	-	5	-	-	1.316	-	-	-	-	-	-	-	-	-	-	-	-	-	39	-	8.122
8	PT Kookmin Best Insurance Indonesia	8.068	-	-	904	-	1.877	-	-	-	-	78	-	-	14	-	-	-	-	-	-	-	10.941
9	PT Mandiri AXA General Insurance	50.566	-	-	732	-	12.730	-	-	-	-	-	-	-	7	-	-	-	-	-	-	-	64.035
10	PT Asuransi MSIG Indonesia	29.260	-	763	5.972	-	25.658	-	-	-	-	-	-	-	(775)	-	-	-	-	-	-	-	60.879
11	PT Sompo Insurance Indonesia	37.905	-	-	-	-	18.272	-	-	-	1.940	-	-	-	332	-	-	-	-	-	-	-	58.449
12	PT QBE General Insurance Indonesia	28.822	-	-	-	-	17.626	-	-	-	-	-	-	-	51	-	-	-	-	-	-	-	46.498
13	PT Asuransi Samsung Tugu	7.316	-	-	-	-	5.623	-	-	-	-	-	-	-	-	-	-	-	-	-	40	-	12.978
14	PT Asuransi Tokio Marine Indonesia	29.030	-	229	-	-	45.386	-	-	-	-	-	-	-	-	-	-	-	-	-	2.215	-	76.860
15	PT Zurich Insurance Indonesia	2.215	-	-	17.184	-	13.574	-	-	-	-	-	-	-	98	-	-	-	-	-	-	342	32.729
16	PT Asuransi Bina Dana Arta Tbk.	58.202	-	2.118	33.272	-	16.562	-	-	-	16.222	-	-	-	(182)	3.412	-	-	-	-	-	-	129.607
17	PT Asuransi FPG Indonesia	13.210	-	79	497	-	4.686	-	-	-	3.133	-	-	-	-	-	-	-	-	-	-	-	21.605
18	PT Lippo General Insurance Tbk.	3.109	-	75.217	-	-	2.104	-	-	-	20.570	38	-	-	-	32	-	-	-	-	-	-	101.070
19	PT Asuransi Parolamas	1.393	-	22	-	-	-	-	-	-	987	-	-	-	-	-	-	-	-	-	6.501	-	8.902
20	PT Asuransi Ramayana Tbk.	8.657	-	-	-	-	6.136	-	-	-	-	-	-	-	5.632	7.000	-	-	-	-	133	-	27.558
21	PT Asuransi Harta Aman Pratama Tbk.	1.702	-	416	-	-	-	-	-	-	664	-	-	-	-	-	-	-	-	-	-	-	2.782
22	PT Asuransi Multi Artha Guna Tbk.	11.631	-	-	32.337	-	53.481	-	-	-	687	-	-	-	3.089	-	-	-	-	-	182	-	101.406
	JUMLAH / SUB TOTAL	371.631	-	78.432	69.416	-	245.343	-	-	-	77.803	116	-	-	5.616	10.305	-	-	-	-	9.255	995	866.922
	PERUSAHAAN REASURANSI																						
	REINSURANCE COMPANIES																						
1	PT Reasuransi Indonesia Utama	113.417	-	1.537	39.052	-	63.178	-	-	-	43.960	-	-	-	1.032	-	-	-	-	-	(129.193)	-	132.983
2	PT Maskapai Reasuransi Indonesia	22.035	-	8.433	9.520	-	19.736	-	-	-	14.897	-	-	-	97	3.712	-	-	-	-	569	-	78.999
3	PT Reasuransi Nasional Indonesia	69.484	-	(11.316)	73.752	-	-	-	-	-	33.641	-	-	-	-	-	-	-	-	-	354	-	165.915
4	PT Tugu Reasuransi Indonesia	4.619	-	11.309	41.688	5.130	9.408	-	-	-	30.884	-	-	-	-	-	-	-	-	-	892	-	103.931
5	PT Reasuransi Maipark Indonesia	12.671	-	7.941	849	-	1.672	-	-	-	6.074	-	-	-	-	4.061	-	-	-	-	304	-	33.573
6	PT Reasuransi Nusantara Makmur	5.091	-	-	-	-	-	-	-	-	5.079	-	-	-	-	-	-	-	-	-	-	-	10.171
	JUMLAH / SUB TOTAL	227.317	-	17.904	164.861	5.130	93.994	-	-	-	134.537	-	-	-	1.129	7.774	-	-	-	-	(127.073)	-	525.572
	JUMLAH SELURUHNYA / *GRAND TOTAL*	1.456.965	627	446.110	812.536	7.488	575.163	-	-	-	1.187.495	1.001	-	-	650.524	27.433	23.120	13	4.191	-	(64.808)	15.010	5.112.849

Keterangan / *Notes* :
*) Tidak Menyampaikan Laporan / *Have Not Submitted Annual Report*
**) Pencabutan Izin Usaha / *Licenses Have Been Removed*
***) Pemberian Izin Usaha Baru / *New Lisences*

PERUSAHAAN ASURANSI UMUM & REASURANSI - KONVENSIONAL

NON LIFE INSURANCE & REINSURANCE COMPANIES - CONVENTIONAL

TABEL: 2.2 / TABLE: 2.2

REKAPITULASI LABA RUGI TAHUN 2017

RECAPITULATION OF INCOME STATEMENT IN YEAR 2017

Dalam Jutaan Rupiah / *In Million Rupiah*

NO.	NAMA PERUSAHAAN *NAME OF COMPANIES*	HASIL UNDERWRITING *UNDERWRITING SURPLUS*	HASIL INVESTASI *INVESTMENT INCOME*	HASIL LAINNYA *OTHER INCOME*	JUMLAH *TOTAL*	BIAYA OPERASIONAL *OPERATIONAL EXPENSES*	PAJAK *TAXES*	PENDAPATAN KOMPREHENSIF LAIN *OTHER COMPREHENSIVE INCOME*	RUGI LABA *PROFIT LOSS*
(1)	(2)	(3)	(4)	(5)	(6)	(7)	(8)	(9)	(10)
	PERUSAHAAN ASURANSI UMUM NASIONAL								
	NATIONAL NON LIFE INSURANCE COMPANIES								
1	PT Asuransi Adira Dinamika	483.200	220.822	6.696	710.717	348.181	45.131	63.518	380.923
2	PT Asuransi Artarindo	20.828	8.645	216	29.689	20.117	231	3.257	12.599
3	PT Arthagraha General Insurance	48.302	260	128	48.689	33.962	3.957	9.590	20.360
4	PT Asuransi Asoka Mas	113.941	4.870	2.507	121.318	119.913	(95)	(360)	1.139
5	PT Asuransi Astra Buana	981.254	650.044	(45.699)	1.585.599	541.863	115.930	195.505	1.123.311
6	PT Avrist General Insurance	26.317	9.228	1.430	36.975	33.242	(299)	1.374	5.408
7	PT Asuransi Bangun Askrida	437.465	75.592	3.667	516.724	342.691	27.729	4.176	150.479
8	PT Berdikari Insurance	31.951	1.781	1.119	34.851	32.035	(175)	(871)	2.121
9	PT Asuransi Bhakti Bhayangkara	39.330	3.373	(182)	42.521	36.403	946	(1.036)	4.135
10	PT Asuransi Binagriya Upakara	66.129	18.743	484	85.355	56.595	3.293	108	25.575
11	PT Asuransi Bintang Tbk.	113.578	10.622	487	124.687	121.524	419	74.886	77.630
12	PT Bosowa Asuransi	46.600	2.530	3.620	52.749	47.046	2.072	1.352	4.984
13	PT Asuransi Bringin Sejahtera Artamakmur	323.188	36.170	17.986	377.344	215.825	38.334	(3.646)	119.539
14	PT Asuransi Buana Independent	83.471	16.367	3.607	103.445	55.629	7.702	(2.177)	37.937
15	PT Asuransi Umum Bumiputera Muda 1967	82.424	21.912	(6.871)	97.465	95.506	(144)	4.081	6.184
16	PT Asuransi Central Asia	392.599	509.870	26.445	928.914	557.720	(12.428)	(767.215)	(383.593)
17	PT Asuransi Umum BCA	223.362	55.891	(17.013)	262.239	192.152	6.627	8.494	71.954
18	PT Citra International Underwriters	21.257	1.128	8.792	31.176	28.306	(1.120)	23	4.013
19	PT Asuransi Dayin Mitra Tbk.	132.377	20.946	3.581	156.904	109.191	7.435	(3.874)	36.404
20	PT Asuransi Eka Lloyd Jaya	21.692	6.339	285	28.316	27.354	(382)	68	1.412
21	PT Asuransi Himalaya Pelindung	32.661	1.146	1.106	34.913	38.187	490	-	(3.764)
22	PT Asuransi Intra Asia	65.232	2.621	(697)	67.156	61.786	810	-	4.560
23	PT MNC Asuransi Indonesia	78.131	16.135	(794)	93.472	86.884	559	(6.053)	(25)
24	PT Asuransi Jasa Indonesia (Persero)	683.376	157.595	2.149	843.119	384.671	98.377	(322)	359.749
25	PT Asuransi Jasa Raharja Putera	239.478	66.629	9.015	315.121	176.624	33.301	7.031	112.228
26	PT Asuransi Jasa Tania Tbk.	77.118	10.487	1.766	89.370	62.901	3.958	12.945	35.456
27	PT Asuransi Kredit Indonesia (Persero)	652.413	672.622	(18.929)	1.306.106	565.999	33.638	(55.250)	651.218
28	PT Malacca Trust Wuwungan Insurance	19.756	16.099	8	35.863	39.100	329	5.440	1.873
29	PT Asuransi Umum Mega	146.915	29.189	(702)	175.402	100.178	13.141	448	62.531
30	PT Asuransi Mega Pratama	45.435	6.092	(1.231)	50.296	37.733	3.763	1.098	9.898
31	PT Asuransi Kresna Mitra Tbk.	58.791	78.427	(1.526)	135.692	83.534	(80)	8.293	60.531
32	PT Pan Pacific Insurance	180.043	25.234	5.263	210.541	188.107	5.766	12.651	29.318
33	PT Asuransi Purna Artanugraha	95.190	6.785	2.748	104.723	96.251	471	-	8.001
34	PT Asuransi Raksa Pratikara	184.582	42.999	3.415	230.996	188.011	138	3.696	46.544
35	PT Asuransi Rama Satria Wibawa	8.333	2.765	(11.294)	(196)	45.971	2.542	1.239	(47.471)
36	PT Asuransi Recapital*	-	-	-	-	-	-	-	-
37	PT Asuransi Reliance Indonesia	109.299	13.458	1.759	124.516	97.922	9.712	(482)	16.400
38	PT Sarana Lindung Upaya	19.409	4.093	2.381	25.884	26.118	(3.506)	2.193	5.465
39	PT Asuransi Sinar Mas	822.560	477.091	8.791	1.308.442	751.343	32.881	(16.402)	507.816
40	PT Asuransi Sumit Oto	119.500	38.369	(7.466)	150.403	39.365	19.798	(62)	91.177
41	PT Asuransi Staco Mandiri	24.000	6.150	1.132	31.281	30.949	-	-	333
42	PT Asuransi Tri Pakarta	151.912	18.537	1.791	172.240	144.684	12.348	5.868	21.076
43	PT Asuransi Tugu Kresna Pratama	41.763	5.011	2.112	48.885	36.163	3.268	3.139	12.592
44	PT Tugu Pratama Indonesia	488.745	193.653	(23.353)	659.045	312.095	67.355	53.299	332.894
45	PT Victoria Insurance Tbk.	13.410	11.612	(1.837)	23.185	14.672	(302)	13.636	22.451

NO.	NAMA PERUSAHAAN *NAME OF COMPANIES*	HASIL UNDERWRITING *UNDERWRITING SURPLUS*	HASIL INVESTASI *INVESTMENT INCOME*	HASIL LAINNYA *OTHER INCOME*	JUMLAH *TOTAL*	BIAYA OPERASIONAL *OPERATIONAL EXPENSES*	PAJAK *TAXES*	PENDAPATAN KOMPREHENSIF LAIN *OTHER COMPREHENSIVE INCOME*	RUGI LABA *PROFIT LOSS*
(1)	(2)	(3)	(4)	(5)	(6)	(7)	(8)	(9)	(10)
46	PT Asuransi Videi	37.506	3.856	(517)	40.845	34.207	580	(399)	5.660
47	PT Asuransi Wahana Tata	359.388	56.088	12.196	427.673	351.071	10.556	12.061	78.107
48	PT Asuransi Mitra Pelindung Mustika	135.605	23.985	3.487	163.078	80.177	15.963	(87)	66.851
49	PT Asuransi Cakrawala Proteksi Indonesia	224.842	11.508	2.372	238.722	223.634	(7.995)	7.305	30.388
50	PT Asuransi Simas Net	8.197	10.073	56	18.327	12.321	(3.367)	(363)	9.010
51	PT Asuransi ASEI Indonesia	(9.257)	26.927	(93.501)	(75.831)	116.910	(18.782)	(10.975)	(184.935)
52	PT Bess Central Insurance	60.344	9.989	1.752	72.085	70.701	242	238	1.380
	JUMLAH / SUB TOTAL	**8.863.939**	**3.720.356**	**(87.265)**	**12.497.030**	**7.513.524**	**581.120**	**(352.560)**	**4.049.825**
	PERUSAHAAN ASURANSI UMUM PATUNGAN								
	JOINT VENTURE NON LIFE INSURANCE COMPANIES								
1	PT CHUBB General Insurance Indonesia	274.183	70.835	(10.449)	334.569	413.203	(48.641)	15.101	(14.892)
2	PT Asuransi Allianz Utama Indonesia	143.512	65.009	745	209.266	244.055	13.273	17.480	(30.582)
3	PT Asuransi AXA Indonesia	121.593	24.918	544	147.055	160.068	(1.638)	3.853	(7.523)
4	PT AIG Insurance Indonesia	224.910	31.970	10.570	267.449	122.151	28.866	3.438	119.870
5	PT China Taiping Insurance Indonesia	48.545	7.044	(613)	54.976	42.730	2.450	(473)	9.322
6	PT Meritz Korindo Insurance	32.214	6.911	615	39.740	17.023	4.180	709	19.246
7	PT KSK Insurance Indonesia	56.053	8.122	2.512	66.687	58.144	8.259	1.296	1.580
8	PT Kookmin Best Insurance Indonesia	32.581	10.941	89	43.610	30.298	3.552	(235)	9.526
9	PT Mandiri AXA General Insurance	170.588	64.035	(14.161)	220.462	190.807	1.314	6.470	34.811
10	PT Asuransi MSIG Indonesia	300.443	60.879	5.972	367.295	233.073	32.457	25.265	127.030
11	PT Sompo Insurance Indonesia	288.781	58.449	3.500	350.731	382.952	(8.556)	(3.728)	(27.393)
12	PT QBE General Insurance Indonesia	(6.733)	46.498	(1.869)	37.897	105.157	(24.580)	(2.268)	(44.947)
13	PT Asuransi Samsung Tugu	78.345	12.978	690	92.013	53.629	9.431	(356)	28.596
14	PT Asuransi Tokio Marine Indonesia	301.377	76.860	(2.504)	375.733	232.127	21.489	12.196	134.314
15	PT Zurich Insurance Indonesia	70.649	32.729	(4.978)	98.400	171.287	5.381	30.456	(47.811)
16	PT Asuransi Bina Dana Arta Tbk.	284.967	129.607	827	415.401	252.190	4.133	38.184	197.263
17	PT Asuransi FPG Indonesia	110.821	21.605	(4.795)	127.631	115.387	2.218	401	10.427
18	PT Lippo General Insurance Tbk.	142.904	101.070	(5.687)	238.287	138.325	3.615	(158.767)	(62.420)
19	PT Asuransi Parolamas	1.506	8.902	13.942	24.350	58.943	(773)	(336)	(34.156)
20	PT Asuransi Ramayana Tbk.	265.986	27.558	6.919	300.463	242.093	-	-	58.371
21	PT Asuransi Harta Aman Pratama Tbk.	20.939	2.782	2.316	26.038	65.465	1.994	177	(41.244)
22	PT Asuransi Multi Artha Guna Tbk.	248.000	101.406	10.401	359.807	224.093	12.524	7.073	130.263
	JUMLAH / SUB TOTAL	**3.212.163**	**971.110**	**14.588**	**4.197.860**	**3.553.199**	**70.947**	**(4.063)**	**569.651**
	PERUSAHAAN REASURANSI								
	REINSURANCE COMPANIES								
1	PT Reasuransi Indonesia Utama	403.168	132.983	(106.326)	429.826	253.109	20.835	320.868	476.749
2	PT Maskapai Reasuransi Indonesia	181.045	78.999	(9.620)	250.425	76.498	21.846	5.828	157.909
3	PT Reasuransi Nasional Indonesia	411.220	165.915	2.134	579.268	168.540	59.331	(3.418)	347.980
4	PT Tugu Reasuransi Indonesia	299.384	103.931	536	403.852	127.602	45.240	44.784	275.794
5	PT Reasuransi Maipark Indonesia	117.452	33.573	(65)	150.960	56.728	17.974	995	77.253
6	PT Reasuransi Nusantara Makmur	1.026	10.171	227	11.424	988	233	-	10.204
	JUMLAH / SUB TOTAL	**1.413.296**	**525.572**	**(113.113)**	**1.825.754**	**683.463**	**165.459**	**369.057**	**1.345.889**
	JUMLAH SELURUHNYA / *GRAND TOTAL*	13.489.397	5.217.037	(185.790)	18.520.645	11.750.186	817.526	12.433	5.965.366

Keterangan / *Notes* :

*) Tidak Menyampaikan Laporan / *Have Not Submitted Annual Report*

PERUSAHAAN ASURANSI UMUM & REASURANSI - KONVENSIONAL

NON LIFE INSURANCE & REINSURANCE COMPANIES - CONVENTIONAL

TABEL: 2.3 / *TABLE: 2.3*

ASET PERUSAHAAN TAHUN 2013 - 2017

ASSETS OF COMPANIES IN YEAR 2013 - 2017

Dalam Jutaan Rupiah / *In Million Rupiah*

NO	NAMA PERUSAHAAN *NAME OF COMPANIES*	ASET *ASSETS*					LIABILITAS *LIABILITIES*					EKUITAS *EQUITY*				
		2013	2014	2015	2016	2017	2013	2014	2015	2016	2017	2013	2014	2015	2016	2017
(1)	(2)	(3)	(4)	(5)	(6)	(7)	(8)	(9)	(10)	(11)	(12)	(13)	(14)	(15)	(16)	(17)
	PERUSAHAAN ASURANSI UMUM NASIONAL															
	NATIONAL NON LIFE INSURANCE COMPANIES															
1	PT Asuransi Adira Dinamika	3.633.206	4.252.783	4.431.375	4.258.545	4.793.393	2.623.166	3.047.231	3.012.991	2.633.706	3.002.798	1.010.041	1.205.552	1.418.384	1.624.838	1.790.595
2	PT Asuransi Artarindo	132.627	171.409	207.253	213.807	292.336	39.870	54.710	80.210	78.043	143.974	92.757	116.699	127.044	135.763	148.362
3	PT Arthagraha General Insurance	217.117	281.918	329.752	349.435	415.950	114.202	108.604	135.859	136.965	183.120	102.915	173.314	193.893	212.470	232.830
4	PT Asuransi Asoka Mas	252.505	455.418	726.346	865.785	927.525	152.378	347.881	604.181	718.436	729.037	100.127	107.537	122.164	147.349	198.489
5	PT Asuransi Astra Buana	7.930.845	9.602.974	9.952.814	10.768.846	11.257.077	5.840.426	6.917.563	6.867.804	7.010.345	6.799.764	2.090.419	2.685.411	3.085.010	3.758.502	4.457.313
6	PT Avrist General Insurance	111.369	164.435	196.838	212.248	246.936	37.621	56.234	82.274	89.043	118.324	73.748	108.201	114.564	123.205	128.612
7	PT Asuransi Bangun Askrida	1.576.973	1.833.308	1.955.024	2.126.742	2.427.218	1.175.358	1.361.576	1.401.003	1.468.551	1.657.697	401.615	471.732	554.021	658.190	769.520
8	PT Berdikari Insurance	146.122	163.333	162.836	165.153	175.578	49.002	53.560	50.134	53.804	62.109	85.620	106.273	109.202	107.849	109.969
9	PT Asuransi Bhakti Bhayangkara	106.048	155.410	181.582	172.481	171.729	32.960	55.272	74.919	60.594	60.090	73.087	100.139	106.664	111.886	111.639
10	PT Asuransi Binagriya Upakara	294.109	333.429	374.596	395.302	390.723	202.421	225.005	247.493	255.337	238.869	91.689	108.424	127.103	139.966	151.854
11	PT Asuransi Bintang Tbk.	352.207	401.793	423.378	467.345	682.834	235.506	277.155	296.721	322.641	442.769	114.860	124.638	126.657	144.704	240.065
12	PT Bosowa Asuransi	213.581	269.491	277.472	300.402	291.577	100.611	155.119	168.593	188.038	174.248	109.654	111.057	105.564	109.048	114.013
13	PT Asuransi Bringin Sejahtera Artamakmur	451.260	1.580.116	1.733.310	2.072.228	2.177.932	279.401	1.371.603	1.235.721	1.506.670	1.545.062	171.859	208.512	497.589	565.558	632.869
14	PT Asuransi Buana Independent	358.696	432.607	393.493	445.968	413.902	228.205	294.652	248.326	278.889	232.219	130.491	137.955	145.167	167.079	181.683
15	PT Asuransi Umum Bumiputera Muda 1967	563.582	652.974	613.225	667.053	661.862	406.147	413.724	407.629	408.605	397.889	157.435	169.249	185.596	238.448	243.972
16	PT Asuransi Central Asia	8.652.159	8.746.555	9.093.833	8.631.921	8.808.213	4.537.220	4.574.825	4.857.118	4.284.067	4.843.953	4.114.939	4.171.730	4.236.715	4.347.854	3.964.260
17	PT Asuransi Umum BCA	435.331	679.454	898.627	1.133.794	1.430.475	344.375	517.335	577.397	760.443	985.170	90.956	127.119	321.230	373.351	445.305
18	PT Citra International Underwriters	240.789	277.221	-	216.075	224.455	159.137	174.830	-	105.419	108.785	81.652	102.391	-	110.656	115.669
19	PT Asuransi Dayin Mitra Tbk.	1.099.220	1.353.902	1.464.530	1.063.856	1.076.575	901.459	1.128.953	1.217.624	791.620	781.183	197.761	224.950	246.906	272.237	295.392
20	PT Asuransi Eka Lloyd Jaya	128.592	153.053	158.115	167.375	165.304	60.129	43.100	46.437	53.806	50.323	68.463	109.953	111.678	113.570	114.981
21	PT Asuransi Himalaya Pelindung	200.812	240.795	207.594	189.414	176.536	84.958	121.812	86.743	66.462	57.347	115.853	118.983	120.851	122.952	119.189
22	PT Asuransi Intra Asia	130.714	143.037	155.225	174.768	194.967	39.320	40.299	45.666	60.544	76.183	91.394	102.738	109.559	114.223	118.784
23	PT MNC Asuransi Indonesia	237.541	385.034	335.374	419.115	519.309	100.439	239.793	182.894	235.231	372.450	137.102	145.241	152.480	183.884	146.859
24	PT Asuransi Jasa Indonesia (Persero)	7.763.734	10.959.990	11.022.441	12.016.865	11.557.010	6.127.224	8.970.490	8.703.701	9.325.848	8.537.313	1.636.510	1.989.500	2.318.741	2.691.017	3.019.697
25	PT Asuransi Jasa Raharja Putera	1.299.202	1.396.559	1.561.827	1.616.165	1.972.319	779.717	773.972	857.350	867.760	1.122.332	519.485	622.588	704.477	748.405	849.987
26	PT Asuransi Jasa Tania Tbk.	202.092	314.846	390.083	427.049	446.108	115.443	160.673	223.867	243.519	234.664	86.649	154.174	166.216	183.530	211.444
27	PT Asuransi Kredit Indonesia (Persero)	6.549.100	8.294.990	9.980.451	10.837.985	12.106.173	1.229.143	1.717.126	2.221.234	3.168.166	3.926.438	5.319.957	6.577.864	7.759.217	7.669.819	8.179.735
28	PT Malacca Trust Wuwungan Insurance	153.449	150.692	171.996	266.529	299.039	45.804	43.845	63.714	163.722	165.464	107.646	106.847	108.283	102.807	133.575
29	PT Asuransi Umum Mega	468.174	751.225	906.989	886.222	910.239	262.325	479.435	557.236	581.888	593.374	205.848	271.790	349.754	304.334	316.865
30	PT Asuransi Mega Pratama	194.464	199.742	233.179	261.083	296.872	93.192	92.648	116.750	144.511	170.410	100.424	106.468	115.803	116.571	126.461
31	PT Asuransi Kresna Mitra Tbk.	387.629	512.307	553.749	610.080	849.736	251.609	313.088	332.947	345.987	400.918	136.020	199.218	220.802	264.093	448.819
32	PT Pan Pacific Insurance	431.185	703.921	782.125	904.250	837.731	352.243	604.296	650.098	751.963	663.816	78.942	99.625	111.027	152.286	173.915
33	PT Asuransi Purna Artanugraha	535.849	600.315	700.661	704.505	524.677	433.582	442.920	525.838	560.269	376.078	102.266	157.396	174.823	144.236	148.599
34	PT Asuransi Raksa Pratikara	1.105.584	1.363.181	1.609.399	1.527.606	1.595.563	842.182	1.073.026	1.264.379	1.157.359	1.198.772	263.402	290.155	345.020	370.247	396.791
35	PT Asuransi Rama Satria Wibawa	842.526	1.178.313	716.198	315.855	260.341	706.788	1.026.731	571.711	168.004	158.146	135.737	101.582	109.076	109.330	102.194
36	PT Asuransi Recapital*	176.225	179.900	170.462	175.401	-	103.173	102.809	57.533	67.856	-	73.052	77.091	112.929	107.545	-
37	PT Asuransi Reliance Indonesia	390.027	543.180	524.049	499.198	443.188	190.965	348.217	339.042	302.592	230.178	199.062	194.963	185.007	196.607	213.009
38	PT Sarana Lindung Upaya	334.565	373.461	459.617	411.043	352.915	385.452	428.643	352.405	304.346	240.763	(50.887)	(55.182)	107.213	106.697	112.152
39	PT Asuransi Sinar Mas	5.525.301	6.269.422	5.932.967	5.604.219	6.618.496	3.661.936	4.107.603	3.387.651	3.069.821	3.519.570	1.863.365	2.161.819	2.545.316	2.534.398	3.098.926
40	PT Asuransi Sumit Oto	430.462	559.346	554.802	572.205	582.718	309.736	423.093	415.182	451.499	442.666	120.726	136.253	139.620	120.706	140.052
41	PT Asuransi Staco Mandiri	103.555	177.402	227.402	171.159	175.183	24.983	83.052	123.726	58.964	62.655	78.572	94.350	103.676	112.195	112.528
42	PT Asuransi Tri Pakarta	1.095.029	1.477.325	1.243.832	1.205.282	1.260.264	842.756	1.208.792	867.931	827.445	876.378	252.273	256.533	363.901	377.838	383.886

NO	NAMA PERUSAHAAN *NAME OF COMPANIES*	ASET *ASSETS*					LIABILITAS *LIABILITIES*					EKUITAS *EQUITY*				
		2013	2014	2015	2016	2017	2013	2014	2015	2016	2017	2013	2014	2015	2016	2017
(1)	(2)	(3)	(4)	(5)	(6)	(7)	(8)	(9)	(10)	(11)	(12)	(13)	(14)	(15)	(16)	(17)
43	PT Asuransi Tugu Kresna Pratama	464.835	617.596	688.537	585.160	803.478	382.836	531.023	565.655	366.409	577.099	81.999	86.573	107.882	218.751	226.379
44	PT Tugu Pratama Indonesia	6.432.172	7.441.944	8.967.104	8.806.696	8.076.299	4.150.320	4.794.175	5.723.048	5.435.320	4.389.890	2.281.852	2.647.770	3.244.055	3.371.376	3.686.409
45	PT Victoria Insurance Tbk.	125.835	158.185	210.608	233.875	253.643	18.984	49.139	46.028	66.608	63.741	106.851	109.047	164.580	167.266	189.902
46	PT Asuransi Videi	125.085	140.001	159.253	161.494	161.559	35.777	37.829	43.592	41.427	37.433	89.308	102.172	115.661	120.067	124.126
47	PT Asuransi Wahana Tata	2.899.098	3.213.091	3.013.993	3.122.842	3.256.819	2.308.628	2.418.051	2.155.677	2.188.238	2.259.084	590.470	795.040	858.316	934.604	997.736
48	PT Asuransi Mitra Pelindung Mustika	174.510	269.430	431.955	594.081	782.898	58.012	137.550	267.054	388.016	509.983	116.498	131.880	164.901	206.065	272.916
49	PT Asuransi Cakrawala Proteksi Indonesia	-	138.788	376.932	505.969	786.757	-	36.343	258.180	360.391	610.791	-	102.445	118.753	145.578	175.966
50	PT Asuransi Simas Net	-	107.419	122.165	130.238	177.485	-	301	9.329	15.992	18.475	-	107.118	112.836	114.246	159.010
51	PT Asuransi ASEI Indonesia	-	2.597.462	2.066.055	1.827.716	1.497.187	-	2.043.213	1.477.349	1.231.899	885.715	-	554.250	588.706	595.817	426.473
52	PT Bess Central Insurance	193.065	278.047	290.200	336.192	438.728	80.980	159.807	168.984	211.574	282.731	112.085	118.241	121.216	124.617	155.997
53	PT Asuransi Raya**	132.651	176.478	180.261	-	-	58.285	75.056	79.685	-	-	74.366	101.422	100.576	-	-
	JUMLAH / *SUB TOTAL*	**66.000.810**	**83.875.010**	**88.521.888**	**90.794.622**	**95.245.831**	**41.596.388**	**54.263.782**	**54.354.614**	**54.434.651**	**55.618.242**	**24.386.916**	**29.436.786**	**34.056.421**	**36.294.634**	**39.415.774**
	PERUSAHAAN ASURANSI UMUM PATUNGAN															
	JOINT VENTURE NON LIFE INSURANCE COMPANIES															
1	PT CHUBB General Insurance Indonesia	1.975.933	2.112.347	2.441.592	2.329.622	2.709.362	2.111.501	1.480.664	1.620.564	1.462.338	1.770.994	614.958	631.683	821.028	867.284	938.368
2	PT Asuransi Allianz Utama Indonesia	1.410.094	1.956.736	2.110.773	1.842.548	2.273.954	1.052.396	1.562.027	1.674.093	1.468.095	1.351.083	357.698	394.709	436.680	374.453	922.871
3	PT Asuransi AXA Indonesia	543.817	767.361	943.988	883.416	1.047.431	408.707	526.083	693.017	592.270	763.807	135.110	241.278	200.971	191.146	183.624
4	PT AIG Insurance Indonesia	1.019.916	1.177.298	1.298.521	1.141.747	1.102.818	735.220	899.122	992.772	790.149	631.350	284.696	278.176	305.749	351.598	471.468
5	PT China Taiping Insurance Indonesia	428.241	387.108	517.283	712.501	848.886	313.778	239.203	357.945	553.337	681.609	114.463	147.904	159.339	159.164	167.277
6	PT Meritz Korindo Insurance	106.297	164.081	189.311	252.112	304.562	19.264	58.891	71.278	116.237	149.440	87.033	105.190	118.033	135.875	155.121
7	PT KSK Insurance Indonesia	494.625	474.793	430.807	401.317	398.393	408.547	336.560	286.624	246.684	242.180	86.077	138.233	144.183	154.632	156.213
8	PT Kookmin Best Insurance Indonesia	159.859	503.889	512.013	276.831	359.662	72.635	365.839	361.887	117.058	190.340	87.224	138.050	150.127	159.773	169.322
9	PT Mandiri AXA General Insurance	629.097	1.043.767	1.312.161	1.372.285	1.348.014	521.068	789.324	1.013.790	1.011.193	952.110	108.029	254.442	298.372	361.093	395.904
10	PT Asuransi MSIG Indonesia	2.327.869	2.861.072	2.926.660	2.513.178	2.547.394	1.778.914	2.243.497	2.200.288	1.724.253	1.704.424	548.955	617.575	726.371	788.925	842.970
11	PT Sompo Insurance Indonesia	1.121.514	1.467.268	1.654.879	2.081.528	2.508.523	786.185	1.115.716	1.255.777	1.505.934	1.810.323	335.329	351.552	399.102	575.593	698.200
12	PT QBE General Insurance Indonesia	476.421	685.259	921.927	1.136.811	1.327.250	369.151	518.807	670.344	726.615	959.960	107.270	129.452	216.388	373.196	367.291
13	PT Asuransi Samsung Tugu	423.976	976.286	981.434	833.992	755.639	283.711	810.689	775.774	597.476	498.449	140.265	165.597	205.660	236.516	257.190
14	PT Asuransi Tokio Marine Indonesia	1.561.346	1.954.089	2.895.489	2.638.811	2.337.953	987.102	1.266.614	2.133.785	1.848.077	1.554.784	574.244	687.475	761.704	790.735	783.168
15	PT Zurich Insurance Indonesia	544.361	756.277	626.088	790.790	832.037	335.728	541.844	510.124	447.021	431.079	208.633	214.435	115.964	343.769	400.958
16	PT Asuransi Bina Dana Arta Tbk.	2.152.575	2.674.802	2.841.390	2.806.962	2.959.473	1.337.338	1.456.898	1.622.679	1.580.371	1.591.491	815.237	1.217.904	1.218.711	1.226.591	1.367.981
17	PT Asuransi FPG Indonesia	520.677	1.121.046	1.425.414	1.447.531	1.546.804	378.454	957.651	1.242.670	1.245.274	1.320.814	142.223	163.395	182.745	202.257	212.684
18	PT Lippo General Insurance Tbk.	1.712.066	2.182.582	2.231.140	2.305.241	2.380.989	623.888	857.967	944.040	1.098.364	1.262.031	1.088.178	1.324.615	1.287.100	1.206.877	1.118.958
19	PT Asuransi Parolamas	269.116	271.666	348.928	267.082	272.215	160.848	185.880	220.301	158.736	131.025	108.267	85.787	128.626	108.346	141.191
20	PT Asuransi Ramayana Tbk.	1.106.866	1.307.452	1.300.344	1.287.697	1.291.709	958.157	1.118.578	1.074.447	1.054.019	1.034.924	148.709	188.874	225.897	233.679	256.784
21	PT Fairfax Insurance Indonesia**	97.418	377.342	685.264	368.370	-	35.953	113.674	404.613	121.628	-	61.465	263.668	280.651	246.742	-
22	PT Asuransi Harta Aman Pratama Tbk.	296.407	365.644	468.591	443.994	419.787	196.162	242.459	282.599	251.366	219.243	100.244	123.185	185.993	192.628	200.544
23	PT Asuransi Multi Artha Guna Tbk.	1.478.728	1.651.782	2.627.780	3.436.388	3.886.961	616.654	617.447	1.119.253	1.672.630	2.032.952	862.075	1.034.335	1.508.527	1.763.759	1.854.009
	JUMLAH / *SUB TOTAL*	20.857.218	27.239.947	31.691.778	31.570.754	33.459.814	14.491.360	18.305.434	21.528.663	20.389.123	21.284.412	7.116.384	8.897.515	10.077.920	11.044.631	12.062.096
	PERUSAHAAN REASURANSI															
	REINSURANCE COMPANIES															
1	PT Reasuransi Indonesia Utama	1.769.900	3.119.731	4.048.585	5.850.778	7.120.049	1.267.977	1.531.988	2.233.547	3.039.576	3.845.454	501.923	691.114	1.618.082	2.350.676	2.883.411
2	PT Maskapai Reasuransi Indonesia	894.173	1.133.062	1.303.856	1.669.100	2.687.544	526.432	678.560	757.769	1.016.795	1.442.258	367.742	454.502	546.087	652.305	1.245.286
3	PT Reasuransi Nasional Indonesia	1.540.267	2.736.493	3.908.315	4.468.032	4.221.614	1.207.996	2.041.021	2.825.179	3.177.714	2.743.457	332.271	695.473	1.083.135	1.290.319	1.478.156
4	PT Tugu Reasuransi Indonesia	1.509.385	1.866.923	2.254.061	2.721.225	3.400.194	1.216.768	1.483.578	1.658.856	1.967.077	2.322.366	255.617	346.345	595.204	754.148	1.077.828
5	PT Reasuransi Maipark Indonesia	334.473	421.087	488.607	513.507	589.348	119.973	162.188	174.837	144.733	158.854	214.500	258.898	313.769	368.773	430.493
6	PT Reasuransi Nusantara Makmur	-	-	-	-	392.736	-	-	-	-	82.532	-	-	-	-	310.204
	JUMLAH / *SUB TOTAL*	6.048.198	9.277.296	12.003.423	15.222.643	18.411.483	4.339.146	5.897.335	7.650.188	9.345.895	10.594.921	1.672.053	2.446.332	4.156.278	5.416.221	7.425.379
	JUMLAH SELURUHNYA / *GRAND TOTAL*	92.906.227	120.392.253	132.217.088	137.588.019	147.117.128	60.426.894	78.466.551	83.533.466	84.169.669	87.497.574	33.175.353	40.780.633	48.290.619	52.755.487	58.903.250

Keterangan / *Notes* :

*) Tidak Menyampaikan Laporan / *Have Not Submitted Annual Report*

**) Pencabutan Izin Usaha / *Licenses Have Been Removed*

PERUSAHAAN ASURANSI UMUM & REASURANSI - KONVENSIONAL

NON LIFE INSURANCE & REINSURANCE COMPANIES - CONVENTIONAL

TABEL: 2.4 / *TABLE: 2.4*

LABA RUGI PERUSAHAAN TAHUN 2013 - 2017

INCOME STATEMENT OF COMPANIES IN YEAR 2013 - 2017

Dalam Jutaan Rupiah / *In Million Rupiah*

NO	NAMA PERUSAHAAN *NAME OF COMPANIES*	PENDAPATAN *INCOME*					BIAYA-BIAYA *EXPENSES*					LABA RUGI *PROFIT (LOSS)*				
		2013	2014	2015	2016	2017	2013	2014	2015	2016	2017	2013	2014	2015	2016	2017
(1)	(2)	(3)	(4)	(5)	(6)	(7)	(8)	(9)	(10)	(11)	(12)	(13)	(14)	(15)	(16)	(17)
	PERUSAHAAN ASURANSI UMUM NASIONAL															
	NATIONAL NON LIFE INSURANCE COMPANIES															
1	PT Asuransi Adira Dinamika	603.843	1.505.582	797.763	794.828	704.021	310.221	287.680	314.115	345.274	354.877	263.053	373.038	370.705	376.889	380.923
2	PT Asuransi Artarindo	22.014	25.689	24.203	21.522	29.473	10.449	10.744	16.641	15.465	20.333	9.566	23.942	10.344	8.440	12.599
3	PT Arthagraha General Insurance	33.864	61.030	41.903	42.423	48.561	24.139	21.995	26.484	28.733	34.090	15.819	16.211	20.580	18.577	20.360
4	PT Asuransi Asoka Mas	30.637	100.232	69.781	142.342	118.810	30.510	41.727	54.996	92.538	122.421	127	7.410	15.392	25.185	1.139
5	PT Asuransi Astra Buana	1.476.687	2.708.886	1.527.057	1.518.953	1.631.298	680.427	537.820	458.135	452.328	496.164	321.842	977.250	717.183	1.034.024	1.123.311
6	PT Avrist General Insurance	8.220	24.613	28.346	36.458	35.545	15.220	19.212	25.639	29.674	34.672	(7.000)	(101)	5.694	8.641	5.408
7	PT Asuransi Bangun Askrida	357.898	1.231.657	468.530	546.122	513.057	240.756	231.967	267.433	329.234	346.358	117.143	490.207	168.032	183.047	150.479
8	PT Berdikari Insurance	32.607	38.426	27.156	29.862	33.732	26.688	28.314	34.163	32.043	33.154	5.919	6.787	2.929	1.269	2.121
9	PT Asuransi Bhakti Bhayangkara	29.368	39.242	39.965	43.356	42.703	26.328	27.724	31.875	35.227	36.221	3.041	30.231	5.176	8.314	4.135
10	PT Asuransi Binagriya Upakara	54.171	49.539	72.071	79.355	84.871	35.734	33.736	44.309	49.993	57.079	18.437	20.422	23.785	24.777	25.575
11	PT Asuransi Bintang Tbk.	81.313	110.611	93.387	115.754	124.200	74.679	79.896	88.398	111.229	122.010	3.177	(43.112)	5.878	11.993	77.630
12	PT Bosowa Asuransi	40.608	100.822	55.871	54.605	49.129	39.050	46.716	53.869	53.989	50.666	(3.996)	1.724	4.860	3.484	4.984
13	PT Asuransi Bringin Sejahtera Artamakmur	125.166	204.790	249.147	308.291	359.358	85.770	103.304	166.637	188.324	233.811	39.390	55.557	70.718	103.659	119.539
14	PT Asuransi Buana Independent	64.451	128.874	69.995	91.374	99.838	43.862	43.130	46.866	51.727	59.236	20.098	21.353	25.175	39.913	37.937
15	PT Asuransi Umum Bumiputera Muda 1967	111.859	385.542	40.650	95.388	104.336	110.601	100.364	158.845	87.115	88.634	(40.890)	(30.334)	18.388	48.399	6.184
16	PT Asuransi Central Asia	544.369	1.245.852	644.944	1.069.984	902.469	332.930	367.442	522.382	557.185	584.165	986.705	100.791	112.482	139.195	(383.593)
17	PT Asuransi Umum BCA	69.702	248.906	165.745	241.435	279.252	43.528	90.286	82.912	128.912	175.138	26.174	36.163	44.111	52.121	71.954
18	PT Citra International Underwriters	43.030	93.700	-	32.264	22.385	30.615	26.024	-	26.092	37.098	12.415	13.739	-	3.101	4.013
19	PT Asuransi Dayin Mitra Tbk.	112.916	162.244	142.662	142.839	153.323	80.075	82.016	97.564	103.563	112.772	32.171	38.133	43.925	38.386	36.404
20	PT Asuransi Eka Lloyd Jaya	7.540	25.197	25.178	29.101	28.031	21.353	20.349	26.069	26.882	27.639	(12.429)	1.490	1.843	1.892	1.412
21	PT Asuransi Himalaya Pelindung	50.424	110.998	56.873	48.993	33.807	43.817	45.753	56.343	45.502	39.293	6.606	3.130	2.105	2.101	(3.764)
22	PT Asuransi Intra Asia	24.588	45.872	50.410	54.385	67.853	22.508	23.130	43.643	56.004	61.089	1.997	6.344	6.821	3.664	4.560
23	PT MNC Asuransi Indonesia	28.945	100.351	47.208	67.734	94.266	25.665	33.184	43.399	56.952	86.091	3.280	8.139	3.914	6.404	(25)
24	PT Asuransi Jasa Indonesia (Persero)	723.337	1.521.078	890.786	840.386	840.971	456.756	386.990	505.442	274.217	386.819	229.443	361.698	353.909	384.229	359.749
25	PT Asuransi Jasa Raharja Putera	296.648	472.469	274.062	248.627	306.106	189.912	185.433	160.663	168.474	185.639	84.029	124.339	102.987	62.049	112.228
26	PT Asuransi Jasa Tania Tbk.	61.204	154.795	79.119	88.625	87.604	55.550	58.628	70.705	64.187	64.667	3.466	67.525	19.107	23.994	35.456
27	PT Asuransi Kredit Indonesia (Persero)	663.132	1.589.928	1.374.482	1.079.923	1.325.035	312.416	328.868	490.653	479.633	547.070	350.716	663.122	1.002.412	542.216	651.218
28	PT Malacca Trust Wuwungan Insurance	26.980	42.288	18.955	31.332	35.854	23.308	27.836	39.939	40.341	39.109	3.847	(5.798)	(7.065)	(5.476)	1.873
29	PT Asuransi Umum Mega	118.402	379.828	194.820	192.507	176.104	77.379	74.626	95.992	105.398	99.477	41.023	65.941	78.288	76.580	62.531
30	PT Asuransi Mega Pratama	54.508	50.737	44.429	49.565	51.527	32.650	29.787	30.906	31.372	36.501	21.995	6.044	9.712	10.354	9.898
31	PT Asuransi Kresna Mitra Tbk.	65.497	179.097	70.652	120.521	137.218	56.646	64.070	66.989	75.425	82.008	8.850	21.794	7.815	41.900	60.531
32	PT Pan Pacific Insurance	105.023	418.117	159.574	200.101	205.277	79.917	97.613	140.029	174.821	193.370	25.106	17.618	10.708	16.572	29.318
33	PT Asuransi Purna Artanugraha	56.450	94.432	96.501	103.228	101.974	44.359	51.145	77.458	89.936	98.999	12.091	7.577	20.495	7.188	8.001
34	PT Asuransi Raksa Pratikara	200.027	406.857	200.275	232.911	227.581	108.264	108.947	179.799	169.990	191.426	91.686	48.735	72.629	52.870	46.544
35	PT Asuransi Rama Satria Wibawa	81.643	176.990	(5.144)	55.491	11.099	57.807	76.633	106.784	68.529	34.677	22.630	(31.725)	588	254	(47.471)
36	PT Asuransi Recapital*	74.914	26.495	19.909	26.093	-	20.707	18.759	26.279	24.983	-	57.319	(10.960)	4.512	2.496	-
37	PT Asuransi Reliance Indonesia	82.060	369.681	49.225	82.402	122.757	50.427	51.924	71.626	69.351	99.681	31.633	19.942	(8.406)	11.603	16.400
38	PT Sarana Lindung Upaya	(39.836)	25.210	42.444	8.768	23.502	81.896	19.083	41.308	31.422	28.499	(121.732)	28.704	37.448	(515)	5.465
39	PT Asuransi Sinar Mas	647.916	1.883.861	1.101.150	1.122.285	1.299.651	404.578	511.333	637.625	675.722	760.134	139.256	541.589	426.400	410.446	507.816
40	PT Asuransi Sumit Oto	54.599	195.864	146.165	149.677	157.868	24.487	42.883	58.189	52.185	31.900	30.112	60.638	75.614	69.254	91.177
41	PT Asuransi Staco Mandiri	29.187	28.082	21.153	26.809	30.149	26.846	26.199	28.203	28.030	32.081	2.370	(1.017)	(577)	718	333
42	PT Asuransi Tri Pakarta	192.814	315.547	159.636	176.958	170.449	158.332	160.293	155.635	144.547	146.475	20.916	8.271	122.554	14.030	21.076
43	PT Asuransi Tugu Kresna Pratama	37.784	62.977	22.639	38.434	46.774	30.912	26.013	35.007	27.688	38.275	9.751	4.746	9.443	10.173	12.592

NO	NAMA PERUSAHAAN *NAME OF COMPANIES*	PENDAPATAN *INCOME*					BIAYA-BIAYA *EXPENSES*					LABA RUGI *PROFIT (LOSS)*				
		2013	2014	2015	2016	2017	2013	2014	2015	2016	2017	2013	2014	2015	2016	2017
(1)	(2)	(3)	(4)	(5)	(6)	(7)	(8)	(9)	(10)	(11)	(12)	(13)	(14)	(15)	(16)	(17)
44	PT Tugu Pratama Indonesia	612.597	693.597	523.147	527.784	682.398	263.564	232.217	117.019	307.658	288.742	378.731	523.574	445.823	84.494	332.894
45	PT Victoria Insurance Tbk.	6.553	5.276	26.857	21.932	25.022	6.058	8.599	10.409	13.715	12.835	494	2.195	18.539	1.965	22.451
46	PT Asuransi Videi	34.699	35.702	40.418	41.029	41.362	20.450	19.422	23.737	27.938	33.690	14.713	8.864	13.489	8.408	5.660
47	PT Asuransi Wahana Tata	380.513	949.654	399.411	351.165	415.476	276.451	266.784	302.223	265.266	363.268	102.558	185.226	115.901	92.937	78.107
48	PT Asuransi Mitra Pelindung Mustika	24.306	49.657	78.782	102.288	159.591	18.901	27.175	44.308	59.377	83.664	5.474	15.382	33.022	41.164	66.851
49	PT Asuransi Cakrawala Proteksi Indonesia	-	8.493	59.927	180.880	236.350	-	17.168	56.799	162.645	226.006	-	(5.017)	6.347	15.826	30.388
50	PT Asuransi Simas Net	-	33	13.953	13.483	18.270	-	406	10.490	10.933	12.377	-	7.089	5.718	1.411	9.010
51	PT Asuransi ASEI Indonesia	-	11.788	186.728	143.231	17.670	-	5.819	184.958	119.384	23.409	-	4.250	34.456	9.271	(184.935)
52	PT Bess Central Insurance	27.614	40.855	39.438	66.487	70.333	21.883	24.349	38.914	64.641	72.453	5.731	6.155	3.002	3.307	1.380
55	PT Asuransi Raya**	33.743	100.421	46.175	-	-	30.111	37.285	42.661	-	-	3.418	17.056	(684)	-	-
	JUMLAH / *SUB TOTAL*	8.606.533	19.038.467	11.114.514	11.930.287	12.584.295	5.285.490	5.288.798	6.511.464	6.731.788	7.426.260	3.398.274	4.922.070	4.694.225	4.133.190	4.049.825
	PERUSAHAAN ASURANSI UMUM PATUNGAN *JOINT VENTURE NON LIFE INSURANCE COMPANIES*															
1	PT CHUBB General Insurance Indonesia	366.619	659.159	399.048	411.031	345.018	291.464	359.557	381.170	304.179	402.755	71.026	16.725	58.410	(12.773)	(14.892)
2	PT Asuransi Allianz Utama Indonesia	118.853	435.186	180.782	150.312	208.521	114.546	141.089	170.639	188.747	244.799	(6.958)	28.982	41.715	(51.657)	(30.582)
3	PT Asuransi AXA Indonesia	57.035	229.007	95.556	147.078	146.510	96.842	133.162	147.418	143.099	160.612	(39.807)	(22.042)	(36.847)	(9.825)	(7.523)
4	PT AIG Insurance Indonesia	170.470	243.594	208.353	336.923	256.879	210.756	244.669	250.644	279.620	132.721	(40.287)	(76.520)	(32.427)	40.162	119.870
5	PT China Taiping Insurance Indonesia	34.540	41.104	47.646	45.373	55.589	24.157	25.648	31.428	37.928	42.117	17.687	8.746	14.058	4.620	9.322
6	PT Meritz Korindo Insurance	22.677	16.184	29.278	38.380	39.125	11.335	12.834	18.980	13.597	17.637	11.342	3.192	12.844	17.842	19.246
7	PT KSK Insurance Indonesia	(41.916)	30.425	29.079	43.604	64.176	26.790	36.202	47.666	53.356	60.656	(70.188)	(47.844)	4.860	(4.551)	1.580
8	PT Kookmin Best Insurance Indonesia	30.520	48.853	38.125	46.073	43.522	(37.354)	27.683	38.819	30.186	30.387	67.874	826	12.361	11.271	9.526
9	PT Mandiri AXA General Insurance	51.992	232.136	194.768	226.347	234.623	76.991	145.561	156.723	159.619	176.646	(25.000)	1.413	18.929	12.721	34.811
10	PT Asuransi MSIG Indonesia	368.020	540.950	423.353	380.445	361.322	196.263	153.352	187.787	211.129	239.045	162.745	154.497	177.826	154.934	127.030
11	PT Sompo Insurance Indonesia	138.906	236.382	221.885	273.801	347.231	96.777	110.980	184.589	202.173	386.452	42.128	24.176	53.625	54.009	(27.393)
12	PT QBE General Insurance Indonesia	55.576	237.882	78.655	102.444	39.766	48.494	57.960	70.000	66.913	103.288	7.082	22.182	22.186	23.661	(44.947)
13	PT Asuransi Samsung Tugu	73.513	120.340	117.150	109.248	91.323	58.815	50.824	52.054	66.256	54.319	11.228	27.536	46.199	40.043	28.596
14	PT Asuransi Tokio Marine Indonesia	97.858	472.831	334.782	310.848	378.237	118.856	140.399	212.942	212.368	229.624	81.230	99.135	131.974	88.760	134.314
15	PT Zurich Insurance Indonesia	93.940	207.785	39.373	94.830	103.378	143.975	140.478	141.651	143.267	166.310	(62.017)	(124.199)	(98.470)	(72.196)	(47.811)
16	PT Asuransi Bina Dana Arta Tbk.	306.554	828.655	443.215	390.161	414.574	156.151	143.506	178.401	198.316	253.017	218.614	449.227	56.756	88.585	197.263
17	PT Asuransi FPG Indonesia	96.960	175.173	117.042	126.294	132.427	64.898	68.882	93.819	92.050	110.592	32.061	30.790	24.883	20.589	10.427
18	PT Lippo General Insurance Tbk.	170.855	618.476	219.199	217.779	243.973	91.721	83.740	115.194	119.575	132.638	101.996	261.487	(8.344)	(55.472)	(62.420)
19	PT Asuransi Parolamas	41.129	66.263	12.791	26.573	10.408	38.048	35.127	41.854	67.113	72.885	3.081	(22.481)	(33.841)	(20.280)	(34.156)
20	PT Asuransi Ramayana Tbk.	246.216	544.724	246.341	228.956	293.544	204.997	162.859	213.216	217.655	249.012	42.019	171.871	28.789	25.809	58.371
21	PT Fairfax Insurance Indonesia**	15.135	17.772	57.562	66.763	-	6.052	14.686	32.042	89.026	-	8.776	14.102	18.740	(33.909)	-
22	PT Asuransi Harta Aman Pratama Tbk.	62.855	164.316	68.680	76.216	23.721	41.308	50.010	57.865	68.422	67.782	21.071	22.941	16.370	8.316	(41.244)
23	PT Asuransi Multi Artha Guna Tbk.	263.088	459.560	388.092	363.781	349.406	63.911	110.654	200.891	251.855	234.494	173.177	167.591	189.257	255.232	130.263
	JUMLAH / *SUB TOTAL*	2.841.393	6.626.756	3.990.756	4.213.259	4.183.272	2.145.795	2.449.862	3.025.790	3.216.449	3.567.787	828.879	1.212.335	719.854	585.892	569.651
	PERUSAHAAN REASURANSI *REINSURANCE COMPANIES*															
1	PT Reasuransi Indonesia Utama	188.227	1.195.629	455.055	605.294	536.151	119.295	133.879	52.423	132.045	146.784	(11.361)	150.053	250.385	252.205	476.749
2	PT Maskapai Reasuransi Indonesia	141.360	559.759	205.650	168.265	260.044	61.258	56.642	72.113	100.257	66.878	76.692	113.129	179.558	109.433	157.909
3	PT Reasuransi Nasional Indonesia	127.515	928.433	354.529	518.773	577.135	68.619	82.701	122.789	125.653	170.673	58.896	110.638	331.498	307.183	347.980
4	PT Tugu Reasuransi Indonesia	143.285	646.480	266.415	344.320	403.316	77.027	64.000	127.187	82.169	128.138	20.674	90.728	211.928	234.915	275.794
5	PT Reasuransi Maipark Indonesia	91.524	94.203	133.223	139.032	151.025	49.762	42.465	47.968	52.205	56.663	42.035	51.061	66.633	69.927	77.253
6	PT Reasuransi Nusantara Makmur	-	-	-	-	11.197	-	-	-	-	1.215	-	-	-	-	10.204
	JUMLAH / SUB TOTAL	691.911	3.424.503	1.414.872	1.775.685	1.938.868	375.961	379.687	422.480	492.329	570.350	186.937	515.609	1.040.002	973.664	1.345.889
	JUMLAH SELURUHNYA / *GRAND TOTAL*	12.139.837	29.089.727	16.520.142	17.919.231	18.706.435	7.807.246	8.118.346	9.959.734	10.440.566	11.564.396	4.414.089	6.650.015	6.454.082	5.692.746	5.965.366

Keterangan / *Notes* :

*) Tidak Menyampaikan Laporan / *Have Not Submitted Annual Report*

**) Pencabutan Izin Usaha / *Licenses Have Been Removed*

PERUSAHAAN ASURANSI UMUM & REASURANSI - KONVENSIONAL

NON LIFE INSURANCE & REINSURANCE COMPANIES - CONVENTIONAL

TABEL: 2.5 / TABLE: 2.5

INVESTASI DAN CADANGAN TEKNIS PERUSAHAAN TAHUN 2013 - 2017

INVESTMENT AND TECHNICAL RESERVES OF COMPANIES IN YEAR 2013 - 2017

Dalam Jutaan Rupiah / *In Million Rupiah*

NO	NAMA PERUSAHAAN *NAME OF COMPANIES*	INVESTASI *INVESTMENTS*					CADANGAN TEKNIS *TECHNICAL RESERVES*					INVESTASI / CADANGAN TEKNIS (%) *INVESTMENTS / TECHNICAL RESERVES (%)*				
		2013	2014	2015	2016	2017	2013	2014	2015	2016	2017	2013	2014	2015	2016	2017
(1)	(2)	(3)	(4)	(5)	(6)	(7)	(8)	(9)	(10)	(11)	(12)	(13)	(14)	(15)	(16)	(17)
	PERUSAHAAN ASURANSI UMUM NASIONAL *NATIONAL NON LIFE INSURANCE COMPANIES*															
1	PT Asuransi Adira Dinamika	2.470.130	2.898.888	2.821.030	2.775.882	2.817.021	1.464.379	1.734.046	1.832.013	1.597.567	1.525.465	168,7%	167,2%	154,0%	173,8%	184,7%
2	PT Asuransi Artarindo	106.511	135.018	152.273	152.367	177.241	22.654	25.088	37.556	28.520	54.950	470,2%	538,2%	405,5%	534,2%	322,5%
3	PT Arthagraha General Insurance	130.726	183.733	214.599	237.862	246.335	75.723	69.848	85.130	88.305	99.920	172,6%	263,0%	252,1%	269,4%	246,5%
4	PT Asuransi Asoka Mas	144.108	184.431	163.654	104.077	77.949	132.317	233.400	462.175	520.789	560.320	108,9%	79,0%	35,4%	20,0%	13,9%
5	PT Asuransi Astra Buana	4.916.884	6.229.551	6.745.791	7.543.865	8.514.356	2.968.182	3.560.835	3.879.882	3.947.098	3.606.835	165,7%	174,9%	173,9%	191,1%	236,1%
6	PT Avrist General Insurance	80.934	112.925	121.614	133.770	158.195	24.522	40.920	62.676	64.331	90.351	330,0%	276,0%	194,0%	207,9%	175,1%
7	PT Asuransi Bangun Askrida	1.053.009	1.216.131	1.358.670	1.423.548	1.739.536	895.462	1.105.165	1.131.922	1.277.838	1.351.812	117,6%	110,0%	120,0%	111,4%	128,7%
8	PT Berdikari Insurance	70.656	50.424	47.596	45.186	40.475	42.397	44.732	43.631	42.183	37.055	166,7%	112,7%	109,1%	107,1%	109,2%
9	PT Asuransi Bhakti Bhayangkara	52.757	55.617	57.921	58.060	51.456	18.896	32.028	41.503	39.576	43.808	279,2%	173,7%	139,6%	146,7%	117,5%
10	PT Asuransi Binagriya Upakara	237.033	253.989	279.263	272.411	275.295	171.032	182.750	200.010	203.702	185.925	138,6%	139,0%	139,6%	133,7%	148,1%
11	PT Asuransi Bintang Tbk.	129.425	151.184	179.019	171.490	256.946	182.190	200.040	219.782	256.643	318.389	71,0%	75,6%	81,5%	66,8%	80,7%
12	PT Bosowa Asuransi	128.390	141.316	136.255	153.690	143.193	78.698	123.052	144.284	144.331	132.812	163,1%	114,8%	94,4%	106,5%	107,8%
13	PT Asuransi Bringin Sejahtera Artamakmur	194.485	176.776	392.453	648.339	713.666	177.362	938.725	976.663	1.229.649	861.594	109,7%	18,8%	40,2%	52,7%	82,8%
14	PT Asuransi Buana Independent	203.068	215.055	218.277	265.248	269.373	176.032	226.697	182.793	195.638	157.854	115,4%	94,9%	119,4%	135,6%	170,6%
15	PT Asuransi Umum Bumiputera Muda 1967	210.656	297.322	314.917	338.297	319.462	338.407	331.715	336.805	348.600	322.660	62,2%	89,6%	93,5%	97,0%	99,0%
16	PT Asuransi Central Asia	4.775.549	4.899.154	4.672.785	4.818.953	4.549.461	3.326.828	3.312.626	3.507.476	2.925.730	2.943.075	143,5%	147,9%	133,2%	164,7%	154,6%
17	PT Asuransi Umum BCA	345.056	513.913	675.163	817.845	1.037.815	166.051	226.417	276.219	366.016	469.512	207,8%	227,0%	244,4%	223,4%	221,0%
18	PT Citra International Underwriters	39.484	46.318	-	32.615	22.314	34.898	81.859	-	57.248	54.536	113,1%	56,6%	-	57,0%	40,9%
19	PT Asuransi Dayin Mitra Tbk.	246.608	289.714	280.565	323.898	306.881	751.062	943.913	1.041.496	562.220	565.035	32,8%	30,7%	26,9%	57,6%	54,3%
20	PT Asuransi Eka Lloyd Jaya	75.145	105.847	114.230	122.223	122.856	37.942	27.241	32.235	32.983	32.593	198,1%	388,6%	354,4%	370,6%	376,9%
21	PT Asuransi Himalaya Pelindung	32.822	34.499	23.318	23.212	23.327	49.692	76.342	57.458	43.370	34.399	66,1%	45,2%	40,6%	53,5%	67,8%
22	PT Asuransi Intra Asia	86.171	93.171	92.871	37.221	42.518	22.819	23.648	25.474	30.838	50.293	377,6%	394,0%	364,6%	120,7%	84,5%
23	PT MNC Asuransi Indonesia	169.273	179.213	147.927	173.423	136.529	53.991	156.032	112.874	187.158	247.957	313,5%	114,9%	131,1%	92,7%	55,1%
24	PT Asuransi Jasa Indonesia (Persero)	1.790.286	1.689.919	1.895.674	1.878.519	1.304.989	4.525.792	6.969.466	6.766.908	6.561.813	4.714.489	39,6%	24,2%	28,0%	28,6%	27,7%
25	PT Asuransi Jasa Raharja Putera	724.264	811.718	806.951	787.405	962.773	573.391	533.484	620.966	638.173	873.076	126,3%	152,2%	130,0%	123,4%	110,3%
26	PT Asuransi Jasa Tania Tbk.	90.672	145.507	148.156	185.530	170.613	80.238	117.236	172.941	192.173	184.222	113,0%	124,1%	85,7%	96,5%	92,6%
27	PT Asuransi Kredit Indonesia (Persero)	5.292.825	6.711.269	7.081.419	6.795.294	7.504.198	981.786	1.302.511	1.704.658	2.355.012	2.932.934	539,1%	515,3%	415,4%	288,5%	255,9%
28	PT Malacca Trust Wuwungan Insurance	106.683	115.834	112.454	114.261	157.066	35.931	33.161	49.228	104.121	106.198	296,9%	349,3%	228,4%	109,7%	147,9%
29	PT Asuransi Umum Mega	289.336	402.814	511.487	416.077	438.048	179.644	272.379	295.702	380.638	376.170	161,1%	147,9%	173,0%	109,3%	116,4%
30	PT Asuransi Mega Pratama	75.201	77.100	67.185	124.532	125.899	72.143	78.831	96.494	107.364	137.127	104,2%	97,8%	69,6%	116,0%	91,8%
31	PT Asuransi Kresna Mitra Tbk.	227.606	282.490	340.178	355.197	526.790	139.958	170.113	180.344	185.560	232.287	162,6%	166,1%	188,6%	191,4%	226,8%
32	PT Pan Pacific Insurance	249.695	347.433	472.249	461.284	561.304	276.787	519.614	597.647	675.261	545.447	90,2%	66,9%	79,0%	68,3%	102,9%
33	PT Asuransi Purna Artanugraha	86.033	110.767	144.136	152.726	145.475	365.491	346.644	393.731	374.348	251.413	23,5%	32,0%	36,6%	40,8%	57,9%
34	PT Asuransi Raksa Pratikara	751.019	390.246	184.189	699.741	852.063	440.174	545.563	575.567	556.144	542.086	170,6%	71,5%	32,0%	125,8%	157,2%
35	PT Asuransi Rama Satria Wibawa	176.852	101.555	123.707	68.503	74.864	530.928	899.358	441.741	88.172	76.388	33,3%	11,3%	28,0%	77,7%	98,0%
36	PT Asuransi Recapital*	68.880	70.921	61.694	58.523	-	84.390	86.596	25.714	38.133	-	81,6%	81,9%	239,9%	153,5%	#DIV/0!
37	PT Asuransi Reliance Indonesia	238.333	233.352	260.724	216.122	225.052	161.574	290.418	298.234	232.417	193.793	147,5%	80,4%	87,4%	93,0%	116,1%
38	PT Sarana Lindung Upaya	21.314	18.084	55.516	51.379	64.587	272.521	287.473	230.439	191.314	133.960	7,8%	6,3%	24,1%	26,9%	48,2%
39	PT Asuransi Sinar Mas	3.219.386	3.676.719	4.031.019	4.101.261	4.842.970	1.896.607	2.146.222	1.921.984	1.646.134	1.762.051	169,7%	171,3%	209,7%	249,1%	274,8%
40	PT Asuransi Sumit Oto	398.661	522.661	527.061	534.936	547.423	106.214	138.587	143.313	152.296	159.652	375,3%	377,1%	367,8%	351,2%	342,9%
41	PT Asuransi Staco Mandiri	41.581	41.257	42.197	80.428	49.949	14.184	69.266	95.667	45.203	48.054	293,2%	59,6%	44,1%	177,9%	103,9%
42	PT Asuransi Tri Pakarta	393.812	399.628	330.158	320.894	362.482	756.203	1.002.056	730.712	634.966	644.524	52,1%	39,9%	45,2%	50,5%	56,2%
43	PT Asuransi Tugu Kresna Pratama	39.063	30.166	24.327	100.527	81.873	239.267	306.642	335.111	195.954	384.560	16,3%	9,8%	7,3%	51,3%	21,3%

NO	NAMA PERUSAHAAN *NAME OF COMPANIES*	INVESTASI *INVESTMENTS*					CADANGAN TEKNIS *TECHNICAL RESERVES*					INVESTASI / CADANGAN TEKNIS (%) *INVESTMENTS / TECHNICAL RESERVES (%)*				
		2013	2014	2015	2016	2017	2013	2014	2015	2016	2017	2013	2014	2015	2016	2017
(1)	(2)	(3)	(4)	(5)	(6)	(7)	(8)	(9)	(10)	(11)	(12)	(13)	(14)	(15)	(16)	(17)
44	PT Tugu Pratama Indonesia	2.697.657	3.068.553	3.823.421	3.854.110	4.216.144	2.946.276	3.436.163	4.088.761	3.297.299	2.814.832	91,6%	89,3%	93,5%	116,9%	149,8%
45	PT Victoria Insurance Tbk.	105.911	116.995	167.898	170.069	198.509	9.424	33.353	24.102	38.874	49.783	1123,8%	350,8%	696,6%	437,5%	398,7%
46	PT Asuransi Videi	84.971	92.763	100.500	94.654	90.369	15.521	17.342	22.912	21.543	16.197	547,5%	534,9%	438,6%	439,4%	557,9%
47	PT Asuransi Wahana Tata	893.549	789.179	874.004	855.528	1.015.376	1.779.945	1.810.404	1.388.297	1.641.128	1.856.424	50,2%	43,6%	63,0%	52,1%	54,7%
48	PT Asuransi Mitra Pelindung Mustika	134.892	177.522	249.707	293.358	367.519	45.359	110.625	194.351	304.997	403.327	297,4%	160,5%	128,5%	96,2%	91,1%
49	PT Asuransi Cakrawala Proteksi Indonesia	-	86.062	125.335	236.323	292.106	-	18.156	186.907	294.771	439.119	-	474,0%	67,1%	80,2%	66,5%
50	PT Asuransi Simas Net	-	106.000	115.115	122.016	158.294	-	161	3.548	8.877	10.435	-	65758,2%	3244,1%	1374,6%	1517,0%
51	PT Asuransi ASEI Indonesia	-	804.322	535.720	410.726	335.561	-	1.313.512	1.225.424	963.310	727.402	-	61,2%	43,7%	42,6%	46,1%
52	PT Bess Central Insurance	68.804	63.080	69.391	146.525	197.677	56.734	98.340	99.848	144.072	211.139	121,3%	64,1%	69,5%	101,7%	93,6%
55	PT Asuransi Raya**	59.837	77.573	72.763	-	-	45.030	59.354	57.099	-	-	132,9%	130,7%	127,4%	-	#DIV/0!
	JUMLAH / *SUB TOTAL*	34.226.006	40.025.678	42.564.524	44.359.930	47.912.175	27.843.049	36.710.152	37.658.408	36.260.402	34.574.239	125,9%	111,7%	116,3%	121,8%	138,6%
	PERUSAHAAN ASURANSI UMUM PATUNGAN *JOINT VENTURE NON LIFE INSURANCE COMPANIES*															
1	PT CHUBB General Insurance Indonesia	1.155.029	974.952	1.208.438	1.262.755	1.539.633	1.215.920	1.280.049	1.374.682	1.221.416	1.453.509	95,0%	76,2%	87,9%	103,4%	105,9%
2	PT Asuransi Allianz Utama Indonesia	657.787	834.202	803.460	798.765	1.301.594	844.013	1.265.076	1.422.267	1.189.951	936.298	77,9%	65,9%	56,5%	67,1%	139,0%
3	PT Asuransi AXA Indonesia	308.031	346.891	452.421	423.316	437.095	307.265	416.397	513.069	470.671	577.631	100,2%	83,3%	88,2%	89,9%	75,7%
4	PT AIG Insurance Indonesia	192.364	286.903	505.821	494.522	540.057	627.341	702.932	744.711	611.058	474.763	30,7%	40,8%	67,9%	80,9%	113,8%
5	PT China Taiping Insurance Indonesia	66.346	84.006	74.707	62.893	77.618	256.426	178.399	256.530	357.568	476.009	25,9%	47,1%	29,1%	17,6%	16,3%
6	PT Meritz Korindo Insurance	58.719	72.758	100.963	140.711	148.381	2.841	48.613	63.467	75.335	99.787	2066,7%	149,7%	159,1%	186,8%	148,7%
7	PT KSK Insurance Indonesia	88.444	147.960	127.519	143.660	156.133	358.314	232.644	231.107	189.333	184.526	24,7%	63,6%	55,2%	75,9%	84,6%
8	PT Kookmin Best Insurance Indonesia	107.884	165.674	142.591	156.748	184.574	44.956	334.438	317.724	98.519	138.155	240,0%	49,5%	44,9%	159,1%	133,6%
9	PT Mandiri AXA General Insurance	457.465	790.474	873.653	932.397	959.832	429.247	665.587	859.071	846.630	731.850	106,6%	118,8%	101,7%	110,1%	131,2%
10	PT Asuransi MSIG Indonesia	906.931	989.610	1.154.698	1.174.612	1.196.937	1.519.323	1.926.820	1.832.561	1.386.024	1.331.866	59,7%	51,4%	63,0%	84,7%	89,9%
11	PT Sompo Insurance Indonesia	336.777	504.223	672.665	803.529	1.185.811	653.334	811.595	935.440	1.169.483	1.303.232	51,5%	62,1%	71,9%	68,7%	91,0%
12	PT QBE General Insurance Indonesia	217.346	320.861	411.546	690.394	767.592	284.270	453.047	584.343	629.486	896.411	76,5%	70,8%	70,4%	109,7%	85,6%
13	PT Asuransi Samsung Tugu	236.929	273.736	306.639	334.169	348.664	95.463	568.600	516.854	365.632	310.428	248,2%	48,1%	59,3%	91,4%	112,3%
14	PT Asuransi Tokio Marine Indonesia	918.887	970.471	1.117.697	1.072.195	1.171.093	626.422	811.936	1.621.844	1.263.762	929.939	146,7%	119,5%	68,9%	84,8%	125,9%
15	PT Zurich Insurance Indonesia	394.794	391.607	284.713	505.839	548.376	227.085	423.069	443.028	334.264	312.186	173,9%	92,6%	64,3%	151,3%	175,7%
16	PT Asuransi Bina Dana Arta Tbk.	1.596.559	2.183.405	2.278.132	2.330.417	2.498.979	1.248.053	1.366.751	1.517.193	1.441.890	1.466.663	127,9%	159,8%	150,2%	161,6%	170,4%
17	PT Asuransi FPG Indonesia	248.103	272.380	290.168	318.690	302.382	132.346	678.192	812.657	915.044	937.314	187,5%	40,2%	35,7%	34,8%	32,3%
18	PT Lippo General Insurance Tbk.	1.229.289	1.479.300	1.445.580	1.358.562	1.345.530	513.139	738.061	786.645	909.322	1.076.145	239,6%	200,4%	183,8%	149,4%	125,0%
19	PT Asuransi Parolamas	69.280	61.771	42.250	44.010	51.807	122.968	150.808	175.965	99.712	80.649	56,3%	41,0%	24,0%	44,1%	64,2%
20	PT Asuransi Ramayana Tbk.	466.216	476.218	481.892	518.180	479.684	790.027	960.674	937.603	880.866	812.667	59,0%	49,6%	51,4%	58,8%	59,0%
21	PT Fairfax Insurance Indonesia**	83.318	271.991	311.082	354.127	-	29.249	39.707	322.304	-	-	284,9%	685,0%	96,5%	-	-
22	PT Asuransi Harta Aman Pratama Tbk.	95.080	90.526	121.885	82.643	45.466	173.775	215.635	247.349	169.388	161.609	54,7%	42,0%	49,3%	48,8%	28,1%
23	PT Asuransi Multi Artha Guna Tbk.	1.314.192	1.465.507	2.091.446	1.280.668	1.420.716	281.588	288.278	588.516	1.100.119	1.344.744	466,7%	508,4%	355,4%	116,4%	105,6%
	JUMLAH / *SUB TOTAL*	11.205.769	13.455.427	15.299.967	15.283.804	16.707.955	10.783.365	14.557.308	17.104.928	15.725.472	16.036.380	94,9%	84,7%	80,4%	96,3%	104,2%
	PERUSAHAAN REASURANSI *REINSURANCE COMPANIES*															
1	PT Reasuransi Indonesia Utama	1.276.832	2.578.872	3.112.102	4.296.646	4.772.974	1.161.559	1.376.147	1.946.021	2.557.329	3.148.202	109,9%	187,4%	159,9%	168,0%	151,6%
2	PT Maskapai Reasuransi Indonesia	639.879	709.856	834.669	1.036.785	1.639.084	455.248	628.076	695.534	878.002	1.201.368	140,6%	113,0%	120,0%	118,1%	136,4%
3	PT Reasuransi Nasional Indonesia	983.472	1.350.683	2.070.458	2.156.903	2.248.837	1.158.975	1.941.571	2.628.403	2.997.286	2.504.721	84,9%	69,6%	78,8%	72,0%	89,8%
4	PT Tugu Reasuransi Indonesia	828.423	1.056.368	1.204.727	1.291.937	1.504.283	1.045.382	1.272.150	1.458.417	1.722.920	2.117.391	79,2%	83,0%	82,6%	75,0%	71,0%
5	PT Reasuransi Maipark Indonesia	200.182	257.537	329.213	388.186	440.015	97.396	125.715	118.675	104.509	116.719	205,5%	204,9%	277,4%	371,4%	377,0%
6	PT Reasuransi Nusantara Makmur	-	-	-	-	344.531	-	-	-	-	49.584	-	-	-	-	694,8%
	JUMLAH / *SUB TOTAL*	3.928.788	5.953.315	7.551.170	9.170.457	10.949.724	3.918.560	5.343.659	6.847.050	8.260.045	9.137.985	100,3%	111,4%	110,3%	111,0%	119,8%
	JUMLAH SELURUHNYA / *GRAND TOTAL*	49.360.563	59.434.420	65.415.661	68.814.191	75.569.853	42.544.974	56.611.119	61.610.386	60.245.919	59.748.604	116,0%	105,0%	106,2%	114,2%	126,5%

Keterangan / *Notes* :
*) Tidak Menyampaikan Laporan / *Have Not Submitted Annual Report*
**) Pencabutan Izin Usaha / *Licenses Have Been Removed*

PERUSAHAAN ASURANSI UMUM & REASURANSI - KONVENSIONAL
NON LIFE INSURANCE & REINSURANCE COMPANIES - CONVENTIONAL

TABEL: 2.6 / TABLE: 2.6
NERACA GABUNGAN PER 31 DESEMBER 2017
CONSOLIDATED BALANCE SHEET AS AT DECEMBER 31, 2017

NO	KEKAYAAN *ASSETS*	JUMLAH *TOTAL*	NO	KEWAJIBAN DAN MODAL SENDIRI *LIABILITIES AND EQUITIES*	JUMLAH *TOTAL*
I.	**INVESTASI (*INVESTMENTS*)**		**I.**	**UTANG (*PAYABLES*)**	
1	Deposito Berjangka (*Time Deposit*)	25.550.434	1	Utang Klaim (*Claim Payable*)	2.037.826
2	Sertifikat Deposito (*Certificate of Deposit*)	468.241	2	Utang Koasuransi (*Coinsurance Payable*)	1.049.118
3	Saham (*Stocks*)	4.185.121	3	Utang Reasuransi (*Reinsurance Payable*)	8.819.062
4	Obligasi Korporasi (*Corporate Bonds*)	9.936.513	4	Utang Komisi (*Commission Payable*)	1.699.529
5	MTN (*Medium Term Notes*)	140.707	5	Utang Pajak (*Tax Payable*)	383.656
6	Surat Berharga yang Diterbitkan oleh Negara RI	10.458.639	6	Biaya Yang Masih harus Dibayar (*Accrued Expenses*)	2.285.323
	(*Marketable Securities Issued by Government*)		7	Utang Lain (*Other Payables*)	11.474.456
7	Surat Berharga yang Diterbitkan oleh Negara selain RI	-			
	(*Marketable Securities Issued by Non Government*)				
8	Surat Berharga yang Diterbitkan oleh Bank Indonesia	-	**8**	**Jumlah Utang (*Total Payables*)**	**27.748.970**
	(*Marketable Securities Issued by Central Bank*)				
9	Surat Berharga yang Diterbitkan oleh Lembaga Multinasional	-			
	(*Marketable Securities Issued by Multinational*)				
10	Reksadana (*Mutual Fund*)	15.863.240	II.	CADANGAN TEKNIS (*TECHNICAL RESERVES*)	
11	Kontrak Investasi Kolektif Efek Beragun Aset	15.144			
	(*Col. Investment Contract- Asset Backed Security*)		9	Cadangan Premi (*Premium Reserves*)	9.694.912
12	Dana Investasi Real Estat (*Real Estate Inv. Fund*)	-	10	CAPYBMP (*Unearned Premium Reserves*)	23.784.365
13	*Repurchase Aggreement (REPO)*	-	11	Cadangan Klaim (*Claim Reserves*)	26.189.153
14	Penyertaan Langsung (*Direct Placement*)	7.284.816	12	Cadangan Atas Risiko Bencana (*Catasthropic Reserve*)	80.175
15	Bangunan dengan Hak Strata atau Tanah dengan Bangunan untuk Investasi	850.936			
	(*Property Investment*)		13	**Jumlah Cadangan Teknis (*Total Technical Reserves*)**	**59.748.604**
16	Pembiayaan Kerjasama dengan Pihak Lain dalam Bentuk Pemberian Kredit (*Executing*)	304.158			
17	Emas Murni (*Gold*)	63			
18	Pinjaman yang Dijamin dengan Hak Tanggungan (*Mortgage*)	42.213			
19	Pinjaman Polis (*Polis Receivable*)	-			
20	Investasi Lain (*Other Investments*)	469.628			
21	**Jumlah Investasi (*Total Investments*)**	**75.569.853**	**14**	**Jumlah Kewajiban (*Total Liabilities*)**	**87.497.574**
			15	Pinjaman Subordinasi (*Subordinated Loans*)	716.305
II.	**BUKAN INVESTASI (*NON INVESTMENTS*)**		**III.**	**MODAL SENDIRI (*EQUITIES*)**	
22	Kas dan Bank (*Cash and Bank*)	4.831.424			
23	Tagihan Premi Penutupan Langsung (*Direct Premium Receivable*)	17.474.812	16	Modal Disetor (*Paid Up Capital*)	21.283.762
24	Tagihan Premi Reasuransi (*Reinsurance Premium Receivable*)	3.476.729	17	Agio Saham (*Additional Paid in Capital*)	1.254.861
25	Aset Reasuransi (*Reinsurance Assets*)	28.536.136	18	Saldo Laba (*Profit/Loss*)	28.228.158
26	Tagihan Klaim Koasuransi (*Coinsurance Claim Receivable*)	840.185	19	Komponen ekuitas lainnya (*Other Equity Component*)	8.136.469
27	Tagihan Klaim Reasuransi (Reinsurance Claim Receivable)	3.187.551			
28	Tagihan Investasi (*Investment Receivable*)	138.778			
29	Tagihan Hasil Investasi (*Investment Yield Receivable*)	452.579			
30	Bangunan dengan Hak Strata atau Tanah dengan Bangunan untuk Dipakai Sendiri	3.142.854			
	(*Property*)				
31	Biaya Akuisisi yang Ditangguhkan (*Deffered Acquisition Cost*)	413.479			
32	Aset Tetap Lain (*Other Fixed Assets*)	1.063.018			
33	Aset Lain (*Other Assets*)	7.989.731			
34	**Jumlah Bukan Investasi (*Total Non Investments*)**	**71.547.275**	**21**	**Jumlah Modal Sendiri (*Total Equities*)**	**58.903.250**
35	**JUMLAH ASET (*TOTAL ASSETS*)**	**147.117.128**	**22**	**JUMLAH KEWAJIBAN & MODAL SENDIRI (*TOTAL LIAB. & EQ.*)**	**147.117.128**

PERUSAHAAN ASURANSI UMUM & REASURANSI - KONVENSIONAL

NON LIFE INSURANCE & REINSURANCE COMPANIES - CONVENTIONAL

TABEL : 2.7 / TABLE: 2.7

LAPORAN LABA RUGI GABUNGAN TAHUN 2017

CONSOLIDATED INCOME STATEMENT IN 2017

Dalam Jutaan Rupiah / *In Million Rupiah*

NO.	KETERANGAN / *DESCRIPTION*	JUMLAH / *TOTAL*
	Pendapatan Premi Neto *(Net Premium Income)*	
	Premi Bruto *(Gross Premium)*	
1	a. Premi Penutupan Langsung *(Direct Premium)*	59.751.657
2	b. Premi Penutupan Tidak Langsung *(In-direct Premium)*	20.605.482
3	**Jumlah Pendapatan Premi *(Total Premium Earned)***	**80.357.139**
4	Komisi Dibayar (Commission)	12.590.648
5	**Jumlah Premi Bruto *(Total Gross Premium)***	**67.766.491**
6	**Premi Reasuransi *(Reinsurance Premium)***	
7	a. Premi Reasuransi Dibayar *(Reinsurance Premium Paid)*	34.669.953
8	b. Komisi Reasuransi Diterima *(Reinsurance Commission)*	5.208.770
9	**Jumlah Premi Reasuransi *(Total Reinsurance Premium)***	**29.461.183**
10	a. Penurunan (Kenaikan) Cadangan Premi (*Decrease (Increase) in Premium Reserve*)	(634.297)
11	b. Penurunan (Kenaikan) CAPYBMP (*Decrease (Increase) in Unearned Premium Reserve*)	(211.307)
12	c. Penurunan (Kenaikan) Cadangan atas Risiko Bencana (*Decrease (Increase) in Catasthropic Reserve*)	(44.005)
13	**Penurunan (Kenaikan) Cadangan Teknis (*Decrease (Increase) in Technical Reserve*)**	(889.608)
14	**Jumlah Pendapatan Premi Neto *(Total Nett Premium Income)***	**37.415.700**
15	Pendapatan Underwriting Lain Neto *(Nett Other Underwriting Income)*	104.455
16	**PENDAPATAN UNDERWRITING *(UNDERWRITING INCOME)***	**37.520.155**
17	**Beban Klaim *(Claim Expenses)***	
18	a. Klaim Bruto *(Gross Claims)*	33.819.759
19	b. Klaim Reasuransi *(Reinsurance Recoveries)*	11.895.741
20	c. Kenaikan (Penurunan) Cadangan Klaim *(Increase (Decrease) in Claim Reserve)*	1.102.476
21	**Jumlah Beban Klaim *(Total Claim Expenses)***	**23.026.494**
22	Beban Underwriting Lain Neto *(Nett Other Underwriting Expenses)*	1.004.263
23	**BEBAN UNDERWRITING *(UNDERWRITING EXPENSES)***	**24.030.757**
24	**HASIL UNDERWRITING *(UNDERWRITING RESULT)***	**13.489.397**
25	Hasil Investasi *(Investment Yields)*	5.217.037
26	**Beban Usaha *(Operating Expenses)***	
27	a. Beban Pemasaran (*Marketing Expenses*)	1.848.270
28	b. Beban Pegawai dan Pengurus *(Employee Expenses)*	5.313.237
29	c. Beban Pendidikan dan Pelatihan (*Education and Training Expenses*)	267.452
30	d. Beban Umum dan Administrasi Lainnya (*Other General and Administration Expenses*)	4.321.227
31	e. Biaya Terkait Estimasi Kecelakaan Diri (*Estimation for PA Expenses*)	-
32	f. Biaya Manajemen (*Management Expenses*)	-
33	**Jumlah Beban Usaha (*Total Operating Expenses*)**	**11.750.186**
34	**LABA (RUGI) USAHA ASURANSI (*PROFIT (LOSS) INSURANCE BUSINESS*)**	**6.956.248**
35	Hasil (Beban) Lain (*Other Income (Expenses)*)	(185.790)
36	**LABA SEBELUM PAJAK (*INCOME BEFORE TAX*)**	**6.770.458**
37	Pajak Penghasilan (*Tax*)	817.526
38	**LABA SETELAH PAJAK (*INCOME AFTER TAX*)**	**5.952.932**
39	PENDAPATAN KOMPREHENSIF LAIN (*OTHER COMPREHENSIVE INCOME*)	12.433
40	**JUMLAH LABA (RUGI) KOMPREHENSIF (*TOTAL COMPREHENSIVE INCOME (LOSS)*)**	**5.965.366**

Keterangan / *Notes* :
*) CAPYBMP = Cadangan Atas Premi Yang Belum Merupakan Pendapatan

PERUSAHAAN ASURANSI UMUM & REASURANSI - KONVENSIONAL

NON LIFE INSURANCE & REINSURANCE COMPANIES - CONVENTIONAL

TABEL : 2.8 / TABLE: 2.8

NERACA GABUNGAN PER 31 DESEMBER 2013 - 2017

THE CONSOLIDATED BALANCE SHEET AS AT DECEMBER 31, 2013 - 2017

Dalam Jutaan Rupiah / *In Million Rupiah*

	KEKAYAAN / *ASSETS*	2013	2014	2015	2016	2017
I.	**INVESTASI** (*INVESTMENTS*)					
1	Deposito Berjangka (*Time Deposit*)	23.827.836	30.679.088	31.605.565	26.547.007	25.550.434
2	Sertifikat Deposito (*Certificate of Deposit*)					468.241
3	Saham (*Stocks*)	11.042.711	4.031.510	4.370.988	4.109.669	4.185.121
4	Obligasi Korporasi (*Corporate Bonds*)	7.248.863	7.220.786	8.577.025	9.666.738	9.936.513
5	MTN (*Medium Term Notes*)					140.707
6	Surat Berharga yang Diterbitkan oleh Negara RI (*Marketable Sec. Issued by Government/BI*)	3.745.501	2.669.928	3.201.992	8.397.120	10.458.639
7	Surat Berharga yang Diterbitkan oleh Negara Selain Negara RI (*Marketable Securities Issued by Non Government*)	4.552	-	-	-	-
8	Surat Berharga yang Diterbitkan oleh Bank Indonesia (*Marketable Securities Issued by Central Bank*)	-	-	-	-	-
9	Surat Berharga yang Diterbitkan oleh Lembaga Multinasional (*Marketable Sec. Issued by Multinational*)	4.824	4.951	-	-	-
10	Reksadana (Mutual Fund)	6.507.556	8.430.328	9.579.238	11.395.293	15.863.240
11	Kontrak Investasi Kolektif Efek Beragun Aset (*Asset Backed Security*)	10.254	10.576	14.056	40.323	15.144
12	Dana Investasi Real Estat (*Real Estate Investment Fund*)	-	0	-	-	-
13	Repurchase Aggreement (REPO)					-
14	Penyertaan Langsung (*Direct Placement*)	5.121.218	6.123.754	8.004.745	7.156.815	7.284.816
15	Bangunan dengan Hak Strata atau Tanah dengan Bangunan untuk Investasi (*Property Investment*)	296.111	686.249	774.834	893.732	850.936
16	Pembelian Piutang untuk Perusahaan Pembiayaan dan/atau Bank (*Refinancing*)	-	-	60.000	96.000	
17	Pembiayaan Kerjasama dengan Pihak Lain dalam Bentuk Pemberian Kredit (*Executing*)					304.158
18	Emas Murni (*Gold*)	4.846	4.806	164	50	63
19	Pinjaman yang Dijamin dengan Hak Tanggungan (*Mortgage*)	17.389	20.020	46.452	46.343	42.213
20	Pinjaman Polis (*Polis Receivable*)					-
21	Investasi Lain (*Other Investments*)	623.667	673.919	667.588	465.102	469.628
22	Jumlah Investasi (*Total Investments*)	58.455.328	60.555.914	66.902.646	68.814.191	75.569.853
II	**BUKAN INVESTASI** (*NON INVESTMENTS*)					
23	Kas dan Bank (Cash and Bank)	2.456.558	3.432.084	4.735.496	3.811.841	4.831.424
24	Tagihan Premi Penutupan Langsung (Direct Premium Receivable)	10.329.347	14.656.125	14.713.021	16.867.311	17.474.812
25	Tagihan Premi Reasuransi (Reinsurance Premium Receivable)					3.476.729
26	Aset Reasuransi (Reinsurance Assets)					28.536.136
27	Tagihan Klaim Koasuransi (Coinsurrance Claim Receivable)	392.933	406.231	430.569	482.548	840.185
28	Tagihan Klaim Reasuransi (Reinsurance Claim Receivable)	25.852.050	35.600.360	37.825.241	36.026.377	3.187.551
29	Tagihan Investasi (Investment Receivable)	204.090	327.228	89.891	68.476	138.778
30	Tagihan Hasil Investasi (Investment Yield Receivable)	240.682	259.464	277.566	339.342	452.579
31	Pinjaman Polis (Polis Receivable)					
32	Bangunan dengan Hak Strata atau Tanah dengan Bangunan untuk Dipakai Sendiri (Non Investment Property)	1.702.238	1.951.365	2.626.970	2.978.895	3.142.854
33	Biaya Akuisisi yang Ditangguhkan (Deffered Acquisition Cost)					413.479
34	Aset Tetap Lain (Other Fixed Assets)	759.249	855.699	909.627	935.248	1.063.018
35	Aset Lain (Other Assets)	3.206.194	4.404.170	5.360.414	7.263.789	7.989.731
36	Jumlah Bukan Investasi (Total Non Investments)	45.143.340	61.892.726	66.968.795	68.773.828	71.547.275
37	**JUMLAH ASET** (*TOTAL ASSETS*)	103.598.668	122.448.640	133.871.441	137.588.019	147.117.128

	KEKAYAAN / *ASSETS*	2013	2014	2015	2016	2017
LIABILITAS DAN EKUITAS / *LIABILITIES AND EQUITIES*						
I.	**UTANG (*PAYABLES*)**					
1	Utang Klaim (*Claim Payable*)	1.212.360	1.957.155	1.625.891	2.017.003	2.037.826
2	Utang Koasuransi (*Coinsurance Payable*)	488.544	563.886	493.794	612.173	1.049.118
3	Utang Reasuransi (*Reinsurance Payable*)	5.060.427	7.257.324	6.851.985	7.627.111	8.819.062
4	Utang Komisi (*Commission Payable*)	1.023.611	1.453.813	1.560.960	1.458.056	1.699.529
5	Utang Pajak (*Tax Payable*)	492.327	495.001	489.443	377.523	383.656
6	Biaya Yang Masih Hrs Dibayar (*Accrued Expenses*)	1.184.068	1.371.938	1.448.004	2.144.245	2.285.323
7	Utang Lain (*Other Payables*)	8.409.920	9.457.869	9.561.962	9.687.639	11.474.456
8	Jumlah Utang (*Total Payables*)	17.871.255	22.556.986	22.032.039	23.923.751	27.748.970
II.	**CADANGAN TEKNIS (*TECHNICAL RESERVES*)**					
9	Cadangan Premi (*Premium Reserve*)	4.339.441	5.878.694	6.547.199	8.320.751	9.694.912
10	CAPYBMP(*Unearned Premium Reserves*)	17.328.668	21.222.632	23.092.563	23.913.011	23.784.365
11	Cadangan Klaim (Claim Reserves)	22.108.812	29.953.557	31.970.624	28.012.157	26.189.153
12	Cadangan Atas Risiko Bencana (Catasthropic Reserve)					80.175
13	Jumlah Cadangan Teknis (Total Technical Reserves)	43.776.922	57.054.883	61.610.386	60.245.919	59.748.604
14	Jumlah Liabilitas (Total Liabilities)	61.648.177	79.611.869	83.642.425	84.169.669	87.497.574
15	Pinjaman Subordinasi (Subordinated Loans)	76.915	1.212.561	752.007	662.863	716.305
III.	**EKUITAS (*EQUITIES*)**					
16	Modal Disetor (*Paid Up Capital*)	14.609.846	16.661.272	18.273.810	19.724.594	21.283.762
17	Agio Saham (*Additional Paid in Capital*)	542.280	605.673	714.678	850.244	1.254.861
18	Saldo Laba (*Profit/Loss*)	19.830.777	17.315.868	22.366.190	24.056.433	28.228.158
19	Komponen Ekuitas Lainnya (*Other Equity Component*)	6.890.673	7.041.396	8.122.330	8.124.216	8.136.469
20	Jumlah Ekuitas (*Total Equities*)	41.873.576	41.624.209	49.477.008	52.755.487	58.903.250
21	**JUMLAH LIABILITAS & EKUITAS** (*TOTAL LIAB. & EQ.*)	103.598.668	122.448.640	133.871.441	137.588.019	147.117.128

PERUSAHAAN ASURANSI UMUM & REASURANSI - KONVENSIONAL

NON LIFE INSURANCE & REINSURANCE COMPANIES - CONVENTIONAL

TABEL : 2.9 / TABLE : 2.9

LAPORAN LABA/RUGI GABUNGAN TAHUN 2013 - 2017

THE CONSOLIDATED OF INCOME STATEMENT IN 2013 - 2017

Dalam Jutaan Rupiah / *In Million Rupiah*

NO.	KETERANGAN / *DESCRIPTION*	2013	2014	2015	2016	2017
	Pendapatan Premi Neto (*Net Premium Income***)**					
	Premi Bruto (*Gross Premium***)**					
1	a. Premi Penutupan Langsung (*Direct Premium*)	43.501.959	51.756.955	55.183.050	57.655.931	59.751.657
2	b. Premi Penutupan Tidak Langsung (*In-direct Premium*)	7.874.476	10.175.288	13.052.080	17.847.098	20.605.482
3	Jumlah Pendapatan Premi (*Total Premium Earned*)	51.376.435	61.932.243	68.235.130	75.503.029	80.357.139
3	Komisi Dibayar (*Commission*)	6.819.081	8.843.538	9.950.057	11.764.327	12.590.648
4	Jumlah Premi Bruto (*Total Gross Premium*)	44.557.354	53.088.705	58.285.074	63.738.702	67.766.491
5	Premi Reasuransi (*Reinsurance Premium*)					
6	a. Premi Reasuransi Dibayar (*Reinsurance Premium Paid*)	20.272.119	24.466.408	27.736.019	32.997.810	34.669.953
7	b. Komisi Reasuransi Diterima (*Reinsurance Commission*)	2.882.380	3.545.234	4.379.142	5.061.500	5.208.770
8	Jumlah Premi Reasuransi (*Total Reinsurance Premium*)	17.389.739	20.921.173	23.356.877	27.936.311	29.461.183
9	a. Penurunan (Kenaikan) Cadangan Premi (*Decrease (Increase) in Premium Reserve*)					(634.297)
10	b. Penurunan (Kenaikan) CAPYBMP (*Decrease (Increase) in Unearned Premium Reserve*)					(211.307)
11	c. Penurunan (Kenaikan) Cadangan atas Risiko Bencana (*Decrease (Increase) in Catasthropic Reserve*)					(44.005)
12	Penurunan (Kenaikan) Cadangan Teknis (*Decrease (Increase) in Technical Reserve*)	(3.264.804)	(2.385.945)	(1.450.498)	(719.637)	(889.608)
13	Jumlah Pendapatan Premi Neto (*Total Nett Premium Income*)	23.902.810	29.781.586	33.477.699	35.082.755	37.415.700
14	Pendapatan Underwriting Lain Neto (*Nett Other Underwriting Income*)	126.396	86.974	80.161	84.300	104.455
15	PENDAPATAN UNDERWRITING (*UNDERWRITING INCOME*)	24.029.206	29.868.560	33.557.859	35.167.054	37.520.155
16	Beban Klaim (*Claim Expenses*)					
17	a. Klaim Bruto (*Gross Claims*)	20.725.210	27.010.416	32.314.670	32.954.406	33.819.759
18	b. Klaim Reasuransi (*Reinsurance Recoveries*)	6.590.633	9.706.060	11.930.393	11.734.010	11.895.741
19	c. Kenaikan (Penurunan) Cadangan Klaim (*Increase (Decrease) in Claim Reserve*)	1.252.079	1.448.127	818.549	(107.454)	1.102.476
20	Jumlah Beban Klaim (*Total Claim Expenses*)	15.386.656	18.752.484	21.202.827	21.112.943	23.026.494
21	Beban Underwriting Lain Neto (*Nett Other Underwriting Expenses*)	444.473	563.344	628.775	987.987	1.004.263
22	BEBAN UNDERWRITING (*UNDERWRITING EXPENSES*)	15.831.129	19.315.828	21.831.602	22.100.930	24.030.757
23	HASIL UNDERWRITING (*UNDERWRITING RESULT*)	8.198.077	10.552.733	11.726.258	13.066.125	13.489.397
24	Hasil Investasi (*Investment Yields*)	4.213.583	4.172.855	4.795.455	4.853.107	5.217.037
25	Beban Usaha (*Operating Expenses*)					
26	a. Beban Pemasaran (*Marketing Expenses*)	1.023.789	942.638	1.946.947	2.123.736	1.848.270
27	b. Beban Pegawai dan Pengurus (*Employee Expenses*)	3.364.736	4.259.729	3.780.041	4.239.042	5.313.237
28	c. Beban Pendidikan dan Pelatihan (*Education and Training Expenses*)	178.125	218.919	617.192	482.867	267.452
29	d. Beban Umum dan Administrasi Lainnya (*Other General and Administration Expenses*)	2.543.744	2.847.220	3.286.118	3.906.234	4.321.227
30	e. Biaya Terkait Estimasi Kecelakaan Diri (*Estimation for PA Expenses*)					-
31	f. Biaya Manajemen (*Management Expenses*)					-
32	Jumlah Beban Usaha (*Total Operating Expenses*)	7.110.394	8.268.507	9.630.298	10.751.879	11.750.186
33	LABA (RUGI) USAHA ASURANSI (*PROFIT (LOSS) INSURANCE BUSINESS*)	5.301.266	6.457.081	6.891.415	7.167.352	6.956.248
34	Hasil (Beban) Lain (Other Income (*Expenses*))	680.811	182.237	611.414	(311.313)	(185.790)
35	LABA SEBELUM PAJAK (*INCOME BEFORE TAX*)	5.982.077	6.639.317	7.502.829	6.856.040	6.770.458
36	Pajak Penghasilan (*Tax*)	939.462	874.921	929.861	939.689	817.526
37	LABA SETELAH PAJAK (*INCOME AFTER TAX*)	5.042.615	5.764.396	6.572.968	5.916.351	5.952.932
38	PENDAPATAN KOMPREHENSIF LAIN (*OTHER COMPREHENSIVE INCOME*)	1.063.214	898.468	89.838	(223.605)	12.433
39	**JUMLAH LABA (RUGI) KOMPREHENSIF** (*TOTAL COMPREHENSIVE INCOME (LOSS)*)	6.105.829	6.662.864	6.662.805	5.692.746	5.965.366

Keterangan:

*) CAPYBMP = Cadangan Atas Premi Yang Belum Merupakan Pendapatan

PERUSAHAAN ASURANSI UMUM & REASURANSI - KONVENSIONAL

NON LIFE INSURANCE & REINSURANCE COMPANIES - CONVENTIONAL

TABEL: 2.10/TABLE: 2.10

REKAPITULASI PREMI, KLAIM DAN KOMISI TAHUN 2017

RECAPITULATION OF PREMIUMS, CLAIMS AND COMMISSIONS YEAR 2017

Lini Usaha : Seluruh Cabang

Line of Business : All Branch

Dalam Jutaan Rupiah / *In Million Rupiah*

NO	URAIAN *DESCRIPTION*	REASURANSI DAN KOMISI / *REINSURANCE AND COMMISSION*							
		POS LANGSUNG *DIRECT BUSINESS*	INWARD			OUTWARD			JUMLAH *TOTAL (3+4+5+6-7-8-9)*
			DALAM NEGERI *DOMESTIC*	ASEAN *ASEAN*	LAINNYA *OTHER*	DALAM NEGERI *DOMESTIC*	ASEAN *ASEAN*	LAINNYA *OTHER*	
(1)	(2)	(3)	(4)	(5)	(6)	(7)	(8)	(9)	(10)
1	Premi Dicatat / Premium Written	59.672.263	18.036.692	2.075.782	216.532	18.608.453	9.666.609	6.002.270	45.723.937
2	Komisi / Commission	8.377.844	3.908.147	154.002	47.537	3.072.077	1.168.729	826.521	7.420.203
3	CAPYBMP / Unearned Premium Reserve:								
	a. Tahun Lalu / Previous Year	25.905.883	7.830.379	901.172	94.004	8.078.601	4.196.624	2.605.802	19.850.411
	b. Tahun Berjalan / Current Year	27.229.190	8.230.365	947.205	98.806	8.491.267	4.410.993	2.738.910	20.864.397
4	Premi Diterima / Premium Earned (1-2+3a-3b)	49.971.112	13.728.558	1.875.748	164.194	15.123.711	8.283.511	5.042.641	37.289.749
5	Klaim Dibayar / Claims Paid	25.666.980	7.479.966	305.474	223.603	6.356.149	2.271.174	3.122.598	21.926.101
6	Beban Penyesuaian Kerugian / Loss Adj. Expenses	-	-	-	-	-	-	-	-
7	Klaim Outstanding / Outstanding Claim:								
	a. Tahun Lalu / Previous Year	2.836.673	826.674	33.760	24.712	702.471	251.006	345.105	2.423.237
	b. Tahun Berjalan / Current Year	3.974.676	1.158.315	47.304	34.626	984.285	351.704	483.552	3.395.380
8	Klaim yang Terjadi / Claims Incurred (5+6-7a+7b)	26.804.983	7.811.607	319.018	233.517	6.637.963	2.371.872	3.261.046	22.898.244
9	Surplus Underwriting / Surplus Underwriting (4-8)	23.166.129	5.916.951	1.556.730	(69.323)	8.485.747	5.911.639	1.781.595	14.391.505

USAHA ASURANSI UMUM & REASURANSI

NON LIFE INSURANCE & REINSURANCE BUSINESS

TABEL: 2.10.1/TABLE: 2.10.1

REKAPITULASI PREMI, KLAIM DAN KOMISI TAHUN 2017

RECAPITULATION OF PREMIUMS, CLAIMS AND COMMISSIONS YEAR 2017

Lini Usaha : PERUSAHAAN ASURANSI UMUM NASIONAL

Line of Business : NATIONAL NON LIFE INSURANCE COMPANIES

Dalam Jutaan Rupiah / *In Million Rupiah*

NO	URAIAN *DESCRIPTION*	REASURANSI DAN KOMISI / *REINSURANCE AND COMMISSION*							
		POS LANGSUNG *DIRECT BUSINESS*	INWARD			OUTWARD			JUMLAH *TOTAL (3+4+5+6-7-8-9)*
			DALAM NEGERI *DOMESTIC*	ASEAN *ASEAN*	LAINNYA *OTHER*	DALAM NEGERI *DOMESTIC*	ASEAN *ASEAN*	LAINNYA *OTHER*	
(1)	(2)	(3)	(4)	(5)	(6)	(7)	(8)	(9)	(10)
1	Premi Dicatat / Premium Written	43.897.469	2.148.928	821.036	57.979	13.624.080	3.841.366	2.846.963	26.613.003
2	Komisi / Commission	6.227.714	307.207	7.193	13.069	2.087.290	389.312	241.984	3.836.598
3	CAPYBMP / Unearned Premium Reserve:								
	a. Tahun Lalu / Previous Year	18.468.184	904.080	345.419	24.392	5.731.812	1.616.108	1.197.751	11.196.405
	b. Tahun Berjalan / Current Year	19.649.676	961.918	367.517	25.953	6.098.501	1.719.498	1.274.376	11.912.688
4	Premi Diterima / Premium Earned (1-2+3a-3b)	36.488.264	1.783.883	791.745	43.349	11.170.101	3.348.665	2.528.354	22.060.121
5	Klaim Dibayar / Claims Paid	18.685.112	1.041.411	4.741	55.470	4.899.846	960.766	1.970.571	11.955.552
6	Beban Penyesuaian Kerugian / Loss Adj. Expenses	-	-	-	-	-	-	-	-
7	Klaim Outstanding / Outstanding Claim:								
	a. Tahun Lalu / Previous Year	946.848	52.772	240	2.811	248.294	48.686	99.857	605.835
	b. Tahun Berjalan / Current Year	1.631.820	90.949	414	4.844	427.917	83.906	172.095	1.044.110
8	Klaim yang Terjadi / Claims Incurred (5+6-7a+7b)	19.370.085	1.079.587	4.915	57.504	5.079.468	995.986	2.042.810	12.393.827
9	Surplus Underwriting / Surplus Underwriting (4-8)	17.118.179	704.296	786.829	(14.155)	6.090.633	2.352.679	485.544	9.666.294

USAHA ASURANSI UMUM & REASURANSI
NON LIFE INSURANCE & REINSURANCE BUSINESS

TABEL: 2.10.2/TABLE: 2.10.2
REKAPITULASI PREMI, KLAIM DAN KOMISI TAHUN 2017
RECAPITULATION OF PREMIUMS, CLAIMS AND COMMISSIONS YEAR 2017
Lini Usaha : PERUSAHAAN ASURANSI UMUM PATUNGAN
Line of Business : JOINT VENTURE NON LIFE INSURANCE COMPANIES

Dalam Jutaan Rupiah / *In Million Rupiah*

NO	URAIAN *DESCRIPTION*	POS LANGSUNG *DIRECT BUSINESS*	REASURANSI DAN KOMISI / *REINSURANCE AND COMMISSION*						
			INWARD			OUTWARD			
			DALAM NEGERI *DOMESTIC*	ASEAN *ASEAN*	LAINNYA *OTHER*	DALAM NEGERI *DOMESTIC*	ASEAN *ASEAN*	LAINNYA *OTHER*	JUMLAH *TOTAL (3+4+5+6-7-8-9)*
(1)	(2)	(3)	(4)	(5)	(6)	(7)	(8)	(9)	(10)
1	Premi Dicatat / Premium Written	15.774.794	866.197	32.106	29.986	3.406.227	1.226.973	2.830.525	9.239.358
2	Komisi / Commission	2.150.130	244.305	7.291	927	803.183	177.279	507.133	915.058
3	CAPYBMP / Unearned Premium Reserve:								
	a. Tahun Lalu / Previous Year	9.460.272	519.466	19.254	17.983	2.042.742	735.826	1.697.489	5.540.918
	b. Tahun Berjalan / Current Year	9.648.005	529.774	19.636	18.339	2.083.279	750.428	1.731.174	5.650.874
4	Premi Diterima / Premium Earned (1-2+3a-3b)	13.436.931	611.584	24.433	28.701	2.562.506	1.035.092	2.289.706	8.214.345
5	Klaim Dibayar / Claims Paid	6.981.868	435.166	20.292	96.201	1.180.345	572.857	1.082.840	4.697.485
6	Beban Penyesuaian Kerugian / Loss Adj. Expenses	-	-	-	-	-	-	-	-
7	Klaim Outstanding / Outstanding Claim:								
	a. Tahun Lalu / Previous Year	1.392.287	86.779	4.047	19.184	235.378	114.236	215.934	936.748
	b. Tahun Berjalan / Current Year	1.721.797	107.316	5.004	23.724	291.085	141.272	267.039	1.158.446
8	Klaim yang Terjadi / Claims Incurred (5+6-7a+7b)	7.311.377	455.704	21.250	100.741	1.236.052	599.893	1.133.945	4.919.183
9	Surplus Underwriting / Surplus Underwriting (4-8)	6.125.554	155.880	3.183	(72.040)	1.326.455	435.200	1.155.761	3.295.162

USAHA ASURANSI UMUM & REASURANSI
NON LIFE INSURANCE & REINSURANCE BUSINESS

TABEL: 2.10.3/TABLE: 2.10.3
REKAPITULASI PREMI, KLAIM DAN KOMISI TAHUN 2017
RECAPITULATION OF PREMIUMS, CLAIMS AND COMMISSIONS YEAR 2017
Lini Usaha : PERUSAHAAN REASURANSI
Line of Business : REINSURANCE COMPANIES

Dalam Jutaan Rupiah / *In Million Rupiah*

NO	URAIAN *DESCRIPTION*	REASURANSI DAN KOMISI / *REINSURANCE AND COMMISSION*							
		POS LANGSUNG *DIRECT BUSINESS*	INWARD			OUTWARD			JUMLAH *TOTAL (3+4+5+6-7-8-9)*
			DALAM NEGERI *DOMESTIC*	ASEAN *ASEAN*	LAINNYA *OTHER*	DALAM NEGERI *DOMESTIC*	ASEAN *ASEAN*	LAINNYA *OTHER*	
(1)	(2)	(3)	(4)	(5)	(6)	(7)	(8)	(9)	(10)
1	Premi Dicatat / Premium Written	-	15.021.566	1.222.640	128.568	1.578.146	4.598.269	324.782	9.871.576
2	Komisi / Commission	-	3.356.635	139.517	33.540	181.604	602.138	77.404	2.668.547
3	CAPYBMP / Unearned Premium Reserve:								
	a. Tahun Lalu / Previous Year	-	4.737.183	385.570	40.545	497.682	1.450.105	102.423	3.113.088
	b. Tahun Berjalan / Current Year	-	5.022.876	408.824	42.990	527.697	1.537.558	108.600	3.300.834
4	Premi Diterima / Premium Earned (1-2+3a-3b)	-	11.379.238	1.059.870	92.582	1.366.528	3.908.677	241.201	7.015.283
5	Klaim Dibayar / Claims Paid	-	6.003.389	280.440	71.931	275.958	737.552	69.187	5.273.064
6	Beban Penyesuaian Kerugian / Loss Adj. Expenses	-	-	-	-	-	-	-	-
7	Klaim Outstanding / Outstanding Claim:								
	a. Tahun Lalu / Previous Year	-	1.002.626	46.836	12.013	46.088	123.179	11.555	880.655
	b. Tahun Berjalan / Current Year	-	1.358.032	63.439	16.272	62.425	166.842	15.651	1.192.824
8	Klaim yang Terjadi / Claims Incurred (5+6-7a+7b)	-	6.358.794	297.043	76.190	292.294	781.215	73.283	5.585.234
9	Surplus Underwriting / Surplus Underwriting (4-8)	-	5.020.444	762.827	16.392	1.074.233	3.127.462	167.918	1.430.050

USAHA ASURANSI UMUM & REASURANSI
NON LIFE INSURANCE & REINSURANCE BUSINESS

TABEL: 2.10.4/TABLE: 2.10.4
REKAPITULASI PREMI, KLAIM DAN KOMISI TAHUN 2017
RECAPITULATION OF PREMIUMS, CLAIMS AND COMMISSIONS YEAR 2017
Lini Usaha : Harta Benda
Line of Business : Property

Dalam Jutaan Rupiah / *In Million Rupiah*

NO	URAIAN *DESCRIPTION*	REASURANSI DAN KOMISI / *REINSURANCE AND COMMISSION*							
				INWARD			OUTWARD		
		POS LANGSUNG *DIRECT BUSINESS*	DALAM NEGERI *DOMESTIC*	ASEAN *ASEAN*	LAINNYA *OTHER*	DALAM NEGERI *DOMESTIC*	ASEAN *ASEAN*	LAINNYA *OTHER*	JUMLAH *TOTAL (3+4+5+6-7-8-9)*
(1)	(2)	(3)	(4)	(5)	(6)	(7)	(8)	(9)	(10)
1	Premi Dicatat / *Premium Written*	15.951.081	7.142.328	1.910.079	118.868	8.344.669	6.234.434	2.890.051	7.653.202
2	Komisi / *Commission*	1.319.939	1.583.345	107.230	24.698	1.486.006	594.814	405.292	549.100
3	CAPYBMP / *Unearned Premium Reserve*:								
	a. Tahun Lalu / *Previous Year*	7.289.878	3.264.149	872.934	54.325	3.813.636	2.849.228	1.320.795	3.497.626
	b. Tahun Berjalan / *Current Year*	7.816.553	3.499.975	936.001	58.249	4.089.162	3.055.077	1.416.220	3.750.320
4	Premi Diterima / *Premium Earned (1-2+3a-3b)*	14.104.467	5.323.157	1.739.782	90.246	6.583.138	5.433.771	2.389.335	6.851.408
5	Klaim Dibayar / *Claims Paid*	5.122.880	2.017.907	180.897	58.596	2.509.307	967.949	889.386	3.013.637
6	Beban Penyesuaian Kerugian / *Loss Adj. Expenses*	-	-	-	-	-	-	-	-
7	Klaim Outstanding / *Outstanding Claim*:								
	a. Tahun Lalu / *Previous Year*	1.347.687	530.855	47.589	15.415	660.129	254.640	233.973	792.804
	b. Tahun Berjalan / *Current Year*	1.658.674	653.353	58.570	18.972	812.458	313.400	287.963	975.748
8	Klaim yang Terjadi / *Claims Incurred (5+6-7a+7b)*	5.433.867	2.140.406	191.878	62.153	2.661.636	1.026.709	943.377	3.196.581
9	Surplus Underwriting / *Surplus Underwriting (4-8)*	8.670.599	3.182.751	1.547.904	28.092	3.921.502	4.407.061	1.445.957	3.654.827

USAHA ASURANSI UMUM & REASURANSI

NON LIFE INSURANCE & REINSURANCE BUSINESS

TABEL: 2.10.5/TABLE: 2.10.5

REKAPITULASI PREMI, KLAIM DAN KOMISI TAHUN 2017

RECAPITULATION OF PREMIUMS, CLAIMS AND COMMISSIONS YEAR 2017

Lini Usaha : Kendaraan Bermotor

Line of Business : Motor Vehicle

Dalam Jutaan Rupiah / *In Million Rupiah*

NO	URAIAN *DESCRIPTION*	REASURANSI DAN KOMISI / *REINSURANCE AND COMMISSION*							
		POS LANGSUNG *DIRECT BUSINESS*	INWARD			OUTWARD			JUMLAH *TOTAL (3+4+5+6-7-8-9)*
			DALAM NEGERI *DOMESTIC*	ASEAN *ASEAN*	LAINNYA *OTHER*	DALAM NEGERI *DOMESTIC*	ASEAN *ASEAN*	LAINNYA *OTHER*	
(1)	(2)	(3)	(4)	(5)	(6)	(7)	(8)	(9)	(10)
1	Premi Dicatat / *Premium Written*	17.267.676	545.290	14.828	2.693	877.788	42.034	9.957	16.900.708
2	Komisi / *Commission*	3.910.945	202.446	7.185	249	262.317	7.052	1.587	3.849.870
3	CAPYBMP / *Unearned Premium Reserve*:								
	a. Tahun Lalu / *Previous Year*	8.543.765	269.801	7.337	1.332	434.315	20.798	4.926	8.362.195
	b. Tahun Berjalan / *Current Year*	8.842.999	279.250	7.594	1.379	449.526	21.526	5.099	8.655.071
4	Premi Diterima / *Premium Earned (1-2+3a-3b)*	13.057.495	333.395	7.386	2.397	600.259	34.254	8.197	12.757.963
5	Klaim Dibayar / *Claims Paid*	7.596.374	180.950	9.223	74	253.392	6.290	44	7.526.896
6	Beban Penyesuaian Kerugian / *Loss Adj. Expenses*	-	-	-	-	-	-	-	-
7	Klaim Outstanding / *Outstanding Claim*:								
	a. Tahun Lalu / *Previous Year*	1.283.589	30.576	1.559	13	42.817	1.063	7	1.271.850
	b. Tahun Berjalan / *Current Year*	1.694.869	40.373	2.058	17	56.536	1.403	10	1.679.367
8	Klaim yang Terjadi / *Claims Incurred (5+6-7a+7b)*	8.007.654	190.747	9.723	78	267.111	6.631	46	7.934.414
9	Surplus Underwriting / *Surplus Underwriting (4-8)*	5.049.841	142.648	(2.337)	2.319	333.149	27.623	8.151	4.823.548

Usaha Asuransi Umum & Reasuransi
Non Life Insurance & Reinsurance Business

TABEL: 2.10.6/TABLE: 2.10.6
REKAPITULASI PREMI, KLAIM DAN KOMISI TAHUN 2017
RECAPITULATION OF PREMIUMS, CLAIMS AND COMMISSIONS YEAR 2017
Lini Usaha : Pengangkutan
Line of Business : Marine Cargo

Dalam Jutaan Rupiah / *In Million Rupiah*

NO	URAIAN *DESCRIPTION*	REASURANSI DAN KOMISI / *REINSURANCE AND COMMISSION*							
		POS LANGSUNG *DIRECT BUSINESS*	INWARD			OUTWARD			JUMLAH *TOTAL (3+4+5+6-7-8-9)*
			DALAM NEGERI *DOMESTIC*	ASEAN *ASEAN*	LAINNYA *OTHER*	DALAM NEGERI *DOMESTIC*	ASEAN *ASEAN*	LAINNYA *OTHER*	
(1)	(2)	(3)	(4)	(5)	(6)	(7)	(8)	(9)	(10)
1	Premi Dicatat / *Premium Written*	3.066.702	716.722	37.084	8.936	1.005.016	592.896	264.134	1.967.398
2	Komisi / *Commission*	352.456	190.004	4.576	2.508	132.119	120.094	56.906	240.423
3	CAPYBMP / *Unearned Premium Reserve*:								
	a. Tahun Lalu / *Previous Year*	289.201	67.589	3.497	843	94.777	55.912	24.909	185.533
	b. Tahun Berjalan / *Current Year*	273.555	63.933	3.308	797	89.649	52.887	23.561	175.495
4	Premi Diterima / *Premium Earned (1-2+3a-3b)*	2.729.892	530.375	32.697	6.474	878.024	475.827	208.575	1.737.012
5	Klaim Dibayar / *Claims Paid*	1.038.046	245.592	22.547	10.942	359.911	144.523	148.229	664.465
6	Beban Penyesuaian Kerugian / *Loss Adj. Expenses*	-	-	-	-	-	-	-	-
7	Klaim Outstanding / *Outstanding Claim*:								
	a. Tahun Lalu / *Previous Year*	299.792	70.928	6.512	3.160	103.944	41.739	42.809	191.900
	b. Tahun Berjalan / *Current Year*	236.046	55.846	5.127	2.488	81.842	32.864	33.706	151.096
8	Klaim yang Terjadi / *Claims Incurred (5+6-7a+7b)*	974.300	230.510	21.162	10.270	337.809	135.648	139.126	623.660
9	Surplus Underwriting / *Surplus Underwriting (4-8)*	1.755.592	299.865	11.535	(3.796)	540.215	340.179	69.449	1.113.352

USAHA ASURANSI UMUM & REASURANSI

NON LIFE INSURANCE & REINSURANCE BUSINESS

TABEL: 2.10.7/TABLE: 2.10.7

REKAPITULASI PREMI, KLAIM DAN KOMISI TAHUN 2017

RECAPITULATION OF PREMIUMS, CLAIMS AND COMMISSIONS YEAR 2017

Lini Usaha : Rangka Kapal

Line of Business : Marine Hull

Dalam Jutaan Rupiah / *In Million Rupiah*

NO	URAIAN *DESCRIPTION*	REASURANSI DAN KOMISI / *REINSURANCE AND COMMISSION*							
		POS LANGSUNG *DIRECT BUSINESS*	INWARD			OUTWARD			JUMLAH *TOTAL (3+4+5+6-7-8-9)*
			DALAM NEGERI *DOMESTIC*	ASEAN *ASEAN*	LAINNYA *OTHER*	DALAM NEGERI *DOMESTIC*	ASEAN *ASEAN*	LAINNYA *OTHER*	
(1)	(2)	(3)	(4)	(5)	(6)	(7)	(8)	(9)	(10)
1	Premi Dicatat / *Premium Written*	1.550.236	736.308	15.651	10.779	875.750	419.370	184.452	833.403
2	Komisi / *Commission*	138.215	155.097	4.729	2.214	149.817	43.444	17.590	89.405
3	CAPYBMP / *Unearned Premium Reserve*:								
	a. Tahun Lalu / *Previous Year*	793.107	376.698	8.007	5.515	448.037	214.551	94.366	426.372
	b. Tahun Berjalan / *Current Year*	626.268	297.455	6.323	4.355	353.787	169.418	74.515	336.680
4	Premi Diterima / *Premium Earned (1-2+3a-3b)*	1.578.861	660.455	12.606	9.725	820.183	421.059	186.713	833.691
5	Klaim Dibayar / *Claims Paid*	1.180.751	515.095	24.565	12.813	626.631	336.999	127.680	641.915
6	Beban Penyesuaian Kerugian / *Loss Adj. Expenses*	-	-	-	-	-	-	-	-
7	Klaim Outstanding / *Outstanding Claim*:								
	a. Tahun Lalu / *Previous Year*	(264.876)	(115.550)	(5.511)	(2.874)	(140.571)	(75.598)	(28.642)	(144.000)
	b. Tahun Berjalan / *Current Year*	127.390	55.573	2.650	1.382	67.606	36.358	13.775	69.255
8	Klaim yang Terjadi / *Claims Incurred (5+6-7a+7b)*	1.573.017	686.218	32.726	17.069	834.808	448.956	170.097	855.170
9	Surplus Underwriting / *Surplus Underwriting (4-8)*	5.844	(25.763)	(20.121)	(7.344)	(14.625)	(27.897)	16.616	(21.479)

USAHA ASURANSI UMUM & REASURANSI
NON LIFE INSURANCE & REINSURANCE BUSINESS

TABEL: 2.10.8/TABLE: 2.10.8
REKAPITULASI PREMI, KLAIM DAN KOMISI TAHUN 2016
RECAPITULATION OF PREMIUMS, CLAIMS AND COMMISSIONS YEAR 2016
Lini Usaha : Rangka Pesawat
Line of Business : Aviation

Dalam Jutaan Rupiah / *In Million Rupiah*

NO	URAIAN *DESCRIPTION*	REASURANSI DAN KOMISI / *REINSURANCE AND COMMISSION*							
		POS LANGSUNG *DIRECT BUSINESS*	INWARD			OUTWARD			JUMLAH *TOTAL (3+4+5+6-7-8-9)*
			DALAM NEGERI *DOMESTIC*	ASEAN *ASEAN*	LAINNYA *OTHER*	DALAM NEGERI *DOMESTIC*	ASEAN *ASEAN*	LAINNYA *OTHER*	
(1)	(2)	(3)	(4)	(5)	(6)	(7)	(8)	(9)	(10)
1	Premi Dicatat / *Premium Written*	916.000	134.292	-	3.645	137.078	60.955	744.847	111.058
2	Komisi / *Commission*	17.956	13.423	(0)	575	14.076	7.051	23.662	(12.835)
3	CAPYBMP / *Unearned Premium Reserve*:								
	a. Tahun Lalu / *Previous Year*	508.164	74.501	-	2.022	76.046	33.815	413.214	61.611
	b. Tahun Berjalan / *Current Year*	353.909	51.886	-	1.408	52.962	23.551	287.782	42.909
4	Premi Diterima / *Premium Earned (1-2+3a-3b)*	1.052.299	143.484	0	3.684	146.086	64.168	846.618	142.595
5	Klaim Dibayar / *Claims Paid*	405.734	26.728	-	2.648	14.148	19.521	363.167	38.274
6	Beban Penyesuaian Kerugian / *Loss Adj. Expenses*	-	-	-	-	-	-	-	-
7	Klaim Outstanding / *Outstanding Claim*:								
	a. Tahun Lalu / *Previous Year*	(21.598)	(1.423)	-	(141)	(753)	(1.039)	(19.332)	(2.037)
	b. Tahun Berjalan / *Current Year*	989	65	-	6	34	48	885	93
8	Klaim yang Terjadi / *Claims Incurred (5+6-7a+7b)*	428.320	28.216	-	2.795	14.935	20.607	383.384	40.405
9	Surplus Underwriting / *Surplus Underwriting (4-8)*	623.979	115.268	0	889	131.151	43.561	463.234	102.190

USAHA ASURANSI UMUM & REASURANSI
NON LIFE INSURANCE & REINSURANCE BUSINESS

TABEL: 2.10.9/TABLE: 2.10.9
REKAPITULASI PREMI, KLAIM DAN KOMISI TAHUN 2017
RECAPITULATION OF PREMIUMS, CLAIMS AND COMMISSIONS YEAR 2017
Lini Usaha : Satelit
Line of Business : Satelitte

Dalam Jutaan Rupiah / *In Million Rupiah*

NO	URAIAN *DESCRIPTION*	REASURANSI DAN KOMISI / *REINSURANCE AND COMMISSION*							
				INWARD			OUTWARD		
		POS LANGSUNG *DIRECT BUSINESS*	DALAM NEGERI *DOMESTIC*	ASEAN *ASEAN*	LAINNYA *OTHER*	DALAM NEGERI *DOMESTIC*	ASEAN *ASEAN*	LAINNYA *OTHER*	JUMLAH *TOTAL (3+4+5+6-7-8-9)*
(1)	(2)	(3)	(4)	(5)	(6)	(7)	(8)	(9)	(10)
1	Premi Dicatat / *Premium Written*	17.987	235	-	-	6.915	-	5.253	6.054
2	Komisi / *Commission*	656	56	-	-	134	-	-	577
3	CAPYBMP / *Unearned Premium Reserve*:								
	a. Tahun Lalu / *Previous Year*	15.810	206	-	-	6.078	-	4.617	5.321
	b. Tahun Berjalan / *Current Year*	11.078	145	-	-	4.259	-	3.235	3.728
4	Premi Diterima / *Premium Earned (1-2+3a-3b)*	22.064	240	-	-	8.600	-	6.635	7.069
5	Klaim Dibayar / *Claims Paid*	2.102	-	-	-	-	-	-	2.102
6	Beban Penyesuaian Kerugian / *Loss Adj. Expenses*	-	-	-	-	-	-	-	-
7	Klaim Outstanding / *Outstanding Claim*:								
	a. Tahun Lalu / *Previous Year*	-	-	-	-	-	-	-	-
	b. Tahun Berjalan / *Current Year*	-	-	-	-	-	-	-	(1.051)
8	Klaim yang Terjadi / *Claims Incurred (5+6-7a+7b)*	2.102	-	-	-	-	-	-	1.051
9	Surplus Underwriting / *Surplus Underwriting (4-8)*	19.962	240	-	-	8.600	-	6.635	6.018

USAHA ASURANSI UMUM & REASURANSI
NON LIFE INSURANCE & REINSURANCE BUSINESS

TABEL: 2.10.10/TABLE: 2.10.10
REKAPITULASI PREMI, KLAIM DAN KOMISI TAHUN 2017
RECAPITULATION OF PREMIUMS, CLAIMS AND COMMISSIONS YEAR 2017
Lini Usaha : Energi Darat
Line of Business : Energy On Shore

Dalam Jutaan Rupiah / *In Million Rupiah*

NO	URAIAN *DESCRIPTION*	REASURANSI DAN KOMISI / *REINSURANCE AND COMMISSION*							
				INWARD			OUTWARD		
		POS LANGSUNG *DIRECT BUSINESS*	DALAM NEGERI *DOMESTIC*	ASEAN *ASEAN*	LAINNYA *OTHER*	DALAM NEGERI *DOMESTIC*	ASEAN *ASEAN*	LAINNYA *OTHER*	JUMLAH *TOTAL (3+4+5+6-7-8-9)*
(1)	(2)	(3)	(4)	(5)	(6)	(7)	(8)	(9)	(10)
1	Premi Dicatat / *Premium Written*	222.612	9.236	7.449	164	123.286	15.749	67.684	32.742
2	Komisi / *Commission*	13.422	1.023	1.948	16	15.240	4.542	23.490	(26.862)
3	CAPYBMP / *Unearned Premium Reserve*:								
	a. Tahun Lalu / *Previous Year*	285.457	11.844	9.552	211	158.091	20.195	86.791	41.986
	b. Tahun Berjalan / *Current Year*	177.683	7.372	5.946	131	98.404	12.571	54.023	26.134
4	Premi Diterima / *Premium Earned (1-2+3a-3b)*	316.964	12.684	9.107	227	167.733	18.832	76.961	75.456
5	Klaim Dibayar / *Claims Paid*	181.328	12.827	12.804	18	114.273	482	65.109	27.114
6	Beban Penyesuaian Kerugian / *Loss Adj. Expenses*	-	-	-	-	-	-	-	-
7	Klaim Outstanding / *Outstanding Claim*:								
	a. Tahun Lalu / *Previous Year*	287.386	20.330	20.293	28	181.110	764	103.190	42.972
	b. Tahun Berjalan / *Current Year*	185.324	13.110	13.086	18	116.791	493	66.543	27.711
8	Klaim yang Terjadi / *Claims Incurred (5+6-7a+7b)*	79.266	5.607	5.597	8	49.953	211	28.462	11.853
9	Surplus Underwriting / *Surplus Underwriting (4-8)*	237.698	7.077	3.510	220	117.780	18.622	48.500	63.603

USAHA ASURANSI UMUM & REASURANSI
NON LIFE INSURANCE & REINSURANCE BUSINESS

TABEL: 2.10.11/TABLE: 2.10.11
REKAPITULASI PREMI, KLAIM DAN KOMISI TAHUN 2017
RECAPITULATION OF PREMIUMS, CLAIMS AND COMMISSIONS YEAR 2017
Lini Usaha : Energi Lepas Pantai
Line of Business : Energy Off Shore

Dalam Jutaan Rupiah / *In Million Rupiah*

NO	URAIAN *DESCRIPTION*	REASURANSI DAN KOMISI / *REINSURANCE AND COMMISSION*							
		POS LANGSUNG *DIRECT BUSINESS*	INWARD			OUTWARD			JUMLAH *TOTAL (3+4+5+6-7-8-9)*
			DALAM NEGERI *DOMESTIC*	ASEAN *ASEAN*	LAINNYA *OTHER*	DALAM NEGERI *DOMESTIC*	ASEAN *ASEAN*	LAINNYA *OTHER*	
(1)	(2)	(3)	(4)	(5)	(6)	(7)	(8)	(9)	(10)
1	Premi Dicatat / *Premium Written*	1.094.510	454.029	729	205	644.745	131.774	703.147	69.806
2	Komisi / *Commission*	68.525	23.518	206	22	79.805	12.766	98.858	(99.159)
3	CAPYBMP / *Unearned Premium Reserve*:								
	a. Tahun Lalu / *Previous Year*	931.092	386.239	620	175	548.480	112.099	598.162	59.384
	b. Tahun Berjalan / *Current Year*	1.108.909	460.001	739	208	653.227	133.508	712.397	70.725
4	Premi Diterima / *Premium Earned (1-2+3a-3b)*	848.168	356.748	405	150	460.193	97.600	490.054	157.624
5	Klaim Dibayar / *Claims Paid*	996.589	391.298	6	87	247.799	57.858	1.057.424	24.898
6	Beban Penyesuaian Kerugian / *Loss Adj. Expenses*	-	-	-	-	-	-	-	-
7	Klaim Outstanding / *Outstanding Claim*:								
	a. Tahun Lalu / *Previous Year*	(2.086.656)	(819.300)	(13)	(183)	(518.842)	(121.144)	(2.214.034)	(52.131)
	b. Tahun Berjalan / *Current Year*	(1.923.691)	(755.314)	(12)	(168)	(478.321)	(111.683)	(2.041.121)	(48.060)
8	Klaim yang Terjadi / *Claims Incurred (5+6-7a+7b)*	1.159.554	455.284	7	101	288.320	67.320	1.230.337	28.969
9	Surplus Underwriting / *Surplus Underwriting (4-8)*	(311.385)	(98.537)	398	49	171.873	30.281	(740.283)	128.655

USAHA ASURANSI UMUM & REASURANSI
NON LIFE INSURANCE & REINSURANCE BUSINESS

TABEL: 2.10.12/TABLE: 2.10.12
REKAPITULASI PREMI, KLAIM DAN KOMISI TAHUN 2017
RECAPITULATION OF PREMIUMS, CLAIMS AND COMMISSIONS YEAR 2017
Lini Usaha : Rekayasa
Line of Business : Engineering

Dalam Jutaan Rupiah / *In Million Rupiah*

NO	URAIAN *DESCRIPTION*	REASURANSI DAN KOMISI / *REINSURANCE AND COMMISSION*							
		POS LANGSUNG *DIRECT BUSINESS*	INWARD			OUTWARD			JUMLAH *TOTAL (3+4+5+6-7-8-9)*
			DALAM NEGERI *DOMESTIC*	ASEAN *ASEAN*	LAINNYA *OTHER*	DALAM NEGERI *DOMESTIC*	ASEAN *ASEAN*	LAINNYA *OTHER*	
(1)	(2)	(3)	(4)	(5)	(6)	(7)	(8)	(9)	(10)
1	Premi Dicatat / *Premium Written*	2.349.332	784.543	41.031	21.402	1.373.090	435.815	394.879	992.523
2	Komisi / *Commission*	232.597	183.745	11.136	7.440	200.622	48.782	50.772	134.742
3	CAPYBMP / *Unearned Premium Reserve*:								
	a. Tahun Lalu / *Previous Year*	1.079.117	360.364	18.847	9.830	630.701	200.183	181.379	455.895
	b. Tahun Berjalan / *Current Year*	1.108.043	370.023	19.352	10.094	647.607	205.549	186.241	468.115
4	Premi Diterima / *Premium Earned (1-2+3a-3b)*	2.087.808	591.138	29.390	13.698	1.155.562	381.667	339.245	845.560
5	Klaim Dibayar / *Claims Paid*	1.208.831	328.900	25.967	11.250	553.508	270.428	173.233	577.780
6	Beban Penyesuaian Kerugian / *Loss Adj. Expenses*	-	-	-	-	-	-	-	-
7	Klaim Outstanding / *Outstanding Claim*:								
	a. Tahun Lalu / *Previous Year*	136.786	37.217	2.938	1.273	62.633	30.600	19.602	65.379
	b. Tahun Berjalan / *Current Year*	236.679	64.396	5.084	2.203	108.372	52.947	33.918	113.124
8	Klaim yang Terjadi / *Claims Incurred (5+6-7a+7b)*	1.308.724	356.079	28.113	12.180	599.247	292.774	187.549	625.525
9	Surplus Underwriting / *Surplus Underwriting (4-8)*	779.084	235.060	1.277	1.518	556.315	88.892	151.696	220.036

USAHA ASURANSI UMUM & REASURANSI
NON LIFE INSURANCE & REINSURANCE BUSINESS

TABEL: 2.10.13/TABLE: 2.10.13
REKAPITULASI PREMI, KLAIM DAN KOMISI TAHUN 2017
RECAPITULATION OF PREMIUMS, CLAIMS AND COMMISSIONS YEAR 2017
Lini Usaha : Tanggung Gugat
Line of Business : Liability

Dalam Jutaan Rupiah / *In Million Rupiah*

NO	URAIAN *DESCRIPTION*	REASURANSI DAN KOMISI / *REINSURANCE AND COMMISSION*							
		POS LANGSUNG *DIRECT BUSINESS*	INWARD			OUTWARD			JUMLAH *TOTAL (3+4+5+6-7-8-9)*
			DALAM NEGERI *DOMESTIC*	ASEAN *ASEAN*	LAINNYA *OTHER*	DALAM NEGERI *DOMESTIC*	ASEAN *ASEAN*	LAINNYA *OTHER*	
(1)	(2)	(3)	(4)	(5)	(6)	(7)	(8)	(9)	(10)
1	Premi Dicatat / *Premium Written*	1.762.019	419.158	867	39.905	649.246	653.721	178.908	740.075
2	Komisi / *Commission*	157.704	97.643	110	8.210	55.935	68.767	40.061	98.904
3	CAPYBMP / *Unearned Premium Reserve*:								
	a. Tahun Lalu / *Previous Year*	494.392	117.609	243	11.197	182.167	183.423	50.198	207.652
	b. Tahun Berjalan / *Current Year*	562.570	133.827	277	12.741	207.289	208.718	57.121	236.288
4	Premi Diterima / *Premium Earned (1-2+3a-3b)*	1.536.137	305.296	723	30.152	568.189	559.660	131.924	612.535
5	Klaim Dibayar / *Claims Paid*	131.222	36.062	59	40.745	38.446	12.061	14.669	142.912
6	Beban Penyesuaian Kerugian / *Loss Adj. Expenses*	-	-	-	-	-	-	-	-
7	Klaim Outstanding / *Outstanding Claim*:								
	a. Tahun Lalu / *Previous Year*	(27.784)	(7.636)	(13)	(8.627)	(8.140)	(2.554)	(3.106)	(30.259)
	b. Tahun Berjalan / *Current Year*	(36.995)	(10.167)	(17)	(11.487)	(10.839)	(3.400)	(4.136)	(40.291)
8	Klaim yang Terjadi / *Claims Incurred (5+6-7a+7b)*	122.011	33.531	55	37.885	35.747	11.214	13.639	132.880
9	Surplus Underwriting / *Surplus Underwriting (4-8)*	1.414.126	271.766	668	(7.733)	532.442	548.446	118.285	479.654

USAHA ASURANSI UMUM & REASURANSI
NON LIFE INSURANCE & REINSURANCE BUSINESS

TABEL: 2.10.14/TABLE: 2.10.14
REKAPITULASI PREMI, KLAIM DAN KOMISI TAHUN 2017
RECAPITULATION OF PREMIUMS, CLAIMS AND COMMISSIONS YEAR 2017
Lini Usaha : Kecelakaan Diri & Kesehatan dan Asuransi Jiwa
Line of Business : Personal Accident & Health and Life Insurance

Dalam Jutaan Rupiah / *In Million Rupiah*

NO	URAIAN *DESCRIPTION*	REASURANSI DAN KOMISI / *REINSURANCE AND COMMISSION*							
		POS LANGSUNG *DIRECT BUSINESS*	INWARD			OUTWARD			JUMLAH *TOTAL (3+4+5+6-7-8-9)*
			DALAM NEGERI *DOMESTIC*	ASEAN *ASEAN*	LAINNYA *OTHER*	DALAM NEGERI *DOMESTIC*	ASEAN *ASEAN*	LAINNYA *OTHER*	
(1)	(2)	(3)	(4)	(5)	(6)	(7)	(8)	(9)	(10)
1	Premi Dicatat / *Premium Written*	5.190.265	3.425.428	-	532	1.249.999	562.562	169.278	6.634.385
2	Komisi / *Commission*	698.770	467.859	-	63	178.315	189.438	24.460	774.479
3	CAPYBMP / *Unearned Premium Reserve*:								
	a. Tahun Lalu / *Previous Year*	1.933.365	1.275.966	-	198	465.623	209.553	63.056	2.471.297
	b. Tahun Berjalan / *Current Year*	2.022.298	1.334.660	-	207	487.041	219.193	65.956	2.584.975
4	Premi Diterima / *Premium Earned (1-2+3a-3b)*	4.402.562	2.898.876	-	460	1.050.267	363.485	141.918	5.746.228
5	Klaim Dibayar / *Claims Paid*	3.657.038	1.908.912	-	1	554.943	271.674	104.216	4.635.117
6	Beban Penyesuaian Kerugian / *Loss Adj. Expenses*	-	-	-	-	-	-	-	-
7	Klaim Outstanding / *Outstanding Claim*:								
	a. Tahun Lalu / *Previous Year*	101.652	53.060	-	0	15.425	7.551	2.897	128.839
	b. Tahun Berjalan / *Current Year*	116.437	60.778	-	0	17.669	8.650	3.318	147.578
8	Klaim yang Terjadi / *Claims Incurred (5+6-7a+7b)*	3.671.823	1.916.630	-	1	557.187	272.772	104.637	4.653.857
9	Surplus Underwriting / *Surplus Underwriting (4-8)*	730.739	982.246	-	460	493.080	90.713	37.280	1.092.372

USAHA ASURANSI UMUM & REASURANSI
NON LIFE INSURANCE & REINSURANCE BUSINESS

TABEL: 2.10.15/TABLE: 2.10.15
REKAPITULASI PREMI, KLAIM DAN KOMISI TAHUN 2017
RECAPITULATION OF PREMIUMS, CLAIMS AND COMMISSIONS YEAR 2017
Lini Usaha : Kredit
Line of Business : Credit

Dalam Jutaan Rupiah / *In Million Rupiah*

NO	URAIAN *DESCRIPTION*	REASURANSI DAN KOMISI / *REINSURANCE AND COMMISSION*							
		POS LANGSUNG *DIRECT BUSINESS*	INWARD			OUTWARD			JUMLAH *TOTAL (3+4+5+6-7-8-9)*
			DALAM NEGERI *DOMESTIC*	ASEAN *ASEAN*	LAINNYA *OTHER*	DALAM NEGERI *DOMESTIC*	ASEAN *ASEAN*	LAINNYA *OTHER*	
(1)	(2)	(3)	(4)	(5)	(6)	(7)	(8)	(9)	(10)
1	Premi Dicatat / *Premium Written*	5.129.541	965.445	3.834	750	479.224	55.825	9.742	5.554.778
2	Komisi / *Commission*	798.062	228.018	1.248	-	151.290	6.454	2.185	867.399
3	CAPYBMP / *Unearned Premium Reserve*:								
	a. Tahun Lalu / *Previous Year*	2.578.654	485.336	1.927	377	240.909	28.063	4.897	2.792.424
	b. Tahun Berjalan / *Current Year*	2.821.758	531.091	2.109	412	263.621	30.709	5.359	3.055.681
4	Premi Diterima / *Premium Earned (1-2+3a-3b)*	4.088.375	691.671	2.404	714	305.223	46.725	7.095	4.424.122
5	Klaim Dibayar / *Claims Paid*	2.575.325	572.951	11.273	-	193.433	14.995	(2.474)	2.953.594
6	Beban Penyesuaian Kerugian / *Loss Adj. Expenses*	-	-	-	-	-	-	-	-
7	Klaim Outstanding / *Outstanding Claim*:								
	a. Tahun Lalu / *Previous Year*	(24.005)	(5.341)	(105)	-	(1.803)	(140)	23	(27.531)
	b. Tahun Berjalan / *Current Year*	125.172	27.848	548	-	9.402	729	(120)	143.557
8	Klaim yang Terjadi / *Claims Incurred (5+6-7a+7b)*	2.724.502	606.139	11.926	-	204.638	15.864	(2.617)	3.124.682
9	Surplus Underwriting / *Surplus Underwriting (4-8)*	1.363.873	85.532	(9.521)	714	100.585	30.861	9.713	1.299.439

USAHA ASURANSI UMUM & REASURANSI
NON LIFE INSURANCE & REINSURANCE BUSINESS

TABEL: 2.10.16/TABLE: 2.10.16
REKAPITULASI PREMI, KLAIM DAN KOMISI TAHUN 2017
RECAPITULATION OF PREMIUMS, CLAIMS AND COMMISSIONS YEAR 2017
Lini Usaha : Penjaminan
Line of Business : Suretyship

Dalam Jutaan Rupiah / *In Million Rupiah*

NO	URAIAN *DESCRIPTION*	REASURANSI DAN KOMISI / *REINSURANCE AND COMMISSION*							
		POS LANGSUNG *DIRECT BUSINESS*	INWARD			OUTWARD			JUMLAH *TOTAL (3+4+5+6-7-8-9)*
			DALAM NEGERI *DOMESTIC*	ASEAN *ASEAN*	LAINNYA *OTHER*	DALAM NEGERI *DOMESTIC*	ASEAN *ASEAN*	LAINNYA *OTHER*	
(1)	(2)	(3)	(4)	(5)	(6)	(7)	(8)	(9)	(10)
1	Premi Dicatat / *Premium Written*	1.252.794	50.939	-	5.107	378.070	749	2.940	927.082
2	Komisi / *Commission*	168.427	14.646	-	539	108.824	21	269	74.498
3	CAPYBMP / *Unearned Premium Reserve*:								
	a. Tahun Lalu / *Previous Year*	391.646	15.924	-	1.597	118.191	234	919	289.823
	b. Tahun Berjalan / *Current Year*	301.778	12.270	-	1.230	91.071	180	708	223.319
4	Premi Diterima / *Premium Earned (1-2+3a-3b)*	1.174.235	39.946	-	4.935	296.366	782	2.881	919.087
5	Klaim Dibayar / *Claims Paid*	236.535	28.357	-	0	116.812	(147)	(0)	148.228
6	Beban Penyesuaian Kerugian / *Loss Adj. Expenses*	-	-	-	-	-	-	-	-
7	Klaim Outstanding / *Outstanding Claim*:								
	a. Tahun Lalu / *Previous Year*	43.519	5.217	-	0	21.492	(27)	(0)	27.272
	b. Tahun Berjalan / *Current Year*	75.851	9.093	-	0	37.459	(47)	(0)	47.533
8	Klaim yang Terjadi / *Claims Incurred (5+6-7a+7b)*	268.867	32.233	-	0	132.779	(168)	(0)	168.489
9	Surplus Underwriting / *Surplus Underwriting (4-8)*	905.368	7.713	-	4.935	163.587	949	2.882	750.598

USAHA ASURANSI UMUM & REASURANSI
NON LIFE INSURANCE & REINSURANCE BUSINESS

TABEL: 2.10.17/TABLE: 2.10.17
REKAPITULASI PREMI, KLAIM DAN KOMISI TAHUN 2017
RECAPITULATION OF PREMIUMS, CLAIMS AND COMMISSIONS YEAR 2017
Lini Usaha : Aneka
Line of Business : Others

Dalam Jutaan Rupiah / *In Million Rupiah*

NO	URAIAN *DESCRIPTION*	REASURANSI DAN KOMISI / *REINSURANCE AND COMMISSION*							
		POS LANGSUNG *DIRECT BUSINESS*	INWARD			OUTWARD			JUMLAH *TOTAL (3+4+5+6-7-8-9)*
			DALAM NEGERI *DOMESTIC*	ASEAN *ASEAN*	LAINNYA *OTHER*	DALAM NEGERI *DOMESTIC*	ASEAN *ASEAN*	LAINNYA *OTHER*	
(1)	(2)	(3)	(4)	(5)	(6)	(7)	(8)	(9)	(10)
1	Premi Dicatat / *Premium Written*	3.901.509	2.652.738	44.231	3.545	2.463.576	460.725	377.000	3.300.722
2	Komisi / *Commission*	500.170	747.323	15.634	1.003	237.576	65.504	81.389	879.661
3	CAPYBMP / *Unearned Premium Reserve*:								
	a. Tahun Lalu / *Previous Year*	1.174.088	798.293	13.310	1.067	741.368	138.647	113.451	993.292
	b. Tahun Berjalan / *Current Year*	1.459.738	992.514	16.549	1.326	921.740	172.379	141.053	1.234.955
4	Premi Diterima / *Premium Earned (1-2+3a-3b)*	3.115.689	1.711.194	25.359	2.282	2.045.628	361.489	268.009	2.179.398
5	Klaim Dibayar / *Claims Paid*	1.334.225	1.214.387	18.132	86.429	773.546	168.541	181.916	1.529.169
6	Beban Penyesuaian Kerugian / *Loss Adj. Expenses*	-	-	-	-	-	-	-	-
7	Klaim Outstanding / *Outstanding Claim*:								
	a. Tahun Lalu / *Previous Year*	138.014	125.618	1.876	8.940	80.017	17.434	18.818	158.180
	b. Tahun Berjalan / *Current Year*	113.181	103.015	1.538	7.332	65.619	14.297	15.432	129.718
8	Klaim yang Terjadi / *Claims Incurred (5+6-7a+7b)*	1.309.391	1.191.784	17.795	84.820	759.148	165.404	178.530	1.500.707
9	Surplus Underwriting / *Surplus Underwriting (4-8)*	1.806.298	519.411	7.564	(82.538)	1.286.480	196.085	89.479	678.691

USAHA ASURANSI UMUM & REASURANSI

NON LIFE INSURANCE & REINSURANCE BUSINESS

TABEL: 2.11/TABLE: 2.11

PREMI USAHA ASURANSI UMUM DAN REASURANSI TAHUN 2017

PREMIUMS OF NON LIFE INSURANCE AND REINSURANCE BUSINESS IN 2017

Lini Usaha : Seluruh Cabang

Line of Business : All Branch

Dalam Jutaan Rupiah / *In Million Rupiah*

NO *NO*	NAMA PERUSAHAAN *NAME OF COMPANY*	REASURANSI DAN KOMISI / *REINSURANCE AND COMMISSION*											CADANGAN PREMI *PREMIUM RESERVE*		
		POS LANGSUNG *DIRECT BUSINESS*	INWARD KOMISI *COMMISSION*	INWARD DALAM NEGERI *DOMESTIC*	INWARD ASEAN *ASEAN*	INWARD LAINNYA *OTHER*	OUTWARD KOMISI *COMMISSION*	OUTWARD DALAM NEGERI *DOMESTIC*	OUTWARD ASEAN *ASEAN*	OUTWARD LAINNYA *OTHER*	KOMISI *COMMISSION*	PREMI NETO *NET PREMIUM*	TAHUN LALU *PREVIOUS YEAR*	TAHUN BERJALAN *CURRENT YEAR*	PENDAPATAN PREMI *INCOME PREMIUM*
(1)	(2)	(3)	(4)	(5)	(6)	(7)	(8)	(9)	(10)	(11)	(12)	(13)	(14)	(15)	(16)
	PERUSAHAAN ASURANSI UMUM NASIONAL														
	NATIONAL NON LIFE INSURANCE COMPANIES														
1	PT Asuransi Adira Dinamika	2.014.348,80	450.726,66	7.306,02	-	-	-	245.350,71	91.029,10	-	80.920,00	1.315.468,35	704.773,48	707.627,84	1.312.613,99
2	PT Asuransi Artarindo	86.708,66	18.215,57	130,88	-	-	1,19	22.947,08	-	-	6.881,48	52.557,18	14.386,52	21.011,36	45.932,34
3	PT Arthagraha General Insurance	210.441,42	11.198,48	240,81	-	-	16,30	114.775,62	5.808,92	(0,93)	29.914,88	108.798,71	42.004,28	50.943,38	99.859,61
4	PT Asuransi Asoka Mas	1.078.002,83	108.840,15	55,17	-	-	-	637.909,76	178.135,23	26.668,57	106.248,07	232.752,36	89.162,29	101.096,57	220.818,08
5	PT Asuransi Astra Buana	4.239.469,08	688.161,94	204.848,02	-	-	-	438.344,39	354.010,85	5.330,95	120.907,38	3.079.376,36	1.294.172,96	1.303.404,72	3.070.144,60
6	PT Avrist General Insurance	139.631,80	20.328,92	151,48	-	-	51,40	53.183,16	5.684,64	256,16	15.560,29	75.839,29	25.489,54	33.532,11	67.796,72
7	PT Asuransi Bangun Askrida	2.728.144,41	749.993,71	17.695,22	-	-	5.968,90	483.595,27	-	-	138.087,47	1.644.369,22	940.246,07	1.052.935,60	1.531.679,68
8	PT Berdikari Insurance	44.252,90	9.259,13	54,28	-	-	9,07	15.720,46	-	-	2.595,70	21.914,23	8.632,50	6.497,54	24.049,18
9	PT Asuransi Bhakti Bhayangkara	114.677,62	26.196,31	9.608,21	-	-	2.585,18	42.710,05	264,61	-	6.692,66	59.222,33	19.409,31	20.525,64	58.106,00
10	PT Asuransi Binagriya Upakara	130.958,29	15.945,71	7.391,09	-	-	2.467,89	48.996,80	-	-	8.299,82	79.238,80	136.366,41	135.966,46	79.638,75
11	PT Asuransi Bintang Tbk.	390.717,25	94.304,87	2.983,36	-	-	639,31	85.304,59	60.181,99	-	34.802,60	188.072,44	131.485,79	151.718,69	167.839,53
12	PT Bosowa Asuransi	147.031,51	29.655,04	272,10	-	-	-	62.075,33	-	-	11.221,82	66.795,06	37.571,40	36.341,41	68.025,05
13	PT Asuransi Bringin Sejahtera Artamakmur	1.254.320,85	86.708,40	1.270,93	-	-	-	786.290,01	-	-	61.940,33	444.533,71	281.107,08	293.916,36	431.724,43
14	PT Asuransi Buana Independent	284.790,12	57.502,32	3.070,19	132,63	-	1.243,24	90.608,23	15.872,49	-	28.820,24	151.586,90	67.995,86	72.604,89	146.977,87
15	PT Asuransi Umum Bumiputera Muda 1967	326.193,44	70.442,27	8.351,78	-	-	5.079,93	51.870,51	-	-	11.397,11	218.549,62	170.572,09	154.781,66	234.340,05
16	PT Asuransi Central Asia	2.749.689,57	426.780,95	32.290,70	12.203,70	730,06	14.424,13	1.116.720,41	170.235,13	249.276,45	446.563,76	1.264.040,72	520.999,85	643.388,48	1.141.652,09
17	PT Asuransi Umum BCA	800.975,75	163.192,78	91,67	-	-	6,20	83.658,82	12.684,52	-	29.712,52	571.237,62	264.001,67	317.114,07	518.125,21
18	PT Citra International Underwriters	200.725,62	6.520,17	-	-	-	-	5.584,40	1.632,04	168.137,34	12.900,90	31.752,57	11.028,43	5.851,72	36.929,28
19	PT Asuransi Dayin Mitra Tbk.	871.131,93	26.946,51	4.091,43	-	-	1.002,69	129.333,44	586.790,06	23.953,58	63.593,15	170.790,23	64.169,95	62.047,55	172.912,63
20	PT Asuransi Eka Lloyd Jaya	84.257,94	21.728,09	-	-	-	-	32.482,77	-	-	10.835,39	40.882,47	17.006,18	20.518,20	37.370,45
21	PT Asuransi Himalaya Pelindung	85.773,50	14.770,28	51,15	-	-	45,82	19.247,57	3.204,15	-	4.594,31	53.151,14	26.378,48	23.433,09	56.096,53
22	PT Asuransi Intra Asia	165.515,24	37.588,19	1.820,44	-	-	303,25	30.698,73	-	-	6.783,27	105.528,78	19.511,63	33.631,01	91.409,40
23	PT MNC Asuransi Indonesia	435.471,09	40.108,00	7.247,22	-	-	-	114.769,46	154.832,54	-	39.473,64	172.481,95	68.823,15	92.436,48	148.868,62
24	PT Asuransi Jasa Indonesia (Persero)	4.378.650,75	485.583,28	983.985,97	-	3.426,36	62.785,76	1.567.163,05	-	1.178.531,02	224.881,53	2.296.881,50	722.258,00	689.064,45	2.330.075,05
25	PT Asuransi Jasa Raharja Putera	1.053.040,92	216.839,36	66.866,28	-	13,16	24.140,06	415.708,27	31,86	42,96	136.245,62	599.403,46	315.371,55	384.270,07	530.504,94
26	PT Asuransi Jasa Tania Tbk.	257.515,92	46.338,88	14.866,45	-	-	3.054,39	95.419,37	-	-	18.584,69	146.154,41	57.458,34	60.135,36	143.477,39
27	PT Asuransi Kredit Indonesia (Persero)	3.280.747,20	83.552,23	439.737,15	-	-	118.359,23	1.426.488,25	-	-	60.167,62	-	1.593.528,64	1.683.063,61	-
28	PT Malacca Trust Wuwungan Insurance	205.104,42	32.811,25	4.956,48	-	-	9,96	133.983,86	-	-	26.361,29	69.617,12	37.513,28	39.260,85	67.869,55
29	PT Asuransi Umum Mega	569.492,38	68.255,29	7.148,62	-	-	1.764,99	166.338,61	15.004,57	-	47.564,19	372.841,74	117.696,70	142.357,84	348.180,60
30	PT Asuransi Mega Pratama	119.287,42	15.066,58	7.084,98	-	-	2.770,66	61.186,92	-	-	8.315,25	55.663,49	17.415,89	21.582,56	51.496,82
31	PT Asuransi Kresna Mitra Tbk.	319.245,12	41.058,93	653,48	-	-	42,00	156.726,32	14.964,97	-	42.122,59	149.228,97	57.198,25	80.940,29	125.486,94
32	PT Pan Pacific Insurance	760.596,45	194.097,83	731,12	-	-	-	287.732,28	-	-	89.219,29	368.716,74	549.622,05	416.260,67	502.078,12
33	PT Asuransi Purna Artanugraha	327.681,74	63.744,30	15.845,31	-	-	15.936,08	82.053,65	20.513,42	-	10.263,34	171.542,94	113.452,46	110.404,68	174.590,72
34	PT Asuransi Raksa Pratikara	888.860,84	193.427,15	-	-	-	-	340.233,91	39.955,95	-	123.322,04	438.565,87	217.427,66	216.313,90	439.679,63
35	PT Asuransi Rama Satria Wibawa	33.990,94	5.969,01	748,11	-	-	241,63	8.641,00	1.017,95	213,98	2.504,95	21.160,43	21.740,89	9.547,14	33.354,19
36	PT Asuransi Recapital*	-	-	-	-	-	-	-	-	-	-	-	-	-	-
37	PT Asuransi Reliance Indonesia	370.444,47	35.513,27	-	-	-	-	88.878,96	19,32	-	20.005,13	266.038,05	87.786,09	98.965,89	254.858,25
38	PT Sarana Lindung Upaya	21.758,31	1.680,91	11,89	-	-	1,56	6.151,95	-	-	2.067,46	16.003,25	11.444,50	1.999,80	25.447,95
39	PT Asuransi Sinar Mas	4.835.503,16	668.000,41	93.129,42	807.169,71	11.206,31	26.946,66	1.615.948,56	1.402.016,57	47.817,64	48.987,29	2.035.266,04	742.333,94	759.925,24	2.017.674,74
40	PT Asuransi Sumit Oto	260.590,82	6.603,56	-	-	-	-	220,71	-	-	10,20	253.776,75	125.203,20	132.571,04	246.408,91
41	PT Asuransi Staco Mandiri	63.481,21	11.220,34	37.267,96	-	-	4.442,36	49.284,19	61,31	-	6.515,35	42.256,32	10.035,83	13.179,49	39.112,66

NO *NO*	NAMA PERUSAHAAN *NAME OF COMPANY*	REASURANSI DAN KOMISI / *REINSURANCE AND COMMISSION*											CADANGAN PREMI *PREMIUM RESERVE*		
				INWARD			OUTWARD								
		POS LANGSUNG *DIRECT BUSINESS*	KOMISI *COMMISSION*	DALAM NEGERI *DOMESTIC*	ASEAN *ASEAN*	LAINNYA *OTHER*	KOMISI *COMMISSION*	DALAM NEGERI *DOMESTIC*	ASEAN *ASEAN*	LAINNYA *OTHER*	KOMISI *COMMISSION*	PREMI NETO *NET PREMIUM*	TAHUN LALU *PREVIOUS YEAR*	TAHUN BERJALAN *CURRENT YEAR*	PENDAPATAN PREMI *INCOME PREMIUM*
(1)	(2)	(3)	(4)	(5)	(6)	(7)	(8)	(9)	(10)	(11)	(12)	(13)	(14)	(15)	(16)
42	PT Asuransi Tri Pakarta	624.058,85	73.054,00	30.960,94	233,24	-	10.131,47	133.755,65	156.377,41	58.898,22	54.232,96	277.269,24	176.904,34	182.367,83	271.805,75
43	PT Asuransi Tugu Kresna Pratama	192.835,36	18.759,63	17.205,42	-	-	4.192,26	152.119,14	3.943,77	-	29.672,76	60.698,74	10.533,61	13.612,32	57.620,03
44	PT Tugu Pratama Indonesia	2.342.521,06	111.221,02	13.973,84	1.068,33	41.837,34	13.664,12	551.266,26	283.009,00	938.982,13	201.471,94	702.729,98	229.420,48	239.943,64	692.206,83
45	PT Victoria Insurance Tbk.	51.387,08	2.069,35	257,83	-	-	68,88	21.750,74	86,91	661,18	3.668,82	30.676,67	10.662,16	7.351,83	33.987,00
46	PT Asuransi Videi	70.355,99	16.002,55	6.164,39	-	-	1.453,22	17.907,64	-	-	5.264,97	46.421,94	7.438,03	7.547,22	46.312,75
47	PT Asuransi Wahana Tata	2.077.318,81	256.955,83	61.519,55	228,19	765,29	3.225,63	805.121,59	190.706,97	100.191,70	170.260,97	953.891,11	477.396,15	551.831,60	879.455,65
48	PT Asuransi Mitra Pelindung Mustika	458.277,52	77.170,90	828,36	-	-	265,94	95.865,55	35.098,16	-	22.527,60	273.232,93	146.214,22	208.177,39	211.269,76
49	PT Asuransi Cakrawala Proteksi Indonesia	1.011.109,57	172.732,45	537,69	-	-	127,56	396.976,57	38.191,96	-	33.953,22	437.571,94	178.584,46	281.144,76	335.011,64
50	PT Asuransi Simas Net	23.551,67	7.974,15	-	-	-	-	134,01	-	-	10,83	15.454,34	4.878,88	6.606,66	13.726,57
51	PT Asuransi ASEI Indonesia	324.466,89	35.004,09	35.327,25	-	-	-	178.663,99	-	-	29.048,09	175.174,14	130.803,93	94.148,72	211.829,34
52	PT Bess Central Insurance	392.364,85	111.893,14	97,76	-	-	-	56.181,66	-	48.001,87	22.588,27	198.974,21	70.786,17	118.788,64	150.971,74
	JUMLAH / SUB TOTAL	**43.897.469,36**	**6.227.714,16**	**2.148.928,39**	**821.035,81**	**57.978,52**	**327.468,91**	**13.624.080,24**	**3.841.366,36**	**2.846.962,83**	**2.718.585,03**	**20.624.152,33**	**11.196.404,64**	**11.912.688,32**	**19.997.403,62**
	PERUSAHAAN ASURANSI UMUM PATUNGAN														
	JOINT VENTURE NON LIFE INSURANCE COMPANIES														
1	PT CHUBB General Insurance Indonesia	1.215.368,37	226.762,43	108.681,36	27.320,84	710,76	42.610,38	135.243,48	38.859,49	179.840,11	42.058,60	770.824,05	654.680,00	622.482,78	803.021,26
2	PT Asuransi Allianz Utama Indonesia	664.243,23	96.581,58	332.599,89	149,87	-	128.239,42	135.448,19	76.681,95	164.320,36	74.646,96	470.368,45	230.384,81	211.397,82	489.355,44
3	PT Asuransi AXA Indonesia	639.698,52	90.059,80	39.238,71	105,35	4.415,71	6.601,26	207.480,88	22.363,78	166.070,35	91.602,14	282.484,37	102.940,81	98.844,05	286.581,13
4	PT AIG Insurance Indonesia	479.007,95	55.448,78	55.094,32	696,30	23.870,89	9.938,77	103.770,20	-	296.317,13	145.851,81	239.046,39	110.278,85	66.383,01	282.942,22
5	PT China Taiping Insurance Indonesia	386.768,07	21.856,58	3.013,07	-	-	619,15	131.760,26	24.127,20	183.098,00	53.104,60	81.424,55	22.286,17	32.244,22	71.466,50
6	PT Meritz Korindo Insurance	144.780,88	9.959,97	9.137,95	0,24	-	8,30	90.144,31	3.819,82	45.890,26	35.848,37	39.944,77	12.423,67	14.440,16	37.928,28
7	PT KSK Insurance Indonesia	181.696,02	32.270,99	-	-	-	-	37.620,46	7.937,23	24.361,21	19.058,41	98.564,53	43.069,53	54.247,33	87.386,73
8	PT Kookmin Best Insurance Indonesia	135.841,12	9.911,40	1.322,31	-	-	295,82	105.296,53	-	-	21.525,50	43.185,18	29.748,52	24.193,46	48.740,24
9	PT Mandiri AXA General Insurance	453.693,19	116.378,56	12.901,89	-	-	1.717,17	58.448,73	32.671,87	14.075,70	24.380,53	267.683,58	632.476,09	531.867,93	368.291,73
10	PT Asuransi MSIG Indonesia	1.369.291,01	76.825,03	76.589,66	(54,42)	18,51	17.269,24	284.539,44	199.382,78	511.929,11	147.821,34	503.720,51	257.946,49	286.173,49	475.493,51
11	PT Sompo Insurance Indonesia	1.601.212,60	248.746,64	33.644,56	-	-	6.520,95	204.907,40	106.513,28	487.245,64	167.110,54	748.033,79	405.029,15	686.504,79	466.558,15
12	PT QBE General Insurance Indonesia	605.393,45	88.741,14	-	-	-	-	76.454,25	9.535,58	48.746,73	6.751,59	388.667,34	283.162,49	223.318,06	448.511,77
13	PT Asuransi Samsung Tugu	262.182,07	18.837,02	56.361,47	2.253,48	531,64	13.602,33	101.513,31	68.375,45	64.837,62	59.415,91	113.578,84	57.624,36	56.427,02	114.776,18
14	PT Asuransi Tokio Marine Indonesia	1.176.637,10	147.456,38	90.527,98	1.630,56	1.789,46	22.932,02	253.740,38	260.498,97	120.997,77	144.134,52	609.094,10	279.497,83	290.949,01	597.642,92
15	PT Zurich Insurance Indonesia	545.100,28	63.470,94	11.061,41	-	-	-	81.725,12	-	263.264,99	26.444,16	174.144,81	69.623,85	100.699,67	143.068,99
16	PT Asuransi Bina Dana Arta Tbk.	1.172.138,13	159.767,46	306,64	-	-	-	42.822,36	2.003,23	(0,93)	11.324,81	979.177,45	1.201.579,77	1.214.279,11	966.478,11
17	PT Asuransi FPG Indonesia	815.184,63	84.788,05	5.287,26	-	-	-	486.671,71	2.855,84	155.436,36	129.076,47	219.796,40	118.922,77	122.873,97	215.845,20
18	PT Lippo General Insurance Tbk.	1.357.701,01	141.932,19	5.956,73	(3,73)	-	-	243.048,04	109.668,49	-	70.937,73	939.943,02	380.845,16	397.191,08	923.597,11
19	PT Asuransi Parolamas	16.622,30	3.377,75	1.458,91	-	-	237,79	8.188,59	-	-	1.915,89	8.192,96	22.381,26	15.134,19	15.440,04
20	PT Asuransi Ramayana Tbk.	956.358,63	205.075,21	-	-	-	-	198.934,39	-	-	47.957,52	600.306,55	317.844,93	287.196,12	630.955,36
21	PT Asuransi Harta Aman Pratama Tbk.	289.926,57	67.780,39	225,10	-	-	61,66	113.798,14	-	-	18.038,40	126.549,88	62.920,73	68.756,94	120.713,67
22	PT Asuransi Multi Artha Guna Tbk.	1.305.948,97	184.101,82	22.788,01	7,65	(1.351,31)	1.869,27	304.670,63	261.678,42	104.094,11	148.590,05	619.569,12	245.251,21	245.270,08	619.550,25
	JUMLAH / SUB TOTAL	**15.774.794,11**	**2.150.130,11**	**866.197,24**	**32.106,15**	**29.985,66**	**252.523,54**	**3.406.226,79**	**1.226.973,38**	**2.830.524,52**	**1.487.595,84**	**8.324.300,65**	**5.540.918,44**	**5.650.874,30**	**8.214.344,79**
	PERUSAHAAN REASURANSI														
	REINSURANCE COMPANIES														
1	PT Reasuransi Indonesia Utama	-	-	5.302.925,49	9.654,55	79.919,98	1.199.703,48	770.242,11	585.995,96	271.337,63	247.724,17	2.812.945,01	1.426.710,51	1.525.312,12	2.714.343,39
2	PT Maskapai Reasuransi Indonesia	-	-	1.805.138,96	-	-	370.720,13	-	715.040,71	-	203.800,45	923.178,58	406.796,36	427.658,52	902.316,42
3	PT Reasuransi Nasional Indonesia	-	-	5.330.163,72	283.237,86	-	1.302.452,59	311.339,41	2.075.288,86	-	314.242,61	2.238.563,33	881.644,00	930.627,06	2.189.580,27
4	PT Tugu Reasuransi Indonesia	-	-	2.253.042,41	705.876,51	48.647,78	579.861,89	461.018,80	925.386,85	53.444,81	94.157,12	1.082.011,47	331.916,43	346.230,78	1.067.697,12
5	PT Reasuransi Maipark Indonesia	-	-	298.871,36	1.771,28	-	76.721,78	35.545,56	46.639,03	-	1.221,51	142.957,78	66.020,81	68.717,12	140.261,48
6	PT Reasuransi Nusantara Makmur	-	-	31.423,95	222.100,07	-	232,87	-	249.918,04	-	-	3.373,11	-	2.288,59	1.084,53
	JUMLAH / SUB TOTAL	**-**	**-**	**15.021.565,89**	**1.222.640,27**	**128.567,76**	**3.529.692,73**	**1.578.145,88**	**4.598.269,45**	**324.782,44**	**861.145,86**	**7.203.029,29**	**3.113.088,11**	**3.300.834,19**	**7.015.283,21**
	JUMLAH SELURUHNYA / GRAND TOTAL	**59.672.263,47**	**8.377.844,27**	**18.036.691,52**	**2.075.782,22**	**216.531,94**	**4.109.685,18**	**18.608.452,91**	**9.666.609,19**	**6.002.269,79**	**5.067.326,73**	**36.151.482,27**	**19.850.411,19**	**20.864.396,80**	**35.227.031,62**

Keterangan / *Notes* :
*) Tidak Menyampaikan Laporan / *Have Not Submitted Annual Report*

USAHA ASURANSI UMUM & REASURANSI

NON LIFE INSURANCE & REINSURANCE BUSINESS

TABEL: 2.11.1/TABLE: 2.11.1

PREMI USAHA ASURANSI UMUM DAN REASURANSI TAHUN 2017

PREMIUMS OF NON LIFE INSURANCE AND REINSURANCE BUSINESS IN 2017

Lini Usaha : Harta Benda

Line of Business : Property

Dalam Jutaan Rupiah / *In Million Rupiah*

NO *NO*	NAMA PERUSAHAAN *NAME OF COMPANY*	POS LANGSUNG *DIRECT BUSINESS*	REASURANSI DAN KOMISI / *REINSURANCE AND COMMISSION*										CADANGAN PREMI *PREMIUM RESERVE*		
			INWARD				OUTWARD								
			KOMISI *COMMISSION*	DALAM NEGERI *DOMESTIC*	ASEAN *ASEAN*	LAINNYA *OTHER*	KOMISI *COMMISSION*	DALAM NEGERI *DOMESTIC*	ASEAN *ASEAN*	LAINNYA *OTHER*	KOMISI *COMMISSION*	PREMI NETO *NET PREMIUM*	TAHUN LALU *PREVIOUS YEAR*	TAHUN BERJALAN *CURRENT YEAR*	PENDAPATAN PREMI *INCOME PREMIUM*
(1)	(2)	(3)	(4)	(5)	(6)	(7)	(8)	(9)	(10)	(11)	(12)	(13)	(14)	(15)	(16)
	PERUSAHAAN ASURANSI UMUM NASIONAL														
	NATIONAL NON LIFE INSURANCE COMPANIES														
1	PT Asuransi Adira Dinamika	217.405,66	36.982,85	6.002,44	-	-	-	65.044,49	76.356,57	-	41.480,55	86.504,73	53.943,32	56.177,90	84.270,14
2	PT Asuransi Artarindo	19.600,58	2.943,77	130,88	-	-	1,19	15.531,88	-	-	4.707,37	5.962,00	2.400,98	1.168,47	7.194,51
3	PT Arthagraha General Insurance	104.905,23	4.058,40	37,15	-	-	2,04	71.963,11	5.609,43	(0,93)	21.784,68	45.095,01	25.285,50	24.590,03	45.790,48
4	PT Asuransi Asoka Mas	445.099,40	31.422,15	55,17	-	-	-	314.159,27	89.351,36	7.325,06	61.816,62	64.713,34	27.682,81	22.831,06	69.565,09
5	PT Asuransi Astra Buana	430.726,09	39.540,20	190.342,94	-	-	-	283.292,24	251.889,23	1.122,44	92.388,30	137.613,23	55.298,96	49.813,21	143.098,98
6	PT Avrist General Insurance	54.307,20	3.389,54	166,62	-	-	51,40	35.354,26	4.584,92	256,12	11.369,43	22.207,01	8.804,66	10.824,45	20.187,22
7	PT Asuransi Bangun Askrida	107.362,39	11.287,75	5.348,32	-	-	1.638,80	74.670,62	-	-	15.745,41	40.858,95	18.362,57	15.918,36	43.303,15
8	PT Berdikari Insurance	8.052,82	1.451,70	30,58	-	-	8,41	3.556,23	-	-	697,18	3.764,25	2.145,58	2.415,62	3.494,21
9	PT Asuransi Bhakti Bhayangkara	31.662,88	2.202,09	2.335,10	-	-	315,45	22.936,07	264,61	-	2.314,20	10.593,95	2.322,31	2.707,17	10.209,09
10	PT Asuransi Binagriya Upakara	90.539,91	7.725,60	1.755,84	-	-	460,58	31.239,44	-	-	4.207,67	57.077,81	126.190,05	126.231,96	57.035,90
11	PT Asuransi Bintang Tbk.	160.261,86	28.001,31	2.666,26	-	-	519,33	67.076,51	49.379,44	-	30.535,63	48.487,16	26.175,31	33.256,10	41.406,37
12	PT Bosowa Asuransi	38.398,51	6.140,61	173,07	-	-	-	4.081,13	-	-	4.372,21	32.722,05	9.470,52	18.638,46	23.554,11
13	PT Asuransi Bringin Sejahtera Artamakmur	769.886,64	37.156,38	410,07	-	-	-	642.050,01	-	-	40.078,07	131.168,38	155.140,74	195.093,67	91.215,45
14	PT Asuransi Buana Independent	142.341,97	21.413,76	616,26	0,17	-	224,85	76.728,68	15.872,49	-	26.145,99	54.864,61	18.394,17	20.142,89	53.115,89
15	PT Asuransi Umum Bumiputera Muda 1967	38.114,08	5.272,30	4.430,48	-	-	1.511,41	18.654,66	-	-	2.181,57	19.287,75	30.428,06	15.841,90	33.873,91
16	PT Asuransi Central Asia	919.716,04	83.357,14	21.147,17	7.099,40	786,67	9.629,87	783.490,42	92.810,49	63.685,88	282.370,64	198.146,12	30.610,90	82.418,52	146.338,50
17	PT Asuransi Umum BCA	171.642,27	18.055,21	91,46	-	-	6,20	68.812,26	12.466,46	-	26.331,15	98.724,75	67.735,88	83.792,30	82.668,32
18	PT Citra International Underwriters	427,57	96,98	-	-	-	-	410,45	-	-	109,54	29,68	1,49	37,03	(5,86)
19	PT Asuransi Dayin Mitra Tbk.	466.913,85	11.972,84	3.897,30	-	-	959,43	92.559,45	303.998,58	7.912,40	45.259,31	98.667,76	39.094,16	37.312,19	100.449,73
20	PT Asuransi Eka Lloyd Jaya	18.148,16	2.159,07	-	-	-	-	11.981,93	-	-	3.348,65	7.355,81	4.686,31	3.903,86	8.138,26
21	PT Asuransi Himalaya Pelindung	24.576,00	3.328,09	47,39	-	-	45,82	8.559,61	2.842,51	-	2.657,10	12.504,46	5.896,25	7.522,73	10.877,98
22	PT Asuransi Intra Asia	16.467,06	2.474,36	-	-	-	-	5.314,62	-	-	1.532,04	10.210,12	1.185,40	2.238,49	9.157,04
23	PT MNC Asuransi Indonesia	110.134,42	11.596,54	1.071,93	-	-	-	82.638,40	7.167,16	-	29.180,57	38.984,82	17.548,77	22.067,06	34.466,53
24	PT Asuransi Jasa Indonesia (Persero)	1.220.265,05	64.671,44	513.316,87	-	2.280,40	40.564,18	859.310,79	-	307.024,37	20.102,86	484.394,38	181.465,00	145.318,31	520.541,07
25	PT Asuransi Jasa Raharja Putera	60.487,92	8.671,83	4.351,62	-	-	1.498,19	37.327,68	-	-	11.649,62	28.991,46	20.553,47	17.407,29	32.137,64
26	PT Asuransi Jasa Tania Tbk.	127.797,25	19.224,05	5.146,52	-	-	803,56	51.460,80	-	-	9.865,37	71.320,72	32.744,58	34.906,30	69.159,01
27	PT Asuransi Kredit Indonesia (Persero)	-	-	-	-	-	-	-	-	-	-	-	-	-	-
28	PT Malacca Trust Wuwungan Insurance	44.232,38	4.587,68	487,46	-	-	9,81	41.561,00	-	-	9.064,51	7.625,86	6.466,10	5.380,92	8.711,04
29	PT Asuransi Umum Mega	170.695,04	14.080,40	6.774,50	-	-	1.662,76	122.784,92	7.397,62	-	33.471,72	65.015,55	21.914,64	27.035,04	59.895,15
30	PT Asuransi Mega Pratama	41.106,85	2.825,30	601,34	-	-	274,35	27.246,75	-	-	3.058,83	14.420,62	3.741,36	5.195,90	12.966,08
31	PT Asuransi Kresna Mitra Tbk.	147.693,27	13.092,88	147,54	-	-	36,38	120.391,19	12.043,57	-	33.653,44	35.930,22	18.735,47	17.428,08	37.237,61
32	PT Pan Pacific Insurance	12.442,47	1.051,95	15,58	-	-	-	9.931,50	-	-	2.814,08	4.288,68	1.458,74	1.607,50	4.139,93
33	PT Asuransi Purna Artanugraha	84.404,83	9.841,21	3.954,48	-	-	2.460,30	27.002,88	6.750,72	-	3.491,31	45.795,51	16.510,65	26.433,30	35.872,86
34	PT Asuransi Raksa Pratikara	32.833,90	3.072,24	-	-	-	-	23.147,01	6.649,01	-	8.441,47	8.407,11	3.209,66	3.836,45	7.780,32
35	PT Asuransi Rama Satria Wibawa	5.928,57	149,28	461,73	-	-	135,68	3.137,96	906,52	180,74	640,77	2.520,90	6.948,18	2.391,32	7.077,76
36	PT Asuransi Recapital		-				-				-	-			-
37	PT Asuransi Reliance Indonesia	27.752,29	2.620,87	-	-	-	-	19.763,22	19,32	-	5.936,46	11.285,34	2.494,76	3.571,28	10.208,82
38	PT Sarana Lindung Upaya	2.606,22	156,54	4,57	-	-	0,03	1.818,90	-	-	563,62	1.198,95	(1.690,80)	2.333,66	(2.825,52)
39	PT Asuransi Sinar Mas	1.484.718,60	68.569,81	45.090,21	806.613,86	3.962,58	17.591,96	814.488,68	1.298.672,11	17.612,73	30.180,36	153.630,31	89.114,81	94.049,98	148.695,14
40	PT Asuransi Sumit Oto	-	-	-	-	-	-	-	-	-	-	-	-	-	-
41	PT Asuransi Staco Mandiri	26.586,00	2.622,00	15.688,00	-	-	2.780,00	28.519,00	-	-	4.000,00	12.353,00	3.951,00	3.337,00	12.967,00

NO *NO*	NAMA PERUSAHAAN *NAME OF COMPANY*	REASURANSI DAN KOMISI / *REINSURANCE AND COMMISSION*											CADANGAN PREMI *PREMIUM RESERVE*		
				INWARD			OUTWARD								
		POS LANGSUNG *DIRECT BUSINESS*	KOMISI *COMMISSION*	DALAM NEGERI *DOMESTIC*	ASEAN *ASEAN*	LAINNYA *OTHER*	KOMISI *COMMISSION*	DALAM NEGERI *DOMESTIC*	ASEAN *ASEAN*	LAINNYA *OTHER*	KOMISI *COMMISSION*	PREMI NETO *NET PREMIUM*	TAHUN LALU *PREVIOUS YEAR*	TAHUN BERJALAN *CURRENT YEAR*	PENDAPATAN PREMI *INCOME PREMIUM*
(1)	(2)	(3)	(4)	(5)	(6)	(7)	(8)	(9)	(10)	(11)	(12)	(13)	(14)	(15)	(16)
42	PT Asuransi Tri Pakarta	345.989,15	36.950,00	2.571,35	233,24	-	737,46	-	145.213,69	58.898,22	32.523,78	139.518,15	91.952,12	103.768,33	127.701,94
43	PT Asuransi Tugu Kresna Pratama	16.429,61	1.753,59	9.642,89	-	-	2.016,48	19.630,22	412,21	-	5.641,87	7.901,86	2.046,91	3.572,25	6.376,52
44	PT Tugu Pratama Indonesia	662.694,85	4.954,82	-	-	-	-	37.012,04	37.875,74	412.921,13	14.477,31	184.408,43	106.948,55	112.596,49	178.760,49
45	PT Victoria Insurance Tbk.	24.214,15	876,02	257,83	-	-	68,88	17.781,17	86,91	294,09	2.836,92	8.201,83	5.276,10	3.825,44	9.652,49
46	PT Asuransi Videi	3.359,18	913,56	1.487,11	-	-	307,78	2.757,82	-	-	773,82	1.640,95	12,81	727,73	926,03
47	PT Asuransi Wahana Tata	810.897,30	83.779,37	15.606,68	157,89	-	2.261,86	474.705,87	84.605,90	29.655,26	106.730,44	258.384,04	96.930,29	99.375,71	255.938,62
48	PT Asuransi Mitra Pelindung Mustika	78.830,57	5.828,21	384,84	-	-	92,42	43.358,98	14.231,19	-	13.836,36	29.540,97	17.166,32	12.655,81	34.051,48
49	PT Asuransi Cakrawala Proteksi Indonesia	101.863,15	15.900,20	450,34	-	-	108,38	82.474,88	9.996,51	-	20.240,98	14.074,51	629,16	36.130,81	(21.427,13)
50	PT Asuransi Simas Net	545,89	46,54	-	-	-	-	54,33	-	-	10,83	455,85	256,61	245,63	466,83
51	PT Asuransi ASEI Indonesia	104.509,74	16.079,73	23.808,24	-	-	-	71.307,06	-	-	7.228,29	48.159,49	43.217,20	13.323,47	78.053,22
52	PT Bess Central Insurance	61.021,04	14.587,53	97,76	-	-	-	44.959,37	-	4.219,92	17.593,09	14.945,07	5.512,46	12.621,16	7.836,37
	JUMLAH / *SUB TOTAL*	**10.086.595,85**	**768.935,68**	**891.103,88**	**814.104,56**	**7.029,65**	**88.785,24**	**5.762.039,77**	**2.537.454,28**	**911.107,46**	**1.149.442,00**	**2.879.953,51**	**1.506.370,82**	**1.624.018,57**	**2.762.305,76**
	PERUSAHAAN ASURANSI UMUM PATUNGAN *JOINT VENTURE NON LIFE INSURANCE COMPANIES*														
1	PT CHUBB General Insurance Indonesia	405.626,04	29.751,84	82.522,67	-	-	31.750,03	84.328,60	37.947,78	115.919,83	29.766,20	218.216,83	181.983,00	185.328,66	214.871,17
2	PT Asuransi Allianz Utama Indonesia	263.275,01	17.665,47	15.488,59	(469,34)	-	4.731,90	97.139,48	35.740,01	79.429,85	29.364,76	72.952,31	56.996,76	59.305,45	70.643,62
3	PT Asuransi AXA Indonesia	146.662,43	12.851,96	35.595,64	-	3.161,09	6.146,65	53.206,56	2.935,15	69.979,95	27.990,58	68.289,47	26.483,42	27.178,78	67.594,11
4	PT AIG Insurance Indonesia	157.311,72	12.956,91	21.994,28	520,61	20.700,83	4.599,48	41.359,53	-	112.913,55	60.015,70	88.713,66	20.870,78	16.582,09	93.002,34
5	PT China Taiping Insurance Indonesia	237.055,10	11.931,68	2.752,68	-	-	562,60	106.127,34	22.140,01	93.198,81	40.100,05	45.947,39	7.708,61	11.647,91	42.008,08
6	PT Meritz Korindo Insurance	113.902,96	9.253,35	6.009,63	-	-	-	75.138,72	1.066,14	35.399,39	28.975,85	28.030,85	9.168,45	10.060,03	27.139,28
7	PT KSK Insurance Indonesia	43.234,47	4.747,32	-	-	-	-	31.060,63	2.995,24	-	11.706,68	16.137,97	5.430,18	9.352,65	12.215,50
8	PT Kookmin Best Insurance Indonesia	92.719,40	5.987,77	1.033,25	-	-	226,81	86.346,48	-	-	19.201,72	20.393,31	17.988,24	14.600,41	23.781,14
9	PT Mandiri AXA General Insurance	146.188,25	18.834,18	7.911,57	-	-	795,64	25.458,55	27.695,55	4.510,65	12.446,11	89.251,36	119.547,04	125.561,14	83.237,26
10	PT Asuransi MSIG Indonesia	741.603,33	32.948,86	69.135,83	-	-	15.740,10	195.754,21	173.688,21	364.387,36	122.869,13	151.089,57	75.328,59	87.597,82	138.820,34
11	PT Sompo Insurance Indonesia	730.420,27	84.765,87	30.379,15	-	-	5.799,07	166.526,10	31.468,03	423.133,27	141.830,74	190.937,82	45.855,03	132.375,51	104.417,34
12	PT QBE General Insurance Indonesia	222.001,11	22.046,25	-	-	-	-	33.920,74	2.717,99	37.454,18	4.561,06	130.423,01	110.027,48	91.639,98	148.810,51
13	PT Asuransi Samsung Tugu	144.161,89	14.568,19	46.040,16	1.893,86	(2,26)	10.972,57	80.786,04	56.249,79	45.144,84	48.635,20	33.007,42	26.966,85	29.848,33	30.125,94
14	PT Asuransi Tokio Marine Indonesia	491.325,63	36.127,94	84.393,85	709,79	1.995,42	21.435,76	207.905,23	207.456,36	80.003,03	124.470,33	149.966,71	96.760,52	100.997,05	145.730,17
15	PT Zurich Insurance Indonesia	329.569,43	20.410,39	5.129,88	-	-	-	61.521,64	-	205.711,91	16.639,45	63.694,81	33.267,91	52.276,67	44.686,06
16	PT Asuransi Bina Dana Arta Tbk.	55.169,48	5.247,14	304,21	-	-	-	28.552,53	1.904,56	(0,93)	7.983,69	27.754,07	28.758,08	30.236,50	26.275,65
17	PT Asuransi FPG Indonesia	337.084,03	27.245,50	3.829,78	-	-	-	296.091,66	104,62	22.659,63	78.255,86	73.068,26	42.882,23	49.045,99	66.904,51
18	PT Lippo General Insurance Tbk.	422.564,88	52.176,72	5.410,62	(3,73)	-	-	197.595,88	85.348,17	-	57.846,89	150.697,90	96.035,37	103.537,14	143.196,12
19	PT Asuransi Parolamas	3.799,51	477,35	1.457,54	-	-	237,20	2.951,57	-	-	825,64	2.416,56	6.016,20	4.323,30	4.109,46
20	PT Asuransi Ramayana Tbk.	149.667,91	20.841,03	-	-	-	-	102.249,97	-	-	30.202,85	56.779,76	35.892,89	35.882,35	56.790,29
21	PT Asuransi Harta Aman Pratama Tbk.	105.189,56	15.762,01	129,87	-	-	35,25	74.563,42	-	-	13.957,67	28.916,42	16.519,49	19.032,78	26.403,13
22	PT Asuransi Multi Artha Guna Tbk.	525.952,69	94.405,40	15.711,64	7,65	-	1.225,89	221.804,14	125.450,39	80.582,49	110.289,32	128.492,99	51.032,29	51.961,35	127.563,93
	JUMLAH / *SUB TOTAL*	**5.864.485,09**	**551.003,13**	**435.230,83**	**2.658,84**	**25.855,09**	**104.258,95**	**2.270.389,03**	**814.907,98**	**1.770.427,81**	**1.017.935,48**	**1.835.178,43**	**1.111.519,41**	**1.248.371,88**	**1.698.325,96**
	PERUSAHAAN REASURANSI *REINSURANCE COMPANIES*														
1	PT Reasuransi Indonesia Utama	-	-	1.860.390,84	6.772,88	63.931,61	527.109,35	32.577,32	472.480,65	202.855,60	140.715,87	836.788,28	371.171,54	424.179,17	783.780,66
2	PT Maskapai Reasuransi Indonesia	-	-	343.505,52	-	-	94.910,19	-	86.358,71	-	4.092,03	166.328,65	51.925,65	51.298,26	166.956,05
3	PT Reasuransi Nasional Indonesia	-	-	2.364.635,98	205.063,60	-	541.866,59	139.188,16	1.344.866,83	-	152.987,05	696.765,05	235.053,00	199.962,06	731.855,99
4	PT Tugu Reasuransi Indonesia	-	-	947.797,85	657.607,72	22.051,91	281.399,10	104.929,30	711.997,28	5.659,69	19.717,58	543.189,69	155.564,51	131.602,86	567.151,35
5	PT Reasuransi Maipark Indonesia	-	-	298.871,36	1.771,28	-	76.721,78	35.545,56	46.639,03	-	1.221,51	142.957,78	66.020,81	68.717,12	140.261,48
6	PT Reasuransi Nusantara Makmur	-	-	791,94	222.100,07	-	221,47	-	219.729,44	-	-	2.941,10	-	2.170,48	770,61
	JUMLAH / *SUB TOTAL*	**-**	**-**	**5.815.993,49**	**1.093.315,55**	**85.983,52**	**1.522.228,47**	**312.240,34**	**2.882.071,94**	**208.515,29**	**318.734,05**	**2.388.970,57**	**879.735,52**	**877.929,94**	**2.390.776,15**
	JUMLAH SELURUHNYA / *GRAND TOTAL*	**15.951.080,95**	**1.319.938,81**	**7.142.328,20**	**1.910.078,94**	**118.868,26**	**1.715.272,66**	**8.344.669,15**	**6.234.434,20**	**2.890.050,56**	**2.486.111,53**	**7.104.102,50**	**3.497.625,75**	**3.750.320,39**	**6.851.407,86**

Keterangan / *Notes* :
*) Tidak Menyampaikan Laporan / *Have Not Submitted Annual Report*

USAHA ASURANSI UMUM & REASURANSI
NON LIFE INSURANCE & REINSURANCE BUSINESS

TABEL: 2.11.2/TABLE: 2.11.2
PREMI USAHA ASURANSI UMUM DAN REASURANSI TAHUN 2017
PREMIUMS OF NON LIFE INSURANCE AND REINSURANCE BUSINESS IN 2017
Lini Usaha : Kendaraan Bermotor
Line of Business : Motor Vehicle

Dalam Jutaan Rupiah / *In Million Rupiah*

NO *NO*	NAMA PERUSAHAAN *NAME OF COMPANY*	REASURANSI DAN KOMISI / *REINSURANCE AND COMMISSION*											CADANGAN PREMI *PREMIUM RESERVE*		
		POS LANGSUNG *DIRECT BUSINESS*	INWARD				OUTWARD				KOMISI *COMMISSION*	PREMI NETO *NET PREMIUM*	TAHUN LALU *PREVIOUS YEAR*	TAHUN BERJALAN *CURRENT YEAR*	PENDAPATAN PREMI *INCOME PREMIUM*
			KOMISI *COMMISSION*	DALAM NEGERI *DOMESTIC*	ASEAN *ASEAN*	LAINNYA *OTHER*	KOMISI *COMMISSION*	DALAM NEGERI *DOMESTIC*	ASEAN *ASEAN*	LAINNYA *OTHER*					
(1)	(2)	(3)	(4)	(5)	(6)	(7)	(8)	(9)	(10)	(11)	(12)	(13)	(14)	(15)	(16)
	PERUSAHAAN ASURANSI UMUM NASIONAL														
	NATIONAL NON LIFE INSURANCE COMPANIES														
1	PT Asuransi Adira Dinamika	1.155.557,88	287.533,27	497,72	-	-	-	39.314,65	-	-	7.232,27	836.439,96	444.837,31	467.915,61	813.361,67
2	PT Asuransi Artarindo	54.861,81	14.031,79	-	-	-	-	1.164,17	-	-	323,75	39.989,59	11.750,08	18.226,70	33.512,97
3	PT Arthagraha General Insurance	26.932,70	2.268,81	(0,02)	-	-	(0,01)	1.064,37	-	-	103,18	23.702,69	12.111,25	15.912,91	19.901,03
4	PT Asuransi Asoka Mas	155.872,56	31.864,65	-	-	-	-	(6.328,34)	-	-	97,01	130.433,26	52.444,40	63.159,77	119.717,89
5	PT Asuransi Astra Buana	2.798.860,17	621.249,09	2.189,39	-	-	-	8.249,31	5.117,63	-	639,20	2.167.072,73	1.066.060,84	1.091.303,97	2.141.829,60
6	PT Avrist General Insurance	67.736,09	13.948,32	(15,14)	-	-	-	3.368,61	-	-	135,31	50.539,33	16.211,15	22.147,22	44.603,26
7	PT Asuransi Bangun Askrida	35.643,58	8.211,99	379,75	-	-	127,33	456,01	-	-	-	27.227,99	11.828,34	11.267,33	27.789,00
8	PT Berdikari Insurance	3.578,77	917,92	-	-	-	-	1.625,43	-	-	422,12	1.457,54	1.181,90	637,11	2.002,33
9	PT Asuransi Bhakti Bhayangkara	8.780,43	2.113,56	306,76	-	-	91,71	3.180,75	-	-	1.009,37	4.710,53	2.607,44	3.063,82	4.254,15
10	PT Asuransi Binagriya Upakara	11.006,01	2.691,81	35,98	-	-	11,75	217,50	-	-	32,88	8.153,82	4.200,83	3.914,82	8.439,83
11	PT Asuransi Bintang Tbk.	116.618,43	27.475,86	-	-	-	-	993,65	69,03	-	151,95	88.231,84	79.787,13	96.780,22	71.238,76
12	PT Bosowa Asuransi	16.934,02	4.050,53	-	-	-	-	6.389,43	-	-	807,11	7.301,17	6.628,06	4.182,11	9.747,12
13	PT Asuransi Bringin Sejahtera Artamakmur	118.422,94	24.217,54	-	-	-	-	18.586,50	-	-	5.679,56	81.298,46	45.681,07	52.336,55	74.642,98
14	PT Asuransi Buana Independent	102.512,12	25.472,09	2,20	-	-	-	2.373,68	-	-	267,92	74.936,47	38.269,01	40.056,26	73.149,22
15	PT Asuransi Umum Bumiputera Muda 1967	73.481,79	17.470,08	576,40	-	-	311,20	3.863,32	-	-	443,03	52.856,62	44.058,77	37.969,65	58.945,75
16	PT Asuransi Central Asia	1.081.653,90	239.085,92	-	1.500,86	-	589,93	3.893,39	0,34	-	969,65	840.554,83	394.319,08	486.554,77	748.319,14
17	PT Asuransi Umum BCA	610.323,64	143.869,41	0,21	-	-	-	4.332,49	-	-	-	462.121,95	195.538,38	232.386,42	425.273,91
18	PT Citra International Underwriters	158,26	39,57	-	-	-	-	117,00	-	-	-	1,69	1,67	4,62	(1,26)
19	PT Asuransi Dayin Mitra Tbk.	32.334,17	3.537,25	-	-	-	-	2.157,93	-	-	612,00	27.250,99	17.782,00	16.176,62	28.856,37
20	PT Asuransi Eka Lloyd Jaya	11.936,50	1.258,73	-	-	-	-	166,73	-	-	(16,19)	10.494,85	4.350,01	5.631,51	9.213,35
21	PT Asuransi Himalaya Pelindung	36.946,71	7.430,10	-	-	-	-	2.922,05	-	-	24,97	26.619,53	17.912,34	12.717,19	31.814,68
22	PT Asuransi Intra Asia	55.356,00	14.375,82	-	-	-	-	1.103,24	-	-	219,32	40.096,27	5.780,29	17.313,93	28.562,62
23	PT MNC Asuransi Indonesia	116.788,72	23.347,17	3.670,85	-	-	-	1.505,73	-	-	(999,31)	94.607,36	39.568,01	58.964,36	75.211,01
24	PT Asuransi Jasa Indonesia (Persero)	639.006,08	170.657,97	267,94	-	1,30	80,09	-	-	-	-	468.537,26	179.469,00	140.561,18	507.445,08
25	PT Asuransi Jasa Raharja Putera	110.694,18	24.829,77	360,90	-	-	66,71	28.314,29	-	-	10.294,02	68.138,32	35.235,28	40.106,91	63.266,69
26	PT Asuransi Jasa Tania Tbk.	16.972,35	4.175,29	0,73	-	-	0,02	307,94	-	-	-	12.489,84	5.944,23	6.970,19	11.463,87
27	PT Asuransi Kredit Indonesia (Persero)	-	-	-	-	-	-	-	-	-	-	-	-	-	-
28	PT Malacca Trust Wuwungan Insurance	48.858,17	10.328,96	-	-	-	-	1.430,37	-	-	503,60	37.602,44	20.051,51	22.820,12	34.833,83
29	PT Asuransi Umum Mega	64.533,60	10.976,60	-	-	-	-	4.477,28	102,88	-	843,41	49.820,25	28.339,49	23.214,02	54.945,72
30	PT Asuransi Mega Pratama	10.472,63	2.199,49	12,20	-	-	4,29	747,11	-	-	30,16	7.564,10	4.788,66	6.277,38	6.075,38
31	PT Asuransi Kresna Mitra Tbk.	108.947,34	23.225,20	(0,02)	-	-	-	1.300,57	340,68	-	157,98	84.238,85	33.155,58	57.494,49	59.899,94
32	PT Pan Pacific Insurance	633.586,89	163.140,11	-	-	-	-	222.791,13	-	-	78.028,37	325.684,02	519.042,74	402.543,24	442.183,52
33	PT Asuransi Purna Artanugraha	45.930,01	13.275,10	3.570,19	-	-	3.318,77	1.011,02	252,76	-	(2,18)	31.640,37	47.583,01	23.996,28	55.227,10
34	PT Asuransi Raksa Pratikara	711.138,83	178.157,38	-	-	-	-	207.383,86	7.565,34	-	75.353,46	393.385,71	200.720,62	198.732,92	395.373,40
35	PT Asuransi Rama Satria Wibawa	9.155,86	2.510,93	-	-	-	-	789,69	-	-	5,90	5.861,14	13.669,88	4.557,27	14.973,75
36	PT Asuransi Recapital		-				-				-	-			-
37	PT Asuransi Reliance Indonesia	121.757,12	16.328,54	-	-	-	-	498,07	-	-	112,39	105.042,90	38.902,09	48.235,08	95.709,91
38	PT Sarana Lindung Upaya	916,15	95,35	1,50	-	-	0,36	(4,46)	-	-	(1,56)	824,84	(26,41)	(324,46)	1.122,89
39	PT Asuransi Sinar Mas	1.523.690,38	409.977,53	565,75	6,05	552,69	258,96	576,58	1.332,94	726,58	-	1.111.942,29	479.522,86	461.350,07	1.130.115,08
40	PT Asuransi Sumit Oto	260.535,20	6.603,56	-	-	-	-	186,52	-	-	(0,68)	253.744,44	125.203,12	132.570,95	246.376,61
41	PT Asuransi Staco Mandiri	24.417,83	5.972,72	113,07	-	-	37,08	417,69	-	-	26,97	18.130,38	5.042,95	7.083,71	16.089,62

NO *NO*	NAMA PERUSAHAAN *NAME OF COMPANY*	REASURANSI DAN KOMISI / *REINSURANCE AND COMMISSION*											CADANGAN PREMI *PREMIUM RESERVE*		
				INWARD				OUTWARD							
		POS LANGSUNG *DIRECT BUSINESS*	KOMISI *COMMISSION*	DALAM NEGERI *DOMESTIC*	ASEAN *ASEAN*	LAINNYA *OTHER*	KOMISI *COMMISSION*	DALAM NEGERI *DOMESTIC*	ASEAN *ASEAN*	LAINNYA *OTHER*	KOMISI *COMMISSION*	PREMI NETO *NET PREMIUM*	TAHUN LALU *PREVIOUS YEAR*	TAHUN BERJALAN *CURRENT YEAR*	PENDAPATAN PREMI *INCOME PREMIUM*
(1)	(2)	(3)	(4)	(5)	(6)	(7)	(8)	(9)	(10)	(11)	(12)	(13)	(14)	(15)	(16)
42	PT Asuransi Tri Pakarta	57.383,61	11.681,00	26.260,00	-	-	8.858,20	2.327,63	-	-	(191,42)	60.585,36	66.646,80	47.878,08	79.354,07
43	PT Asuransi Tugu Kresna Pratama	5.025,46	1.246,77	9,90	-	-	3,68	1.318,60	-	-	390,84	2.857,14	1.406,61	1.806,37	2.457,38
44	PT Tugu Pratama Indonesia	63.016,47	10.158,81	497,21	191,64	-	167,43	1.987,30	-	61,27	15,32	51.345,83	14.081,24	18.178,47	47.248,60
45	PT Victoria Insurance Tbk.	6.800,87	384,42	-	-	-	-	319,61	-	211,24	81,70	5.967,30	4.135,73	2.576,37	7.526,66
46	PT Asuransi Videi	2.654,73	738,01	146,95	-	-	40,53	287,70	-	-	51,36	1.786,80	33,02	482,30	1.337,52
47	PT Asuransi Wahana Tata	782.091,99	132.503,00	177,82	-	-	38,99	57.275,02	9.278,68	-	18.503,33	601.677,46	375.069,14	448.730,08	528.016,51
48	PT Asuransi Mitra Pelindung Mustika	278.827,67	65.129,66	410,43	-	-	164,87	2.667,17	37,46	-	84,93	211.323,89	117.518,07	186.061,46	142.780,50
49	PT Asuransi Cakrawala Proteksi Indonesia	563.476,03	150.510,98	-	-	-	-	1.368,17	-	-	-	411.596,88	177.227,60	217.586,85	371.237,63
50	PT Asuransi Simas Net	14.205,16	3.354,44	-	-	-	-	21,58	-	-	-	10.829,14	4.133,12	5.927,33	9.034,92
51	PT Asuransi ASEI Indonesia	(13,11)	38,53	320,60	-	-	-	170,87	-	-	17,32	115,40	14,94	1.028,13	(897,78)
52	PT Bess Central Insurance	261.123,99	91.021,06	-	-	-	-	671,96	-	-	(4,50)	169.426,47	60.706,92	102.583,36	127.550,03
	JUMLAH / *SUB TOTAL*	**13.057.502,68**	**3.025.682,46**	**40.359,26**	**1.698,55**	**553,99**	**14.171,90**	**639.360,85**	**24.097,73**	**999,08**	**202.455,81**	**9.598.258,27**	**5.070.527,17**	**5.367.651,65**	**9.301.133,79**
	PERUSAHAAN ASURANSI UMUM PATUNGAN														
	JOINT VENTURE NON LIFE INSURANCE COMPANIES														
1	PT CHUBB General Insurance Indonesia	330.859,28	74.423,73	-	-	-	65,70	2.081,88	-	(1,11)	656,50	254.945,57	371.632,00	347.027,59	279.549,98
2	PT Asuransi Allianz Utama Indonesia	159.743,30	30.809,71	-	-	-	-	336,41	1.166,70	-	46,81	127.477,29	59.367,73	53.027,77	133.817,25
3	PT Asuransi AXA Indonesia	51.716,19	10.496,75	4,52	-	1.254,62	-	201,02	-	570,54	15,66	41.722,69	30.718,86	22.045,48	50.396,06
4	PT AIG Insurance Indonesia	(2.282,32)	6.185,87	-	-	-	-	(53,06)	-	-	-	(8.415,14)	25.123,59	30,80	16.677,65
5	PT China Taiping Insurance Indonesia	19.829,45	3.823,50	-	-	-	-	1.622,65	-	-	217,05	14.600,35	11.705,62	17.151,87	9.154,10
6	PT Meritz Korindo Insurance	10.183,27	293,56	1,71	-	-	-	4.934,95	2.513,85	1.323,08	2.341,12	3.460,67	1.233,28	2.002,88	2.691,07
7	PT KSK Insurance Indonesia	93.037,25	19.910,90	-	-	-	-	875,35	11,76	-	294,09	72.533,34	33.732,71	40.892,96	65.373,09
8	PT Kookmin Best Insurance Indonesia	19.369,08	2.862,72	-	-	-	-	443,55	-	-	42,37	16.105,19	8.980,15	8.050,46	17.034,87
9	PT Mandiri AXA General Insurance	136.898,61	29.643,66	475,99	-	-	47,60	2.774,93	-	-	-	104.908,41	347.377,72	253.918,62	198.367,51
10	PT Asuransi MSIG Indonesia	182.105,76	29.403,64	-	-	-	-	795,45	-	6,00	1,20	151.901,88	136.869,34	153.039,60	135.731,62
11	PT Sompo Insurance Indonesia	561.410,80	142.323,16	-	-	-	-	1.397,61	-	-	72,31	417.762,33	314.770,14	497.019,09	235.513,39
12	PT QBE General Insurance Indonesia	37.770,49	6.252,68	-	-	-	-	2.281,52	-	669,59	3,69	28.570,39	16.202,37	16.820,54	27.952,22
13	PT Asuransi Samsung Tugu	6.599,64	1.484,88	-	-	-	-	-	-	-	-	5.114,76	3.491,19	3.665,62	4.940,33
14	PT Asuransi Tokio Marine Indonesia	335.479,98	70.048,94	-	-	-	-	562,72	357,69	-	248,58	264.759,21	146.780,45	153.891,32	257.648,34
15	PT Zurich Insurance Indonesia	48.199,78	10.843,74	-	-	-	-	552,67	-	2.531,65	-	34.271,72	13.237,81	18.243,59	29.265,93
16	PT Asuransi Bina Dana Arta Tbk.	868.128,07	157.666,68	-	-	-	-	8.613,10	-	-	2.339,31	704.187,60	1.053.574,30	1.029.543,50	728.218,40
17	PT Asuransi FPG Indonesia	169.947,33	29.453,53	967,56	-	-	-	57.209,96	-	1.923,69	16.852,37	99.180,07	55.985,85	61.227,53	93.938,39
18	PT Lippo General Insurance Tbk.	115.021,98	18.680,84	-	-	-	-	3.586,89	-	-	1.330,48	94.084,74	53.814,87	66.860,08	81.039,53
19	PT Asuransi Parolamas	5.701,82	1.284,22	-	-	-	-	113,21	-	-	10,83	4.315,21	3.144,70	2.571,30	4.888,61
20	PT Asuransi Ramayana Tbk.	580.707,43	145.038,86	-	-	-	-	7.605,74	-	-	74,36	428.137,19	257.795,38	226.746,53	459.186,05
21	PT Asuransi Harta Aman Pratama Tbk.	131.245,61	32.811,40	-	-	-	-	11.321,46	-	-	118,82	87.231,57	44.889,82	42.097,13	90.024,26
22	PT Asuransi Multi Artha Guna Tbk.	348.500,05	61.520,04	30,15	-	-	9,96	2.157,95	3,73	-	879,01	285.717,53	175.153,62	174.951,94	285.919,21
	JUMLAH / *SUB TOTAL*	**4.210.172,83**	**885.263,02**	**1.479,93**	**-**	**1.254,62**	**123,26**	**109.415,94**	**4.053,72**	**7.023,45**	**25.544,57**	**3.232.572,57**	**3.165.581,50**	**3.190.826,21**	**3.207.327,86**
	PERUSAHAAN REASURANSI														
	REINSURANCE COMPANIES														
1	PT Reasuransi Indonesia Utama	-	-	244.123,92	-	862,39	109.964,76	-	10.229,56	1.934,02	3.551,89	126.409,86	84.558,70	57.213,78	153.754,78
2	PT Maskapai Reasuransi Indonesia	-	-	15.593,77	-	-	1.586,38	-	3.536,40	-	43,60	10.514,59	1.354,35	4.019,72	7.849,22
3	PT Reasuransi Nasional Indonesia	-	-	83.021,67	11.608,33	-	35.291,00	-	117,00	-	10,00	59.232,00	37.863,00	28.050,00	69.045,00
4	PT Tugu Reasuransi Indonesia	-	-	160.711,85	1.521,40	21,87	48.743,29	129.010,93	-	-	39.349,99	23.850,90	2.310,45	7.309,47	18.851,87
5	PT Reasuransi Maipark Indonesia	-	-	-	-	-	-	-	-	-	-	-	-	-	-
6	PT Reasuransi Nusantara Makmur	-	-	-	-	-	-	-	-	-	-	-	-	-	-
	JUMLAH / *SUB TOTAL*	**-**	**-**	**503.451,21**	**13.129,73**	**884,26**	**195.585,42**	**129.010,93**	**13.882,96**	**1.934,02**	**42.955,48**	**220.007,35**	**126.086,50**	**96.592,97**	**249.500,88**
	JUMLAH SELURUHNYA / *GRAND TOTAL*	**17.267.675,51**	**3.910.945,49**	**545.290,40**	**14.828,28**	**2.692,88**	**209.880,58**	**877.787,72**	**42.034,41**	**9.956,55**	**270.955,86**	**13.050.838,19**	**8.362.195,17**	**8.655.070,83**	**12.757.962,53**

Keterangan / *Notes* :
*) Tidak Menyampaikan Laporan / *Have Not Submitted Annual Report*

USAHA ASURANSI UMUM & REASURANSI
NON LIFE INSURANCE & REINSURANCE BUSINESS

TABEL: 2.11.3/TABLE: 2.11.3
PREMI USAHA ASURANSI UMUM DAN REASURANSI TAHUN 2017
PREMIUMS OF NON LIFE INSURANCE AND REINSURANCE BUSINESS IN 2017
Lini Usaha : Pengangkutan
Line of Business : Marine Cargo

Dalam Jutaan Rupiah / *In Million Rupiah*

NO *NO*	NAMA PERUSAHAAN *NAME OF COMPANY*	REASURANSI DAN KOMISI / *REINSURANCE AND COMMISSION*											CADANGAN PREMI *PREMIUM RESERVE*		
				INWARD				OUTWARD							
		POS LANGSUNG *DIRECT BUSINESS*	KOMISI *COMMISSION*	DALAM NEGERI *DOMESTIC*	ASEAN *ASEAN*	LAINNYA *OTHER*	KOMISI *COMMISSION*	DALAM NEGERI *DOMESTIC*	ASEAN *ASEAN*	LAINNYA *OTHER*	KOMISI *COMMISSION*	PREMI NETO *NET PREMIUM*	TAHUN LALU *PREVIOUS YEAR*	TAHUN BERJALAN *CURRENT YEAR*	PENDAPATAN PREMI *INCOME PREMIUM*
(1)	(2)	(3)	(4)	(5)	(6)	(7)	(8)	(9)	(10)	(11)	(12)	(13)	(14)	(15)	(16)
	PERUSAHAAN ASURANSI UMUM NASIONAL														
	NATIONAL NON LIFE INSURANCE COMPANIES														
1	PT Asuransi Adira Dinamika	26.790,73	5.832,50	-	-	-	-	7.311,46	-	-	1.705,03	15.351,81	3.483,70	6.438,15	12.397,37
2	PT Asuransi Artarindo	10.200,54	1.055,63	-	-	-	-	4.834,78	-	-	1.513,51	5.823,64	118,47	1.376,98	4.565,13
3	PT Arthagraha General Insurance	11.433,86	1.187,96	0,98	-	-	0,34	4.467,19	-	-	786,73	6.566,06	134,41	838,04	5.862,42
4	PT Asuransi Asoka Mas	47.709,58	13.926,67	-	-	-	-	35.464,27	6.843,85	-	12.537,47	4.012,26	323,27	304,98	4.030,54
5	PT Asuransi Astra Buana	103.032,83	2.338,61	227,66	-	-	-	12.593,58	12.619,23	-	4.990,17	80.699,24	2.648,29	3.426,99	79.920,54
6	PT Avrist General Insurance	9.124,07	1.562,92	-	-	-	-	6.998,36	970,14	-	2.229,63	1.822,27	1,00	6,31	1.816,97
7	PT Asuransi Bangun Askrida	1.857,44	416,88	249,60	-	-	81,94	3.060,83	-	-	392,62	(1.059,98)	128,88	7,73	(938,83)
8	PT Berdikari Insurance	3.188,22	886,39	-	-	-	-	931,24	-	-	187,05	1.557,65	79,90	47,75	1.589,80
9	PT Asuransi Bhakti Bhayangkara	4.657,63	1.041,20	277,76	-	-	60,36	1.099,93	-	-	355,23	3.089,12	76,63	135,15	3.030,60
10	PT Asuransi Binagriya Upakara	4.630,76	1.265,71	113,97	-	-	40,76	1.743,79	-	-	504,14	2.198,61	64,65	340,28	1.922,98
11	PT Asuransi Bintang Tbk.	16.219,21	3.156,26	21,14	-	-	6,66	3.713,00	410,32	-	405,25	9.359,36	541,44	781,59	9.119,21
12	PT Bosowa Asuransi	8.403,65	1.765,79	-	-	-	-	2.593,84	-	-	377,41	4.421,43	68,11	415,98	4.073,56
13	PT Asuransi Bringin Sejahtera Artamakmur	119.122,15	3.338,18	38,33	-	-	-	13.030,52	-	-	898,04	103.689,81	298,11	1.238,73	102.749,19
14	PT Asuransi Buana Independent	31.898,98	9.224,77	7,14	-	-	-	7.712,10	-	-	1.362,71	16.331,96	9.206,48	9.677,61	15.860,83
15	PT Asuransi Umum Bumiputera Muda 1967	16.547,54	4.037,55	141,25	-	-	242,51	6.107,93	-	-	2.135,84	8.436,63	535,11	478,21	8.493,53
16	PT Asuransi Central Asia	81.846,80	8.442,27	101,77	149,07	(49,86)	138,92	42.962,49	9.337,91	7.837,87	17.687,66	31.015,98	2.810,46	5.797,00	28.029,44
17	PT Asuransi Umum BCA	10.645,50	565,11	-	-	-	-	3.397,74	-	-	1.014,65	7.697,30	269,24	279,74	7.686,79
18	PT Citra International Underwriters	187,22	56,36	-	-	-	-	-	-	-	-	130,86	1,64	0,94	131,56
19	PT Asuransi Dayin Mitra Tbk.	26.344,93	2.406,56	64,40	-	-	20,50	3.224,58	4.602,65	893,83	2.551,11	17.812,32	86,88	83,35	17.815,85
20	PT Asuransi Eka Lloyd Jaya	11.921,43	1.947,41	-	-	-	-	6.988,42	-	-	1.992,33	4.977,93	421,59	388,32	5.011,20
21	PT Asuransi Himalaya Pelindung	14.784,03	2.257,98	-	-	-	-	4.567,89	(26,04)	-	1.015,13	8.999,33	563,60	501,32	9.061,61
22	PT Asuransi Intra Asia	16.228,16	4.445,31	-	-	-	-	673,36	-	-	3,76	11.113,25	4.476,20	2.555,61	13.033,83
23	PT MNC Asuransi Indonesia	6.487,31	1.264,82	-	-	-	-	3.651,68	377,59	-	1.082,44	2.275,66	196,51	339,46	2.132,71
24	PT Asuransi Jasa Indonesia (Persero)	74.158,20	8.463,77	4.090,73	-	611,05	322,02	12.496,84	-	-	1.976,27	59.553,61	5.699,00	17.866,08	47.386,53
25	PT Asuransi Jasa Raharja Putera	15.953,43	3.353,50	722,24	-	-	196,75	6.091,84	-	-	2.208,97	9.242,56	5.660,74	5.125,20	9.778,10
26	PT Asuransi Jasa Tania Tbk.	18.412,04	5.669,54	191,27	-	-	1,62	7.410,74	-	-	1.172,45	6.693,86	723,34	1.444,57	5.972,63
27	PT Asuransi Kredit Indonesia (Persero)	-	-	-	-	-	-	-	-	-	-	-	-	-	-
28	PT Malacca Trust Wuwungan Insurance	2.769,42	691,84	-	-	-	-	1.936,78	-	-	504,89	645,68	517,59	96,96	1.066,32
29	PT Asuransi Umum Mega	17.638,49	4.338,67	2,78	-	-	1,18	9.486,90	5,33	-	2.499,32	6.308,50	1.246,70	1.038,23	6.516,97
30	PT Asuransi Mega Pratama	14.320,19	3.182,64	2.360,12	-	-	941,67	4.267,64	-	-	648,86	8.937,23	251,48	293,80	8.894,91
31	PT Asuransi Kresna Mitra Tbk.	16.172,29	382,43	-	-	-	-	1.322,09	181,20	-	315,12	14.601,69	675,37	407,24	14.869,82
32	PT Pan Pacific Insurance	11.233,80	2.359,26	91,86	-	-	-	6.075,92	-	-	1.725,23	4.615,70	928,57	152,69	5.391,58
33	PT Asuransi Purna Artanugraha	12.660,26	3.898,72	2.085,67	-	-	974,68	3.294,71	823,68	-	79,57	5.833,71	618,94	1.193,46	5.259,19
34	PT Asuransi Raksa Pratikara	23.272,75	2.599,47	-	-	-	-	20.456,43	34,59	-	5.877,10	6.059,36	177,53	170,52	6.066,37
35	PT Asuransi Rama Satria Wibawa	3.347,91	620,55	-	-	-	-	288,04	-	(12,67)	131,03	2.583,02	159,79	170,30	2.572,51
36	PT Asuransi Recapital		-				-				-	-			-
37	PT Asuransi Reliance Indonesia	10.109,83	1.084,82	-	-	-	-	696,64	-	-	78,13	8.406,50	435,35	422,88	8.418,97
38	PT Sarana Lindung Upaya	2.397,04	281,55	(0,17)	-	-	(0,06)	670,00	-	-	233,77	1.679,15	-	(3,88)	1.683,03
39	PT Asuransi Sinar Mas	437.098,11	20.758,12	1.495,72	377,27	319,72	574,73	392.034,88	2.424,51	1.736,16	1.624,97	23.387,38	1.344,92	1.589,65	23.142,65
40	PT Asuransi Sumit Oto	-	-	-	-	-	-	-	-	-	-	-	-	-	-
41	PT Asuransi Staco Mandiri	4.275,18	928,51	1.537,60	-	-	286,46	1.098,60	61,31	-	469,71	3.907,61	335,77	326,63	3.916,75

NO *NO*	NAMA PERUSAHAAN *NAME OF COMPANY*	REASURANSI DAN KOMISI / *REINSURANCE AND COMMISSION*											CADANGAN PREMI *PREMIUM RESERVE*		
		POS LANGSUNG *DIRECT BUSINESS*	INWARD KOMISI *COMMISSION*	INWARD DALAM NEGERI *DOMESTIC*	INWARD ASEAN *ASEAN*	INWARD LAINNYA *OTHER*	OUTWARD KOMISI *COMMISSION*	OUTWARD DALAM NEGERI *DOMESTIC*	OUTWARD ASEAN *ASEAN*	OUTWARD LAINNYA *OTHER*	KOMISI *COMMISSION*	PREMI NETO *NET PREMIUM*	TAHUN LALU *PREVIOUS YEAR*	TAHUN BERJALAN *CURRENT YEAR*	PENDAPATAN PREMI *INCOME PREMIUM*
(1)	(2)	(3)	(4)	(5)	(6)	(7)	(8)	(9)	(10)	(11)	(12)	(13)	(14)	(15)	(16)
42	PT Asuransi Tri Pakarta	49.263,03	6.649,00	139,36	-	-	37,22	26.029,79	0,02	-	7.057,30	23.743,65	2.928,86	2.889,54	23.782,97
43	PT Asuransi Tugu Kresna Pratama	4.213,56	813,69	75,88	-	-	61,43	2.588,38	-	-	574,84	1.400,78	70,29	123,31	1.347,76
44	PT Tugu Pratama Indonesia	281.141,79	4.452,61	1.584,32	32,44	1.138,07	680,94	39.586,63	29.355,61	40.624,78	35.486,79	204.682,86	70,70	4.108,91	200.644,65
45	PT Victoria Insurance Tbk.	1.677,67	144,20	-	-	-	-	644,58	-	155,85	153,51	886,55	11,04	9,86	887,73
46	PT Asuransi Videi	9.087,49	3.535,02	106,86	-	-	37,35	3.116,56	-	-	952,07	3.457,49	-	-	3.457,49
47	PT Asuransi Wahana Tata	75.791,23	13.525,83	4.983,83	70,31	-	64,92	7.276,26	14.743,15	2.428,97	1.659,00	44.465,24	1.459,68	584,82	45.340,09
48	PT Asuransi Mitra Pelindung Mustika	28.565,29	2.348,27	1,06	-	-	-	8.026,23	5.527,44	-	2.396,34	15.060,75	1.675,68	503,24	16.233,20
49	PT Asuransi Cakrawala Proteksi Indonesia	5.148,15	819,06	7,74	-	-	2,34	2.414,85	707,71	-	572,70	1.784,63	133,68	564,83	1.353,48
50	PT Asuransi Simas Net	-	-	-	-	-	-	-	-	-	-	-	-	-	-
51	PT Asuransi ASEI Indonesia	1.999,43	408,35	1.259,24	-	-	-	1.810,86	-	-	183,56	1.223,02	700,72	8.125,60	(6.201,86)
52	PT Bess Central Insurance	11.852,42	3.205,43	-	-	-	-	3.157,06	-	-	749,95	6.239,88	112,43	201,88	6.150,43
	JUMLAH / *SUB TOTAL*	**1.715.821,57**	**166.937,70**	**21.980,08**	**629,08**	**2.018,97**	**4.775,24**	**739.408,23**	**89.000,20**	**53.664,78**	**125.059,34**	**811.722,89**	**52.472,75**	**82.866,54**	**781.329,10**
	PERUSAHAAN ASURANSI UMUM PATUNGAN														
	JOINT VENTURE NON LIFE INSURANCE COMPANIES														
1	PT CHUBB General Insurance Indonesia	54.606,49	12.400,43	2.272,14	-	-	303,31	3.012,52	62,49	7.444,06	582,11	34.237,93	2.907,00	3.159,60	33.985,32
2	PT Asuransi Allianz Utama Indonesia	56.259,09	6.916,02	60,97	-	-	12,19	25.553,80	14.157,53	3.394,87	6.617,95	12.903,60	2.274,87	2.567,14	12.611,33
3	PT Asuransi AXA Indonesia	126.602,91	27.700,05	877,88	105,35	-	80,16	26.103,93	18.450,32	17.517,28	3.926,23	41.660,62	(252,09)	530,88	40.877,66
4	PT AIG Insurance Indonesia	67.814,38	7.834,79	505,61	-	582,89	111,12	11.881,04	-	35.502,68	16.597,44	30.170,67	4.811,79	5.611,95	29.370,52
5	PT China Taiping Insurance Indonesia	19.904,44	5.008,51	161,31	-	-	44,43	7.229,29	1.373,90	897,03	2.627,57	8.140,16	1.111,35	1.138,68	8.112,83
6	PT Meritz Korindo Insurance	6.840,29	0,05	0,16	-	-	-	4.373,63	-	858,78	1.729,85	3.337,84	258,96	343,41	3.253,39
7	PT KSK Insurance Indonesia	11.273,55	2.377,36	-	-	-	-	2.036,05	4.704,57	-	1.321,63	3.477,21	697,10	220,65	3.953,65
8	PT Kookmin Best Insurance Indonesia	10.748,96	506,13	-	-	-	-	8.002,58	-	-	798,34	3.038,59	175,68	228,07	2.986,20
9	PT Mandiri AXA General Insurance	9.465,87	1.412,65	-	-	-	-	438,17	-	292,90	53,52	7.375,67	553,37	460,97	7.468,06
10	PT Asuransi MSIG Indonesia	234.090,68	9.115,20	2.108,66	(54,42)	(0,84)	253,18	24.839,69	7.321,40	50.831,36	7.713,33	151.496,58	16.031,20	12.258,66	155.269,13
11	PT Sompo Insurance Indonesia	92.863,57	7.107,22	2.112,33	-	-	515,03	11.867,65	10.045,04	22.838,06	9.944,43	52.547,32	7.322,00	5.475,39	54.393,93
12	PT QBE General Insurance Indonesia	89.778,91	19.877,43	-	-	-	-	9.398,01	-	623,93	12,77	59.892,31	19.342,08	16.188,00	63.046,39
13	PT Asuransi Samsung Tugu	58.853,71	207,19	230,89	11,01	(0,05)	56,67	3.943,85	4,67	7.438,91	1.185,61	48.629,88	7.074,45	3.924,18	51.780,15
14	PT Asuransi Tokio Marine Indonesia	199.845,44	25.589,21	3.466,51	920,77	(205,96)	797,94	9.917,39	17.514,97	2.697,51	1.956,60	149.466,35	14.483,13	14.945,43	149.004,04
15	PT Zurich Insurance Indonesia	31.125,70	4.240,57	-	-	-	-	6.011,56	-	13.817,04	1.824,34	8.880,87	707,17	911,24	8.676,80
16	PT Asuransi Bina Dana Arta Tbk.	5.476,39	535,00	-	-	-	-	2.204,69	-	-	93,30	2.830,00	386,49	300,68	2.915,81
17	PT Asuransi FPG Indonesia	102.402,24	16.898,46	-	-	-	-	46.040,68	1.539,76	33.141,77	15.300,63	20.082,20	491,57	569,09	20.004,69
18	PT Lippo General Insurance Tbk.	25.725,48	4.317,55	7,92	-	-	-	5.214,47	1.647,88	-	1.957,89	16.511,40	1.089,24	1.140,01	16.460,62
19	PT Asuransi Parolamas	2.544,39	702,89	-	-	-	-	1.349,84	-	-	311,98	803,65	96,34	73,08	826,91
20	PT Asuransi Ramayana Tbk.	83.764,04	19.086,71	-	-	-	-	29.842,84	-	-	5.730,29	40.564,78	1.250,52	841,35	40.973,95
21	PT Asuransi Harta Aman Pratama Tbk.	12.620,50	6.310,32	-	-	-	-	4.303,72	-	-	1.193,55	3.200,01	571,62	711,80	3.059,83
22	PT Asuransi Multi Artha Guna Tbk.	48.273,15	7.374,31	2,83	-	-	0,92	10.440,54	6.770,49	2.334,99	7.460,47	28.815,20	1.820,04	1.278,85	29.356,39
	JUMLAH / *SUB TOTAL*	**1.350.880,20**	**185.518,04**	**11.807,22**	**982,72**	**376,04**	**2.174,96**	**254.005,95**	**83.593,02**	**199.631,17**	**88.939,82**	**728.062,83**	**83.203,88**	**72.879,11**	**738.387,60**
	PERUSAHAAN REASURANSI														
	REINSURANCE COMPANIES														
1	PT Reasuransi Indonesia Utama	-	-	110.026,87	304,11	190,90	37.120,81	282,14	23.705,80	7.363,38	11.440,03	53.489,78	6.221,20	5.881,93	53.829,05
2	PT Maskapai Reasuransi Indonesia	-	-	32.574,39	-	-	7.220,66	-	19.547,22	-	1.112,83	6.919,34	660,42	1.820,94	5.758,82
3	PT Reasuransi Nasional Indonesia	-	-	438.904,42	13.596,58	-	120.277,00	1.795,30	337.261,98	-	80.375,99	73.542,71	42.251,00	15.189,00	100.604,71
4	PT Tugu Reasuransi Indonesia	-	-	101.424,82	21.571,34	6.350,22	25.517,42	9.524,27	39.787,76	3.474,62	2.191,82	53.234,14	723,31	(3.143,58)	57.101,03
5	PT Reasuransi Maipark Indonesia	-	-	-	-	-	-	-	-	-	-	-	-	-	-
6	PT Reasuransi Nusantara Makmur	-	-	4,31	-	-	1,02	-	-	-	-	3,30	-	1,35	1,95
	JUMLAH / *SUB TOTAL*	**-**	**-**	**682.934,81**	**35.472,03**	**6.541,12**	**190.136,90**	**11.601,72**	**420.302,75**	**10.837,99**	**95.120,67**	**187.189,27**	**49.855,93**	**19.749,65**	**217.295,56**
	JUMLAH SELURUHNYA / *GRAND TOTAL*	**3.066.701,76**	**352.455,74**	**716.722,11**	**37.083,83**	**8.936,13**	**197.087,11**	**1.005.015,89**	**592.895,97**	**264.133,95**	**309.119,83**	**1.726.974,99**	**185.532,57**	**175.495,30**	**1.737.012,26**

Keterangan / *Notes* :
*) Tidak Menyampaikan Laporan / *Have Not Submitted Annual Report*

USAHA ASURANSI UMUM & REASURANSI

NON LIFE INSURANCE & REINSURANCE BUSINESS

TABEL: 2.11.4/TABLE: 2.11.4

PREMI USAHA ASURANSI UMUM DAN REASURANSI TAHUN 2017

PREMIUMS OF NON LIFE INSURANCE AND REINSURANCE BUSINESS IN 2017

Lini Usaha : Rangka Kapal

Line of Business : Marine Hull

Dalam Jutaan Rupiah / *In Million Rupiah*

NO *NO*	NAMA PERUSAHAAN *NAME OF COMPANY*	REASURANSI DAN KOMISI / *REINSURANCE AND COMMISSION*										PREMI NETO *NET PREMIUM*	CADANGAN PREMI *PREMIUM RESERVE*		PENDAPATAN PREMI *INCOME PREMIUM*
		INWARD					OUTWARD								
		POS LANGSUNG *DIRECT BUSINESS*	KOMISI *COMMISSION*	DALAM NEGERI *DOMESTIC*	ASEAN *ASEAN*	LAINNYA *OTHER*	KOMISI *COMMISSION*	DALAM NEGERI *DOMESTIC*	ASEAN *ASEAN*	LAINNYA *OTHER*	KOMISI *COMMISSION*		TAHUN LALU *PREVIOUS YEAR*	TAHUN BERJALAN *CURRENT YEAR*	
(1)	(2)	(3)	(4)	(5)	(6)	(7)	(8)	(9)	(10)	(11)	(12)	(13)	(14)	(15)	(16)
	PERUSAHAAN ASURANSI UMUM NASIONAL														
	NATIONAL NON LIFE INSURANCE COMPANIES														
1	PT Asuransi Adira Dinamika	72.763,97	8.597,63	433,17	-	-	-	49.960,99	-	-	12.194,15	26.832,68	15.101,83	17.179,18	24.755,33
2	PT Asuransi Artarindo	28,00	3,85	-	-	-	-	25,20	-	-	5,32	4,27	-	-	4,27
3	PT Arthagraha General Insurance	2.313,19	50,10	1,15	-	-	0,35	1.378,31	-	-	388,04	1.273,62	1.016,88	850,72	1.439,77
4	PT Asuransi Asoka Mas	102.177,92	17.402,72	-	-	-	-	26.765,07	67.860,69	1.508,44	18.127,65	6.768,66	1.704,28	3.206,51	5.266,43
5	PT Asuransi Astra Buana	113.607,50	5.722,60	574,75	-	-	-	54.177,49	38.095,64	-	11.068,74	27.255,25	13.394,47	12.616,02	28.033,71
6	PT Avrist General Insurance	-	-	-	-	-	-	-	-	-	-	-	-	-	-
7	PT Asuransi Bangun Askrida	28.598,84	2.635,17	587,96	-	-	138,27	21.568,24	-	-	3.595,83	8.440,95	586,52	3.221,99	5.805,48
8	PT Berdikari Insurance	2.158,06	402,38	-	-	-	-	3.457,39	-	-	213,81	(1.487,91)	1.000,87	708,14	(1.195,18)
9	PT Asuransi Bhakti Bhayangkara	2.306,80	354,11	476,95	-	-	118,52	630,15	-	-	187,67	1.868,65	196,18	288,77	1.776,06
10	PT Asuransi Binagriya Upakara	1.937,40	297,04	982,74	-	-	182,20	2.533,20	-	-	477,94	385,65	302,00	377,21	310,44
11	PT Asuransi Bintang Tbk.	10.920,99	56,42	-	-	-	-	4.117,53	6.574,53	-	564,81	737,32	223,16	298,87	661,60
12	PT Bosowa Asuransi	19.706,14	2.490,63	-	-	-	-	11.193,84	-	-	1.500,96	7.522,63	3.535,85	4.192,18	6.866,30
13	PT Asuransi Bringin Sejahtera Artamakmur	37.421,29	2.643,87	32,65	-	-	-	32.790,07	-	-	5.609,31	7.629,30	10.912,65	5.568,07	12.973,88
14	PT Asuransi Buana Independent	111,19	14,12	-	-	-	-	79,34	-	-	17,58	35,31	11,43	12,74	34,00
15	PT Asuransi Umum Bumiputera Muda 1967	1.997,13	188,94	369,32	-	-	77,31	1.054,54	-	-	120,39	1.166,05	719,81	2.159,30	(273,44)
16	PT Asuransi Central Asia	74.653,77	8.942,76	746,29	133,92	-	26,58	58.560,70	5.706,40	6.961,54	13.896,70	9.232,70	2.025,40	3.285,51	7.972,59
17	PT Asuransi Umum BCA	-	-	-	-	-	-	-	-	-	-	-	-	-	-
18	PT Citra International Underwriters	-	-	-	-	-	-	-	-	-	-	-	-	-	-
19	PT Asuransi Dayin Mitra Tbk.	44.578,27	3.182,20	2,66	-	-	-	18.437,01	13.417,69	9.841,08	4.181,49	3.884,44	1,90	342,35	3.543,99
20	PT Asuransi Eka Lloyd Jaya	-	-	-	-	-	-	-	-	-	-	-	-	-	-
21	PT Asuransi Himalaya Pelindung	(48,18)	(4,21)	-	-	-	-	(42,37)	-	-	(10,59)	(12,19)	5,73	-	(6,46)
22	PT Asuransi Intra Asia	2.074,04	322,34	-	-	-	-	1.788,11	-	-	392,12	355,72	-	-	355,72
23	PT MNC Asuransi Indonesia	-	-	-	-	-	-	-	-	-	-	-	-	-	-
24	PT Asuransi Jasa Indonesia (Persero)	156.954,21	10.975,83	41.810,27	-	360,11	1.156,00	94.813,26	-	48.014,56	27.566,74	71.731,68	42.057,00	21.519,50	92.269,18
25	PT Asuransi Jasa Raharja Putera	39.321,52	7.666,42	1.749,23	-	-	817,17	32.973,03	-	-	9.073,22	8.687,35	3.113,71	15.817,97	(4.016,91)
26	PT Asuransi Jasa Tania Tbk.	19.079,83	2.406,51	196,71	-	-	39,34	10.884,69	-	-	2.345,96	8.291,96	1.148,04	1.993,19	7.446,82
27	PT Asuransi Kredit Indonesia (Persero)	-	-	-	-	-	-	-	-	-	-	-	-	-	-
28	PT Malacca Trust Wuwungan Insurance	20,00	-	-	-	-	-	-	-	-	0,01	20,01	306,06	11,67	314,40
29	PT Asuransi Umum Mega	527,18	79,08	-	-	-	-	514,58	-	-	115,52	49,05	8,45	5,67	51,83
30	PT Asuransi Mega Pratama	17.203,17	332,56	219,50	-	-	20,68	10.926,98	-	-	690,79	6.833,24	2.382,16	2.624,03	6.591,37
31	PT Asuransi Kresna Mitra Tbk.	8.546,62	740,37	-	-	-	-	8.083,27	497,54	-	962,90	188,34	253,82	185,027	257,14
32	PT Pan Pacific Insurance	270,39	51,51	41,47	-	-	-	245,02	-	-	42,88	58,21	49,31	-	107,52
33	PT Asuransi Purna Artanugraha	40.736,03	3.503,22	273,31	-	-	875,81	17.119,32	4.279,83	-	2.520,97	17.752,13	8.325,66	10.431,82	15.645,97
34	PT Asuransi Raksa Pratikara	-	-	-	-	-	-	-	-	-	-	-	-	-	-
35	PT Asuransi Rama Satria Wibawa	60,00	21,39	-	-	-	-	-	-	-	-	38,61	7,15	-	45,77
36	PT Asuransi Recapital		-				-				-	-			-
37	PT Asuransi Reliance Indonesia	697,85	81,98	-	-	-	-	752,82	-	-	223,50	86,55	-	-	86,55
38	PT Sarana Lindung Upaya	-	-	1,58	-	-	0,36	-	-	-	-	1,23	-	-	1,23
39	PT Asuransi Sinar Mas	30.734,56	5.148,51	1.917,63	19,96	-	529,70	8.875,46	4.031,90	15.416,67	5.278,91	3.948,82	2.715,18	2.526,39	4.137,60
40	PT Asuransi Sumit Oto	-	-	-	-	-	-	-	-	-	-	-	-	-	-
41	PT Asuransi Staco Mandiri	336,29	52,16	14.957,03	-	-	145,53	14.838,93	-	-	451,73	708,43	111,75	671,04	149,14

NO *NO*	NAMA PERUSAHAAN *NAME OF COMPANY*	REASURANSI DAN KOMISI / *REINSURANCE AND COMMISSION*											CADANGAN PREMI *PREMIUM RESERVE*		
				INWARD			OUTWARD								
		POS LANGSUNG *DIRECT BUSINESS*	KOMISI *COMMISSION*	DALAM NEGERI *DOMESTIC*	ASEAN *ASEAN*	LAINNYA *OTHER*	KOMISI *COMMISSION*	DALAM NEGERI *DOMESTIC*	ASEAN *ASEAN*	LAINNYA *OTHER*	KOMISI *COMMISSION*	PREMI NETO *NET PREMIUM*	TAHUN LALU *PREVIOUS YEAR*	TAHUN BERJALAN *CURRENT YEAR*	PENDAPATAN PREMI *INCOME PREMIUM*
(1)	(2)	(3)	(4)	(5)	(6)	(7)	(8)	(9)	(10)	(11)	(12)	(13)	(14)	(15)	(16)
42	PT Asuransi Tri Pakarta	46.277,80	2.517,00	1.097,63	-	-	217,44	32.350,08	10.957,11	-	4.247,96	5.581,75	1.063,70	3.726,46	2.918,98
43	PT Asuransi Tugu Kresna Pratama	1.018,12	129,81	239,33	-	-	77,09	778,52	-	-	164,27	436,30	47,42	148,26	335,46
44	PT Tugu Pratama Indonesia	182.459,07	12.453,54	2.009,98	575,47	82,15	466,00	70.316,73	57.536,15	18.583,63	27.931,54	53.702,15	9.211,56	8.870,14	54.043,57
45	PT Victoria Insurance Tbk.	334,20	60,27	-	-	-	-	300,87	-	-	70,42	43,48	14,71	21,42	36,77
46	PT Asuransi Videi	603,72	255,98	48,47	-	-	20,69	149,83	-	-	9,53	235,22	-	59,27	175,95
47	PT Asuransi Wahana Tata	23.169,96	1.590,48	1.273,25	-	-	26,59	19.273,82	3.350,16	-	3.581,03	3.783,19	149,32	20,20	3.912,31
48	PT Asuransi Mitra Pelindung Mustika	8.879,82	199,12	-	-	-	-	1.921,78	6.896,14	-	453,33	316,11	203,93	43,51	476,53
49	PT Asuransi Cakrawala Proteksi Indonesia	4.779,65	628,41	-	-	-	-	4.279,64	400,67	-	1.074,11	545,04	1,30	5.230,32	(4.683,97)
50	PT Asuransi Simas Net	-	-	-	-	-	-	-	-	-	-	-	-	-	-
51	PT Asuransi ASEI Indonesia	6.081,80	773,16	88,10	-	-	-	3.428,65	-	-	347,56	2.315,65	1.454,50	18,79	3.751,36
52	PT Bess Central Insurance	1.273,27	146,45	-	-	-	-	1.173,26	-	-	223,85	177,41	57,86	42,64	192,63
	JUMLAH / *SUB TOTAL*	**1.106.671,38**	**103.116,43**	**70.131,13**	**729,35**	**442,26**	**4.935,63**	**622.475,34**	**219.604,46**	**100.325,93**	**159.908,67**	**287.425,01**	**123.421,55**	**128.274,89**	**282.571,67**
	PERUSAHAAN ASURANSI UMUM PATUNGAN														
	JOINT VENTURE NON LIFE INSURANCE COMPANIES														
1	PT CHUBB General Insurance Indonesia	18.001,60	1.680,81	3.011,22	-	-	347,58	9.979,18	-	-	1.247,40	10.252,64	3.559,00	5.457,39	8.354,25
2	PT Asuransi Allianz Utama Indonesia	-	-	-	-	-	-	-	-	-	-	-	-	-	-
3	PT Asuransi AXA Indonesia	24.391,30	968,31	981,78	-	-	74,14	4.790,63	475,99	17.506,61	1.147,16	2.704,56	1.409,31	509,80	3.604,08
4	PT AIG Insurance Indonesia	-	-	-	-	-	-	-	-	-	-	-	-	-	-
5	PT China Taiping Insurance Indonesia	-	-	-	-	-	-	-	-	-	-	-	-	-	-
6	PT Meritz Korindo Insurance	3.491,49	-	-	-	-	-	2.905,32	-	-	1.017,00	1.603,17	100,11	140,56	1.562,72
7	PT KSK Insurance Indonesia	-	-	-	-	-	-	-	-	-	-	-	-	-	-
8	PT Kookmin Best Insurance Indonesia	5.311,76	-	-	-	-	-	5.308,81	-	-	159,26	162,22	-	18,45	143,77
9	PT Mandiri AXA General Insurance	11.490,26	1.003,05	1.128,69	-	-	197,52	8.687,31	2.048,68	5,40	1.815,70	2.492,70	5.237,03	2.132,35	5.597,37
10	PT Asuransi MSIG Indonesia	9.515,80	390,00	-	-	-	-	5.410,03	8,86	5.363,64	993,26	(663,47)	745,70	1.741,89	(1.659,66)
11	PT Sompo Insurance Indonesia	-	-	-	-	-	-	-	-	-	-	-	-	-	-
12	PT QBE General Insurance Indonesia	140.921,88	20.214,83	-	-	-	-	20.110,97	-	(2.035,26)	537,43	103.168,77	85.970,67	47.832,82	141.306,62
13	PT Asuransi Samsung Tugu	-	-	16,04	-	-	3,61	-	1,53	13,78	3,60	0,72	0,46	0,91	0,27
14	PT Asuransi Tokio Marine Indonesia	5.002,99	-	-	-	-	-	376,68	-	4.019,49	284,11	890,92	468,59	522,99	836,52
15	PT Zurich Insurance Indonesia	-	-	-	-	-	-	-	-	-	-	-	-	-	-
16	PT Asuransi Bina Dana Arta Tbk.	-	-	-	-	-	-	-	-	-	-	-	-	-	-
17	PT Asuransi FPG Indonesia	58.667,25	4.510,88	424,78	-	-	-	39.069,12	-	18.120,15	7.409,58	4.801,45	2.987,08	2.503,03	5.285,50
18	PT Lippo General Insurance Tbk.	-	-	-	-	-	-	-	-	-	-	-	-	-	-
19	PT Asuransi Parolamas	726,79	89,41	-	-	-	-	519,70	-	-	133,77	251,45	33,90	24,55	260,80
20	PT Asuransi Ramayana Tbk.	21.937,90	1.803,41	-	-	-	-	15.049,04	-	-	2.350,88	7.436,32	6.631,23	4.109,62	9.957,93
21	PT Asuransi Harta Aman Pratama Tbk.	15.595,55	325,65	-	-	-	-	15.695,92	-	-	499,33	73,31	-	2.654,88	(2.581,57)
22	PT Asuransi Multi Artha Guna Tbk.	128.510,35	4.112,56	126,97	-	-	23,43	22.665,13	96.654,28	6.892,02	10.156,21	8.446,11	1.140,03	1.332,62	8.253,52
	JUMLAH / *SUB TOTAL*	**443.564,92**	**35.098,92**	**5.689,47**	**-**	**-**	**646,28**	**150.567,84**	**99.189,34**	**49.885,83**	**27.754,70**	**141.620,87**	**108.283,10**	**68.981,86**	**180.922,11**
	PERUSAHAAN REASURANSI														
	REINSURANCE COMPANIES														
1	PT Reasuransi Indonesia Utama	-	-	157.489,96	1.021,31	10.188,10	36.745,46	966,66	30.715,69	2.258,05	1.668,43	99.681,94	63.595,00	45.419,08	117.857,86
2	PT Maskapai Reasuransi Indonesia	-	-	38.551,68	-	-	11.088,34	-	15.848,99	-	3.885,60	15.499,96	4.760,16	3.296,09	16.964,02
3	PT Reasuransi Nasional Indonesia	-	-	156.169,00	4.570,00	-	38.942,00	15.846,00	17.715,00	-	3.383,00	91.619,00	48.697,00	35.789,00	104.527,00
4	PT Tugu Reasuransi Indonesia	-	-	308.250,26	9.329,92	148,74	69.679,36	85.894,10	36.296,17	31.982,01	14.250,14	108.127,42	77.615,64	54.897,77	130.845,29
5	PT Reasuransi Maipark Indonesia	-	-	-	-	-	-	-	-	-	-	-	-	-	-
6	PT Reasuransi Nusantara Makmur	-	-	26,91	-	-	2,69	-	-	-	-	24,22	-	21,23	2,99
	JUMLAH / *SUB TOTAL*	**-**	**-**	**660.487,82**	**14.921,23**	**10.336,83**	**156.457,85**	**102.706,75**	**100.575,85**	**34.240,05**	**23.187,17**	**314.952,55**	**194.667,79**	**139.423,18**	**370.197,16**
	JUMLAH SELURUHNYA / *GRAND TOTAL*	**1.550.236,29**	**138.215,35**	**736.308,42**	**15.650,58**	**10.779,09**	**162.039,76**	**875.749,94**	**419.369,65**	**184.451,81**	**210.850,54**	**743.998,43**	**426.372,44**	**336.679,93**	**833.690,94**

Keterangan / *Notes* :
*) Tidak Menyampaikan Laporan / *Have Not Submitted Annual Report*

USAHA ASURANSI UMUM & REASURANSI
NON LIFE INSURANCE & REINSURANCE BUSINESS

TABEL: 2.11.5/TABLE: 2.11.5
PREMI USAHA ASURANSI UMUM DAN REASURANSI TAHUN 2017
PREMIUMS OF NON LIFE INSURANCE AND REINSURANCE BUSINESS IN 2017
Lini Usaha : Rangka Pesawat
Line of Business : Aviation

Dalam Jutaan Rupiah / *In Million Rupiah*

NO *NO*	NAMA PERUSAHAAN *NAME OF COMPANY*	REASURANSI DAN KOMISI / *REINSURANCE AND COMMISSION*											CADANGAN PREMI *PREMIUM RESERVE*		
		POS LANGSUNG *DIRECT BUSINESS*	INWARD: KOMISI *COMMISSION*	INWARD: DALAM NEGERI *DOMESTIC*	INWARD: ASEAN *ASEAN*	INWARD: LAINNYA *OTHER*	OUTWARD: KOMISI *COMMISSION*	OUTWARD: DALAM NEGERI *DOMESTIC*	OUTWARD: ASEAN *ASEAN*	OUTWARD: LAINNYA *OTHER*	KOMISI *COMMISSION*	PREMI NETO *NET PREMIUM*	TAHUN LALU *PREVIOUS YEAR*	TAHUN BERJALAN *CURRENT YEAR*	PENDAPATAN PREMI *INCOME PREMIUM*
(1)	(2)	(3)	(4)	(5)	(6)	(7)	(8)	(9)	(10)	(11)	(12)	(13)	(14)	(15)	(16)
	PERUSAHAAN ASURANSI UMUM NASIONAL														
	NATIONAL NON LIFE INSURANCE COMPANIES														
1	PT Asuransi Adira Dinamika	-	-	-	-	-	-	-	-	-	-	-	-	-	-
2	PT Asuransi Artarindo	-	-	-	-	-	-	-	-	-	-	-	-	-	-
3	PT Arthagraha General Insurance	-	-	-	-	-	-	-	-	-	-	-	-	-	-
4	PT Asuransi Asoka Mas	2.216,18	294,79	-	-	-	-	42,27	-	2.353,06	8,52	(465,41)	411,27	(157,98)	103,84
5	PT Asuransi Astra Buana	6,78	-	-	-	-	-	2,04	-	-	0,41	5,16	-	-	5,16
6	PT Avrist General Insurance	-	-	-	-	-	-	-	-	-	-	-	-	-	-
7	PT Asuransi Bangun Askrida	-	-	6,69	-	-	1,18	-	-	-	-	5,51	2,77	7,35	0,93
8	PT Berdikari Insurance	-	-	-	-	-	-	-	-	-	-	-	-	-	-
9	PT Asuransi Bhakti Bhayangkara	2.300,28	-	-	-	-	-	2.299,49	-	-	0,18	0,97	-	170,68	(169,71)
10	PT Asuransi Binagriya Upakara	-	-	-	-	-	-	-	-	-	-	-	-	-	-
11	PT Asuransi Bintang Tbk.	-	-	-	-	-	-	-	-	-	-	-	-	-	-
12	PT Bosowa Asuransi	-	-	-	-	-	-	-	-	-	-	-	-	-	-
13	PT Asuransi Bringin Sejahtera Artamakmur	2.471,00	494,01	-	-	-	-	2.462,35	-	-	246,57	(238,80)	778,94	233,63	306,51
14	PT Asuransi Buana Independent	-	-	-	-	-	-	-	-	-	-	-	-	-	-
15	PT Asuransi Umum Bumiputera Muda 1967	-	-	5,51	-	-	(0,08)	-	-	-	-	5,59	-	-	5,59
16	PT Asuransi Central Asia	-	-	-	-	-	-	-	-	-	-	-	-	-	-
17	PT Asuransi Umum BCA	-	-	-	-	-	-	-	-	-	-	-	-	-	-
18	PT Citra International Underwriters	173.442,42	2.179,88	-	-	-	-	3.129,21	1.582,68	166.948,53	12.522,11	12.124,23	5.252,08	3.488,08	13.888,23
19	PT Asuransi Dayin Mitra Tbk.	1.502,95	362,31	-	-	-	-	17,52	-	1.475,76	396,80	44,16	-	-	44,16
20	PT Asuransi Eka Lloyd Jaya	-	-	-	-	-	-	-	-	-	-	-	-	-	-
21	PT Asuransi Himalaya Pelindung	-	-	-	-	-	-	-	-	-	-	-	-	-	-
22	PT Asuransi Intra Asia	-	-	-	-	-	-	-	-	-	-	-	-	-	-
23	PT MNC Asuransi Indonesia	11.202,88	-	-	-	-	-	103,27	132,38	-	505,91	11.473,14	1.210,43	1.483,19	11.200,38
24	PT Asuransi Jasa Indonesia (Persero)	163.171,59	5.717,43	68.856,69	-	-	2.035,06	67.185,29	-	134.641,57	9.994,46	32.443,39	29.527,00	9.733,02	52.237,37
25	PT Asuransi Jasa Raharja Putera	-	-	27,66	-	-	-	-	-	-	-	27,66	-	-	27,66
26	PT Asuransi Jasa Tania Tbk.	-	-	-	-	-	-	-	-	-	-	-	0,72	0,84	(0,12)
27	PT Asuransi Kredit Indonesia (Persero)	-	-	-	-	-	-	-	-	-	-	-	-	-	-
28	PT Malacca Trust Wuwungan Insurance	-	-	-	-	-	-	-	-	-	-	-	-	-	-
29	PT Asuransi Umum Mega	-	-	-	-	-	-	-	-	-	-	-	-	-	-
30	PT Asuransi Mega Pratama	-	-	-	-	-	-	-	-	-	-	-	-	-	-
31	PT Asuransi Kresna Mitra Tbk.	-	-	-	-	-	-	-	-	-	-	-	-	-	-
32	PT Pan Pacific Insurance	-	-	-	-	-	-	-	-	-	-	-	-	-	-
33	PT Asuransi Purna Artanugraha	1.260,13	193,61	-	-	-	48,40	939,86	234,97	-	339,92	183,21	415,35	7,41	591,15
34	PT Asuransi Raksa Pratikara	-	-	-	-	-	-	-	-	-	-	-	-	-	-
35	PT Asuransi Rama Satria Wibawa	-	-	-	-	-	-	-	-	-	-	-	-	-	-
36	PT Asuransi Recapital		-				-				-	-			-
37	PT Asuransi Reliance Indonesia	-	-	-	-	-	-	-	-	-	-	-	-	-	-
38	PT Sarana Lindung Upaya	-	-	(0,03)	-	-	(0,01)	-	-	-	-	(0,03)	-	-	(0,03)
39	PT Asuransi Sinar Mas	-	-	-	-	-	-	-	-	-	-	-	-	-	-
40	PT Asuransi Sumit Oto	-	-	-	-	-	-	-	-	-	-	-	-	-	-
41	PT Asuransi Staco Mandiri	-	-	-	-	-	-	-	-	-	-	-	-	-	-

NO *NO*	NAMA PERUSAHAAN *NAME OF COMPANY*	REASURANSI DAN KOMISI / *REINSURANCE AND COMMISSION*										CADANGAN PREMI *PREMIUM RESERVE*			
		INWARD					OUTWARD								
		POS LANGSUNG *DIRECT BUSINESS*	KOMISI *COMMISSION*	DALAM NEGERI *DOMESTIC*	ASEAN *ASEAN*	LAINNYA *OTHER*	KOMISI *COMMISSION*	DALAM NEGERI *DOMESTIC*	ASEAN *ASEAN*	LAINNYA *OTHER*	KOMISI *COMMISSION*	PREMI NETO *NET PREMIUM*	TAHUN LALU *PREVIOUS YEAR*	TAHUN BERJALAN *CURRENT YEAR*	PENDAPATAN PREMI *INCOME PREMIUM*
(1)	(2)	(3)	(4)	(5)	(6)	(7)	(8)	(9)	(10)	(11)	(12)	(13)	(14)	(15)	(16)
42	PT Asuransi Tri Pakarta	-	-	-	-	-	-	-	-	-	-	-	-	-	-
43	PT Asuransi Tugu Kresna Pratama	-	-	-	-	-	-	-	-	-	-	-	0,54	-	0,54
44	PT Tugu Pratama Indonesia	510.010,83	4.954,82	-	-	-	-	37.012,04	37.875,74	412.921,13	14.477,31	31.724,41	13.530,04	13.959,44	31.295,01
45	PT Victoria Insurance Tbk.	-	-	-	-	-	-	-	-	-	-	-	-	-	-
46	PT Asuransi Videi	-	-	-	-	-	-	-	-	-	-	-	-	-	-
47	PT Asuransi Wahana Tata	40.677,17	2.858,32	10.321,61	-	-	173,19	19.704,17	3.007,26	26.506,54	3.230,77	1.980,08	2,75	-	1.982,83
48	PT Asuransi Mitra Pelindung Mustika	-	-	-	-	-	-	-	-	-	-	-	-	-	-
49	PT Asuransi Cakrawala Proteksi Indonesia	-	-	-	-	-	-	-	-	-	-	-	-	-	-
50	PT Asuransi Simas Net	-	-	-	-	-	-	-	-	-	-	-	-	-	-
51	PT Asuransi ASEI Indonesia	1.758,51	220,36	-	-	-	-	977,22	-	-	99,06	659,99	293,98	-	953,97
52	PT Bess Central Insurance	-	-	-	-	-	-	-	-	-	-	-	-	-	-
	JUMLAH / *SUB TOTAL*	**910.020,73**	**17.275,53**	**79.218,13**	**-**	**-**	**2.257,74**	**133.874,73**	**42.833,03**	**744.846,59**	**41.822,03**	**89.973,26**	**51.425,87**	**28.925,64**	**112.473,49**
	PERUSAHAAN ASURANSI UMUM PATUNGAN														
	JOINT VENTURE NON LIFE INSURANCE COMPANIES														
1	PT CHUBB General Insurance Indonesia	-	-	-	-	-	-	-	-	-	-	-	-	-	-
2	PT Asuransi Allianz Utama Indonesia	-	-	-	-	-	-	-	-	-	-	-	-	-	-
3	PT Asuransi AXA Indonesia	-	-	-	-	-	-	-	-	-	-	-	-	-	-
4	PT AIG Insurance Indonesia	-	-	-	-	-	-	-	-	-	-	-	-	-	-
5	PT China Taiping Insurance Indonesia	-	-	-	-	-	-	-	-	-	-	-	-	-	-
6	PT Meritz Korindo Insurance	-	-	-	-	-	-	-	-	-	-	-	-	-	-
7	PT KSK Insurance Indonesia	-	-	-	-	-	-	-	-	-	-	-	-	-	-
8	PT Kookmin Best Insurance Indonesia	-	-	-	-	-	-	-	-	-	-	-	-	-	-
9	PT Mandiri AXA General Insurance	-	-	-	-	-	-	-	-	-	-	-	-	-	-
10	PT Asuransi MSIG Indonesia	-	-	-	-	-	-	-	-	-	-	-	-	-	-
11	PT Sompo Insurance Indonesia	-	-	-	-	-	-	-	-	-	-	-	-	-	-
12	PT QBE General Insurance Indonesia	-	-	-	-	-	-	-	-	-	-	-	-	-	-
13	PT Asuransi Samsung Tugu	-	-	-	-	-	-	-	-	-	-	-	0,05	-	0,05
14	PT Asuransi Tokio Marine Indonesia	-	-	-	-	-	-	-	-	-	-	-	-	-	-
15	PT Zurich Insurance Indonesia	-	-	-	-	-	-	-	-	-	-	-	-	-	-
16	PT Asuransi Bina Dana Arta Tbk.	-	-	-	-	-	-	-	-	-	-	-	-	-	-
17	PT Asuransi FPG Indonesia	-	-	-	-	-	-	-	-	-	-	-	-	-	-
18	PT Lippo General Insurance Tbk.	4.504,24	517,33	-	-	-	-	1.916,25	2.598,79	-	316,21	(211,93)	198,43	35,40	(48,90)
19	PT Asuransi Parolamas	-	-	-	-	-	-	-	-	-	-	-	-	-	-
20	PT Asuransi Ramayana Tbk.	1.475,31	163,21	-	-	-	-	674,39	-	-	36,94	674,65	302,13	157,97	818,80
21	PT Asuransi Harta Aman Pratama Tbk.	-	-	-	-	-	-	-	-	-	-	-	-	-	-
22	PT Asuransi Multi Artha Guna Tbk.	-	-	-	-	-	-	-	-	-	-	-	4,11	-	4,11
	JUMLAH / *SUB TOTAL*	**5.979,55**	**680,55**	**-**	**-**	**-**	**-**	**2.590,64**	**2.598,79**	**-**	**353,15**	**462,72**	**504,71**	**193,37**	**774,06**
	PERUSAHAAN REASURANSI														
	REINSURANCE COMPANIES														
1	PT Reasuransi Indonesia Utama	-	-	18.692,24	-	3.645,20	5.613,24	-	4.327,82	-	-	12.396,38	6.638,01	5.784,24	13.250,14
2	PT Maskapai Reasuransi Indonesia	-	-	727,39	-	-	120,82	-	25,33	-	0,28	581,51	286,12	58,70	808,93
3	PT Reasuransi Nasional Indonesia	-	-	19.627,00	-	-	2.285,00	-	8.464,00	-	2.232,00	11.110,00	399,00	4.343,00	7.166,00
4	PT Tugu Reasuransi Indonesia	-	-	16.027,57	-	-	3.721,60	612,97	2.705,71	-	381,94	9.369,23	2.357,41	3.603,88	8.122,77
5	PT Reasuransi Maipark Indonesia	-	-	-	-	-	-	-	-	-	-	-	-	-	-
6	PT Reasuransi Nusantara Makmur	-	-	-	-	-	-	-	-	-	-	-	-	-	-
	JUMLAH / *SUB TOTAL*	**-**	**-**	**55.074,19**	**-**	**3.645,20**	**11.740,66**	**612,97**	**15.522,87**	**-**	**2.614,22**	**33.457,12**	**9.680,55**	**13.789,82**	**29.347,84**
	JUMLAH SELURUHNYA / *GRAND TOTAL*	**916.000,29**	**17.956,08**	**134.292,32**	**-**	**3.645,20**	**13.998,40**	**137.078,34**	**60.954,69**	**744.846,59**	**44.789,39**	**123.893,10**	**61.611,13**	**42.908,84**	**142.595,39**

Keterangan / *Notes* :
*) Tidak Menyampaikan Laporan / *Have Not Submitted Annual Report*

USAHA ASURANSI UMUM & REASURANSI

NON LIFE INSURANCE & REINSURANCE BUSINESS

TABEL: 2.11.6/TABLE: 2.11.6

PREMI USAHA ASURANSI UMUM DAN REASURANSI TAHUN 2017

PREMIUMS OF NON LIFE INSURANCE AND REINSURANCE BUSINESS IN 2017

Lini Usaha : Satelit

Line of Business : Satelitte

Dalam Jutaan Rupiah / *In Million Rupiah*

NO *NO*	NAMA PERUSAHAAN *NAME OF COMPANY*	REASURANSI DAN KOMISI / *REINSURANCE AND COMMISSION*											CADANGAN PREMI *PREMIUM RESERVE*		
		POS LANGSUNG *DIRECT BUSINESS*	INWARD				OUTWARD				KOMISI *COMMISSION*	PREMI NETO *NET PREMIUM*	TAHUN LALU *PREVIOUS YEAR*	TAHUN BERJALAN *CURRENT YEAR*	PENDAPATAN PREMI *INCOME PREMIUM*
			KOMISI *COMMISSION*	DALAM NEGERI *DOMESTIC*	ASEAN *ASEAN*	LAINNYA *OTHER*	KOMISI *COMMISSION*	DALAM NEGERI *DOMESTIC*	ASEAN *ASEAN*	LAINNYA *OTHER*					
(1)	(2)	(3)	(4)	(5)	(6)	(7)	(8)	(9)	(10)	(11)	(12)	(13)	(14)	(15)	(16)
	PERUSAHAAN ASURANSI UMUM NASIONAL														
	NATIONAL NON LIFE INSURANCE COMPANIES														
1	PT Asuransi Adira Dinamika	-	-	-	-	-	-	-	-	-	-	-	-	-	-
2	PT Asuransi Artarindo	-	-	-	-	-	-	-	-	-	-	-	-	-	-
3	PT Arthagraha General Insurance	-	-	-	-	-	-	-	-	-	-	-	-	-	-
4	PT Asuransi Asoka Mas	-	-	-	-	-	-	-	-	-	-	-	-	-	-
5	PT Asuransi Astra Buana	-	-	-	-	-	-	-	-	-	-	-	-	-	-
6	PT Avrist General Insurance	-	-	-	-	-	-	-	-	-	-	-	-	-	-
7	PT Asuransi Bangun Askrida	-	-	-	-	-	-	-	-	-	-	-	-	-	-
8	PT Berdikari Insurance	-	-	-	-	-	-	-	-	-	-	-	-	-	-
9	PT Asuransi Bhakti Bhayangkara	-	-	-	-	-	-	-	-	-	-	-	-	-	-
10	PT Asuransi Binagriya Upakara	-	-	-	-	-	-	-	-	-	-	-	-	-	-
11	PT Asuransi Bintang Tbk.	-	-	-	-	-	-	-	-	-	-	-	-	-	-
12	PT Bosowa Asuransi	-	-	-	-	-	-	-	-	-	-	-	-	-	-
13	PT Asuransi Bringin Sejahtera Artamakmur	2.286,84	68,61	-	-	-	-	2.283,78	-	-	86,02	20,48	1.990,74	41,49	1.969,72
14	PT Asuransi Buana Independent	-	-	-	-	-	-	-	-	-	-	-	-	-	-
15	PT Asuransi Umum Bumiputera Muda 1967		-	-	-	-	-	-	-	-	-	-	-	-	-
16	PT Asuransi Central Asia	-	-	-	-	-	-	-	-	-	-	-	-	-	-
17	PT Asuransi Umum BCA	-	-	-	-	-	-	-	-	-	-	-	-	-	-
18	PT Citra International Underwriters	-	-	-	-	-	-	-	-	-	-	-	-	-	-
19	PT Asuransi Dayin Mitra Tbk.	-	-	-	-	-	-	-	-	-	-	-	-	-	-
20	PT Asuransi Eka Lloyd Jaya	-	-	-	-	-	-	-	-	-	-	-	-	-	-
21	PT Asuransi Himalaya Pelindung	-	-	-	-	-	-	-	-	-	-	-	-	-	-
22	PT Asuransi Intra Asia	-	-	-	-	-	-	-	-	-	-	-	-	-	-
23	PT MNC Asuransi Indonesia	7.659,57	-	-	-	-	-	4.429,98	-	-	-	3.229,59	754,70	1.601,53	2.382,76
24	PT Asuransi Jasa Indonesia (Persero)	-	-	-	-	-	-	-	-	-	-	-	-	-	-
25	PT Asuransi Jasa Raharja Putera	-	-	-	-	-	-	-	-	-	-	-	-	-	-
26	PT Asuransi Jasa Tania Tbk.	-	-	-	-	-	-	-	-	-	-	-	-	-	-
27	PT Asuransi Kredit Indonesia (Persero)	-	-	-	-	-	-	-	-	-	-	-	-	-	-
28	PT Malacca Trust Wuwungan Insurance	-	-	-	-	-	-	-	-	-	-	-	-	-	-
29	PT Asuransi Umum Mega	-	-	-	-	-	-	-	-	-	-	-	-	-	-
30	PT Asuransi Mega Pratama	-	-	-	-	-	-	-	-	-	-	-	-	-	-
31	PT Asuransi Kresna Mitra Tbk.	-	-	-	-	-	-	-	-	-	-	-	-	-	-
32	PT Pan Pacific Insurance	-	-	-	-	-	-	-	-	-	-	-	-	-	-
33	PT Asuransi Purna Artanugraha	-	-	-	-	-	-	-	-	-	-	-	-	-	-
34	PT Asuransi Raksa Pratikara	-	-	-	-	-	-	-	-	-	-	-	-	-	-
35	PT Asuransi Rama Satria Wibawa	-	-	-	-	-	-	-	-	-	-	-	-	-	-
36	PT Asuransi Recapital		-				-					-	-		-
37	PT Asuransi Reliance Indonesia	-	-	-	-	-	-	-	-	-	-	-	-	-	-
38	PT Sarana Lindung Upaya	-	-	-	-	-	-	-	-	-	-	-	-	-	-
39	PT Asuransi Sinar Mas	-	-	-	-	-	-	-	-	-	-	-	-	-	-
40	PT Asuransi Sumit Oto	-	-	-	-	-	-	-	-	-	-	-	-	-	-
41	PT Asuransi Staco Mandiri	-	-	-	-	-	-	-	-	-	-	-	-	-	-

NO *NO*	NAMA PERUSAHAAN *NAME OF COMPANY*	REASURANSI DAN KOMISI / *REINSURANCE AND COMMISSION*											CADANGAN PREMI *PREMIUM RESERVE*		
		INWARD					OUTWARD								
		POS LANGSUNG *DIRECT BUSINESS*	KOMISI *COMMISSION*	DALAM NEGERI *DOMESTIC*	ASEAN *ASEAN*	LAINNYA *OTHER*	KOMISI *COMMISSION*	DALAM NEGERI *DOMESTIC*	ASEAN *ASEAN*	LAINNYA *OTHER*	KOMISI *COMMISSION*	PREMI NETO *NET PREMIUM*	TAHUN LALU *PREVIOUS YEAR*	TAHUN BERJALAN *CURRENT YEAR*	PENDAPATAN PREMI *INCOME PREMIUM*
(1)	(2)	(3)	(4)	(5)	(6)	(7)	(8)	(9)	(10)	(11)	(12)	(13)	(14)	(15)	(16)
42	PT Asuransi Tri Pakarta	-	-	-	-	-	-	-	-	-	-	-	-	-	-
43	PT Asuransi Tugu Kresna Pratama	-	-	-	-	-	-	-	-	-	-	-	-	-	-
44	PT Tugu Pratama Indonesia	8.040,55	586,97	-	-	-	-	201,12	-	5.253,02	48,41	2.047,85	1.883,80	1.908,91	2.022,74
45	PT Victoria Insurance Tbk.	-	-	-	-	-	-	-	-	-	-	-	-	-	-
46	PT Asuransi Videi	-	-	-	-	-	-	-	-	-	-	-	-	-	-
47	PT Asuransi Wahana Tata	-	-	-	-	-	-	-	-	-	-	-	-	-	-
48	PT Asuransi Mitra Pelindung Mustika	-	-	-	-	-	-	-	-	-	-	-	-	-	-
49	PT Asuransi Cakrawala Proteksi Indonesia	-	-	-	-	-	-	-	-	-	-	-	-	-	-
50	PT Asuransi Simas Net	-	-	-	-	-	-	-	-	-	-	-	-	-	-
51	PT Asuransi ASEI Indonesia	-	-	-	-	-	-	-	-	-	-	-	-	-	-
52	PT Bess Central Insurance	-	-	-	-	-	-	-	-	-	-	-	-	-	-
	JUMLAH / *SUB TOTAL*	**17.986,97**	**655,58**	**-**	**-**	**-**	**-**	**6.914,88**	**-**	**5.253,02**	**134,43**	**5.297,91**	**4.629,24**	**3.551,93**	**6.375,22**
	PERUSAHAAN ASURANSI UMUM PATUNGAN *JOINT VENTURE NON LIFE INSURANCE COMPANIES*														
1	PT CHUBB General Insurance Indonesia	-	-	-	-	-	-	-	-	-	-	-	-	-	-
2	PT Asuransi Allianz Utama Indonesia	-	-	-	-	-	-	-	-	-	-	-	-	-	-
3	PT Asuransi AXA Indonesia	-	-	-	-	-	-	-	-	-	-	-	-	-	-
4	PT AIG Insurance Indonesia	-	-	-	-	-	-	-	-	-	-	-	-	-	-
5	PT China Taiping Insurance Indonesia	-	-	-	-	-	-	-	-	-	-	-	-	-	-
6	PT Meritz Korindo Insurance	-	-	-	-	-	-	-	-	-	-	-	-	-	-
7	PT KSK Insurance Indonesia	-	-	-	-	-	-	-	-	-	-	-	-	-	-
8	PT Kookmin Best Insurance Indonesia	-	-	-	-	-	-	-	-	-	-	-	-	-	-
9	PT Mandiri AXA General Insurance	-	-	-	-	-	-	-	-	-	-	-	-	-	-
10	PT Asuransi MSIG Indonesia	-	-	-	-	-	-	-	-	-	-	-	-	-	-
11	PT Sompo Insurance Indonesia	-	-	-	-	-	-	-	-	-	-	-	-	-	-
12	PT QBE General Insurance Indonesia	-	-	-	-	-	-	-	-	-	-	-	-	-	-
13	PT Asuransi Samsung Tugu	-	-	-	-	-	-	-	-	-	-	-	-	-	-
14	PT Asuransi Tokio Marine Indonesia	-	-	-	-	-	-	-	-	-	-	-	-	-	-
15	PT Zurich Insurance Indonesia	-	-	-	-	-	-	-	-	-	-	-	-	-	-
16	PT Asuransi Bina Dana Arta Tbk.	-	-	-	-	-	-	-	-	-	-	-	-	-	-
17	PT Asuransi FPG Indonesia	-	-	-	-	-	-	-	-	-	-	-	-	-	-
18	PT Lippo General Insurance Tbk.	-	-	-	-	-	-	-	-	-	-	-	-	-	-
19	PT Asuransi Parolamas	-	-	-	-	-	-	-	-	-	-	-	-	-	-
20	PT Asuransi Ramayana Tbk.	-	-	-	-	-	-	-	-	-	-	-	-	-	-
21	PT Asuransi Harta Aman Pratama Tbk.	-	-	-	-	-	-	-	-	-	-	-	-	-	-
22	PT Asuransi Multi Artha Guna Tbk.	-	-	-	-	-	-	-	-	-	-	-	-	-	-
	JUMLAH / *SUB TOTAL*	**-**	**-**	**-**	**-**	**-**	**-**	**-**	**-**	**-**	**-**	**-**	**-**	**-**	**-**
	PERUSAHAAN REASURANSI *REINSURANCE COMPANIES*														
1	PT Reasuransi Indonesia Utama	-	-	-	-	-	-	-	-	-	-	-	-	-	-
2	PT Maskapai Reasuransi Indonesia	-	-	182,73	-	-	46,12	-	-	-	-	136,61	-	160,49	(23,88)
3	PT Reasuransi Nasional Indonesia	-	-	52,00	-	-	10,00	-	-	-	-	42,00	692,00	16,00	718,00
4	PT Tugu Reasuransi Indonesia	-	-	-	-	-	-	-	-	-	-	-	-	-	-
5	PT Reasuransi Maipark Indonesia	-	-	-	-	-	-	-	-	-	-	-	-	-	-
6	PT Reasuransi Nusantara Makmur	-	-	-	-	-	-	-	-	-	-	-	-	-	-
	JUMLAH / *SUB TOTAL*	**-**	**-**	**234,73**	**-**	**-**	**56,12**	**-**	**-**	**-**	**-**	**178,61**	**692,00**	**176,49**	**694,12**
	JUMLAH SELURUHNYA / *GRAND TOTAL*	**17.986,97**	**655,58**	**234,73**	**-**	**-**	**56,12**	**6.914,88**	**-**	**5.253,02**	**134,43**	**5.476,52**	**5.321,24**	**3.728,42**	**7.069,34**

Keterangan / *Notes* :
*) Tidak Menyampaikan Laporan / *Have Not Submitted Annual Report*

USAHA ASURANSI UMUM & REASURANSI

NON LIFE INSURANCE & REINSURANCE BUSINESS

TABEL: 2.11.7/TABLE: 2.11.7

PREMI USAHA ASURANSI UMUM DAN REASURANSI TAHUN 2017

PREMIUMS OF NON LIFE INSURANCE AND REINSURANCE BUSINESS IN 2017

Lini Usaha : Energi Darat

Line of Business : Energy On Shore

Dalam Jutaan Rupiah / *In Million Rupiah*

NO *NO*	NAMA PERUSAHAAN *NAME OF COMPANY*	REASURANSI DAN KOMISI / *REINSURANCE AND COMMISSION*											CADANGAN PREMI *PREMIUM RESERVE*		
		POS LANGSUNG *DIRECT BUSINESS*	INWARD				OUTWARD				KOMISI *COMMISSION*	PREMI NETO *NET PREMIUM*	TAHUN LALU *PREVIOUS YEAR*	TAHUN BERJALAN *CURRENT YEAR*	PENDAPATAN PREMI *INCOME PREMIUM*
			KOMISI *COMMISSION*	DALAM NEGERI *DOMESTIC*	ASEAN *ASEAN*	LAINNYA *OTHER*	KOMISI *COMMISSION*	DALAM NEGERI *DOMESTIC*	ASEAN *ASEAN*	LAINNYA *OTHER*					
(1)	(2)	(3)	(4)	(5)	(6)	(7)	(8)	(9)	(10)	(11)	(12)	(13)	(14)	(15)	(16)
	PERUSAHAAN ASURANSI UMUM NASIONAL														
	NATIONAL NON LIFE INSURANCE COMPANIES														
1	PT Asuransi Adira Dinamika	2,50	0,28	-	-	-	-	-	-	-	-	2,23	2,04	1,85	2,41
2	PT Asuransi Artarindo	-	-	-	-	-	-	-	-	-	-	-	-	-	-
3	PT Arthagraha General Insurance	-	-	-	-	-	-	-	-	-	-	-	-	-	-
4	PT Asuransi Asoka Mas	-	-	-	-	-	-	-	-	-	-	-	-	-	-
5	PT Asuransi Astra Buana	52.810,07	2.268,22	753,43	-	-	-	30.470,42	12.797,05	3.275,55	3.876,82	8.629,08	3.000,27	3.785,23	7.844,13
6	PT Avrist General Insurance	-	-	-	-	-	-	-	-	-	-	-	-	-	-
7	PT Asuransi Bangun Askrida	9.920,26	897,39	(7,89)	-	-	(1,52)	18.762,32	-	-	2.573,57	(7.172,24)	4.035,49	521,59	(3.658,34)
8	PT Berdikari Insurance	-	-	-	-	-	-	-	-	-	-	-	-	-	-
9	PT Asuransi Bhakti Bhayangkara	-	-	-	-	-	-	-	-	-	-	-	-	-	-
10	PT Asuransi Binagriya Upakara	-	-	-	-	-	-	-	-	-	-	-	-	-	-
11	PT Asuransi Bintang Tbk.	-	-	-	-	-	-	-	-	-	-	-	-	-	-
12	PT Bosowa Asuransi	-	-	-	-	-	-	-	-	-	-	-	-	-	-
13	PT Asuransi Bringin Sejahtera Artamakmur	-	-	-	-	-	-	-	-	-	-	-	-	-	-
14	PT Asuransi Buana Independent	-	-	-	-	-	-	-	-	-	-	-	-	-	-
15	PT Asuransi Umum Bumiputera Muda 1967		-	-	-	-	-	-	-	-	-	-	-	-	-
16	PT Asuransi Central Asia	-	-	-	-	-	-	-	-	-	-	-	-	-	-
17	PT Asuransi Umum BCA	-	-	-	-	-	-	-	-	-	-	-	-	-	-
18	PT Citra International Underwriters	-	-	-	-	-	-	-	-	-	-	-	-	-	-
19	PT Asuransi Dayin Mitra Tbk.	-	-	-	-	-	-	-	-	-	-	-	-	-	-
20	PT Asuransi Eka Lloyd Jaya	-	-	-	-	-	-	-	-	-	-	-	-	-	-
21	PT Asuransi Himalaya Pelindung	-	-	-	-	-	-	-	-	-	-	-	1,00	-	1,00
22	PT Asuransi Intra Asia	-	-	-	-	-	-	-	-	-	-	-	-	-	-
23	PT MNC Asuransi Indonesia	-	-	-	-	-	-	-	-	-	-	-	-	-	-
24	PT Asuransi Jasa Indonesia (Persero)	-	-	-	-	-	-	-	-	-	-	-	-	-	-
25	PT Asuransi Jasa Raharja Putera	4.201,42	726,01	-	-	-	-	2.774,63	-	-	897,95	1.598,74	827,68	2.283,85	142,56
26	PT Asuransi Jasa Tania Tbk.	-	-	-	-	-	-	-	-	-	-	-	-	-	-
27	PT Asuransi Kredit Indonesia (Persero)	-	-	-	-	-	-	-	-	-	-	-	-	-	-
28	PT Malacca Trust Wuwungan Insurance	-	-	-	-	-	-	-	-	-	-	-	-	-	-
29	PT Asuransi Umum Mega	-	-	-	-	-	-	-	-	-	-	-	-	-	-
30	PT Asuransi Mega Pratama	-	-	-	-	-	-	-	-	-	-	-	-	-	-
31	PT Asuransi Kresna Mitra Tbk.	-	-	-	-	-	-	-	-	-	-	-	-	-	-
32	PT Pan Pacific Insurance	-	-	-	-	-	-	-	-	-	-	-	83,10	-	83,10
33	PT Asuransi Purna Artanugraha	7,50	19,58	67,57	-	-	4,90	-	-	-	-	50,59	55,39	5,05	100,93
34	PT Asuransi Raksa Pratikara	-	-	-	-	-	-	-	-	-	-	-	-	-	-
35	PT Asuransi Rama Satria Wibawa	-	-	-	-	-	-	-	-	-	-	-	-	-	-
36	PT Asuransi Recapital		-				-				-	-			-
37	PT Asuransi Reliance Indonesia	-	-	-	-	-	-	-	-	-	-	-	-	-	-
38	PT Sarana Lindung Upaya	-	-	-	-	-	-	-	-	-	-	-	-	-	-
39	PT Asuransi Sinar Mas	-	-	-	-	-	-	-	-	-	-	-	-	-	-
40	PT Asuransi Sumit Oto	-	-	-	-	-	-	-	-	-	-	-	-	-	-
41	PT Asuransi Staco Mandiri	-	-	-	-	-	-	-	-	-	-	-	-	-	-

NO *NO*	NAMA PERUSAHAAN *NAME OF COMPANY*	REASURANSI DAN KOMISI / *REINSURANCE AND COMMISSION*											CADANGAN PREMI *PREMIUM RESERVE*		PENDAPATAN PREMI *INCOME PREMIUM*
		INWARD					OUTWARD								
		POS LANGSUNG *DIRECT BUSINESS*	KOMISI *COMMISSION*	DALAM NEGERI *DOMESTIC*	ASEAN *ASEAN*	LAINNYA *OTHER*	KOMISI *COMMISSION*	DALAM NEGERI *DOMESTIC*	ASEAN *ASEAN*	LAINNYA *OTHER*	KOMISI *COMMISSION*	PREMI NETO *NET PREMIUM*	TAHUN LALU *PREVIOUS YEAR*	TAHUN BERJALAN *CURRENT YEAR*	
(1)	(2)	(3)	(4)	(5)	(6)	(7)	(8)	(9)	(10)	(11)	(12)	(13)	(14)	(15)	(16)
42	PT Asuransi Tri Pakarta	-	-	-	-	-	-	-	-	-	-	-	-	-	-
43	PT Asuransi Tugu Kresna Pratama	3.416,84	(26,47)	(61,22)	-	-	(16,78)	2.828,75	-	-	377,80	947,92	-	-	947,92
44	PT Tugu Pratama Indonesia	12.027,51	1.158,97	-	-	164,30	16,43	3.852,65	2.896,88	3.325,92	2.838,52	3.779,48	5.145,82	2.125,58	6.799,71
45	PT Victoria Insurance Tbk.	-	-	-	-	-	-	-	-	-	-	-	-	-	-
46	PT Asuransi Videi	-	-	-	-	-	-	-	-	-	-	-	-	-	-
47	PT Asuransi Wahana Tata	-	-	-	-	-	-	-	-	-	-	-	-	-	-
48	PT Asuransi Mitra Pelindung Mustika	-	-	-	-	-	-	-	-	-	-	-	-	-	-
49	PT Asuransi Cakrawala Proteksi Indonesia	-	-	-	-	-	-	-	-	-	-	-	-	-	-
50	PT Asuransi Simas Net	-	-	-	-	-	-	-	-	-	-	-	-	-	-
51	PT Asuransi ASEI Indonesia	37.557,61	4.706,40	-	-	-	-	20.870,98	-	-	2.115,66	14.095,88	7.437,06	-	21.532,94
52	PT Bess Central Insurance	-	-	-	-	-	-	-	-	-	-	-	-	-	-
	JUMLAH / *SUB TOTAL*	**119.943,71**	**9.750,38**	**751,89**	**-**	**164,30**	**3,02**	**79.559,74**	**15.693,92**	**6.601,47**	**12.680,32**	**21.931,67**	**20.587,84**	**8.723,15**	**33.796,36**
	PERUSAHAAN ASURANSI UMUM PATUNGAN														
	JOINT VENTURE NON LIFE INSURANCE COMPANIES														
1	PT CHUBB General Insurance Indonesia	6.286,63	1.315,26	5.905,93	7.449,12	-	2.704,89	3.672,78	-	11.803,90	2.850,51	2.995,37	16.182,00	13.535,42	5.641,95
2	PT Asuransi Allianz Utama Indonesia	-	-	-	-	-	-	-	-	-	-	-	-	-	-
3	PT Asuransi AXA Indonesia	-	-	-	-	-	-	-	-	-	-	-	-	-	-
4	PT AIG Insurance Indonesia	73.448,69	2.318,36	1.736,45	-	-	-	17.112,61	-	49.422,74	27.023,67	33.355,10	5.037,08	3.711,12	34.681,06
5	PT China Taiping Insurance Indonesia	-	-	-	-	-	-	-	-	-	-	-	-	-	-
6	PT Meritz Korindo Insurance	-	-	-	-	-	-	-	-	-	-	-	-	-	-
7	PT KSK Insurance Indonesia	-	-	-	-	-	-	-	-	-	-	-	-	-	-
8	PT Kookmin Best Insurance Indonesia	-	-	-	-	-	-	-	-	-	-	-	-	-	-
9	PT Mandiri AXA General Insurance	-	-	-	-	-	-	-	-	-	-	-	-	-	-
10	PT Asuransi MSIG Indonesia	22.275,06	22,37	30,24	-	-	-	22.302,27	-	(144,40)	673,72	798,78	-	26,77	772,01
11	PT Sompo Insurance Indonesia	-	-	-	-	-	-	-	-	-	-	-	-	-	-
12	PT QBE General Insurance Indonesia	-	-	-	-	-	-	-	-	-	-	-	-	-	-
13	PT Asuransi Samsung Tugu	-	-	-	-	-	-	-	-	-	-	-	-	-	-
14	PT Asuransi Tokio Marine Indonesia	-	-	-	-	-	-	-	-	-	-	-	-	-	-
15	PT Zurich Insurance Indonesia	-	-	-	-	-	-	-	-	-	-	-	-	-	-
16	PT Asuransi Bina Dana Arta Tbk.	-	-	-	-	-	-	-	-	-	-	-	-	-	-
17	PT Asuransi FPG Indonesia	-	-	-	-	-	-	-	-	-	-	-	-	-	-
18	PT Lippo General Insurance Tbk.	-	-	-	-	-	-	-	-	-	-	-	-	-	-
19	PT Asuransi Parolamas	-	-	-	-	-	-	-	-	-	-	-	-	-	-
20	PT Asuransi Ramayana Tbk.	-	-	-	-	-	-	-	-	-	-	-	-	-	-
21	PT Asuransi Harta Aman Pratama Tbk.	-	-	-	-	-	-	-	-	-	-	-	-	-	-
22	PT Asuransi Multi Artha Guna Tbk.	657,67	15,74	-	-	-	-	638,59	-	-	43,23	46,57	1,04	5,82	41,79
	JUMLAH / *SUB TOTAL*	**102.668,05**	**3.671,73**	**7.672,61**	**7.449,12**	**-**	**2.704,89**	**43.726,24**	**-**	**61.082,23**	**30.591,13**	**37.195,82**	**21.220,12**	**17.279,13**	**41.136,81**
	PERUSAHAAN REASURANSI														
	REINSURANCE COMPANIES														
1	PT Reasuransi Indonesia Utama	-	-	-	-	-	-	-	-	-	-	-	-	-	-
2	PT Maskapai Reasuransi Indonesia	-	-	811,71	-	-	280,17	-	55,34	-	0,37	476,57	177,97	131,85	522,68
3	PT Reasuransi Nasional Indonesia	-	-	-	-	-	-	-	-	-	-	-	-	-	-
4	PT Tugu Reasuransi Indonesia	-	-	-	-	-	-	-	-	-	-	-	-	-	-
5	PT Reasuransi Maipark Indonesia	-	-	-	-	-	-	-	-	-	-	-	-	-	-
6	PT Reasuransi Nusantara Makmur	-	-	-	-	-	-	-	-	-	-	-	-	-	-
	JUMLAH / *SUB TOTAL*	**-**	**-**	**811,71**	**-**	**-**	**280,17**	**-**	**55,34**	**-**	**0,37**	**476,57**	**177,97**	**131,85**	**522,68**
	JUMLAH SELURUHNYA / *GRAND TOTAL*	**222.611,76**	**13.422,11**	**9.236,21**	**7.449,12**	**164,30**	**2.988,09**	**123.285,98**	**15.749,26**	**67.683,71**	**43.271,82**	**59.604,06**	**41.985,92**	**26.134,14**	**75.455,85**

Keterangan / *Notes* :
*) Tidak Menyampaikan Laporan / *Have Not Submitted Annual Report*

USAHA ASURANSI UMUM & REASURANSI
NON LIFE INSURANCE & REINSURANCE BUSINESS

TABEL: 2.11.8/TABLE: 2.11.8
PREMI USAHA ASURANSI UMUM DAN REASURANSI TAHUN 2017
PREMIUMS OF NON LIFE INSURANCE AND REINSURANCE BUSINESS IN 2017
Lini Usaha : Energi Lepas Pantai
Line of Business : Energy Off Shore

Dalam Jutaan Rupiah / *In Million Rupiah*

NO *NO*	NAMA PERUSAHAAN *NAME OF COMPANY*	REASURANSI DAN KOMISI / *REINSURANCE AND COMMISSION*											CADANGAN PREMI *PREMIUM RESERVE*		
		POS LANGSUNG *DIRECT BUSINESS*	INWARD				OUTWARD				KOMISI *COMMISSION*	PREMI NETO *NET PREMIUM*	TAHUN LALU *PREVIOUS YEAR*	TAHUN BERJALAN *CURRENT YEAR*	PENDAPATAN PREMI *INCOME PREMIUM*
			KOMISI *COMMISSION*	DALAM NEGERI *DOMESTIC*	ASEAN *ASEAN*	LAINNYA *OTHER*	KOMISI *COMMISSION*	DALAM NEGERI *DOMESTIC*	ASEAN *ASEAN*	LAINNYA *OTHER*					
(1)	(2)	(3)	(4)	(5)	(6)	(7)	(8)	(9)	(10)	(11)	(12)	(13)	(14)	(15)	(16)
	PERUSAHAAN ASURANSI UMUM NASIONAL														
	NATIONAL NON LIFE INSURANCE COMPANIES														
1	PT Asuransi Adira Dinamika	-	-	-	-	-	-	-	-	-	-	-	-	-	-
2	PT Asuransi Artarindo	-	-	-	-	-	-	-	-	-	-	-	-	-	-
3	PT Arthagraha General Insurance	-	-	-	-	-	-	-	-	-	-	-	-	-	-
4	PT Asuransi Asoka Mas	-	-	-	-	-	-	-	-	-	-	-	-	-	-
5	PT Asuransi Astra Buana	-	-	-	-	-	-	-	-	-	-	-	-	-	-
6	PT Avrist General Insurance	-	-	-	-	-	-	-	-	-	-	-	-	-	-
7	PT Asuransi Bangun Askrida	2.116,15	13,31	73,47	-	-	25,96	1.972,00	-	-	148,17	326,52	68,13	114,42	280,24
8	PT Berdikari Insurance	-	-	-	-	-	-	-	-	-	-	-	-	-	-
9	PT Asuransi Bhakti Bhayangkara	-	-	-	-	-	-	-	-	-	-	-	-	-	-
10	PT Asuransi Binagriya Upakara	-	-	-	-	-	-	-	-	-	-	-	-	-	-
11	PT Asuransi Bintang Tbk.	-	-	-	-	-	-	-	-	-	-	-	-	-	-
12	PT Bosowa Asuransi	-	-	-	-	-	-	-	-	-	-	-	-	-	-
13	PT Asuransi Bringin Sejahtera Artamakmur	71,30	10,72	-	-	-	-	47,54	-	-	14,26	27,31	-	0,08	27,23
14	PT Asuransi Buana Independent	-	-	-	-	-	-	-	-	-	-	-	-	-	-
15	PT Asuransi Umum Bumiputera Muda 1967		-	-	-	-	-	-	-	-	-	-	-	-	-
16	PT Asuransi Central Asia	-	-	-	-	-	-	-	-	-	-	-	-	-	-
17	PT Asuransi Umum BCA	-	-	-	-	-	-	-	-	-	-	-	-	-	-
18	PT Citra International Underwriters	-	-	-	-	-	-	-	-	-	-	-	-	-	-
19	PT Asuransi Dayin Mitra Tbk.	-	-	-	-	-	-	-	-	-	-	-	-	-	-
20	PT Asuransi Eka Lloyd Jaya	-	-	-	-	-	-	-	-	-	-	-	-	-	-
21	PT Asuransi Himalaya Pelindung	46,44	9,29	-	-	-	-	35,95	-	-	9,39	10,59	-	-	10,59
22	PT Asuransi Intra Asia	-	-	-	-	-	-	-	-	-	-	-	-	-	-
23	PT MNC Asuransi Indonesia	-	-	-	-	-	-	-	-	-	-	-	-	-	-
24	PT Asuransi Jasa Indonesia (Persero)	536.695,10	5.219,58	250.206,14	-	22,94	8.879,93	116.377,26	-	653.572,22	108.378,68	111.253,87	32.872,00	33.376,16	110.749,71
25	PT Asuransi Jasa Raharja Putera	13.682,38	1.149,04	-	-	-	-	12.379,63	-	-	2.059,52	2.213,23	(1.012,31)	6.099,47	(4.898,55)
26	PT Asuransi Jasa Tania Tbk.	-	-	-	-	-	-	-	-	-	-	-	-	-	-
27	PT Asuransi Kredit Indonesia (Persero)	-	-	-	-	-	-	-	-	-	-	-	-	-	-
28	PT Malacca Trust Wuwungan Insurance	-	-	-	-	-	-	-	-	-	-	-	-	-	-
29	PT Asuransi Umum Mega	-	-	-	-	-	-	-	-	-	-	-	-	-	-
30	PT Asuransi Mega Pratama	-	-	-	-	-	-	-	-	-	-	-	-	-	-
31	PT Asuransi Kresna Mitra Tbk.	-	-	-	-	-	-	-	-	-	-	-	-	-	-
32	PT Pan Pacific Insurance	-	-	-	-	-	-	-	-	-	-	-	-	-	-
33	PT Asuransi Purna Artanugraha	-	-	-	-	-	-	-	-	-	-	-	-	-	-
34	PT Asuransi Raksa Pratikara	-	-	-	-	-	-	-	-	-	-	-	-	-	-
35	PT Asuransi Rama Satria Wibawa	-	-	-	-	-	-	-	-	-	-	-	-	-	-
36	PT Asuransi Recapital		-				-					-			-
37	PT Asuransi Reliance Indonesia	-	-	-	-	-	-	-	-	-	-	-	-	-	-
38	PT Sarana Lindung Upaya	-	-	-	-	-	-	-	-	-	-	-	-	-	-
39	PT Asuransi Sinar Mas	71.670,78	12.893,16	11.817,96	-	-	2.004,63	5.022,78	62.646,87	102,87	554,32	1.372,75	1.640,50	2.783,21	230,04
40	PT Asuransi Sumit Oto	-	-	-	-	-	-	-	-	-	-	-	-	-	-
41	PT Asuransi Staco Mandiri	-	-	-	-	-	-	-	-	-	-	-	-	-	-

NO *NO*	NAMA PERUSAHAAN *NAME OF COMPANY*	REASURANSI DAN KOMISI / *REINSURANCE AND COMMISSION*											CADANGAN PREMI *PREMIUM RESERVE*		PENDAPATAN PREMI *INCOME PREMIUM*
		INWARD					OUTWARD								
		POS LANGSUNG *DIRECT BUSINESS*	KOMISI *COMMISSION*	DALAM NEGERI *DOMESTIC*	ASEAN *ASEAN*	LAINNYA *OTHER*	KOMISI *COMMISSION*	DALAM NEGERI *DOMESTIC*	ASEAN *ASEAN*	LAINNYA *OTHER*	KOMISI *COMMISSION*	PREMI NETO *NET PREMIUM*	TAHUN LALU *PREVIOUS YEAR*	TAHUN BERJALAN *CURRENT YEAR*	
(1)	(2)	(3)	(4)	(5)	(6)	(7)	(8)	(9)	(10)	(11)	(12)	(13)	(14)	(15)	(16)
42	PT Asuransi Tri Pakarta	-	-	-	-	-	-	-	-	-	-	-	-	-	-
43	PT Asuransi Tugu Kresna Pratama	-	-	-	-	-	-	-	-	-	-	-	-	-	-
44	PT Tugu Pratama Indonesia	360.800,17	45.991,00	121,02	-	182,43	48,27	267.769,28	46.439,77	25.109,56	69.732,82	45.478,55	20.647,28	22.153,38	43.972,44
45	PT Victoria Insurance Tbk.	-	-	-	-	-	-	-	-	-	-	-	-	-	-
46	PT Asuransi Videi	-	-	-	-	-	-	-	-	-	-	-	-	-	-
47	PT Asuransi Wahana Tata	92.995,68	1.405,66	26.658,97	-	-	22,21	89.988,94	11.680,25	24.362,66	6.320,41	(1.484,66)	924,81	867,76	(1.427,61)
48	PT Asuransi Mitra Pelindung Mustika	-	-	-	-	-	-	-	-	-	-	-	-	-	-
49	PT Asuransi Cakrawala Proteksi Indonesia	-	-	-	-	-	-	-	-	-	-	-	-	-	-
50	PT Asuransi Simas Net	-	-	-	-	-	-	-	-	-	-	-	-	-	-
51	PT Asuransi ASEI Indonesia	-	-	-	-	-	-	-	-	-	-	-	-	-	-
52	PT Bess Central Insurance	-	-	-	-	-	-	-	-	-	-	-	-	-	-
	JUMLAH / *SUB TOTAL*	**1.078.077,99**	**66.691,76**	**288.877,56**	**-**	**205,37**	**10.981,00**	**493.593,37**	**120.766,89**	**703.147,31**	**187.217,58**	**159.198,16**	**55.140,41**	**65.394,48**	**148.944,09**
	PERUSAHAAN ASURANSI UMUM PATUNGAN														
	JOINT VENTURE NON LIFE INSURANCE COMPANIES														
1	PT CHUBB General Insurance Indonesia	-	-	-	-	-	-	-	-	-	-	-	-	-	-
2	PT Asuransi Allianz Utama Indonesia	-	-	-	-	-	-	-	-	-	-	-	-	-	-
3	PT Asuransi AXA Indonesia	-	-	-	-	-	-	-	-	-	-	-	-	-	-
4	PT AIG Insurance Indonesia	-	-	-	-	-	-	-	-	-	-	-	-	-	-
5	PT China Taiping Insurance Indonesia	-	-	-	-	-	-	-	-	-	-	-	-	-	-
6	PT Meritz Korindo Insurance	-	-	-	-	-	-	-	-	-	-	-	-	-	-
7	PT KSK Insurance Indonesia	-	-	-	-	-	-	-	-	-	-	-	-	-	-
8	PT Kookmin Best Insurance Indonesia	-	-	-	-	-	-	-	-	-	-	-	-	-	-
9	PT Mandiri AXA General Insurance	-	-	-	-	-	-	-	-	-	-	-	-	-	-
10	PT Asuransi MSIG Indonesia	-	-	-	-	-	-	-	-	-	-	-	-	-	-
11	PT Sompo Insurance Indonesia	-	-	-	-	-	-	-	-	-	-	-	-	-	-
12	PT QBE General Insurance Indonesia	-	-	-	-	-	-	-	-	-	-	-	-	-	-
13	PT Asuransi Samsung Tugu	-	-	-	-	-	-	-	-	-	-	-	-	-	-
14	PT Asuransi Tokio Marine Indonesia	-	-	-	-	-	-	-	-	-	-	-	-	-	-
15	PT Zurich Insurance Indonesia	-	-	-	-	-	-	-	-	-	-	-	-	-	-
16	PT Asuransi Bina Dana Arta Tbk.	-	-	-	-	-	-	-	-	-	-	-	-	-	-
17	PT Asuransi FPG Indonesia	-	-	-	-	-	-	-	-	-	-	-	-	-	-
18	PT Lippo General Insurance Tbk.	-	-	-	-	-	-	-	-	-	-	-	-	-	-
19	PT Asuransi Parolamas	-	-	-	-	-	-	-	-	-	-	-	-	-	-
20	PT Asuransi Ramayana Tbk.	-	-	-	-	-	-	-	-	-	-	-	-	-	-
21	PT Asuransi Harta Aman Pratama Tbk.	-	-	-	-	-	-	-	-	-	-	-	-	-	-
22	PT Asuransi Multi Artha Guna Tbk.	16.432,46	1.832,84	(37,71)	-	-	-	16.348,07	-	-	2.576,52	790,36	401,80	109,70	1.082,46
	JUMLAH / *SUB TOTAL*	**16.432,46**	**1.832,84**	**(37,71)**	**-**	**-**	**-**	**16.348,07**	**-**	**-**	**2.576,52**	**790,36**	**401,80**	**109,70**	**1.082,46**
	PERUSAHAAN REASURANSI														
	REINSURANCE COMPANIES														
1	PT Reasuransi Indonesia Utama	-	-	-	-	-	-	-	-	-	-	-	-	-	-
2	PT Maskapai Reasuransi Indonesia	-	-	1.822,55	-	-	171,79	-	192,35	-	2,13	1.460,53	570,55	314,39	1.716,70
3	PT Reasuransi Nasional Indonesia	-	-	163.366,00	729,00	-	12.593,00	134.804,00	10.815,00	-	1.632,75	7.515,75	3.271,00	4.906,00	5.880,75
4	PT Tugu Reasuransi Indonesia	-	-	-	-	-	-	-	-	-	-	-	-	-	-
5	PT Reasuransi Maipark Indonesia	-	-	-	-	-	-	-	-	-	-	-	-	-	-
6	PT Reasuransi Nusantara Makmur	-	-	0,17	-	-	0,02	-	-	-	-	0,15	-	0,16	(0,00)
	JUMLAH / *SUB TOTAL*	**-**	**-**	**165.188,72**	**729,00**	**-**	**12.764,81**	**134.804,00**	**11.007,35**	**-**	**1.634,88**	**8.976,44**	**3.841,55**	**5.220,54**	**7.597,44**
	JUMLAH SELURUHNYA / *GRAND TOTAL*	**1.094.510,45**	**68.524,60**	**454.028,57**	**729,00**	**205,37**	**23.745,81**	**644.745,44**	**131.774,24**	**703.147,31**	**191.428,97**	**168.964,95**	**59.383,76**	**70.724,72**	**157.623,99**

Keterangan / *Notes* :
*) Tidak Menyampaikan Laporan / *Have Not Submitted Annual Report*

USAHA ASURANSI UMUM & REASURANSI
NON LIFE INSURANCE & REINSURANCE BUSINESS

TABEL: 2.11.9/TABLE: 2.11.9
PREMI USAHA ASURANSI UMUM DAN REASURANSI TAHUN 2017
PREMIUMS OF NON LIFE INSURANCE AND REINSURANCE BUSINESS IN 2017
Lini Usaha : Rekayasa
Line of Business : Engineering

Dalam Jutaan Rupiah / *In Million Rupiah*

NO *NO*	NAMA PERUSAHAAN *NAME OF COMPANY*	REASURANSI DAN KOMISI / *REINSURANCE AND COMMISSION*											CADANGAN PREMI *PREMIUM RESERVE*		
				INWARD				OUTWARD							
		POS LANGSUNG *DIRECT BUSINESS*	KOMISI *COMMISSION*	DALAM NEGERI *DOMESTIC*	ASEAN *ASEAN*	LAINNYA *OTHER*	KOMISI *COMMISSION*	DALAM NEGERI *DOMESTIC*	ASEAN *ASEAN*	LAINNYA *OTHER*	KOMISI *COMMISSION*	PREMI NETO *NET PREMIUM*	TAHUN LALU *PREVIOUS YEAR*	TAHUN BERJALAN *CURRENT YEAR*	PENDAPATAN PREMI *INCOME PREMIUM*
(1)	(2)	(3)	(4)	(5)	(6)	(7)	(8)	(9)	(10)	(11)	(12)	(13)	(14)	(15)	(16)
	PERUSAHAAN ASURANSI UMUM NASIONAL														
	NATIONAL NON LIFE INSURANCE COMPANIES														
1	PT Asuransi Adira Dinamika	57.290,34	13.292,40	366,85	-	-	-	12.294,13	14.432,24	-	5.272,76	22.911,19	12.436,20	11.157,78	24.189,61
2	PT Asuransi Artarindo	623,86	83,62	-	-	-	-	536,10	-	-	147,91	152,05	35,23	2,07	185,22
3	PT Arthagraha General Insurance	37.704,17	3.034,11	71,50	-	-	13,43	29.740,05	199,50	-	5.904,67	10.693,25	2.608,21	6.143,98	7.157,48
4	PT Asuransi Asoka Mas	65.795,86	9.202,47	-	-	-	-	46.543,62	2.435,73	10.365,97	10.972,92	8.220,98	3.191,82	3.415,43	7.997,36
5	PT Asuransi Astra Buana	62.481,99	4.745,65	6.013,47	-	-	-	36.610,61	26.592,01	932,95	4.003,85	3.618,10	5.018,41	4.452,39	4.184,12
6	PT Avrist General Insurance	1.326,08	205,92	-	-	-	-	1.098,02	3,34	0,03	349,41	368,18	232,53	125,37	475,34
7	PT Asuransi Bangun Askrida	14.137,08	3.135,98	744,95	-	-	227,88	12.534,98	-	-	3.063,06	2.046,25	960,83	840,61	2.166,47
8	PT Berdikari Insurance	5.556,98	1.205,02	19,30	-	-	-	3.369,18	-	-	588,69	1.590,77	2.914,44	1.023,81	3.481,40
9	PT Asuransi Bhakti Bhayangkara	9.178,04	2.008,66	809,04	-	-	253,07	1.659,66	-	-	73,99	6.139,69	149,06	236,07	6.052,68
10	PT Asuransi Binagriya Upakara	10.486,79	1.467,47	385,61	-	-	151,67	9.265,66	-	-	1.932,64	1.920,24	872,41	1.210,31	1.582,33
11	PT Asuransi Bintang Tbk.	13.296,09	1.718,01	142,55	-	-	38,02	7.890,34	3.194,95	-	2.744,85	3.342,17	1.998,46	2.386,60	2.954,03
12	PT Bosowa Asuransi	12.695,99	2.805,69	77,27	-	-	-	4.871,09	-	-	787,87	5.884,35	1.913,09	1.875,05	5.922,39
13	PT Asuransi Bringin Sejahtera Artamakmur	62.000,28	3.955,42	48,44	-	-	-	58.075,17	-	-	6.771,87	6.790,00	14.622,66	3.316,96	18.095,70
14	PT Asuransi Buana Independent	2.174,22	382,00	7,97	0,27	-	0,58	1.164,04	-	-	285,34	921,18	459,95	407,37	973,76
15	PT Asuransi Umum Bumiputera Muda 1967	2.964,66	422,77	1.048,84	-	-	346,20	1.461,04	-	-	194,37	1.977,86	764,84	904,68	1.838,03
16	PT Asuransi Central Asia	65.256,64	3.412,20	310,72	224,59	(54,18)	164,01	38.362,13	8.348,74	16.115,23	16.967,77	16.303,23	514,88	3.749,94	13.068,17
17	PT Asuransi Umum BCA	2.521,10	165,59	-	-	-	-	1.174,32	218,06	-	444,25	1.407,39	402,43	582,04	1.227,78
18	PT Citra International Underwriters	-	-	-	-	-	-	-	-	-	-	-	0,28	-	0,28
19	PT Asuransi Dayin Mitra Tbk.	14.692,82	1.313,53	112,24	-	-	19,73	2.212,69	5.933,32	469,46	1.321,32	6.177,65	2.799,32	3.447,90	5.529,07
20	PT Asuransi Eka Lloyd Jaya	-	-	-	-	-	-	-	-	-	-	-	-	-	-
21	PT Asuransi Himalaya Pelindung	2.057,68	339,94	-	-	-	-	30,16	146,91	-	36,31	1.576,98	15,32	655,97	936,33
22	PT Asuransi Intra Asia	27.216,30	4.352,52	-	-	-	-	12.252,41	-	-	2.406,19	13.017,55	1.364,10	4.924,90	9.456,75
23	PT MNC Asuransi Indonesia	31.442,50	2.913,00	2.490,11	-	-	-	18.568,64	2.628,11	-	5.832,33	15.655,19	7.765,68	5.378,83	18.042,04
24	PT Asuransi Jasa Indonesia (Persero)	268.099,58	38.651,87	82.699,20	-	153,16	2.474,97	235.641,79	-	15.655,73	20.565,88	79.093,45	24.918,00	23.728,04	80.283,42
25	PT Asuransi Jasa Raharja Putera	27.738,91	5.417,02	1.038,05	-	13,16	284,22	22.294,39	-	-	6.607,75	7.402,23	7.297,65	3.617,43	11.082,45
26	PT Asuransi Jasa Tania Tbk.	40.916,53	8.825,52	754,97	-	-	158,81	17.259,19	-	-	2.985,75	18.413,73	7.760,35	7.184,87	18.989,20
27	PT Asuransi Kredit Indonesia (Persero)	-	-	-	-	-	-	-	-	-	-	-	-	-	-
28	PT Malacca Trust Wuwungan Insurance	3.666,10	575,23	1,61	-	-	0,15	3.116,79	-	-	843,44	818,98	1.063,68	917,05	965,61
29	PT Asuransi Umum Mega	17.794,14	1.629,91	370,61	-	-	100,82	6.994,45	7.227,62	-	3.543,97	5.755,92	8.276,72	5.296,98	8.735,65
30	PT Asuransi Mega Pratama	3.954,62	619,77	126,70	-	-	38,67	3.216,38	-	-	707,65	914,15	492,67	849,56	557,26
31	PT Asuransi Kresna Mitra Tbk.	11.774,09	1.591,86	19,63	-	-	5,61	9.978,73	1.531,65	-	2.854,07	1.539,94	1.414,68	1.606,34	1.348,29
32	PT Pan Pacific Insurance	1.080,95	182,30	-	-	-	-	894,85	-	-	245,37	249,16	24,73	0,50	273,39
33	PT Asuransi Purna Artanugraha	26.988,24	4.916,73	501,04	-	-	1.229,18	6.045,58	1.511,39	-	1.266,09	15.052,49	8.492,75	7.829,96	15.715,28
34	PT Asuransi Raksa Pratikara	-	-	-	-	-	-	-	-	-	-	-	-	-	-
35	PT Asuransi Rama Satria Wibawa	239,77	103,63	-	-	-	-	(167,15)	104,95	43,94	(0,51)	153,89	642,70	113,77	682,82
36	PT Asuransi Recapital		-				-				-	-			-
37	PT Asuransi Reliance Indonesia	380,70	7,11	-	-	-	-	414,52	-	-	127,66	86,72	0,00	7,50	79,22
38	PT Sarana Lindung Upaya	55,35	9,92	4,45	-	-	0,88	36,35	-	-	11,59	24,24	(0,07)	(1,22)	25,38
39	PT Asuransi Sinar Mas	165.380,73	7.562,28	6.457,90	37,56	342,64	1.148,90	141.401,24	13.980,12	4.518,43	6.561,12	10.168,98	4.106,01	4.928,62	9.346,37
40	PT Asuransi Sumit Oto	-	-	-	-	-	-	-	-	-	-	-	-	-	-
41	PT Asuransi Staco Mandiri	692,80	119,67	368,54	-	-	103,12	142,21	-	-	109,39	805,73	172,87	198,58	780,02

NO *NO*	NAMA PERUSAHAAN *NAME OF COMPANY*	REASURANSI DAN KOMISI / *REINSURANCE AND COMMISSION*											CADANGAN PREMI *PREMIUM RESERVE*		
		INWARD					OUTWARD								
		POS LANGSUNG *DIRECT BUSINESS*	KOMISI *COMMISSION*	DALAM NEGERI *DOMESTIC*	ASEAN *ASEAN*	LAINNYA *OTHER*	KOMISI *COMMISSION*	DALAM NEGERI *DOMESTIC*	ASEAN *ASEAN*	LAINNYA *OTHER*	KOMISI *COMMISSION*	PREMI NETO *NET PREMIUM*	TAHUN LALU *PREVIOUS YEAR*	TAHUN BERJALAN *CURRENT YEAR*	PENDAPATAN PREMI *INCOME*
(1)	(2)	(3)	(4)	(5)	(6)	(7)	(8)	(9)	(10)	(11)	(12)	(13)	(14)	(15)	(16)
42	PT Asuransi Tri Pakarta	58.820,64	3.961,00	266,95	-	-	80,94	52.793,33	78,34	-	4.388,84	6.562,82	958,71	1.109,76	6.411,77
43	PT Asuransi Tugu Kresna Pratama	129.099,19	10.177,61	2.991,79	-	-	128,27	107.249,39	3.505,63	-	18.856,51	29.886,59	3.499,91	3.200,37	30.186,12
44	PT Tugu Pratama Indonesia	95.835,97	6.851,19	4.099,52	190,92	2.143,92	2.097,63	43.585,83	33.274,61	5.575,91	13.728,35	24.613,51	23.260,93	19.749,22	28.125,22
45	PT Victoria Insurance Tbk.	402,23	52,97	-	-	-	-	324,22	-	-	72,09	97,13	151,19	37,77	210,55
46	PT Asuransi Videi	6.230,80	1.296,00	411,46	-	-	85,22	3.262,45	-	-	911,56	2.910,15	227,05	732,92	2.404,28
47	PT Asuransi Wahana Tata	153.004,41	11.994,18	1.077,63	-	-	204,03	76.463,15	55.271,18	2.984,98	19.094,70	26.259,23	13,36	3,45	26.269,13
48	PT Asuransi Mitra Pelindung Mustika	49.620,59	3.267,00	32,03	-	-	8,65	34.584,42	6.573,95	-	4.002,97	9.221,57	2.290,53	3.513,23	7.998,88
49	PT Asuransi Cakrawala Proteksi Indonesia	31.131,74	3.015,47	79,61	-	-	16,84	16.282,98	13.739,47	-	4.368,86	2.525,46	463,19	18.672,07	(15.683,42)
50	PT Asuransi Simas Net	-	-	-	-	-	-	-	-	-	-	-	-	-	-
51	PT Asuransi ASEI Indonesia	21.411,08	3.098,20	3.312,86	-	-	-	13.739,24	-	-	1.392,73	9.279,23	6.987,00	1.452,53	14.813,70
52	PT Bess Central Insurance	5.738,77	1.147,17	-	-	-	-	4.290,66	-	-	1.020,55	1.321,49	642,46	1.086,06	877,89
	JUMLAH / *SUB TOTAL*	**1.620.957,40**	**175.235,58**	**117.263,38**	**453,34**	**2.598,68**	**9.381,50**	**1.099.559,03**	**200.931,81**	**56.662,63**	**184.368,75**	**383.871,01**	**164.197,24**	**162.073,41**	**385.994,83**
	PERUSAHAAN ASURANSI UMUM PATUNGAN *JOINT VENTURE NON LIFE INSURANCE COMPANIES*														
1	PT CHUBB General Insurance Indonesia	4.428,78	974,83	667,81	19.390,30	710,76	4.597,67	3.902,14	101,18	10.144,68	2.270,34	7.747,47	28.553,00	8.907,59	27.392,88
2	PT Asuransi Allianz Utama Indonesia	10.254,61	971,30	1.554,23	619,21	-	487,51	3.495,25	5.024,59	1.534,58	1.355,54	2.270,36	20.200,25	19.135,79	3.334,82
3	PT Asuransi AXA Indonesia	17.250,81	2.217,06	1.050,05	-	-	204,88	3.993,25	-	7.826,49	2.023,69	6.082,87	5.382,26	3.766,73	7.698,40
4	PT AIG Insurance Indonesia	4.363,93	47,56	7.047,86	-	-	664,11	1.872,80	-	5.618,42	2.767,72	5.976,62	2.077,05	3.431,51	4.622,17
5	PT China Taiping Insurance Indonesia	99.198,02	728,66	87,50	-	-	9,02	14.895,52	277,40	82.672,88	9.208,53	9.910,58	955,11	1.299,24	9.566,44
6	PT Meritz Korindo Insurance	7.085,40	219,00	1.963,36	0,24	-	-	1.943,32	239,84	6.608,65	1.007,95	1.046,14	497,45	544,31	999,28
7	PT KSK Insurance Indonesia	1.515,66	432,18	-	-	-	-	792,33	136,81	(90,05)	242,32	486,71	453,11	275,60	664,23
8	PT Kookmin Best Insurance Indonesia	4.894,46	246,14	290,14	-	-	69,30	4.087,26	-	-	1.005,10	1.786,99	2.011,87	571,77	3.227,09
9	PT Mandiri AXA General Insurance	18.439,49	1.468,69	2.468,53	-	-	585,17	7.463,21	2.927,64	2.433,43	2.610,71	8.640,60	7.994,19	7.186,48	9.448,31
10	PT Asuransi MSIG Indonesia	118.364,44	2.360,35	4.900,68	-	19,35	1.141,63	24.729,13	16.479,02	79.341,92	11.258,13	10.490,56	10.250,72	10.928,06	9.813,23
11	PT Sompo Insurance Indonesia	94.855,23	2.761,78	990,19	-	-	176,53	10.427,84	64.154,97	13.535,97	9.762,08	14.550,41	5.112,01	9.357,94	10.304,48
12	PT QBE General Insurance Indonesia	60.645,09	10.424,40	-	-	-	-	4.687,11	6.312,62	11.784,21	1.334,21	28.770,96	26.905,02	27.763,26	27.912,72
13	PT Asuransi Samsung Tugu	31.468,31	2.493,80	9.608,12	348,61	531,93	2.456,48	10.581,22	10.432,57	11.112,26	7.758,28	12.638,92	12.633,97	12.803,55	12.469,34
14	PT Asuransi Tokio Marine Indonesia	77.397,02	7.077,41	2.535,45	-	-	665,02	8.196,92	24.568,99	34.067,57	11.220,84	16.577,41	10.948,40	9.802,03	17.723,78
15	PT Zurich Insurance Indonesia	13.879,69	2.240,80	5.931,53	-	-	-	4.780,04	-	13.555,97	3.565,53	2.799,95	7.081,31	5.514,86	4.366,39
16	PT Asuransi Bina Dana Arta Tbk.	1.169,95	57,88	-	-	-	-	1.133,19	98,67	-	367,89	248,10	154,88	130,55	272,43
17	PT Asuransi FPG Indonesia	60.518,22	5.176,04	45,67	-	-	-	26.097,21	1.211,46	17.625,56	8.640,68	19.094,30	3.567,22	6.155,21	16.506,30
18	PT Lippo General Insurance Tbk.	39.010,74	5.558,05	536,25	-	-	-	23.623,07	7.954,79	-	6.544,05	8.955,13	6.562,73	7.087,48	8.430,38
19	PT Asuransi Parolamas	918,43	215,14	-	-	-	-	770,63	-	-	247,69	180,35	36,69	50,45	166,60
20	PT Asuransi Ramayana Tbk.	18.729,48	2.943,75	-	-	-	-	13.966,07	-	-	3.521,42	5.341,08	4.079,03	2.209,52	7.210,60
21	PT Asuransi Harta Aman Pratama Tbk.	2.533,01	1.289,40	106,41	-	-	30,32	1.688,67	-	-	716,11	347,14	17,56	89,01	275,69
22	PT Asuransi Multi Artha Guna Tbk.	41.453,45	7.457,69	6.835,03	-	(1.351,31)	604,75	15.739,41	13.809,45	11.642,99	11.293,63	8.976,51	1.953,79	2.016,31	8.913,99
	JUMLAH / *SUB TOTAL*	**728.374,24**	**57.361,91**	**46.618,83**	**20.358,36**	**(89,28)**	**11.692,40**	**188.865,58**	**153.730,00**	**309.415,51**	**98.722,44**	**172.919,17**	**157.427,62**	**139.027,24**	**191.319,55**
	PERUSAHAAN REASURANSI *REINSURANCE COMPANIES*														
1	PT Reasuransi Indonesia Utama	-	-	210.460,52	1.508,31	200,40	70.699,98	-	13.668,62	21.153,11	9.552,91	116.200,42	81.354,41	77.129,13	120.425,69
2	PT Maskapai Reasuransi Indonesia	-	-	57.774,65	-	-	16.493,25	-	18.608,80	-	3.098,18	25.770,78	18.724,02	24.515,47	19.979,33
3	PT Reasuransi Nasional Indonesia	-	-	129.144,00	11.912,00	-	45.071,00	1.109,00	27.638,00	-	1.051,82	68.289,82	42.537,00	34.078,00	76.748,82
4	PT Tugu Reasuransi Indonesia	-	-	223.270,56	6.798,50	18.691,97	48.980,61	83.556,77	21.237,55	7.647,55	3.381,87	90.720,43	(8.345,22)	31.283,32	51.091,88
5	PT Reasuransi Maipark Indonesia	-	-	-	-	-	-	-	-	-	-	-	-	-	-
6	PT Reasuransi Nusantara Makmur	-	-	11,06	-	-	1,81	-	-	-	-	9,25	-	8,90	0,36
	JUMLAH / *SUB TOTAL*	**-**	**-**	**620.660,80**	**20.218,81**	**18.892,37**	**181.246,65**	**84.665,77**	**81.152,98**	**28.800,66**	**17.084,78**	**300.990,70**	**134.270,21**	**167.014,81**	**268.246,09**
	JUMLAH SELURUHNYA / *GRAND TOTAL*	**2.349.331,64**	**232.597,49**	**784.543,01**	**41.030,50**	**21.401,78**	**202.320,55**	**1.373.090,38**	**435.814,79**	**394.878,81**	**300.175,96**	**857.780,88**	**455.895,06**	**468.115,47**	**845.560,47**

Keterangan / *Notes* :
*) Tidak Menyampaikan Laporan / *Have Not Submitted Annual Report*

USAHA ASURANSI UMUM & REASURANSI

NON LIFE INSURANCE & REINSURANCE BUSINESS

TABEL: 2.11.10/TABLE: 2.11.10

PREMI USAHA ASURANSI UMUM DAN REASURANSI TAHUN 2017

PREMIUMS OF NON LIFE INSURANCE AND REINSURANCE BUSINESS IN 2017

Lini Usaha : Tanggung Gugat

Line of Business : Liability

Dalam Jutaan Rupiah / *In Million Rupiah*

NO *NO*	NAMA PERUSAHAAN *NAME OF COMPANY*	REASURANSI DAN KOMISI / *REINSURANCE AND COMMISSION*											CADANGAN PREMI *PREMIUM RESERVE*		
		POS LANGSUNG *DIRECT BUSINESS*	INWARD: KOMISI *COMMISSION*	INWARD: DALAM NEGERI *DOMESTIC*	INWARD: ASEAN *ASEAN*	INWARD: LAINNYA *OTHER*	OUTWARD: KOMISI *COMMISSION*	OUTWARD: DALAM NEGERI *DOMESTIC*	OUTWARD: ASEAN *ASEAN*	OUTWARD: LAINNYA *OTHER*	KOMISI *COMMISSION*	PREMI NETO *NET PREMIUM*	TAHUN LALU *PREVIOUS YEAR*	TAHUN BERJALAN *CURRENT YEAR*	PENDAPATAN PREMI *INCOME PREMIUM*
(1)	(2)	(3)	(4)	(5)	(6)	(7)	(8)	(9)	(10)	(11)	(12)	(13)	(14)	(15)	(16)
	PERUSAHAAN ASURANSI UMUM NASIONAL														
	NATIONAL NON LIFE INSURANCE COMPANIES														
1	PT Asuransi Adira Dinamika	2.732,62	170,98	-	-	-	-	204,69	240,29	-	82,79	2.199,45	860,75	526,19	2.534,01
2	PT Asuransi Artarindo	625,87	68,50	-	-	-	-	389,71	-	-	118,68	286,34	57,04	81,85	261,53
3	PT Arthagraha General Insurance	2.165,91	158,11	52,15	-	-	0,88	1.539,17	-	-	450,04	969,94	485,46	665,41	789,99
4	PT Asuransi Asoka Mas	215.774,30	1.908,85	-	-	-	-	205.574,44	2.781,64	2.544,18	1.593,71	4.558,89	-	1.149,10	3.409,79
5	PT Asuransi Astra Buana	20.747,30	1.859,21	1.259,18	-	-	-	8.836,99	6.812,99	-	3.401,71	7.899,01	1.306,27	3.331,93	5.873,34
6	PT Avrist General Insurance	510,69	91,08	-	-	-	-	363,48	-	-	106,37	162,51	64,48	87,56	139,43
7	PT Asuransi Bangun Askrida	1.903,38	374,26	90,01	-	-	29,03	1.062,74	-	-	333,20	860,55	67,48	272,19	655,84
8	PT Berdikari Insurance	-	-	-	-	-	-	-	-	-	-	-	-	-	-
9	PT Asuransi Bhakti Bhayangkara	1.265,54	233,28	684,08	-	-	123,85	585,77	-	-	150,89	1.157,60	307,94	114,21	1.351,33
10	PT Asuransi Binagriya Upakara	-	-	-	-	-	-	-	-	-	-	-	-	-	-
11	PT Asuransi Bintang Tbk.	1.302,76	153,58	0,65	-	-	0,18	238,33	3,86	-	37,87	945,32	177,34	403,11	719,55
12	PT Bosowa Asuransi	1.604,01	296,21	-	-	-	-	291,02	-	-	51,07	1.067,85	621,74	838,01	851,58
13	PT Asuransi Bringin Sejahtera Artamakmur	(1.022,53)	(51,48)	-	-	-	-	(1.350,52)	-	-	(243,20)	136,27	439,33	124,91	450,69
14	PT Asuransi Buana Independent	559,26	97,89	-	132,19	-	36,27	80,47	-	-	7,63	484,45	(57,02)	244,39	183,04
15	PT Asuransi Umum Bumiputera Muda 1967	33.871,61	9.594,01	46,83	-	-	425,77	649,94	-	-	30,23	23.278,96	12.605,52	12.945,98	22.938,49
16	PT Asuransi Central Asia	-	-	-	-	-	-	-	-	-	-	-	-	-	-
17	PT Asuransi Umum BCA	93,70	4,19	-	-	-	-	23,77	-	-	8,32	74,07	7,30	32,12	49,25
18	PT Citra International Underwriters	15,00	3,38	-	-	-	-	9,75	-	-	2,69	4,56	2,84	2,96	4,44
19	PT Asuransi Dayin Mitra Tbk.	208.988,47	409,91	-	-	-	-	7.878,92	193.532,65	3.100,62	5.180,99	9.247,36	2.047,49	3.271,37	8.023,48
20	PT Asuransi Eka Lloyd Jaya	-	-	-	-	-	-	-	-	-	-	-	-	-	-
21	PT Asuransi Himalaya Pelindung	1.060,07	149,28	-	-	-	-	414,53	240,17	-	95,87	351,96	178,46	75,57	454,85
22	PT Asuransi Intra Asia	20.315,32	6.302,17	-	-	-	-	771,05	-	-	25,08	13.267,18	5.135,56	3.304,72	15.098,02
23	PT MNC Asuransi Indonesia	146.607,68	263,52	7,31	-	-	-	1.369,09	144.104,28	-	3.153,15	4.031,25	720,64	1.385,81	3.366,08
24	PT Asuransi Jasa Indonesia (Persero)	-	-	-	-	-	-	-	-	-	-	-	-	-	-
25	PT Asuransi Jasa Raharja Putera	321.570,32	80.622,26	52.444,45	-	-	19.003,48	47.193,97	-	-	19.967,92	247.162,99	55.073,48	78.054,50	224.181,96
26	PT Asuransi Jasa Tania Tbk.	2.496,74	551,02	43,32	-	-	4,68	780,14	-	-	193,90	1.398,12	243,90	354,63	1.287,38
27	PT Asuransi Kredit Indonesia (Persero)	-	-	-	-	-	-	-	-	-	-	-	-	-	-
28	PT Malacca Trust Wuwungan Insurance	291,68	14,09	-	-	-	-	244,13	-	-	61,67	95,12	103,52	60,85	137,80
29	PT Asuransi Umum Mega	5.381,74	181,83	0,58	-	-	0,16	3.503,28	230,71	-	532,51	1.998,84	410,08	325,82	2.083,10
30	PT Asuransi Mega Pratama	3.133,52	505,28	3.536,60	-	-	1.413,49	1.622,31	-	-	282,48	3.411,52	473,18	664,43	3.220,27
31	PT Asuransi Kresna Mitra Tbk.	4.965,15	81,25	-	-	-	-	4.369,20	346,51	-	1.433,13	1.601,33	347,84	391,93	1.557,25
32	PT Pan Pacific Insurance	-	-	-	-	-	-	-	-	-	-	-	-	-	-
33	PT Asuransi Purna Artanugraha	4.957,36	1.603,14	3.011,85	-	-	400,79	870,08	217,52	-	171,99	5.049,67	424,19	616,98	4.856,88
34	PT Asuransi Raksa Pratikara	-	-	-	-	-	-	-	-	-	-	-	-	-	-
35	PT Asuransi Rama Satria Wibawa	148,82	48,08	-	-	-	-	68,82	-	-	33,79	65,71	5,61	-	71,32
36	PT Asuransi Recapital		-				-				-	-			-
37	PT Asuransi Reliance Indonesia	108,34	12,94	-	-	-	-	-	-	-	-	95,40	-	-	95,40
38	PT Sarana Lindung Upaya	-	-	-	-	-	-	-	-	-	-	-	-	-	-
39	PT Asuransi Sinar Mas	241.128,94	4.689,20	198,92	-	35,06	24,61	225.960,27	264,72	1.328,35	1.232,35	10.328,12	2.348,93	3.121,22	9.555,83
40	PT Asuransi Sumit Oto	-	-	-	-	-	-	-	-	-	-	-	-	-	-
41	PT Asuransi Staco Mandiri	-	-	-	-	-	-	-	-	-	-	-	-	-	-

NO *NO*	NAMA PERUSAHAAN *NAME OF COMPANY*	REASURANSI DAN KOMISI / *REINSURANCE AND COMMISSION*											CADANGAN PREMI *PREMIUM RESERVE*		
		INWARD					OUTWARD								
		POS LANGSUNG *DIRECT BUSINESS*	KOMISI *COMMISSION*	DALAM NEGERI *DOMESTIC*	ASEAN *ASEAN*	LAINNYA *OTHER*	KOMISI *COMMISSION*	DALAM NEGERI *DOMESTIC*	ASEAN *ASEAN*	LAINNYA *OTHER*	KOMISI *COMMISSION*	PREMI NETO *NET PREMIUM*	TAHUN LALU *PREVIOUS YEAR*	TAHUN BERJALAN *CURRENT YEAR*	PENDAPATAN PREMI *INCOME PREMIUM*
(1)	(2)	(3)	(4)	(5)	(6)	(7)	(8)	(9)	(10)	(11)	(12)	(13)	(14)	(15)	(16)
42	PT Asuransi Tri Pakarta	-	-	-	-	-	-	-	-	-	-	-	-	-	-
43	PT Asuransi Tugu Kresna Pratama	5.737,73	718,95	112,60	-	-	41,52	2.904,92	1,48	-	576,63	2.760,09	1.385,09	1.443,80	2.701,38
44	PT Tugu Pratama Indonesia	71.220,20	3.620,02	1.296,11	77,86	38.126,49	8.607,00	19.573,64	21.468,26	13.865,54	11.156,05	54.742,25	17.801,05	16.192,28	56.351,02
45	PT Victoria Insurance Tbk.	968,56	48,96	-	-	-	-	726,24	-	-	21,52	214,88	52,03	118,06	148,85
46	PT Asuransi Videi	-	-	-	-	-	-	-	-	-	-	-	-	-	-
47	PT Asuransi Wahana Tata	33.541,03	2.348,79	761,29	-	-	3,03	14.512,96	7.810,07	10.037,35	4.268,66	3.858,79	198,46	270,05	3.787,20
48	PT Asuransi Mitra Pelindung Mustika	5.498,65	439,72	-	-	-	-	3.727,35	1.755,46	-	1.492,31	1.068,45	919,77	321,10	1.667,12
49	PT Asuransi Cakrawala Proteksi Indonesia	4.658,78	645,93	-	-	-	-	46,68	4.387,34	-	775,35	354,18	9,72	2.249,67	(1.885,77)
50	PT Asuransi Simas Net	-	-	-	-	-	-	-	-	-	-	-	-	-	-
51	PT Asuransi ASEI Indonesia	617,28	97,24	158,70	-	-	-	431,22	-	-	43,71	291,24	67,70	233,39	125,55
52	PT Bess Central Insurance	1.143,02	210,29	-	-	-	-	1.029,69	-	-	300,38	203,42	24,58	150,96	77,04
	JUMLAH / *SUB TOTAL*	**1.366.688,81**	**118.525,90**	**63.704,64**	**210,05**	**38.161,55**	**30.114,72**	**556.498,22**	**384.197,95**	**30.876,04**	**57.131,42**	**405.683,65**	**104.917,74**	**133.427,07**	**377.174,31**
	PERUSAHAAN ASURANSI UMUM PATUNGAN														
	JOINT VENTURE NON LIFE INSURANCE COMPANIES														
1	PT CHUBB General Insurance Indonesia	73.581,70	9.420,31	11.129,13	481,42	-	2.541,25	23.983,28	760,41	26.581,40	3.163,62	25.069,22	17.263,00	25.056,14	17.276,08
2	PT Asuransi Allianz Utama Indonesia	-	-	-	-	-	-	-	-	-	-	-	-	-	-
3	PT Asuransi AXA Indonesia	8.132,12	715,51	539,02	-	-	66,96	14,15	478,67	4.180,68	626,75	3.841,92	590,33	1.225,43	3.206,83
4	PT AIG Insurance Indonesia	137.269,97	11.721,09	23.321,26	175,69	1.741,55	4.367,25	28.747,95	-	86.287,84	36.725,21	68.109,56	26.903,00	28.964,17	66.048,38
5	PT China Taiping Insurance Indonesia	-	-	-	-	-	-	-	-	-	-	-	-	-	-
6	PT Meritz Korindo Insurance	2.801,34	22,65	-	-	-	-	631,26	-	1.700,37	711,13	1.158,21	550,93	764,43	944,70
7	PT KSK Insurance Indonesia	448,50	79,09	-	-	-	-	238,38	10,63	93,71	86,32	113,00	67,84	61,50	119,35
8	PT Kookmin Best Insurance Indonesia	-	-	-	-	-	-	-	-	-	-	-	-	-	-
9	PT Mandiri AXA General Insurance	308,97	1,87	917,11	-	-	91,25	6,40	-	-	0,94	1.127,50	86,40	185,01	1.028,90
10	PT Asuransi MSIG Indonesia	26.303,45	1.179,17	18,63	-	-	2,52	5.060,55	1.882,77	6.053,54	1.526,26	13.669,78	6.722,68	8.467,58	11.924,88
11	PT Sompo Insurance Indonesia	16.755,13	1.274,02	178,44	-	-	30,32	3.872,12	845,25	6.998,68	3.349,21	7.262,40	2.687,70	2.934,53	7.015,57
12	PT QBE General Insurance Indonesia	43.596,97	7.734,13	-	-	-	-	5.086,19	504,97	380,51	302,43	30.193,60	19.238,71	18.589,59	30.842,72
13	PT Asuransi Samsung Tugu	3.155,13	38,07	136,62	-	2,02	30,83	914,72	1.269,14	902,47	652,94	791,48	1.707,86	1.161,11	1.338,23
14	PT Asuransi Tokio Marine Indonesia	21.566,65	1.675,55	132,17	-	-	33,31	4.210,68	8.320,18	210,17	3.226,01	10.474,95	4.260,18	4.830,95	9.904,18
15	PT Zurich Insurance Indonesia	26.914,12	662,91	-	-	-	-	4.817,91	-	13.559,73	2.806,12	10.679,70	2.231,82	4.977,84	7.933,67
16	PT Asuransi Bina Dana Arta Tbk.	395,58	16,17	-	-	-	-	322,45	-	-	105,83	162,79	-	83,74	79,05
17	PT Asuransi FPG Indonesia	-	-	-	-	-	-	-	-	-	-	-	-	-	-
18	PT Lippo General Insurance Tbk.	8.334,31	1.429,91	-	-	-	-	3.774,22	1.975,12	-	854,49	2.009,54	1.307,42	1.299,60	2.017,35
19	PT Asuransi Parolamas	177,72	47,18	-	-	-	-	97,23	-	-	33,61	66,93	37,83	20,88	83,87
20	PT Asuransi Ramayana Tbk.	10.189,54	1.693,93	-	-	-	-	6.992,88	-	-	1.711,93	3.214,65	1.838,76	1.056,51	3.996,90
21	PT Asuransi Harta Aman Pratama Tbk.	-	-	-	-	-	-	-	-	-	-	-	-	-	-
22	PT Asuransi Multi Artha Guna Tbk.	15.399,00	1.466,82	18,72	-	-	4,32	3.977,26	9.034,30	1.082,43	1.992,89	1.845,48	622,41	664,96	1.802,93
	JUMLAH / *SUB TOTAL*	**395.330,21**	**39.178,39**	**36.391,10**	**657,11**	**1.743,57**	**7.168,00**	**92.747,64**	**25.081,44**	**148.031,51**	**57.875,70**	**179.790,71**	**86.116,86**	**100.343,98**	**165.563,59**
	PERUSAHAAN REASURANSI														
	REINSURANCE COMPANIES														
1	PT Reasuransi Indonesia Utama	-	-	-	-	-	-	-	-	-	-	-	-	-	-
2	PT Maskapai Reasuransi Indonesia	-	-	27.822,30	-	-	4.039,48	-	21.113,34	-	2.653,18	5.322,67	5.398,71	757,87	9.963,50
3	PT Reasuransi Nasional Indonesia	-	-	260.742,00	-	-	64.641,00	-	193.140,00	-	47.103,00	50.064,00	11.219,00	1.716,00	59.567,00
4	PT Tugu Reasuransi Indonesia	-	-	-	-	-	-	-	-	-	-	-	-	-	-
5	PT Reasuransi Maipark Indonesia	-	-	-	-	-	-	-	-	-	-	-	-	-	-
6	PT Reasuransi Nusantara Makmur	-	-	30.498,17	-	-	0,02	-	30.188,60	-	-	309,55	-	43,18	266,37
	JUMLAH / *SUB TOTAL*	**-**	**-**	**319.062,48**	**-**	**-**	**68.680,50**	**-**	**244.441,94**	**-**	**49.756,18**	**55.696,22**	**16.617,71**	**2.517,05**	**69.796,88**
	JUMLAH SELURUHNYA / *GRAND TOTAL*	**1.762.019,02**	**157.704,29**	**419.158,21**	**867,16**	**39.905,12**	**105.963,23**	**649.245,86**	**653.721,32**	**178.907,55**	**164.763,30**	**641.170,57**	**207.652,30**	**236.288,10**	**612.534,77**

Keterangan / *Notes* :

*) Tidak Menyampaikan Laporan / *Have Not Submitted Annual Report*

USAHA ASURANSI UMUM & REASURANSI

NON LIFE INSURANCE & REINSURANCE BUSINESS

TABEL: 2.11.11/TABLE: 2.11.11

PREMI USAHA ASURANSI UMUM DAN REASURANSI TAHUN 2017

PREMIUMS OF NON LIFE INSURANCE AND REINSURANCE BUSINESS IN 2017

Lini Usaha : Kecelakaan Diri & Kesehatan dan Asuransi Jiwa

Line of Business : Personal Accident & Health and Life Insurance

Dalam Jutaan Rupiah / *In Million Rupiah*

NO *NO*	NAMA PERUSAHAAN *NAME OF COMPANY*	REASURANSI DAN KOMISI / *REINSURANCE AND COMMISSION*											CADANGAN PREMI *PREMIUM RESERVE*		
		INWARD					OUTWARD								
		POS LANGSUNG *DIRECT BUSINESS*	KOMISI *COMMISSION*	DALAM NEGERI *DOMESTIC*	ASEAN *ASEAN*	LAINNYA *OTHER*	KOMISI *COMMISSION*	DALAM NEGERI *DOMESTIC*	ASEAN *ASEAN*	LAINNYA *OTHER*	KOMISI *COMMISSION*	PREMI NETO *NET PREMIUM*	TAHUN LALU *PREVIOUS YEAR*	TAHUN BERJALAN *CURRENT YEAR*	PENDAPATAN PREMI *INCOME PREMIUM*
(1)	(2)	(3)	(4)	(5)	(6)	(7)	(8)	(9)	(10)	(11)	(12)	(13)	(14)	(15)	(16)
	PERUSAHAAN ASURANSI UMUM NASIONAL														
	NATIONAL NON LIFE INSURANCE COMPANIES														
1	PT Asuransi Adira Dinamika	383.286,24	75.646,39	-	-	-	-	15.858,96	-	-	2.293,60	294.074,49	168.219,33	132.719,21	329.574,61
2	PT Asuransi Artarindo	85,67	1,53	-	-	-	-	54,09	-	-	17,07	47,12	6,52	4,27	49,38
3	PT Arthagraha General Insurance	18.773,76	22,63	-	-	-	-	(27,14)	-	-	0,01	18.778,28	144,35	1.481,34	17.441,29
4	PT Asuransi Asoka Mas	-	-	-	-	-	-	-	-	-	-	-	-	-	-
5	PT Asuransi Astra Buana	649.508,81	10.097,38	-	-	-	-	2.742,42	74,94	-	99,65	636.693,73	145.587,33	131.329,25	650.951,82
6	PT Avrist General Insurance	993,18	139,79	-	-	-	-	581,52	126,24	-	210,55	356,17	101,99	165,77	292,39
7	PT Asuransi Bangun Askrida	58.310,13	10.208,06	21,07	-	-	7,42	23.363,62	-	-	1.114,49	25.866,59	(1.964,63)	2.847,75	21.054,21
8	PT Berdikari Insurance	5.151,48	1.293,01	-	-	-	-	34,14	-	-	-	3.824,33	89,58	44,84	3.869,08
9	PT Asuransi Bhakti Bhayangkara	37.488,12	15.247,14	7,46	-	-	0,18	762,91	-	-	251,60	21.736,96	13.370,23	13.314,42	21.792,77
10	PT Asuransi Binagriya Upakara	-	-	-	-	-	-	-	-	-	-	-	-	-	-
11	PT Asuransi Bintang Tbk.	3.056,37	170,58	146,48	-	-	1,88	48,05	0,36	-	-	2.981,97	243,98	1.267,53	1.958,43
12	PT Bosowa Asuransi	32.099,21	8.907,51	-	-	-	-	26.907,87	-	-	2.820,90	(895,27)	15.089,45	5.547,00	8.647,18
13	PT Asuransi Bringin Sejahtera Artamakmur	52.197,97	8.925,89	118,78	-	-	-	4.552,95	-	-	99,71	38.937,61	7.236,04	6.371,77	39.801,88
14	PT Asuransi Buana Independent	557,49	125,10	24,57	-	-	7,55	32,18	-	-	-	417,23	256,05	219,96	453,32
15	PT Asuransi Umum Bumiputera Muda 1967	139.026,20	29.930,45	117,87	-	-	1.678,30	14.781,39	-	-	4.741,37	97.495,30	64.141,15	58.794,16	102.842,29
16	PT Asuransi Central Asia	-	-	-	-	-	-	-	-	-	-	-	-	-	-
17	PT Asuransi Umum BCA	2.397,00	40,27	-	-	-	-	2.525,10	-	-	904,00	735,63	4,91	10,38	730,17
18	PT Citra International Underwriters	21.251,54	1.668,04	-	-	-	-	1.917,99	49,36	1.188,81	266,56	16.693,90	5.367,55	2.232,08	19.829,37
19	PT Asuransi Dayin Mitra Tbk.	-	-	-	-	-	-	-	-	-	-	-	-	-	-
20	PT Asuransi Eka Lloyd Jaya	41.556,48	16.234,36	-	-	-	-	12.795,41	-	-	5.364,75	17.891,46	7.294,72	10.539,69	14.646,49
21	PT Asuransi Himalaya Pelindung	1.419,39	462,60	3,76	-	-	-	256,40	0,60	-	70,21	773,76	490,50	353,40	910,86
22	PT Asuransi Intra Asia	23.381,27	4.287,78	1.339,27	-	-	303,25	7.648,83	-	-	1.887,37	14.368,05	1.459,22	2.964,48	12.862,79
23	PT MNC Asuransi Indonesia	2.741,91	592,76	-	-	-	-	882,32	175,88	-	258,80	1.349,75	415,85	572,53	1.193,07
24	PT Asuransi Jasa Indonesia (Persero)	-	-	-	-	-	-	-	-	-	-	-	-	-	-
25	PT Asuransi Jasa Raharja Putera	23.013,87	3.306,80	627,59	-	-	191,95	4.022,48	-	-	1.877,86	17.998,09	84.070,37	110.510,25	(8.441,78)
26	PT Asuransi Jasa Tania Tbk.	5.590,60	140,62	-	-	-	-	768,23	-	-	3,58	4.685,33	4.125,25	1.512,59	7.297,99
27	PT Asuransi Kredit Indonesia (Persero)	-	-	-	-	-	-	-	-	-	-	-	-	-	-
28	PT Malacca Trust Wuwungan Insurance	104.203,28	16.379,40	4.469,94	-	-	-	85.142,16	-	-	15.216,05	22.367,70	8.669,67	9.460,59	21.576,78
29	PT Asuransi Umum Mega	270.054,95	33.589,00	-	-	-	-	11.505,07	40,56	-	4.221,78	229.142,09	56.131,25	81.057,24	204.216,11
30	PT Asuransi Mega Pratama	7.067,83	1.850,14	0,75	-	-	-	3.115,82	-	-	464,50	2.567,13	2.850,29	3.601,07	1.816,35
31	PT Asuransi Kresna Mitra Tbk.	15.329,24	787,49	-	-	-	-	7.912,60	15,75	-	1.788,26	8.401,66	2.125,59	2.320,83	8.206,42
32	PT Pan Pacific Insurance	8.162,58	1.140,19	489,26	-	-	-	1.191,30	-	-	186,65	6.506,99	7.503,66	4.183,23	9.827,42
33	PT Asuransi Purna Artanugraha	91.244,96	23.026,74	5,95	-	-	5.756,69	24.145,25	6.036,31	-	2.336,19	34.622,11	23.344,28	34.829,63	23.136,76
34	PT Asuransi Raksa Pratikara	-	-	-	-	-	-	-	-	-	-	-	-	-	-
35	PT Asuransi Rama Satria Wibawa	995,06	(109,50)	5,61	-	-	-	638,60	6,48	1,97	289,88	752,99	(197,24)	260,29	295,46
36	PT Asuransi Recapital		-				-				-	-			-
37	PT Asuransi Reliance Indonesia	189.050,47	13.405,94	-	-	-	-	65.214,93	-	-	12.944,50	123.374,10	44.211,04	37.221,69	130.363,45
38	PT Sarana Lindung Upaya	12.683,09	795,42	-	-	-	-	2.901,88	-	-	1.018,10	10.003,89	13.163,64	(27,53)	23.195,06
39	PT Asuransi Sinar Mas	677.700,60	88.262,44	2.263,53	-	-	520,78	3.874,44	282,97	1.958,27	-	585.065,23	124.334,37	143.283,31	566.116,29
40	PT Asuransi Sumit Oto	55,62	-	-	-	-	-	34,19	-	-	10,88	32,31	0,08	0,09	32,30
41	PT Asuransi Staco Mandiri	-	-	-	-	-	-	-	-	-	-	-	-	-	-

NO *NO*	NAMA PERUSAHAAN *NAME OF COMPANY*	REASURANSI DAN KOMISI / *REINSURANCE AND COMMISSION*											CADANGAN PREMI *PREMIUM RESERVE*		
		INWARD					OUTWARD								
		POS LANGSUNG *DIRECT BUSINESS*	KOMISI *COMMISSION*	DALAM NEGERI *DOMESTIC*	ASEAN *ASEAN*	LAINNYA *OTHER*	KOMISI *COMMISSION*	DALAM NEGERI *DOMESTIC*	ASEAN *ASEAN*	LAINNYA *OTHER*	KOMISI *COMMISSION*	PREMI NETO *NET PREMIUM*	TAHUN LALU *PREVIOUS YEAR*	TAHUN BERJALAN *CURRENT YEAR*	PENDAPATAN PREMI *INCOME PREMIUM*
(1)	(2)	(3)	(4)	(5)	(6)	(7)	(8)	(9)	(10)	(11)	(12)	(13)	(14)	(15)	(16)
42	PT Asuransi Tri Pakarta	-	-	-	-	-	-	-	-	-	-	-	-	-	-
43	PT Asuransi Tugu Kresna Pratama	450,68	84,18	2.140,94	-	-	1.203,21	148,78	-	-	2,67	1.158,11	113,21	163,34	1.107,98
44	PT Tugu Pratama Indonesia	44.049,48	5.846,15	800,75	-	-	120,13	13.126,56	-	-	2.625,31	28.382,70	10.083,88	10.192,60	28.273,98
45	PT Victoria Insurance Tbk.	16.853,25	502,34	-	-	-	-	1.604,03	-	-	415,93	15.162,81	1.006,65	753,29	15.416,17
46	PT Asuransi Videi	-	-	-	-	-	-	-	-	-	-	-	-	-	-
47	PT Asuransi Wahana Tata	3.767,91	788,44	104,77	-	-	33,87	304,93	-	-	53,48	2.798,91	1.022,67	928,04	2.893,54
48	PT Asuransi Mitra Pelindung Mustika	6.817,96	83,02	-	-	-	-	512,72	0,01	-	89,73	6.311,94	6.076,58	4.818,81	7.569,71
49	PT Asuransi Cakrawala Proteksi Indonesia	203,87	32,74	-	-	-	-	(5,88)	170,83	-	41,13	47,31	20,65	97,90	(29,94)
50	PT Asuransi Simas Net	8.127,73	4.571,89	-	-	-	-	5,00	-	-	-	3.550,84	485,53	422,26	3.614,12
51	PT Asuransi ASEI Indonesia	5.478,38	715,33	230,05	-	-	-	3.172,21	-	-	321,56	2.142,45	-	-	2.142,45
52	PT Bess Central Insurance	48.242,42	1.106,04	-	-	-	-	108,71	-	43.781,95	2.414,45	5.660,17	3.631,71	1.959,11	7.332,77
	JUMLAH / *SUB TOTAL*	**3.012.426,03**	**380.306,09**	**12.918,40**	**-**	**-**	**9.825,21**	**345.163,05**	**6.980,29**	**46.931,00**	**66.723,14**	**2.302.861,94**	**820.327,28**	**818.328,45**	**2.304.860,77**
	PERUSAHAAN ASURANSI UMUM PATUNGAN														
	JOINT VENTURE NON LIFE INSURANCE COMPANIES														
1	PT CHUBB General Insurance Indonesia	321.977,85	96.795,20	3.172,45	-	-	299,94	4.283,09	(12,37)	7.947,33	1.521,92	217.359,02	32.601,00	34.010,39	215.949,63
2	PT Asuransi Allianz Utama Indonesia	-	-	-	-	-	-	-	-	-	-	-	-	-	-
3	PT Asuransi AXA Indonesia	263.906,52	34.906,00	189,81	-	-	28,47	119.131,59	-	48.454,94	55.868,60	117.443,93	38.602,33	43.255,67	112.790,59
4	PT AIG Insurance Indonesia	24.052,54	10.141,29	242,95	-	96,07	167,26	531,66	-	-	-	13.551,35	22.708,26	3.409,35	32.850,26
5	PT China Taiping Insurance Indonesia	-	-	-	-	-	-	-	-	-	-	-	-	-	-
6	PT Meritz Korindo Insurance	175,06	120,23	1.107,73	-	-	-	130,94	-	-	43,43	1.075,05	557,75	529,25	1.103,55
7	PT KSK Insurance Indonesia	31.824,46	4.637,50	-	-	-	-	2.496,41	75,85	24.357,55	5.364,19	5.621,33	2.524,30	3.345,10	4.800,53
8	PT Kookmin Best Insurance Indonesia	1.707,57	273,08	-	-	-	-	329,30	-	-	92,38	1.197,58	423,01	513,87	1.106,72
9	PT Mandiri AXA General Insurance	97.319,82	55.309,04	-	-	-	-	1.526,46	-	-	138,41	40.622,72	146.347,59	130.211,41	56.758,90
10	PT Asuransi MSIG Indonesia	17.328,36	596,55	395,43	-	-	109,39	86,24	-	71,66	15,22	16.875,18	7.226,87	6.909,22	17.192,82
11	PT Sompo Insurance Indonesia	89.988,30	8.815,87	-	-	-	-	9.066,22	-	17.825,83	601,83	54.882,20	24.831,48	33.720,84	45.992,84
12	PT QBE General Insurance Indonesia	5.852,89	1.184,37	-	-	-	-	527,87	-	(83,90)	-	4.224,55	2.675,11	2.200,36	4.699,30
13	PT Asuransi Samsung Tugu	12.570,35	22,36	-	-	-	-	2.283,90	210,14	138,08	485,46	10.401,33	5.620,49	3.020,18	13.001,64
14	PT Asuransi Tokio Marine Indonesia	15.200,11	4.066,53	-	-	-	-	(0,09)	-	-	265,92	11.399,59	1.553,33	2.851,54	10.101,38
15	PT Zurich Insurance Indonesia	84.100,69	24.768,51	-	-	-	-	1.305,81	-	5.695,40	85,37	52.416,34	12.271,78	18.106,23	46.581,89
16	PT Asuransi Bina Dana Arta Tbk.	240.172,43	(3.782,42)	1,96	-	-	-	997,51	-	-	256,84	243.216,14	118.498,46	153.832,23	207.882,37
17	PT Asuransi FPG Indonesia	-	-	-	-	-	-	-	-	-	-	-	-	-	-
18	PT Lippo General Insurance Tbk.	725.583,94	58.104,14	-	-	-	-	4.466,38	1.289,60	-	470,25	662.194,07	219.653,92	213.869,23	667.978,75
19	PT Asuransi Parolamas	476,40	50,22	-	-	-	-	55,30	-	-	10,54	381,43	11.689,64	7.945,80	4.125,27
20	PT Asuransi Ramayana Tbk.	66.408,09	9.353,98	-	-	-	-	12.823,19	-	-	1.945,39	46.176,31	6.983,27	11.076,30	42.083,28
21	PT Asuransi Harta Aman Pratama Tbk.	16.538,73	8.267,69	(11,18)	-	-	(3,91)	4.216,42	-	-	845,46	4.892,81	694,46	2.649,07	2.938,20
22	PT Asuransi Multi Artha Guna Tbk.	162.654,41	4.833,56	3,77	-	-	-	4.162,58	7.552,65	978,72	1.130,43	146.261,10	10.107,77	12.437,25	143.931,62
	JUMLAH / *SUB TOTAL*	**2.177.838,54**	**318.463,70**	**5.102,91**	**-**	**96,07**	**601,16**	**168.420,79**	**9.115,88**	**105.385,62**	**69.141,64**	**1.650.192,02**	**665.570,80**	**683.893,30**	**1.631.869,53**
	PERUSAHAAN REASURANSI														
	REINSURANCE COMPANIES														
1	PT Reasuransi Indonesia Utama	-	-	2.145.068,28	-	436,20	228.805,23	736.415,58	441,52	16.961,81	67.961,67	1.230.842,01	660.313,39	738.678,39	1.152.477,01
2	PT Maskapai Reasuransi Indonesia	-	-	1.229.747,15	-	-	217.873,32	-	543.340,52	-	188.386,39	656.919,69	315.878,70	335.294,49	637.503,90
3	PT Reasuransi Nasional Indonesia	-	-	32.553,00	-	-	10.813,00	-	2.684,00	-	-	19.056,00	9.207,00	8.750,00	19.513,00
4	PT Tugu Reasuransi Indonesia	-	-	-	-	-	-	-	-	-	-	-	-	-	-
5	PT Reasuransi Maipark Indonesia	-	-	-	-	-	-	-	-	-	-	-	-	-	-
6	PT Reasuransi Nusantara Makmur	-	-	38,23	-	-	3,82	-	-	-	-	34,40	-	30,16	4,24
	JUMLAH / *SUB TOTAL*	**-**	**-**	**3.407.406,65**	**-**	**436,20**	**457.495,37**	**736.415,58**	**546.466,05**	**16.961,81**	**256.348,05**	**1.906.852,11**	**985.399,09**	**1.082.753,04**	**1.809.498,15**
	JUMLAH SELURUHNYA / *GRAND TOTAL*	**5.190.264,57**	**698.769,78**	**3.425.427,96**	**-**	**532,28**	**467.921,74**	**1.249.999,42**	**562.562,21**	**169.278,42**	**392.212,83**	**5.859.906,07**	**2.471.297,17**	**2.584.974,79**	**5.746.228,45**

Keterangan / *Notes* :
*) Tidak Menyampaikan Laporan / *Have Not Submitted Annual Report*

USAHA ASURANSI UMUM & REASURANSI

NON LIFE INSURANCE & REINSURANCE BUSINESS

TABEL: 2.11.12/TABLE: 2.11.12

PREMI USAHA ASURANSI UMUM DAN REASURANSI TAHUN 2017

PREMIUMS OF NON LIFE INSURANCE AND REINSURANCE BUSINESS IN 2017

Lini Usaha : Kredit

Line of Business : Credit

Dalam Jutaan Rupiah / *In Million Rupiah*

NO *NO*	NAMA PERUSAHAAN *NAME OF COMPANY*	REASURANSI DAN KOMISI / *REINSURANCE AND COMMISSION*											CADANGAN PREMI *PREMIUM RESERVE*		
		INWARD					OUTWARD								
		POS LANGSUNG *DIRECT BUSINESS*	KOMISI *COMMISSION*	DALAM NEGERI *DOMESTIC*	ASEAN *ASEAN*	LAINNYA *OTHER*	KOMISI *COMMISSION*	DALAM NEGERI *DOMESTIC*	ASEAN *ASEAN*	LAINNYA *OTHER*	KOMISI *COMMISSION*	PREMI NETO *NET PREMIUM*	TAHUN LALU *PREVIOUS YEAR*	TAHUN BERJALAN *CURRENT YEAR*	PENDAPATAN PREMI *INCOME PREMIUM*
(1)	(2)	(3)	(4)	(5)	(6)	(7)	(8)	(9)	(10)	(11)	(12)	(13)	(14)	(15)	(16)
	PERUSAHAAN ASURANSI UMUM NASIONAL														
	NATIONAL NON LIFE INSURANCE COMPANIES														
1	PT Asuransi Adira Dinamika	-	-	-	-	-	-	-	-	-	-	-	-	-	-
2	PT Asuransi Artarindo	-	-	-	-	-	-	-	-	-	-	-	-	-	-
3	PT Arthagraha General Insurance	-	-	-	-	-	-	-	-	-	-	-	-	-	-
4	PT Asuransi Asoka Mas	-	-	-	-	-	-	-	-	-	-	-	-	-	-
5	PT Asuransi Astra Buana	-	-	-	-	-	-	-	-	-	-	-	-	-	-
6	PT Avrist General Insurance	-	-	-	-	-	-	-	-	-	-	-	-	-	-
7	PT Asuransi Bangun Askrida	2.347.803,65	686.398,83	7.364,56	-	-	2.317,83	288.643,17	-	-	99.193,34	1.477.001,72	889.753,05	1.000.704,22	1.366.050,55
8	PT Berdikari Insurance	-	-	-	-	-	-	-	-	-	-	-	-	-	-
9	PT Asuransi Bhakti Bhayangkara	-	-	-	-	-	-	-	-	-	-	-	-	-	-
10	PT Asuransi Binagriya Upakara	-	-	-	-	-	-	-	-	-	-	-	-	-	-
11	PT Asuransi Bintang Tbk.	-	-	-	-	-	-	-	-	-	-	-	-	-	-
12	PT Bosowa Asuransi	-	-	-	-	-	-	-	-	-	-	-	-	-	-
13	PT Asuransi Bringin Sejahtera Artamakmur	2.880,55	279,42	-	-	-	-	1.469,14	-	-	265,08	1.397,07	21.578,27	11.726,55	11.248,79
14	PT Asuransi Buana Independent	-	-	-	-	-	-	-	-	-	-	-	-	-	-
15	PT Asuransi Umum Bumiputera Muda 1967	1.316,25	965,45	493,21	-	-	163,28	1.141,46	-	-	371,55	(89,18)	14.489,72	23.075,75	(8.675,20)
16	PT Asuransi Central Asia	-	-	-	-	-	-	-	-	-	-	-	-	-	-
17	PT Asuransi Umum BCA	-	-	-	-	-	-	-	-	-	-	-	-	-	-
18	PT Citra International Underwriters	-	-	-	-	-	-	-	-	-	-	-	-	-	-
19	PT Asuransi Dayin Mitra Tbk.	-	-	-	-	-	-	-	-	-	-	-	-	-	-
20	PT Asuransi Eka Lloyd Jaya	-	-	-	-	-	-	-	-	-	-	-	-	-	-
21	PT Asuransi Himalaya Pelindung	-	-	-	-	-	-	-	-	-	-	-	-	-	-
22	PT Asuransi Intra Asia	-	-	-	-	-	-	-	-	-	-	-	-	-	-
23	PT MNC Asuransi Indonesia	-	-	-	-	-	-	-	-	-	-	-	-	-	-
24	PT Asuransi Jasa Indonesia (Persero)	-	-	-	-	-	-	-	-	-	-	-	-	-	-
25	PT Asuransi Jasa Raharja Putera	237.457,03	46.452,83	3.388,46	-	-	1.140,56	124.307,17	-	-	37.597,53	106.542,46	39.649,60	52.596,64	93.595,43
26	PT Asuransi Jasa Tania Tbk.	-	-	-	-	-	-	-	-	-	-	-	-	-	-
27	PT Asuransi Kredit Indonesia (Persero)	2.339.118,38	40.181,24	-	-	-	-	-	-	-	-	-	1.567.439,13	1.603.483,11	-
28	PT Malacca Trust Wuwungan Insurance	-	-	-	-	-	-	-	-	-	-	-	-	-	-
29	PT Asuransi Umum Mega	9.262,51	1.885,68	-	-	-	-	2.407,57	-	-	1.032,86	6.002,12	388,15	3.260,66	3.129,62
30	PT Asuransi Mega Pratama	-	-	-	-	-	-	-	-	-	-	-	-	-	-
31	PT Asuransi Kresna Mitra Tbk.	-	-	-	-	-	-	-	-	-	-	-	-	-	-
32	PT Pan Pacific Insurance	-	-	-	-	-	-	-	-	-	-	-	-	-	-
33	PT Asuransi Purna Artanugraha	-	-	-	-	-	-	-	-	-	-	-	-	-	-
34	PT Asuransi Raksa Pratikara	-	-	-	-	-	-	-	-	-	-	-	-	-	-
35	PT Asuransi Rama Satria Wibawa	-	-	-	-	-	-	-	-	-	-	-	-	-	-
36	PT Asuransi Recapital*	-	-	-	-	-	-	-	-	-	-	-	-	-	-
37	PT Asuransi Reliance Indonesia	-	-	-	-	-	-	-	-	-	-	-	-	-	-
38	PT Sarana Lindung Upaya	-	-	-	-	-	-	-	-	-	-	-	-	-	-
39	PT Asuransi Sinar Mas	55.579,26	13.941,05	20.516,45	-	-	2.565,85	18.732,26	16.142,47	-	2.528,86	27.242,93	6.212,73	13.932,61	19.523,06
40	PT Asuransi Sumit Oto	-	-	-	-	-	-	-	-	-	-	-	-	-	-
41	PT Asuransi Staco Mandiri	-	-	-	-	-	-	-	-	-	-	-	-	-	-

NO *NO*	NAMA PERUSAHAAN *NAME OF COMPANY*	REASURANSI DAN KOMISI / *REINSURANCE AND COMMISSION*											CADANGAN PREMI *PREMIUM RESERVE*		
		INWARD						OUTWARD							
		POS LANGSUNG *DIRECT BUSINESS*	KOMISI *COMMISSION*	DALAM NEGERI *DOMESTIC*	ASEAN *ASEAN*	LAINNYA *OTHER*	KOMISI *COMMISSION*	DALAM NEGERI *DOMESTIC*	ASEAN *ASEAN*	LAINNYA *OTHER*	KOMISI *COMMISSION*	PREMI NETO *NET PREMIUM*	TAHUN LALU *PREVIOUS YEAR*	TAHUN BERJALAN *CURRENT YEAR*	PENDAPATAN PREMI *INCOME PREMIUM*
(1)	(2)	(3)	(4)	(5)	(6)	(7)	(8)	(9)	(10)	(11)	(12)	(13)	(14)	(15)	(16)
42	PT Asuransi Tri Pakarta	-	-	-	-	-	-	-	-	-	-	-	-	-	-
43	PT Asuransi Tugu Kresna Pratama	-	-	-	-	-	-	-	-	-	-	-	-	-	-
44	PT Tugu Pratama Indonesia	15.300,87	3.789,71	436,02	-	-	87,20	1.421,46	10.641,37	1,58	3.863,47	3.659,03	1.471,25	3.827,47	1.302,81
45	PT Victoria Insurance Tbk.	-	-	-	-	-	-	-	-	-	-	-	-	-	-
46	PT Asuransi Videi	-	-	-	-	-	-	-	-	-	-	-	-	-	-
47	PT Asuransi Wahana Tata	-	-	-	-	-	-	-	-	-	-	-	-	-	-
48	PT Asuransi Mitra Pelindung Mustika	-	-	-	-	-	-	-	-	-	-	-	-	-	-
49	PT Asuransi Cakrawala Proteksi Indonesia	-	-	-	-	-	-	-	-	-	-	-	-	-	-
50	PT Asuransi Simas Net	-	-	-	-	-	-	-	-	-	-	-	-	-	-
51	PT Asuransi ASEI Indonesia	105.534,95	2.471,72	1.254,71	-	-	-	38.900,32	-	-	9.207,31	74.624,92	63.044,87	62.047,78	75.622,01
52	PT Bess Central Insurance	-	-	-	-	-	-	-	-	-	-	-	-	-	-
	JUMLAH / SUBTOTAL	**5.114.253,46**	**796.365,93**	**33.453,41**	**-**	**-**	**6.274,72**	**477.022,55**	**26.783,84**	**1,58**	**154.059,99**	**1.696.381,09**	**2.604.026,78**	**2.774.654,79**	**1.561.797,07**
	PERUSAHAAN ASURANSI UMUM PATUNGAN														
	JOINT VENTURE NON LIFE INSURANCE COMPANIES														
1	PT CHUBB General Insurance Indonesia	-	-	-	-	-	-	-	-	-	-	-	-	-	-
2	PT Asuransi Allianz Utama Indonesia	-	-	-	-	-	-	-	-	-	-	-	-	-	-
3	PT Asuransi AXA Indonesia	-	-	-	-	-	-	-	-	-	-	-	-	-	-
4	PT AIG Insurance Indonesia	12.117,72	1.484,73	245,92	-	749,54	29,54	2.201,85	-	6.605,54	2.561,11	5.352,63	949,78	1.668,46	4.633,96
5	PT China Taiping Insurance Indonesia	-	-	-	-	-	-	-	-	-	-	-	-	-	-
6	PT Meritz Korindo Insurance	-	-	-	-	-	-	-	-	-	-	-	-	-	-
7	PT KSK Insurance Indonesia	-	-	-	-	-	-	-	-	-	-	-	-	-	-
8	PT Kookmin Best Insurance Indonesia	-	-	-	-	-	-	-	-	-	-	-	-	-	-
9	PT Mandiri AXA General Insurance	-	-	-	-	-	-	-	-	-	-	-	-	-	-
10	PT Asuransi MSIG Indonesia	3.169,79	211,16	-	-	-	-	0,05	-	3.134,96	263,57	87,19	-	(96,67)	183,86
11	PT Sompo Insurance Indonesia	-	-	-	-	-	-	-	-	-	-	-	-	-	-
12	PT QBE General Insurance Indonesia	-	-	-	-	-	-	-	-	-	-	-	-	-	-
13	PT Asuransi Samsung Tugu	-	-	-	-	-	-	-	-	-	-	-	-	-	-
14	PT Asuransi Tokio Marine Indonesia	-	-	-	-	-	-	-	-	-	-	-	-	-	-
15	PT Zurich Insurance Indonesia	-	-	-	-	-	-	-	-	-	-	-	-	-	-
16	PT Asuransi Bina Dana Arta Tbk.	-	-	-	-	-	-	-	-	-	-	-	-	-	-
17	PT Asuransi FPG Indonesia	-	-	-	-	-	-	-	-	-	-	-	-	-	-
18	PT Lippo General Insurance Tbk.	-	-	-	-	-	-	-	-	-	-	-	-	-	-
19	PT Asuransi Parolamas	-	-	-	-	-	-	-	-	-	-	-	-	-	-
20	PT Asuransi Ramayana Tbk.	-	-	-	-	-	-	-	-	-	-	-	-	-	-
21	PT Asuransi Harta Aman Pratama Tbk.	-	-	-	-	-	-	-	-	-	-	-	-	-	-
22	PT Asuransi Multi Artha Guna Tbk.	-	-	-	-	-	-	-	-	-	-	-	-	-	-
	JUMLAH / SUBTOTAL	**15.287,51**	**1.695,89**	**245,92**	**-**	**749,54**	**29,54**	**2.201,90**	**-**	**9.740,50**	**2.824,69**	**5.439,82**	**949,78**	**1.571,79**	**4.817,82**
	PERUSAHAAN REASURANSI														
	REINSURANCE COMPANIES														
1	PT Reasuransi Indonesia Utama	-	-	-	-	-	-	-	-	-	-	-	-	-	-
2	PT Maskapai Reasuransi Indonesia	-	-	41.628,60	-	-	12.773,17	-	1.711,92	-	11,36	27.154,86	5.233,27	4.978,56	27.409,57
3	PT Reasuransi Nasional Indonesia	-	-	890.117,00	3.834,00	-	210.189,00	-	27.329,00	-	3.033,00	659.466,00	182.214,00	274.476,00	567.204,00
4	PT Tugu Reasuransi Indonesia	-	-	-	-	-	-	-	-	-	-	-	-	-	-
5	PT Reasuransi Maipark Indonesia	-	-	-	-	-	-	-	-	-	-	-	-	-	-
6	PT Reasuransi Nusantara Makmur	-	-	-	-	-	-	-	-	-	-	-	-	-	-
	JUMLAH / SUBTOTAL	**-**	**-**	**931.745,60**	**3.834,00**	**-**	**222.962,17**	**-**	**29.040,92**	**-**	**3.044,36**	**686.620,86**	**187.447,27**	**279.454,56**	**594.613,57**
	JUMLAH SELURUHNYA / GRAND TOTAL	**5.129.540,97**	**798.061,82**	**965.444,93**	**3.834,00**	**749,54**	**229.266,44**	**479.224,45**	**55.824,76**	**9.742,08**	**159.929,03**	**2.388.441,78**	**2.792.423,83**	**3.055.681,14**	**2.161.228,45**

Keterangan / *Notes* :

*) Tidak Menyampaikan Laporan / *Have Not Submitted Annual Report*

USAHA ASURANSI UMUM & REASURANSI
NON LIFE INSURANCE & REINSURANCE BUSINESS

TABEL: 2.11.13/TABLE: 2.11.13
PREMI USAHA ASURANSI UMUM DAN REASURANSI TAHUN 2017
PREMIUMS OF NON LIFE INSURANCE AND REINSURANCE BUSINESS IN 2017
Lini Usaha : Penjaminan
Line of Business :Suretybond

Dalam Jutaan Rupiah / *In Million Rupiah*

NO *NO*	NAMA PERUSAHAAN *NAME OF COMPANY*	REASURANSI DAN KOMISI / *REINSURANCE AND COMMISSION*											CADANGAN PREMI *PREMIUM RESERVE*		
			INWARD				OUTWARD								
		POS LANGSUNG *DIRECT BUSINESS*	KOMISI *COMMISSION*	DALAM NEGERI *DOMESTIC*	ASEAN *ASEAN*	LAINNYA *OTHER*	KOMISI *COMMISSION*	DALAM NEGERI *DOMESTIC*	ASEAN *ASEAN*	LAINNYA *OTHER*	KOMISI *COMMISSION*	PREMI NETO *NET PREMIUM*	TAHUN LALU *PREVIOUS YEAR*	TAHUN BERJALAN *CURRENT YEAR*	PENDAPATAN PREMI *INCOME PREMIUM*
(1)	(2)	(3)	(4)	(5)	(6)	(7)	(8)	(9)	(10)	(11)	(12)	(13)	(14)	(15)	(16)
	PERUSAHAAN ASURANSI UMUM NASIONAL														
	NATIONAL NON LIFE INSURANCE COMPANIES														
1	PT Asuransi Adira Dinamika	55.996,23	4.468,61	-	-	-	-	52.671,58	-	-	10.092,84	8.948,88	3.598,92	3.141,95	9.405,85
2	PT Asuransi Artarindo	238,80	5,48	-	-	-	-	51,86	-	-	17,57	199,03	-	134,79	64,24
3	PT Arthagraha General Insurance	824,00	141,71	80,18	-	-	-	381,57	-	-	85,70	466,60	147,38	267,61	346,37
4	PT Asuransi Asoka Mas	2.556,71	526,77	-	-	-	-	1.196,65	-	-	398,06	1.231,35	780,09	269,49	1.741,96
5	PT Asuransi Astra Buana	232,47	-	3.487,21	-	-	-	459,43	-	-	152,66	3.412,91	1.160,92	2.206,83	2.367,01
6	PT Avrist General Insurance	-	-	-	-	-	-	-	-	-	-	-	-	-	-
7	PT Asuransi Bangun Askrida	25.226,57	4.267,87	2.237,36	-	-	1.157,49	17.667,14	-	-	5.928,55	10.299,98	2.950,66	4.171,12	9.079,51
8	PT Berdikari Insurance	15.054,93	2.708,09	-	-	-	-	1.856,38	-	-	354,59	10.845,06	641,32	1.274,10	10.212,28
9	PT Asuransi Bhakti Bhayangkara	15.650,21	2.702,94	1.664,39	-	-	549,67	8.198,62	-	-	2.272,57	8.135,94	294,34	316,19	8.114,09
10	PT Asuransi Binagriya Upakara	1.358,35	241,25	1.538,05	-	-	618,36	578,13	-	-	197,31	1.655,97	253,01	488,04	1.420,94
11	PT Asuransi Bintang Tbk.	3.805,18	40,82	6,28	-	-	73,24	839,10	503,46	-	352,96	2.707,81	206,70	585,35	2.329,16
12	PT Bosowa Asuransi	14.810,82	2.649,14	-	-	-	-	5.432,39	-	-	460,80	7.190,09	12,32	229,76	6.972,65
13	PT Asuransi Bringin Sejahtera Artamakmur	6.059,81	594,17	609,71	-	-	-	2.106,94	-	-	664,51	4.632,93	832,40	1.211,68	4.253,65
14	PT Asuransi Buana Independent	3.113,08	559,22	2.406,84	-	-	928,08	2.103,24	-	-	717,61	2.646,99	1.246,26	1.366,67	2.526,58
15	PT Asuransi Umum Bumiputera Muda 1967	15.923,66	1.910,85	817,71	-	-	253,92	3.344,33	-	-	1.170,52	12.402,78	2.166,45	2.049,98	12.519,26
16	PT Asuransi Central Asia	-	-	-	-	-	-	-	-	-	-	-	-	-	-
17	PT Asuransi Umum BCA	-	-	-	-	-	-	-	-	-	-	-	-	-	-
18	PT Citra International Underwriters	-	-	-	-	-	-	-	-	-	-	-	-	-	-
19	PT Asuransi Dayin Mitra Tbk.	-	-	-	-	-	-	-	-	-	-	-	-	-	-
20	PT Asuransi Eka Lloyd Jaya	-	-	-	-	-	-	-	-	-	-	-	-	-	-
21	PT Asuransi Himalaya Pelindung	0,63	0,02	-	-	-	-	-	-	-	-	0,61	-	-	0,61
22	PT Asuransi Intra Asia	1.657,16	259,71	-	-	-	-	943,51	-	-	267,82	721,76	(34,25)	(34,43)	721,95
23	PT MNC Asuransi Indonesia	-	-	-	-	-	-	-	-	-	-	-	-	-	-
24	PT Asuransi Jasa Indonesia (Persero)	325.461,54	35.486,15	13.170,89	-	-	4.403,92	98.236,21	-	-	26.226,90	226.733,04	41.208,00	68.019,91	199.921,13
25	PT Asuransi Jasa Raharja Putera	183.569,00	31.456,17	1.736,84	-	-	826,63	88.341,89	31,86	-	31.690,46	96.339,75	63.535,44	49.553,17	110.322,02
26	PT Asuransi Jasa Tania Tbk.	9.013,57	1.797,25	8.196,19	-	-	2.035,30	5.997,97	-	-	1.931,25	9.310,50	624,42	702,58	9.232,34
27	PT Asuransi Kredit Indonesia (Persero)	251.849,68	13.706,58	-	-	-	-	-	-	-	-	-	111.975,35	36.027,68	-
28	PT Malacca Trust Wuwungan Insurance	-	-	-	-	-	-	-	-	-	-	-	-	-	-
29	PT Asuransi Umum Mega	26,25	-	-	-	-	-	-	-	-	-	26,25	-	0,50	25,75
30	PT Asuransi Mega Pratama	19.422,77	3.413,78	206,85	-	-	76,71	7.581,10	-	-	2.049,72	10.607,74	2.279,59	1.562,86	11.324,47
31	PT Asuransi Kresna Mitra Tbk.	4.471,27	1.103,14	485,71	-	-	-	3.309,16	-	-	948,13	1.492,82	55,15	244,23	1.303,74
32	PT Pan Pacific Insurance	11.488,56	1.799,38	42,30	-	-	-	8.655,23	-	-	2.133,59	3.209,84	2.573,37	139,39	5.643,82
33	PT Asuransi Purna Artanugraha	17.106,75	2.840,55	2.328,40	-	-	710,14	756,75	189,19	-	13,28	14.951,80	6.967,46	4.514,83	17.404,43
34	PT Asuransi Raksa Pratikara	-	-	-	-	-	-	-	-	-	-	-	-	-	-
35	PT Asuransi Rama Satria Wibawa	14.027,16	2.623,55	280,77	-	-	105,96	3.895,28	-	-	1.411,11	9.094,25	(1,57)	1.996,14	7.096,54
36	PT Asuransi Recapital*	-	-	-	-	-	-	-	-	-	-	-	-	-	-
37	PT Asuransi Reliance Indonesia	-	-	-	-	-	-	-	-	-	-	-	-	-	-
38	PT Sarana Lindung Upaya	-	-	-	-	-	-	-	-	-	-	-	-	-	-
39	PT Asuransi Sinar Mas	108.848,75	29.928,05	1.589,47	-	5.107,33	1.034,89	0,00	-	2.465,16	123,26	82.240,71	25.316,67	25.187,81	82.369,57
40	PT Asuransi Sumit Oto	-	-	-	-	-	-	-	-	-	-	-	-	-	-
41	PT Asuransi Staco Mandiri	319,39	63,88	127,01	-	-	43,70	172,66	-	-	49,69	215,85	5,50	45,75	175,60

NO *NO*	NAMA PERUSAHAAN *NAME OF COMPANY*	REASURANSI DAN KOMISI / *REINSURANCE AND COMMISSION*											CADANGAN PREMI *PREMIUM RESERVE*		
		INWARD					OUTWARD								
		POS LANGSUNG *DIRECT BUSINESS*	KOMISI *COMMISSION*	DALAM NEGERI *DOMESTIC*	ASEAN *ASEAN*	LAINNYA *OTHER*	KOMISI *COMMISSION*	DALAM NEGERI *DOMESTIC*	ASEAN *ASEAN*	LAINNYA *OTHER*	KOMISI *COMMISSION*	PREMI NETO *NET PREMIUM*	TAHUN LALU *PREVIOUS YEAR*	TAHUN BERJALAN *CURRENT YEAR*	PENDAPATAN PREMI *INCOME PREMIUM*
(1)	(2)	(3)	(4)	(5)	(6)	(7)	(8)	(9)	(10)	(11)	(12)	(13)	(14)	(15)	(16)
42	PT Asuransi Tri Pakarta	-	-	-	-	-	-	-	-	-	-	-	-	-	-
43	PT Asuransi Tugu Kresna Pratama	18.216,34	3.264,09	1.873,09	-	-	677,36	7.191,42	24,45	-	2.234,63	11.166,73	1.869,52	1.215,47	11.820,78
44	PT Tugu Pratama Indonesia	5.137,70	331,46	2.924,76	-	-	1.317,42	1.697,87	-	-	465,37	5.181,09	447,50	2.032,08	3.596,50
45	PT Victoria Insurance Tbk.	35,34	-	-	-	-	-	1,35	-	-	0,47	34,46	-	-	34,46
46	PT Asuransi Videi	43.841,13	8.105,51	829,28	-	-	170,69	7.364,27	-	-	2.260,85	31.290,79	6.650,71	5.279,07	32.662,43
47	PT Asuransi Wahana Tata	7.133,50	571,52	395,65	-	-	191,68	6.528,76	-	-	1.743,29	1.980,48	153,65	57,93	2.076,20
48	PT Asuransi Mitra Pelindung Mustika	526,04	1,42	-	-	-	-	269,03	-	-	80,71	336,30	77,85	72,38	341,77
49	PT Asuransi Cakrawala Proteksi Indonesia	-	-	-	-	-	-	-	-	-	-	-	-	-	-
50	PT Asuransi Simas Net	-	-	-	-	-	-	-	-	-	-	-	-	-	-
51	PT Asuransi ASEI Indonesia	38.827,39	6.162,68	3.744,09	-	-	-	22.824,82	-	-	7.986,87	21.570,85	7.094,32	2.184,70	26.480,46
52	PT Bess Central Insurance	-	-	-	-	-	-	-	-	-	-	-	-	-	-
	JUMLAH / SUB TOTAL	**1.221.830,75**	**163.731,80**	**50.779,04**	**-**	**5.107,33**	**15.175,16**	**360.654,64**	**748,96**	**2.465,16**	**104.483,64**	**601.281,93**	**285.089,46**	**216.515,61**	**593.908,10**
	PERUSAHAAN ASURANSI UMUM PATUNGAN														
	JOINT VENTURE NON LIFE INSURANCE COMPANIES														
1	PT CHUBB General Insurance Indonesia	-	-	-	-	-	-	-	-	-	-	-	-	-	-
2	PT Asuransi Allianz Utama Indonesia	-	-	-	-	-	-	-	-	-	-	-	-	-	-
3	PT Asuransi AXA Indonesia	-	-	-	-	-	-	-	-	-	-	-	-	-	-
4	PT AIG Insurance Indonesia	-	-	-	-	-	-	-	-	-	-	-	-	-	-
5	PT China Taiping Insurance Indonesia	-	-	-	-	-	-	-	-	-	-	-	-	-	-
6	PT Meritz Korindo Insurance	-	-	55,36	-	-	8,30	-	-	-	-	47,06	-	-	47,06
7	PT KSK Insurance Indonesia	-	-	-	-	-	-	-	-	-	-	-	-	-	-
8	PT Kookmin Best Insurance Indonesia	-	-	-	-	-	-	-	-	-	-	-	-	-	-
9	PT Mandiri AXA General Insurance	8.629,79	650,25	-	-	-	-	6.726,88	-	474,39	2.213,47	2.991,74	468,08	1.641,88	1.817,94
10	PT Asuransi MSIG Indonesia	-	-	-	-	-	-	-	-	-	-	-	-	-	-
11	PT Sompo Insurance Indonesia	-	-	-	-	-	-	-	-	-	-	-	-	-	-
12	PT QBE General Insurance Indonesia	-	-	-	-	-	-	-	-	-	-	-	-	-	-
13	PT Asuransi Samsung Tugu	-	-	-	-	-	-	-	-	-	-	-	-	-	-
14	PT Asuransi Tokio Marine Indonesia	-	-	-	-	-	-	-	-	-	-	-	-	-	-
15	PT Zurich Insurance Indonesia	-	-	-	-	-	-	-	-	-	-	-	-	-	-
16	PT Asuransi Bina Dana Arta Tbk.	-	-	-	-	-	-	-	-	-	-	-	-	-	-
17	PT Asuransi FPG Indonesia	-	-	-	-	-	-	-	-	-	-	-	-	-	-
18	PT Lippo General Insurance Tbk.	-	-	-	-	-	-	-	-	-	-	-	-	-	-
19	PT Asuransi Parolamas	1.225,66	257,37	1,37	-	-	0,58	1.510,60	-	-	111,45	(430,07)	1.247,35	61,77	755,50
20	PT Asuransi Ramayana Tbk.	20.187,85	3.734,60	-	-	-	-	8.554,46	-	-	2.113,60	10.012,39	3.006,01	5.087,13	7.931,27
21	PT Asuransi Harta Aman Pratama Tbk.	0,82	0,18	-	-	-	-	-	-	-	-	0,64	-	0,26	0,38
22	PT Asuransi Multi Artha Guna Tbk.	918,97	52,52	92,51	-	-	-	622,97	-	-	192,01	528,00	11,67	4,52	535,15
	JUMLAH / SUB TOTAL	**30.963,09**	**4.694,93**	**149,24**	**-**	**-**	**8,89**	**17.414,91**	**-**	**474,39**	**4.630,54**	**13.149,75**	**4.733,11**	**6.795,55**	**11.087,30**
	PERUSAHAAN REASURANSI														
	REINSURANCE COMPANIES														
1	PT Reasuransi Indonesia Utama	-	-	-	-	-	-	-	-	-	-	-	-	-	-
2	PT Maskapai Reasuransi Indonesia	-	-	-	-	-	-	-	-	-	-	-	-	-	-
3	PT Reasuransi Nasional Indonesia	-	-	-	-	-	-	-	-	-	-	-	-	-	-
4	PT Tugu Reasuransi Indonesia	-	-	-	-	-	-	-	-	-	-	-	-	-	-
5	PT Reasuransi Maipark Indonesia	-	-	-	-	-	-	-	-	-	-	-	-	-	-
6	PT Reasuransi Nusantara Makmur	-	-	10,28	-	-	1,03	-	-	-	-	9,26	-	8,12	1,14
	JUMLAH / SUB TOTAL	**-**	**-**	**10,28**	**-**	**-**	**1,03**	**-**	**-**	**-**	**-**	**9,26**	**-**	**8,12**	**1,14**
	JUMLAH SELURUHNYA / GRAND TOTAL	**1.252.793,84**	**168.426,73**	**50.938,57**	**-**	**5.107,33**	**15.185,08**	**378.069,56**	**748,96**	**2.939,55**	**109.114,17**	**614.440,93**	**289.822,56**	**223.319,28**	**604.996,54**

Keterangan / *Notes* :

*) Tidak Menyampaikan Laporan / *Have Not Submitted Annual Report*

USAHA ASURANSI UMUM & REASURANSI
NON LIFE INSURANCE & REINSURANCE BUSINESS

TABEL: 2.11.14/TABLE: 2.11.14
PREMI USAHA ASURANSI UMUM DAN REASURANSI TAHUN 2017
PREMIUMS OF NON LIFE INSURANCE AND REINSURANCE BUSINESS IN 2017
Lini Usaha : Aneka
Line of Business : Others

Dalam Jutaan Rupiah / *In Million Rupiah*

NO *NO*	NAMA PERUSAHAAN *NAME OF COMPANY*	REASURANSI DAN KOMISI / *REINSURANCE AND COMMISSION*											CADANGAN PREMI *PREMIUM RESERVE*		
		POS LANGSUNG *DIRECT BUSINESS*	INWARD				OUTWARD				KOMISI *COMMISSION*	PREMI NETO *NET PREMIUM*	TAHUN LALU *PREVIOUS YEAR*	TAHUN BERJALAN *CURRENT YEAR*	PENDAPATAN PREMI *INCOME PREMIUM*
			KOMISI *COMMISSION*	DALAM NEGERI *DOMESTIC*	ASEAN *ASEAN*	LAINNYA *OTHER*	KOMISI *COMMISSION*	DALAM NEGERI *DOMESTIC*	ASEAN *ASEAN*	LAINNYA *OTHER*					
(1)	(2)	(3)	(4)	(5)	(6)	(7)	(8)	(9)	(10)	(11)	(12)	(13)	(14)	(15)	(16)
	PERUSAHAAN ASURANSI UMUM NASIONAL														
	NATIONAL NON LIFE INSURANCE COMPANIES														
1	PT Asuransi Adira Dinamika	42.522,63	18.201,76	5,83	-	-	-	2.689,77	-	-	566,00	22.202,93	2.290,08	12.370,02	12.123,00
2	PT Asuransi Artarindo	443,54	21,39	-	-	-	-	359,30	-	-	30,29	93,14	18,20	16,24	95,10
3	PT Arthagraha General Insurance	5.388,61	276,65	(2,28)	-	-	(0,74)	4.268,99	-	-	411,84	1.253,27	70,83	193,32	1.130,78
4	PT Asuransi Asoka Mas	40.800,32	2.291,08	-	-	-	-	14.492,51	8.861,95	2.571,86	696,09	13.279,03	2.624,36	6.918,21	8.985,17
5	PT Asuransi Astra Buana	7.455,06	340,97	-	-	-	-	909,87	12,15	-	285,86	6.477,93	697,19	1.138,92	6.036,21
6	PT Avrist General Insurance	5.634,51	991,35	-	-	-	-	5.418,92	-	-	1.159,58	383,82	73,72	175,42	282,12
7	PT Asuransi Bangun Askrida	95.264,95	22.146,21	599,36	-	-	217,29	19.833,61	-	-	5.999,22	59.666,42	13.465,97	13.040,94	60.091,46
8	PT Berdikari Insurance	1.511,63	394,63	4,40	-	-	0,66	890,47	-	-	132,26	362,53	578,90	346,16	595,28
9	PT Asuransi Bhakti Bhayangkara	1.387,69	293,32	3.046,68	-	-	1.072,38	1.356,70	-	-	76,97	1.788,94	85,18	179,16	1.694,96
10	PT Asuransi Binagriya Upakara	10.999,06	2.256,82	2.578,89	-	-	1.002,58	3.419,08	-	-	947,23	7.846,70	4.483,47	3.403,84	8.926,33
11	PT Asuransi Bintang Tbk.	65.236,37	33.532,04	-	-	-	-	388,08	46,05	-	9,28	31.279,48	22.132,27	15.959,33	37.452,42
12	PT Bosowa Asuransi	2.379,16	548,93	21,76	-	-	-	314,72	-	-	43,49	1.580,76	232,26	422,86	1.390,16
13	PT Asuransi Bringin Sejahtera Artamakmur	82.522,60	5.075,68	12,96	-	-	-	10.185,54	-	-	1.770,55	69.044,90	21.596,13	16.652,28	73.988,75
14	PT Asuransi Buana Independent	1.521,81	213,37	5,21	-	-	45,91	334,50	-	-	15,46	948,70	209,53	477,00	681,23
15	PT Asuransi Umum Bumiputera Muda 1967	2.950,52	649,87	304,37	-	-	70,09	811,92	-	-	8,25	1.731,26	662,66	562,06	1.831,86
16	PT Asuransi Central Asia	526.562,42	83.540,66	9.984,75	3.095,86	47,43	3.874,82	189.451,28	54.031,25	154.675,93	114.671,34	168.787,86	90.719,13	61.582,74	197.924,25
17	PT Asuransi Umum BCA	3.352,54	493,00	-	-	-	-	3.393,15	-	-	1.010,15	476,54	43,52	31,07	488,99
18	PT Citra International Underwriters	5.243,61	2.475,96	-	-	-	-	-	-	-	-	2.767,65	400,88	86,01	3.082,52
19	PT Asuransi Dayin Mitra Tbk.	75.776,47	3.761,91	14,83	-	-	3,03	2.845,34	65.305,17	260,43	4.090,13	7.705,55	2.358,20	1.413,77	8.649,98
20	PT Asuransi Eka Lloyd Jaya	695,37	128,52	-	-	-	-	550,28	-	-	145,85	162,42	253,55	54,82	361,15
21	PT Asuransi Himalaya Pelindung	4.930,73	797,19	-	-	-	-	2.503,35	-	-	695,92	2.326,11	1.315,28	1.606,91	2.034,48
22	PT Asuransi Intra Asia	2.819,94	768,21	481,17	-	-	-	203,60	-	-	49,57	2.378,87	145,11	363,30	2.160,68
23	PT MNC Asuransi Indonesia	2.406,10	130,19	7,02	-	-	-	1.620,35	247,14	-	459,75	875,19	642,56	643,71	874,04
24	PT Asuransi Jasa Indonesia (Persero)	994.839,39	145.739,23	9.567,25	-	(2,60)	2.869,57	83.101,61	-	19.622,56	10.069,75	763.140,82	185.043,00	228.942,24	719.241,57
25	PT Asuransi Jasa Raharja Putera	15.350,93	3.187,72	419,24	-	-	114,40	9.687,28	-	42,96	2.320,80	5.058,63	1.366,45	3.097,41	3.327,67
26	PT Asuransi Jasa Tania Tbk.	17.237,02	3.549,09	336,73	-	-	11,07	549,67	-	-	86,42	13.550,34	4.143,51	5.065,60	12.628,26
27	PT Asuransi Kredit Indonesia (Persero)	689.779,14	29.664,41	439.737,15	-	-	118.359,23	1.426.488,25	-	-	60.167,62	-	(85.885,84)	43.552,82	-
28	PT Malacca Trust Wuwungan Insurance	1.063,39	234,05	(2,54)	-	-	-	552,62	-	-	167,14	441,32	335,15	512,69	263,78
29	PT Asuransi Umum Mega	13.578,49	1.494,12	0,16	-	-	0,07	4.664,56	(0,16)	-	1.303,09	8.723,17	981,22	1.123,68	8.580,71
30	PT Asuransi Mega Pratama	2.605,84	137,60	20,91	-	-	0,80	2.462,83	-	-	382,26	407,77	156,51	513,53	50,74
31	PT Asuransi Kresna Mitra Tbk.	1.345,84	54,33	0,61	-	-	-	59,52	8,06	-	9,57	1.234,12	434,75	862,12	806,75
32	PT Pan Pacific Insurance	82.330,81	24.373,13	50,66	-	-	-	37.947,32	-	-	4.043,12	24.104,15	17.957,82	7.634,11	34.427,86
33	PT Asuransi Purna Artanugraha	2.385,67	625,70	46,85	-	-	156,42	868,20	217,05	-	46,20	611,35	714,78	545,96	780,17
34	PT Asuransi Raksa Pratikara	121.615,36	9.598,06	-	-	-	-	89.246,61	25.707,01	-	33.650,01	30.713,69	13.319,86	13.574,01	30.459,54
35	PT Asuransi Rama Satria Wibawa	87,78	1,09	-	-	-	-	(10,24)	-	-	(7,01)	89,92	506,39	58,05	538,26
36	PT Asuransi Recapital*	-	-	-	-	-	-	-	-	-	-	-	-	-	-
37	PT Asuransi Reliance Indonesia	20.587,88	1.971,09	-	-	-	-	1.538,76	-	-	582,49	17.660,52	1.742,86	9.507,46	9.895,93
38	PT Sarana Lindung Upaya	3.100,45	342,13	-	-	-	-	729,28	-	-	241,95	2.270,99	(1,85)	23,23	2.245,91
39	PT Asuransi Sinar Mas	38.952,46	6.270,27	1.215,89	115,01	886,29	691,66	4.981,95	2.237,97	1.952,43	903,15	25.938,52	5.676,94	7.172,36	24.443,10
40	PT Asuransi Sumit Oto	-	-	-	-	-	-	-	-	-	-	-	-	-	-
41	PT Asuransi Staco Mandiri	6.853,72	1.461,40	4.476,71	-	-	1.046,47	4.095,10	-	-	1.407,86	6.135,32	415,99	1.516,78	5.034,53

NO *NO*	NAMA PERUSAHAAN *NAME OF COMPANY*	REASURANSI DAN KOMISI / *REINSURANCE AND COMMISSION*											CADANGAN PREMI *PREMIUM RESERVE*		
		INWARD					OUTWARD								
		POS LANGSUNG *DIRECT BUSINESS*	KOMISI *COMMISSION*	DALAM NEGERI *DOMESTIC*	ASEAN *ASEAN*	LAINNYA *OTHER*	KOMISI *COMMISSION*	DALAM NEGERI *DOMESTIC*	ASEAN *ASEAN*	LAINNYA *OTHER*	KOMISI *COMMISSION*	PREMI NETO *NET PREMIUM*	TAHUN LALU *PREVIOUS YEAR*	TAHUN BERJALAN *CURRENT YEAR*	PENDAPATAN PREMI *INCOME PREMIUM*
(1)	(2)	(3)	(4)	(5)	(6)	(7)	(8)	(9)	(10)	(11)	(12)	(13)	(14)	(15)	(16)
42	PT Asuransi Tri Pakarta	66.324,62	11.296,00	625,65	-	-	200,20	20.254,82	128,24	-	6.206,51	41.277,51	13.354,16	22.995,66	31.636,01
43	PT Asuransi Tugu Kresna Pratama	9.227,85	597,41	180,23	-	-	-	7.480,15	-	-	852,69	2.183,22	94,10	1.939,14	338,18
44	PT Tugu Pratama Indonesia	30.785,60	6.070,95	204,16	-	-	55,68	14.123,11	5.644,87	738,66	4.625,37	8.981,86	4.836,89	4.048,66	9.770,09
45	PT Victoria Insurance Tbk.	100,81	0,17	-	-	-	-	48,67	-	-	16,26	68,23	14,71	9,62	73,32
46	PT Asuransi Videi	4.578,94	1.158,47	3.134,26	-	-	790,96	969,01	-	-	305,78	5.100,54	514,44	265,93	5.349,05
47	PT Asuransi Wahana Tata	54.248,65	5.590,24	158,07	-	765,29	205,26	39.087,74	960,31	4.215,95	5.075,85	10.188,35	1.472,02	993,56	10.666,82
48	PT Asuransi Mitra Pelindung Mustika	710,92	(125,50)	-	-	-	-	797,86	76,51	-	90,91	52,95	285,47	187,85	150,57
49	PT Asuransi Cakrawala Proteksi Indonesia	299.848,20	1.179,67	-	-	-	-	290.115,25	8.789,44	-	6.880,08	6.643,92	99,15	612,31	6.130,77
50	PT Asuransi Simas Net	672,89	1,28	-	-	-	-	53,10	-	-	-	618,52	3,61	11,44	610,69
51	PT Asuransi ASEI Indonesia	703,82	232,39	1.150,65	-	-	-	1.030,54	-	-	104,46	696,01	491,65	5.734,35	(4.546,69)
52	PT Bess Central Insurance	1.969,92	469,17	-	-	-	-	790,95	-	-	290,50	1.000,30	97,75	143,47	954,58
	JUMLAH / SUBTOTAL	**3.468.692,04**	**434.503,35**	**478.387,59**	**3.210,87**	**1.696,41**	**130.787,81**	**2.307.955,83**	**172.273,01**	**184.080,77**	**273.097,93**	**1.380.312,04**	**333.270,50**	**498.282,13**	**1.344.739,07**
	PERUSAHAAN ASURANSI UMUM PATUNGAN *JOINT VENTURE NON LIFE INSURANCE COMPANIES*														
1	PT CHUBB General Insurance Indonesia	-	-	-	-	-	-	-	-	-	-	-	-	-	-
2	PT Asuransi Allianz Utama Indonesia	174.711,22	40.219,08	315.496,10	-	-	123.007,82	8.923,25	20.593,12	79.961,06	37.261,90	254.764,89	91.545,20	77.361,67	268.948,42
3	PT Asuransi AXA Indonesia	1.036,24	204,16	-	-	-	-	39,75	23,64	33,86	3,46	738,30	6,40	331,28	413,41
4	PT AIG Insurance Indonesia	4.911,33	2.758,17	-	-	-	-	115,82	-	(33,63)	160,96	2.231,93	1.797,52	2.973,57	1.055,88
5	PT China Taiping Insurance Indonesia	10.781,06	364,24	11,58	-	-	3,10	1.885,45	335,90	6.329,29	951,41	2.826,08	805,49	1.006,51	2.625,05
6	PT Meritz Korindo Insurance	301,06	51,13	-	-	-	-	86,17	-	-	22,03	185,79	56,73	55,29	187,23
7	PT KSK Insurance Indonesia	362,12	86,63	-	-	-	-	121,30	2,38	-	43,18	194,97	164,27	98,88	260,37
8	PT Kookmin Best Insurance Indonesia	1.089,89	35,55	(1,08)	-	-	(0,30)	778,56	-	-	226,32	501,31	169,58	210,44	460,45
9	PT Mandiri AXA General Insurance	24.952,13	8.055,16	-	-	-	-	5.366,82	-	6.358,93	5.101,67	10.272,89	4.864,67	10.570,08	4.567,48
10	PT Asuransi MSIG Indonesia	14.534,33	597,73	0,18	-	-	22,41	5.561,81	2,52	2.883,08	2.507,51	7.974,47	4.771,39	5.300,56	7.445,30
11	PT Sompo Insurance Indonesia	14.919,30	1.698,72	(15,54)	-	-	-	1.749,86	-	2.913,83	1.549,96	10.091,30	4.450,79	5.621,49	8.920,60
12	PT QBE General Insurance Indonesia	4.826,11	1.007,05	-	-	-	-	441,84	-	(46,53)	-	3.423,75	2.801,05	2.283,51	3.941,29
13	PT Asuransi Samsung Tugu	5.373,04	22,53	329,64	-	-	82,17	3.003,58	207,61	87,28	694,82	2.994,33	129,04	2.003,14	1.120,23
14	PT Asuransi Tokio Marine Indonesia	30.819,27	2.870,80	-	-	-	-	22.570,85	2.280,78	-	2.462,12	5.558,96	4.243,24	3.107,69	6.694,51
15	PT Zurich Insurance Indonesia	11.310,87	304,02	-	-	-	-	2.735,49	-	8.393,29	1.523,35	1.401,42	826,06	669,23	1.558,25
16	PT Asuransi Bina Dana Arta Tbk.	1.626,23	27,01	0,47	-	-	-	998,89	-	-	177,95	778,75	207,56	151,91	834,40
17	PT Asuransi FPG Indonesia	86.565,56	1.503,64	19,48	-	-	-	22.163,08	-	61.965,56	2.617,35	3.570,11	13.008,82	3.373,11	13.205,81
18	PT Lippo General Insurance Tbk.	16.955,44	1.147,65	1,95	-	-	-	2.870,89	8.854,13	-	1.617,47	5.702,19	2.183,20	3.362,14	4.523,25
19	PT Asuransi Parolamas	1.051,57	253,96	-	-	-	-	820,52	-	-	230,36	207,45	78,61	63,05	223,02
20	PT Asuransi Ramayana Tbk.	3.291,08	415,73	-	-	-	-	1.175,81	-	-	269,88	1.969,42	65,72	28,84	2.006,29
21	PT Asuransi Harta Aman Pratama Tbk.	6.202,79	3.013,74	-	-	-	-	2.008,53	-	-	707,46	1.887,98	227,78	1.522,01	593,75
22	PT Asuransi Multi Artha Guna Tbk.	17.196,77	1.030,34	4,10	-	-	-	6.113,99	2.403,13	580,47	2.576,33	9.649,27	3.002,64	506,76	12.145,15
	JUMLAH / SUBTOTAL	**432.817,42**	**65.667,05**	**315.846,88**	**-**	**-**	**123.115,20**	**89.532,26**	**34.703,20**	**169.426,49**	**60.705,47**	**326.925,57**	**135.405,75**	**120.601,17**	**341.730,15**
	PERUSAHAAN REASURANSI *REINSURANCE COMPANIES*														
1	PT Reasuransi Indonesia Utama	-	-	556.672,84	47,94	465,17	183.644,64	0,41	30.426,29	18.811,67	12.833,37	337.136,33	152.858,26	171.026,40	318.968,19
2	PT Maskapai Reasuransi Indonesia	-	-	14.396,53	-	-	4.116,44	-	4.701,80	-	514,52	6.092,81	1.826,44	1.011,69	6.907,56
3	PT Reasuransi Nasional Indonesia	-	-	791.831,65	31.924,35	-	220.474,00	18.596,95	105.258,05	-	22.434,00	501.861,00	268.241,00	323.352,00	446.750,00
4	PT Tugu Reasuransi Indonesia	-	-	495.559,50	9.047,63	1.383,07	101.820,52	47.490,46	113.362,39	4.680,94	14.883,76	253.519,66	101.690,33	120.677,06	234.532,93
5	PT Reasuransi Maipark Indonesia	-	-	-	-	-	-	-	-	-	-	-	-	-	-
6	PT Reasuransi Nusantara Makmur	-	-	42,87	-	-	0,99	-	-	-	-	41,88	-	5,00	36,87
	JUMLAH / SUBTOTAL	**-**	**-**	**1.858.503,40**	**41.019,93**	**1.848,24**	**510.056,60**	**66.087,81**	**253.748,52**	**23.492,61**	**50.665,65**	**1.098.651,68**	**524.616,03**	**616.072,15**	**1.007.195,56**
	JUMLAH SELURUHNYA / GRAND TOTAL	**3.901.509,45**	**500.170,40**	**2.652.737,87**	**44.230,80**	**3.544,65**	**763.959,61**	**2.463.575,90**	**460.724,74**	**376.999,87**	**384.469,06**	**2.805.889,28**	**993.292,29**	**1.234.955,45**	**2.693.664,77**

Keterangan / *Notes* :

*) Tidak Menyampaikan Laporan / *Have Not Submitted Annual Report*

USAHA ASURANSI UMUM & REASURANSI

NON LIFE INSURANCE & REINSURANCE BUSINESS

TABEL: 2.12/TABLE: 2.12

KLAIM USAHA ASURANSI UMUM DAN REASURANSI TAHUN 2017

CLAIMS OF NON LIFE INSURANCE AND REINSURANCE BUSINESS IN 2017

Lini Usaha : Seluruh Cabang

Line of Business : All Branch

Dalam Jutaan Rupiah / *In Million Rupiah*

NO *NO*	NAMA PERUSAHAAN *NAME OF COMPANY*	POS LANGSUNG *DIRECT BUSINESS*	REASURANSI / *REINSURANCE*						CADANGAN KLAIM *CLAIM RESERVE*		
			INWARD			*OUTWARD*					
			DALAM NEGERI *DOMESTIC*	LUAR NEGERI *ABROAD*		DALAM NEGERI *DOMESTIC*	LUAR NEGERI *ABROAD*		KLAIM NETTO *NET CLAIM*	TAHUN LALU *PREVIOUS YEAR*	TAHUN BERJALAN *CURRENT YEAR*	BEBAN KLAIM *CLAIMS INCURED*
				ASEAN *ASEAN*	LAINNYA *OTHERS*		ASEAN *ASEAN*	LAINNYA *OTHERS*				
(1)	(2)	(3)	(4)	(5)	(6)	(7)	(8)	(9)	(10)	(11)	(12)	(13)
	PERUSAHAAN ASURANSI UMUM NASIONAL											
	NATIONAL NON LIFE INSURANCE COMPANIES											
1	PT Asuransi Adira Dinamika	1.139.666,84	-	-	-	222.811,59	90.224,93	-	826.630,32	(260.091,55)	(257.307,69)	829.414,17
2	PT Asuransi Artarindo	25.922,27	2,43	-	-	1.390,06	-	-	24.534,64	3.808,17	3.527,34	24.253,81
3	PT Arthagraha General Insurance	102.911,29	894,63	-	-	38.991,81	8.254,52	7.794,07	48.765,52	(17.566,07)	(14.616,82)	51.714,77
4	PT Asuransi Asoka Mas	372.682,43	-	-	-	233.979,15	29.201,70	322,65	109.178,93	15.642,13	12.779,49	106.316,29
5	PT Asuransi Astra Buana	2.217.820,49	16.419,32	-	-	143.289,83	185.673,09	4.069,23	1.901.207,65	1.081.167,72	1.268.850,25	2.088.890,19
6	PT Avrist General Insurance	46.732,53	44,71	-	-	18.437,43	836,59	22,88	27.480,34	7.477,65	18.482,86	38.485,56
7	PT Asuransi Bangun Askrida	1.296.432,83	7.880,12	-	-	245.381,93	-	-	1.058.931,02	(95.337,78)	(99.105,41)	1.055.163,40
8	PT Berdikari Insurance	41.214,95	-	-	-	33.274,11	-	-	7.940,84	(17.395,62)	(33.550,03)	(8.213,57)
9	PT Asuransi Bhakti Bhayangkara	15.514,27	7.516,89	-	-	8.942,01	49,49	-	14.039,66	(9.064,76)	(8.039,46)	15.064,96
10	PT Asuransi Binagriya Upakara	27.261,80	1.988,32	-	-	14.672,50	-	-	14.577,62	10.782,74	7.424,17	11.219,05
11	PT Asuransi Bintang Tbk.	70.798,50	55,38	-	-	11.825,36	13.164,43	-	45.864,08	35.164,76	39.680,49	50.379,81
12	PT Bosowa Asuransi	74.188,97	-	-	-	51.515,62	-	-	22.673,35	(31.053,03)	(28.031,04)	25.695,34
13	PT Asuransi Bringin Sejahtera Artamakmur	309.061,97	-	-	-	206.907,87	-	-	102.154,10	(53.601,64)	(59.983,86)	95.771,88
14	PT Asuransi Buana Independent	113.101,51	742,97	59,68	-	45.958,54	3.562,37	-	64.383,25	(24.637,85)	(26.611,35)	62.409,75
15	PT Asuransi Umum Bumiputera Muda 1967	134.657,16	32.485,73	-	-	48.980,40	-	-	118.162,49	(52.447,74)	(33.821,40)	136.788,84
16	PT Asuransi Central Asia	1.525.882,53	1.741,27	2.280,41	242,44	514.239,81	102.640,17	127.058,85	786.207,82	382.896,39	345.741,96	749.053,39
17	PT Asuransi Umum BCA	267.964,28	16,85	-	-	24.186,44	2.247,99	(0,90)	241.547,60	(94.085,93)	(40.869,90)	294.763,63
18	PT Citra International Underwriters	114.553,11	-	-	-	873,22	1.111,89	95.827,79	16.740,21	2.276,78	380,02	14.843,45
19	PT Asuransi Dayin Mitra Tbk.	121.717,84	1.143,28	-	-	23.978,38	46.001,17	6.752,47	46.129,10	47.643,76	40.543,43	39.028,77
20	PT Asuransi Eka Lloyd Jaya	21.103,27	-	-	-	4.472,61	-	-	16.630,66	4.198,58	3.246,61	15.678,69
21	PT Asuransi Himalaya Pelindung	32.351,02	665,48	-	-	6.090,86	1.375,87	-	25.549,77	6.167,69	3.555,07	22.937,15
22	PT Asuransi Intra Asia	29.771,41	561,92	-	-	9.551,33	-	-	20.782,00	2.368,93	4.693,11	23.106,17
23	PT MNC Asuransi Indonesia	107.120,29	-	-	-	26.399,42	25.318,77	-	55.402,10	(20.628,24)	(5.427,42)	70.602,92
24	PT Asuransi Jasa Indonesia (Persero)	2.617.069,75	768.813,34	-	11.810,30	675.474,11	-	1.561.532,83	1.160.686,44	(506.547,00)	(534.348,00)	1.132.885,44
25	PT Asuransi Jasa Raharja Putera	340.344,08	13.054,48	-	143,68	173.931,79	(145,75)	13,15	179.743,04	35.136,71	27.321,23	171.927,57
26	PT Asuransi Jasa Tania Tbk.	86.499,47	26.739,32	-	-	40.642,18	-	-	72.596,61	(56.274,74)	(62.511,69)	66.359,66
27	PT Asuransi Kredit Indonesia (Persero)	1.505.866,32	49.326,11	-	-	386.805,81	-	-	-	202.095,55	444.013,97	-
28	PT Malacca Trust Wuwungan Insurance	113.216,15	2.501,16	-	-	66.099,61	-	-	49.617,70	14.538,98	10.697,79	45.776,51
29	PT Asuransi Umum Mega	308.370,87	317,27	-	-	83.819,14	28.051,72	-	196.817,28	(42.640,38)	(47.088,22)	192.369,44
30	PT Asuransi Mega Pratama	13.860,40	1.267,80	-	-	6.190,70	-	-	8.937,49	36.713,52	34.651,48	6.875,45
31	PT Asuransi Kresna Mitra Tbk.	155.924,79	43,81	-	-	73.991,00	5.745,39	-	76.232,22	41.423,88	29.026,54	63.834,87
32	PT Pan Pacific Insurance	391.183,11	-	-	-	68.530,34	-	-	322.652,77	(35.906,91)	(38.408,26)	320.151,43
33	PT Asuransi Purna Artanugraha	110.446,35	27.611,58	-	-	60.440,75	9.283,57	-	68.333,61	26.913,65	37.981,20	79.401,16
34	PT Asuransi Raksa Pratikara	463.139,65	-	-	-	170.705,34	22.568,03	-	269.866,28	(89.600,50)	(80.957,39)	278.509,38
35	PT Asuransi Rama Satria Wibawa	94.019,89	1.542,65	10,97	-	16.162,65	53.053,51	1.113,27	25.244,09	(19.449,71)	(24.431,51)	20.262,29
36	PT Asuransi Recapital*	-	-	-	-	-	-	-	-	-	-	-
37	PT Asuransi Reliance Indonesia	270.021,89	-	-	-	113.451,78	-	-	156.570,11	4.565,30	(6.403,36)	145.601,45
38	PT Sarana Lindung Upaya	23.878,12	218,13	-	-	4.210,77	-	-	19.885,47	(13.840,57)	(10.542,44)	23.183,60
39	PT Asuransi Sinar Mas	1.402.683,46	19.895,05	2.055,13	1.374,38	162.846,20	18.132,29	37.736,13	1.207.293,41	248.711,56	236.532,77	1.195.114,62
40	PT Asuransi Sumit Oto	126.932,12	-	-	-	62,35	-	-	126.869,77	(27.057,65)	(27.018,32)	126.909,10
41	PT Asuransi Staco Mandiri	13.482,75	4.857,18	-	-	4.224,73	-	-	14.115,20	2.767,57	3.765,50	15.113,13

NO *NO*	NAMA PERUSAHAAN *NAME OF COMPANY*	REASURANSI / *REINSURANCE*								CADANGAN KLAIM *CLAIM RESERVE*		
		POS LANGSUNG *DIRECT BUSINESS*	INWARD			OUTWARD			KLAIM NETTO *NET CLAIM*	TAHUN LALU *PREVIOUS YEAR*	TAHUN BERJALAN *CURRENT YEAR*	BEBAN KLAIM *CLAIMS INCURED*
			DALAM NEGERI *DOMESTIC*	LUAR NEGERI *ABROAD*		DALAM NEGERI *DOMESTIC*	LUAR NEGERI *ABROAD*					
				ASEAN *ASEAN*	LAINNYA *OTHERS*		ASEAN *ASEAN*	LAINNYA *OTHERS*				
(1)	(2)	(3)	(4)	(5)	(6)	(7)	(8)	(9)	(10)	(11)	(12)	(13)
42	PT Asuransi Tri Pakarta	167.191,00	20.465,92	242,94	-	29.854,25	35.509,60	3.921,73	118.614,28	85.558,37	86.836,90	119.892,81
43	PT Asuransi Tugu Kresna Pratama	76.969,26	16.937,90	-	-	68.978,42	10.811,63	-	14.117,11	7.420,89	8.190,60	14.886,82
44	PT Tugu Pratama Indonesia	533.457,71	8.724,10	92,20	41.166,09	176.791,86	141.714,08	80.019,57	184.914,60	(203.324,25)	(204.050,28)	184.188,57
45	PT Victoria Insurance Tbk.	19.743,71	-	-	-	5.024,24	-	11,96	14.707,51	(12.452,91)	(7.540,37)	19.620,05
46	PT Asuransi Videi	19.514,32	-	-	-	7.518,11	-	-	11.996,21	5.913,28	2.829,58	8.912,51
47	PT Asuransi Wahana Tata	802.785,03	6.227,72	-	733,44	274.306,18	66.695,25	7.789,17	460.955,59	224.443,37	267.654,45	504.166,67
48	PT Asuransi Mitra Pelindung Mustika	192.876,81	707,88	-	-	99.100,41	37.494,39	-	56.989,89	23.146,62	38.854,71	72.697,99
49	PT Asuransi Cakrawala Proteksi Indonesia	168.682,75	-	-	-	47.731,05	20.992,27	-	99.959,43	15.890,39	26.100,48	110.169,52
50	PT Asuransi Simas Net	5.707,99	-	-	-	-	-	-	5.707,99	3.982,66	3.804,22	5.529,55
51	PT Asuransi ASEI Indonesia	315.048,67	-	-	-	126.912,42	-	-	188.136,26	(306.931,73)	(339.882,13)	155.185,85
52	PT Bess Central Insurance	137.764,48	-	-	-	19.889,84	1.196,64	36.586,12	80.091,88	16.953,84	27.490,13	90.628,17
	JUMLAH / SUB TOTAL	**18.685.112,47**	**1.041.410,71**	**4.741,32**	**55.470,33**	**4.899.846,29**	**960.765,60**	**1.970.570,98**	**10.787.165,34**	**605.834,88**	**1.044.110,01**	**10.983.522,05**
	PERUSAHAAN ASURANSI UMUM PATUNGAN *JOINT VENTURE NON LIFE INSURANCE COMPANIES*											
1	PT CHUBB General Insurance Indonesia	410.529,27	111.161,57	19.240,80	-	31.596,81	33.269,67	36.750,32	439.314,85	215.642,00	295.875,31	519.548,16
2	PT Asuransi Allianz Utama Indonesia	251.622,20	252.809,13	233,07	85.072,45	41.110,85	93.402,84	103.851,35	351.371,81	217.868,30	179.238,80	312.742,31
3	PT Asuransi AXA Indonesia	357.830,72	15.415,45	-	847,90	105.866,61	13.770,58	100.815,34	153.641,54	134.593,86	141.735,80	160.783,49
4	PT AIG Insurance Indonesia	195.825,02	13.850,42	-	3.759,71	22.620,45	-	114.013,45	76.801,25	(102.507,83)	(83.739,24)	95.569,84
5	PT China Taiping Insurance Indonesia	68.405,13	-	-	-	26.353,95	4.227,83	22.898,65	14.924,70	15.832,72	23.829,96	22.921,93
6	PT Meritz Korindo Insurance	46.838,01	1.045,89	-	-	31.498,09	-	13.155,84	3.229,98	(4.439,56)	(3.957,70)	3.711,84
7	PT KSK Insurance Indonesia	70.113,24	-	-	-	4.236,62	20.370,54	7.903,69	37.602,39	(31.816,34)	(38.085,25)	31.333,48
8	PT Kookmin Best Insurance Indonesia	28.068,76	367,77	-	-	15.401,08	-	-	13.035,45	11.845,88	14.970,09	16.159,66
9	PT Mandiri AXA General Insurance	221.173,95	2.678,04	-	-	25.790,46	7.517,83	6.020,49	184.523,21	127.342,71	140.523,44	197.703,93
10	PT Asuransi MSIG Indonesia	362.757,80	12.845,09	27,83	2.197,55	42.091,21	15.438,90	131.739,58	188.558,58	171.620,04	158.112,04	175.050,58
11	PT Sompo Insurance Indonesia	409.563,87	-	-	-	33.270,07	12.561,77	111.943,55	251.788,48	97.627,00	120.685,32	274.846,81
12	PT QBE General Insurance Indonesia	390.767,06	-	-	-	177,43	135.729,71	256,69	254.603,23	(443.350,10)	(262.084,23)	435.869,10
13	PT Asuransi Samsung Tugu	122.584,16	(6.799,50)	790,22	4.139,24	80.445,65	(6.405,10)	11.506,12	35.167,45	46.708,21	40.917,37	29.376,61
14	PT Asuransi Tokio Marine Indonesia	649.237,31	14.370,21	-	183,96	74.831,39	69.828,95	222.995,44	296.135,70	180.151,31	167.894,45	283.878,83
15	PT Zurich Insurance Indonesia	109.597,37	10.781,48	-	-	4.266,04	-	18.142,95	97.969,87	90.736,29	66.662,88	73.896,45
16	PT Asuransi Bina Dana Arta Tbk.	672.529,17	17,80	-	-	7.260,16	54,27	12,27	665.220,27	196.514,79	210.335,53	679.041,01
17	PT Asuransi FPG Indonesia	508.130,95	-	-	-	248.702,92	11.322,66	148.428,89	99.676,48	46.223,56	51.571,00	105.023,91
18	PT Lippo General Insurance Tbk.	851.679,85	(173,66)	-	-	86.258,65	55.538,42	-	709.709,12	(93.791,35)	(141.751,38)	661.749,09
19	PT Asuransi Parolamas	15.649,10	2.268,94	-	-	4.246,59	-	-	13.671,44	19.935,52	19.996,25	13.732,18
20	PT Asuransi Ramayana Tbk.	497.989,44	-	-	-	135.553,27	-	-	362.436,17	(94.607,08)	(92.074,30)	364.968,95
21	PT Asuransi Harta Aman Pratama Tbk.	142.522,72	-	-	-	30.320,23	-	-	112.202,49	(16.870,41)	(29.298,03)	99.774,87
22	PT Asuransi Multi Artha Guna Tbk.	598.452,64	4.527,71	-	-	128.446,79	106.227,70	32.405,46	335.900,40	151.488,09	177.087,58	361.499,89
	JUMLAH / SUB TOTAL	**6.981.867,74**	**435.166,34**	**20.291,92**	**96.200,81**	**1.180.345,32**	**572.856,57**	**1.082.840,08**	**4.697.484,85**	**936.747,61**	**1.158.445,70**	**4.919.182,94**
	PERUSAHAAN REASURANSI *REINSURANCE COMPANIES*											
1	PT Reasuransi Indonesia Utama	-	2.317.847,24	2.965,58	39.430,56	157.005,75	61.934,17	55.673,88	2.085.629,56	672.181,69	897.727,06	2.311.174,93
2	PT Maskapai Reasuransi Indonesia	-	950.850,48	-	-	-	306.039,20	-	644.811,27	251.975,43	328.435,34	721.271,19
3	PT Reasuransi Nasional Indonesia	-	1.845.553,29	179.260,71	-	48.605,77	245.636,19	-	1.730.572,04	(720.274,15)	(674.435,19)	1.776.411,00
4	PT Tugu Reasuransi Indonesia	-	875.309,23	97.525,50	32.500,89	70.346,03	123.942,12	13.513,53	797.533,94	664.561,82	635.340,55	768.312,68
5	PT Reasuransi Maipark Indonesia	-	13.828,86	688,69	-	-	0,16	-	14.517,40	12.210,00	5.698,02	8.005,42
6	PT Reasuransi Nusantara Makmur											
	JUMLAH / SUB TOTAL	**-**	**6.003.389,10**	**280.440,47**	**71.931,45**	**275.957,55**	**737.551,85**	**69.187,41**	**5.273.064,21**	**880.654,78**	**1.192.765,78**	**5.585.175,22**
	JUMLAH SELURUHNYA / GRAND TOTAL	**25.666.980,21**	**7.479.966,15**	**305.473,72**	**223.602,59**	**6.356.149,16**	**2.271.174,02**	**3.122.598,47**	**20.757.714,40**	**2.423.237,27**	**3.395.321,50**	**21.487.880,21**

Keterangan / *Notes* :

*) Tidak Menyampaikan Laporan / *Have Not Submitted Annual Report*

USAHA ASURANSI UMUM & REASURANSI
NON LIFE INSURANCE & REINSURANCE BUSINESS

TABEL: 2.12.1/TABLE: 2.12.1
KLAIM USAHA ASURANSI UMUM DAN REASURANSI TAHUN 2017
CLAIMS OF NON LIFE INSURANCE AND REINSURANCE BUSINESS IN 2017
Lini Usaha : Harta Benda
Line of Business : Property

Dalam Jutaan Rupiah / *In Million Rupiah*

NO *NO*	NAMA PERUSAHAAN *NAME OF COMPANY*	POS LANGSUNG *DIRECT BUSINESS*	REASURANSI / *REINSURANCE*						KLAIM NETTO *NET CLAIM*	CADANGAN KLAIM *CLAIM RESERVE*		BEBAN KLAIM *CLAIMS INCURED*
			INWARD			*OUTWARD*						
			DALAM NEGERI *DOMESTIC*	LUAR NEGERI *ABROAD*		DALAM NEGERI *DOMESTIC*	LUAR NEGERI *ABROAD*			TAHUN LALU *PREVIOUS YEAR*	TAHUN BERJALAN *CURRENT YEAR*	
				ASEAN *ASEAN*	LAINNYA *OTHERS*		ASEAN *ASEAN*	LAINNYA *OTHERS*				
(1)	(2)	(3)	(4)	(5)	(6)	(7)	(8)	(9)	(10)	(11)	(12)	(13)
	PERUSAHAAN ASURANSI UMUM NASIONAL											
	NATIONAL NON LIFE INSURANCE COMPANIES											
1	PT Asuransi Adira Dinamika	144.525,06	-	-	-	46.634,87	54.745,29	-	43.144,89	(54.378,42)	(47.265,02)	50.258,29
2	PT Asuransi Artarindo	727,01	-	-	-	419,67	-	-	307,33	427,64	480,09	359,78
3	PT Arthagraha General Insurance	21.783,48	327,70	-	-	8.887,95	649,77	0,56	12.572,89	(8.280,55)	(2.623,64)	18.229,79
4	PT Asuransi Asoka Mas	172.737,08	-	-	-	146.582,29	1.251,08	256,03	24.647,67	8.175,84	4.932,27	21.404,10
5	PT Asuransi Astra Buana	209.690,73	15.471,24	-	-	39.085,83	150.470,62	692,97	34.912,55	56.540,12	51.236,64	29.609,07
6	PT Avrist General Insurance	14.180,45	22,87	-	-	9.176,92	802,16	-	4.224,24	1.980,87	8.190,48	10.433,86
7	PT Asuransi Bangun Askrida	27.012,29	1.615,31	-	-	10.854,73	-	-	17.772,86	(7.776,06)	(1.912,03)	23.636,89
8	PT Berdikari Insurance	3.082,64	-	-	-	-	-	-	3.082,64	(7.889,81)	(12.815,36)	(1.842,90)
9	PT Asuransi Bhakti Bhayangkara	10.585,61	321,55	-	-	8.033,76	49,49	-	2.823,91	(5.613,83)	(3.813,81)	4.623,93
10	PT Asuransi Binagriya Upakara	5.492,99	567,70	-	-	2.781,37	-	-	3.279,32	1.856,25	1.868,31	3.291,38
11	PT Asuransi Bintang Tbk.	34.357,44	55,38	-	-	10.605,44	10.944,14	-	12.863,24	13.403,06	16.753,66	16.213,84
12	PT Bosowa Asuransi	11.279,80	-	-	-	10.913,63	-	-	366,17	(3.648,00)	(3.864,00)	150,17
13	PT Asuransi Bringin Sejahtera Artamakmur	171.690,90	-	-	-	143.246,94	-	-	28.443,95	(19.652,71)	(18.396,83)	29.699,83
14	PT Asuransi Buana Independent	62.535,09	196,27	21,56	-	44.343,10	3.562,37	-	14.847,45	(10.487,26)	(13.752,86)	11.581,85
15	PT Asuransi Umum Bumiputera Muda 1967	9.705,38	25.496,01	-	-	10.274,03	-	-	24.927,37	(8.414,77)	(2.880,73)	30.461,41
16	PT Asuransi Central Asia	494.941,03	1.458,31	877,71	238,96	346.853,89	47.006,71	32.858,81	70.796,60	129.622,13	85.993,25	27.167,72
17	PT Asuransi Umum BCA	28.589,79	1,16	-	-	19.349,57	2.214,23	(0,90)	7.028,05	(14.898,22)	(4.726,96)	17.199,31
18	PT Citra International Underwriters	-	-	-	-	-	-	-	-	-	-	-
19	PT Asuransi Dayin Mitra Tbk.	68.653,56	1.032,18	-	-	16.401,23	24.823,84	3.566,08	24.894,59	24.838,32	18.483,02	18.539,29
20	PT Asuransi Eka Lloyd Jaya	3.800,76	-	-	-	2.084,55	-	-	1.716,21	1.893,78	570,31	392,74
21	PT Asuransi Himalaya Pelindung	11.640,82	50,85	-	-	4.453,20	1.235,87	-	6.002,60	403,90	1.556,62	7.155,32
22	PT Asuransi Intra Asia	437,58	-	-	-	66,51	-	-	371,07	403,28	631,37	599,16
23	PT MNC Asuransi Indonesia	35.168,19	-	-	-	14.707,61	14.739,63	-	5.720,95	(3.986,22)	2.442,93	12.150,10
24	PT Asuransi Jasa Indonesia (Persero)	491.338,45	383.735,55	-	8.769,74	369.408,25	-	233.220,66	281.214,83	(180.477,00)	(172.106,00)	289.585,83
25	PT Asuransi Jasa Raharja Putera	23.401,92	3.234,73	-	84,63	13.001,55	-	-	13.719,72	5.391,96	2.990,63	11.318,40
26	PT Asuransi Jasa Tania Tbk.	42.625,39	10.594,69	-	-	28.740,83	-	-	24.479,25	(17.270,77)	(29.735,21)	12.014,81
27	PT Asuransi Kredit Indonesia (Persero)	-	-	-	-	-	-	-	-	-	-	-
28	PT Malacca Trust Wuwungan Insurance	22.030,30	14,58	-	-	15.222,39	-	-	6.822,49	5.854,54	2.815,83	3.783,78
29	PT Asuransi Umum Mega	99.720,52	313,53	-	-	64.596,24	25.647,55	-	9.790,27	(10.199,74)	(13.130,06)	6.859,96
30	PT Asuransi Mega Pratama	2.209,96	154,42	-	-	2.316,96	-	-	47,42	3.240,54	3.357,74	164,62
31	PT Asuransi Kresna Mitra Tbk.	43.816,37	43,21	-	-	32.390,09	2.368,95	-	9.100,54	5.793,33	3.000,77	6.307,98
32	PT Pan Pacific Insurance	16.475,38	-	-	-	15.519,11	-	-	956,26	(1.165,46)	(852,53)	1.269,20
33	PT Asuransi Purna Artanugraha	16.694,74	4.173,69	-	-	4.722,99	1.180,75	-	14.964,69	5.265,97	5.643,30	15.342,02
34	PT Asuransi Raksa Pratikara	18.341,08	-	-	-	10.155,16	1.778,12	-	6.407,80	(2.989,43)	(1.686,30)	7.710,93
35	PT Asuransi Rama Satria Wibawa	49.201,51	1.425,14	10,97	-	12.641,62	27.708,46	715,89	9.571,66	(9.326,72)	(12.453,31)	6.445,07
36	PT Asuransi Recapital								-	-		-
37	PT Asuransi Reliance Indonesia	11.685,62	-	-	-	7.412,67	-	-	4.272,95	8.589,63	2.822,75	(1.493,94)
38	PT Sarana Lindung Upaya	317,62	35,52	-	-	79,86	-	-	273,27	(240,84)	(526,51)	(12,39)
39	PT Asuransi Sinar Mas	169.089,59	14.403,15	2.041,11	1.253,96	122.350,22	3.353,20	2.120,63	58.963,74	58.689,62	54.172,75	54.446,87
40	PT Asuransi Sumit Oto	-	-	-	-	-	-	-	-	-	-	-
41	PT Asuransi Staco Mandiri	5.215,00	619,00	-	-	2.488,00	-	-	3.346,00	599,55	1.221,07	3.967,52

NO *NO*	NAMA PERUSAHAAN *NAME OF COMPANY*	REASURANSI / *REINSURANCE*								CADANGAN KLAIM *CLAIM RESERVE*		
		POS LANGSUNG *DIRECT BUSINESS*	*INWARD*			*OUTWARD*			KLAIM NETTO *NET CLAIM*	TAHUN LALU *PREVIOUS YEAR*	TAHUN BERJALAN *CURRENT YEAR*	BEBAN KLAIM *CLAIMS INCURED*
			DALAM NEGERI *DOMESTIC*	LUAR NEGERI *ABROAD*		DALAM NEGERI *DOMESTIC*	LUAR NEGERI *ABROAD*					
				ASEAN *ASEAN*	LAINNYA *OTHERS*		ASEAN *ASEAN*	LAINNYA *OTHERS*				
(1)	(2)	(3)	(4)	(5)	(6)	(7)	(8)	(9)	(10)	(11)	(12)	(13)
42	PT Asuransi Tri Pakarta	84.280,00	1.558,82	242,94	-	-	36.924,82	3.921,73	45.235,21	40.622,67	25.201,38	29.813,92
43	PT Asuransi Tugu Kresna Pratama	40.045,37	14.780,85	-	-	49.523,09	16,94	-	5.286,20	3.067,90	4.449,54	6.667,84
44	PT Tugu Pratama Indonesia	44.472,85	-	-	-	19.805,18	17.621,75	3.021,54	4.024,38	(7.960,29)	(6.663,07)	5.321,60
45	PT Victoria Insurance Tbk.	6.953,85	-	-	-	4.463,72	-	11,96	2.478,17	(8.201,51)	(2.678,00)	8.001,68
46	PT Asuransi Videi	1.143,17	-	-	-	168,40	-	-	974,77	140,05	257,77	1.092,49
47	PT Asuransi Wahana Tata	189.362,99	5.175,23	-	-	59.997,27	23.750,81	8,52	110.781,64	111.453,12	94.550,80	93.879,32
48	PT Asuransi Mitra Pelindung Mustika	66.199,31	591,73	-	-	38.521,63	16.396,29	-	11.873,12	6.351,70	7.645,09	13.166,51
49	PT Asuransi Cakrawala Proteksi Indonesia	45.135,82	-	-	-	41.628,43	2.502,20	-	1.005,19	1.162,40	1.543,63	1.386,43
50	PT Asuransi Simas Net	25,13	-	-	-	-	-	-	25,13	311,92	259,71	(27,07)
51	PT Asuransi ASEI Indonesia	199.808,24	-	-	-	65.945,40	-	-	133.862,84	(202.066,66)	(219.104,37)	116.825,12
52	PT Bess Central Insurance	12.181,89	-	-	-	7.045,08	28,66	159,82	4.948,33	3.112,18	3.429,14	5.265,29
	JUMLAH / *SUB TOTAL*	**3.244.389,76**	**487.470,35**	**3.194,29**	**10.347,29**	**1.883.901,24**	**471.773,69**	**280.554,32**	**1.109.172,43**	**(85.732,00)**	**(164.485,73)**	**1.030.418,70**
	PERUSAHAAN ASURANSI UMUM PATUNGAN *JOINT VENTURE NON LIFE INSURANCE COMPANIES*											
1	PT CHUBB General Insurance Indonesia	115.952,44	95.064,68	6.436,69	-	15.896,81	33.121,61	25.181,93	143.253,46	104.041,00	183.178,66	222.391,13
2	PT Asuransi Allianz Utama Indonesia	34.952,35	35.537,16	233,07	-	8.910,67	33.164,54	-	28.647,37	77.662,19	59.908,41	10.893,59
3	PT Asuransi AXA Indonesia	30.322,77	12.263,88	-	847,90	11.818,90	273,31	14.756,04	16.586,30	41.623,17	53.566,92	28.530,06
4	PT AIG Insurance Indonesia	53.844,02	14.706,84	-	-	9.952,33	-	35.040,30	23.558,24	(41.891,44)	(34.095,31)	31.354,36
5	PT China Taiping Insurance Indonesia	46.117,71	-	-	-	19.471,86	4.062,17	17.099,78	5.483,90	7.517,37	13.950,85	11.917,38
6	PT Meritz Korindo Insurance	42.656,77	1.045,89	-	-	28.937,50	-	13.155,84	1.609,32	(1.582,44)	(3.101,52)	90,24
7	PT KSK Insurance Indonesia	5.458,84	-	-	-	1.063,71	6.309,68	3,91	(1.918,45)	(6.672,18)	(6.915,12)	(2.161,40)
8	PT Kookmin Best Insurance Indonesia	16.645,75	126,76	-	-	13.389,37	-	-	3.383,14	5.187,92	10.570,96	8.766,18
9	PT Mandiri AXA General Insurance	61.573,18	2.424,68	-	-	13.688,36	5.588,98	5.757,28	38.963,24	40.748,05	53.353,30	51.568,49
10	PT Asuransi MSIG Indonesia	171.789,97	7.884,23	11,30	2.197,55	28.170,58	11.223,21	110.113,15	32.376,10	50.102,29	51.777,90	34.051,71
11	PT Sompo Insurance Indonesia	192.149,58	-	-	-	25.348,33	7.522,24	91.166,30	68.112,70	31.336,00	10.537,29	47.313,99
12	PT QBE General Insurance Indonesia	69.281,99	-	-	-	25,10	25.272,29	(570,37)	44.554,97	(75.574,72)	(22.713,51)	97.416,18
13	PT Asuransi Samsung Tugu	79.435,99	(9.134,11)	745,16	3.039,28	72.966,11	(6.894,54)	4.191,47	3.823,28	24.795,79	17.494,68	(3.477,83)
14	PT Asuransi Tokio Marine Indonesia	360.539,05	11.476,09	-	-	68.119,51	65.696,37	219.756,26	18.443,01	29.592,38	39.765,68	28.616,30
15	PT Zurich Insurance Indonesia	16.189,80	5.111,29	-	-	673,84	-	691,38	19.935,88	44.338,19	17.981,42	(6.420,89)
16	PT Asuransi Bina Dana Arta Tbk.	13.120,54	6,92	-	-	3.224,88	54,27	12,27	9.836,04	9.059,15	5.455,95	6.232,84
17	PT Asuransi FPG Indonesia	111.322,27	-	-	-	83.667,44	2.891,07	14.744,99	10.018,76	11.284,42	14.500,68	13.235,02
18	PT Lippo General Insurance Tbk.	149.747,51	(98,37)	-	-	46.678,54	46.384,42	-	56.586,17	(44.073,85)	(58.305,17)	42.354,86
19	PT Asuransi Parolamas	4.310,71	1.133,64	-	-	1.276,50	-	-	4.167,86	4.824,52	3.228,36	2.571,69
20	PT Asuransi Ramayana Tbk.	78.589,19	-	-	-	52.314,08	-	-	26.275,11	(15.224,59)	(24.310,12)	17.189,58
21	PT Asuransi Harta Aman Pratama Tbk.	63.401,76	-	-	-	23.709,11	-	-	39.692,65	(5.669,47)	(4.582,14)	40.779,98
22	PT Asuransi Multi Artha Guna Tbk.	161.088,06	2.955,92	-	-	47.938,87	59.897,44	17.382,78	38.824,89	43.397,92	38.875,21	34.302,18
	JUMLAH / *SUB TOTAL*	**1.878.490,25**	**180.505,51**	**7.426,22**	**6.084,73**	**577.242,39**	**294.567,07**	**568.483,30**	**632.213,95**	**334.821,66**	**420.123,37**	**717.515,66**
	PERUSAHAAN REASURANSI *REINSURANCE COMPANIES*											
1	PT Reasuransi Indonesia Utama	-	508.950,53	2.963,57	25.127,51	3.299,36	36.319,27	35.631,20	461.791,78	367.070,24	475.871,87	570.593,41
2	PT Maskapai Reasuransi Indonesia	-	123.515,67	-	-	-	28.616,40	-	94.899,27	146.154,59	182.972,69	131.717,38
3	PT Reasuransi Nasional Indonesia	-	382.639,11	98.769,89	-	41.408,15	76.418,94	-	363.581,91	(350.889,15)	(266.331,00)	448.140,06
4	PT Tugu Reasuransi Indonesia	-	320.997,26	67.853,96	17.036,56	3.456,33	60.253,92	4.717,61	337.459,92	369.168,38	321.844,83	290.136,38
5	PT Reasuransi Maipark Indonesia	-	13.828,86	688,69	-	-	0,16	-	14.517,40	12.210,00	5.698,02	8.005,42
6	PT Reasuransi Nusantara Makmur	-	-	-	-	-	-	-	-	-	54,20	54,20
	JUMLAH / *SUB TOTAL*	**-**	**1.349.931,44**	**170.276,11**	**42.164,07**	**48.163,84**	**201.608,70**	**40.348,80**	**1.272.250,28**	**543.714,05**	**720.110,61**	**1.448.646,83**
	JUMLAH SELURUHNYA / *GRAND TOTAL*	**5.122.880,00**	**2.017.907,31**	**180.896,62**	**58.596,09**	**2.509.307,47**	**967.949,46**	**889.386,43**	**3.013.636,66**	**792.803,71**	**975.748,25**	**3.196.581,19**

Keterangan / *Notes* :
*) Tidak Menyampaikan Laporan / *Have Not Submitted Annual Report*

USAHA ASURANSI UMUM & REASURANSI
NON LIFE INSURANCE & REINSURANCE BUSINESS

TABEL: 2.12.2/TABLE: 2.12.2
KLAIM USAHA ASURANSI UMUM DAN REASURANSI TAHUN 2017
CLAIMS OF NON LIFE INSURANCE AND REINSURANCE BUSINESS IN 2017
Lini Usaha : Kendaraan Bermotor
Line of Business : Motor Vehicle

Dalam Jutaan Rupiah / *In Million Rupiah*

NO *NO*	NAMA PERUSAHAAN *NAME OF COMPANY*	POS LANGSUNG *DIRECT BUSINESS*	REASURANSI / *REINSURANCE*						KLAIM NETTO *NET CLAIM*	CADANGAN KLAIM *CLAIM RESERVE*		BEBAN KLAIM *CLAIMS INCURED*
			INWARD			*OUTWARD*						
			DALAM NEGERI *DOMESTIC*	LUAR NEGERI *ABROAD*		DALAM NEGERI *DOMESTIC*	LUAR NEGERI *ABROAD*			TAHUN LALU *PREVIOUS YEAR*	TAHUN BERJALAN *CURRENT YEAR*	
				ASEAN *ASEAN*	LAINNYA *OTHERS*		ASEAN *ASEAN*	LAINNYA *OTHERS*				
(1)	(2)	(3)	(4)	(5)	(6)	(7)	(8)	(9)	(10)	(11)	(12)	(13)
	PERUSAHAAN ASURANSI UMUM NASIONAL *NATIONAL NON LIFE INSURANCE COMPANIES*											
1	PT Asuransi Adira Dinamika	486.882,47	-	-	-	24.125,91	-	-	462.756,56	(103.276,89)	(120.784,22)	445.249,23
2	PT Asuransi Artarindo	24.065,63	-	-	-	114,83	-	-	23.950,80	2.815,34	2.700,93	23.836,39
3	PT Arthagraha General Insurance	16.396,39	26,79	-	-	323,90	-	-	16.099,28	(37,79)	(263,59)	15.873,48
4	PT Asuransi Asoka Mas	73.336,08	-	-	-	3.125,40	-	-	70.210,67	1.015,46	1.677,27	70.872,48
5	PT Asuransi Astra Buana	1.227.240,00	6,22	-	-	-	1.038,10	-	1.226.208,12	832.078,91	1.019.316,17	1.413.445,38
6	PT Avrist General Insurance	22.824,54	21,84	-	-	38,47	-	-	22.807,92	5.160,90	9.809,20	27.456,21
7	PT Asuransi Bangun Askrida	9.459,31	351,71	-	-	-	-	-	9.811,01	(7.913,45)	(1.762,62)	15.961,85
8	PT Berdikari Insurance	797,15	-	-	-	16,79	-	-	780,35	(294,44)	(773,73)	301,07
9	PT Asuransi Bhakti Bhayangkara	2.161,24	-	-	-	621,26	-	-	1.539,99	(822,30)	(1.255,32)	1.106,97
10	PT Asuransi Binagriya Upakara	4.449,97	5,85	-	-	(60,00)	-	-	4.515,82	2.314,36	2.525,03	4.726,49
11	PT Asuransi Bintang Tbk.	27.831,61	-	-	-	9,28	-	-	27.822,33	11.818,03	12.158,37	28.162,67
12	PT Bosowa Asuransi	5.841,37	-	-	-	144,37	-	-	5.697,00	(4.883,96)	(4.114,83)	6.466,13
13	PT Asuransi Bringin Sejahtera Artamakmur	33.189,33	-	-	-	11.060,87	-	-	22.128,46	(8.333,29)	(8.581,92)	21.879,82
14	PT Asuransi Buana Independent	43.340,30	5,40	-	-	487,42	-	-	42.858,28	(9.458,99)	(9.917,76)	42.399,51
15	PT Asuransi Umum Bumiputera Muda 1967	33.659,56	610,37	-	-	1.088,34	-	-	33.181,59	(10.189,46)	(9.319,54)	34.051,51
16	PT Asuransi Central Asia	589.877,16	-	775,22	-	1.251,92	-	-	589.400,46	181.213,27	190.808,61	598.995,80
17	PT Asuransi Umum BCA	235.521,89	0,24	-	-	2.770,75	-	-	232.751,38	(78.681,11)	(33.812,03)	277.620,46
18	PT Citra International Underwriters	34,50	-	-	-	-	-	-	34,50	-	-	34,50
19	PT Asuransi Dayin Mitra Tbk.	11.797,75	2,30	-	-	244,16	-	-	11.555,89	4.746,75	4.917,09	11.726,23
20	PT Asuransi Eka Lloyd Jaya	3.522,97	-	-	-	2,50	-	-	3.520,47	1.324,13	1.093,36	3.289,70
21	PT Asuransi Himalaya Pelindung	15.274,44	-	-	-	31,10	-	-	15.243,34	2.802,50	1.541,87	13.982,71
22	PT Asuransi Intra Asia	13.164,82	-	-	-	646,46	-	-	12.518,36	(418,00)	2.203,61	15.139,98
23	PT MNC Asuransi Indonesia	40.600,58	-	-	-	540,00	-	-	40.060,58	(9.589,47)	(9.736,64)	39.913,41
24	PT Asuransi Jasa Indonesia (Persero)	330.381,34	62,56	-	3,07	-	-	-	330.446,97	(104.884,00)	(110.857,00)	324.473,97
25	PT Asuransi Jasa Raharja Putera	52.580,82	613,16	-	-	13.456,14	-	-	39.737,85	4.160,98	4.155,83	39.732,69
26	PT Asuransi Jasa Tania Tbk.	8.316,29	2,06	-	-	107,12	-	-	8.211,22	(5.461,29)	(2.754,27)	10.918,24
27	PT Asuransi Kredit Indonesia (Persero)	-	-	-	-	-	-	-	-	-	-	-
28	PT Malacca Trust Wuwungan Insurance	23.060,57	-	-	-	79,49	-	-	22.981,08	4.954,75	5.069,53	23.095,86
29	PT Asuransi Umum Mega	18.288,40	-	-	-	107,50	-	-	18.180,90	(7.190,78)	(3.780,08)	21.591,60
30	PT Asuransi Mega Pratama	2.097,68	31,83	-	-	16,92	-	-	2.112,59	956,25	909,20	2.065,53
31	PT Asuransi Kresna Mitra Tbk.	49.151,97	0,60	-	-	480,97	239,54	-	48.432,07	28.005,47	14.118,75	34.545,35
32	PT Pan Pacific Insurance	327.569,54	-	-	-	26.268,64	-	-	301.300,90	(31.520,47)	(31.369,57)	301.451,80
33	PT Asuransi Purna Artanugraha	17.666,29	4.416,57	-	-	329,97	-	-	21.752,89	1.606,44	4.681,36	24.827,81
34	PT Asuransi Raksa Pratikara	354.400,00	-	-	-	104.172,16	-	-	250.227,84	(76.011,21)	(69.978,97)	256.260,08
35	PT Asuransi Rama Satria Wibawa	8.932,96	-	-	-	0,53	-	-	8.932,42	(5.758,90)	(6.459,16)	8.232,17
36	PT Asuransi Recapital								-	-		-
37	PT Asuransi Reliance Indonesia	48.936,19	-	-	-	117,46	-	-	48.818,73	8.882,77	10.785,50	50.721,46
38	PT Sarana Lindung Upaya	239,14	2,73	-	-	59,25	-	-	182,62	(100,37)	(131,52)	151,47
39	PT Asuransi Sinar Mas	568.989,34	284,51	-	37,90	(0,00)	20,76	-	569.291,00	113.362,94	110.834,43	566.762,49
40	PT Asuransi Sumit Oto	126.931,89	-	-	-	62,24	-	-	126.869,65	(27.057,06)	(27.017,63)	126.909,08
41	PT Asuransi Staco Mandiri	6.969,06	40,22	-	-	57,24	-	-	6.952,04	177,05	1.902,77	8.677,76

NO *NO*	NAMA PERUSAHAAN *NAME OF COMPANY*	REASURANSI / *REINSURANCE*							CADANGAN KLAIM *CLAIM RESERVE*			
		POS LANGSUNG *DIRECT BUSINESS*	INWARD			OUTWARD			KLAIM NETTO *NET CLAIM*	TAHUN LALU *PREVIOUS YEAR*	TAHUN BERJALAN *CURRENT YEAR*	BEBAN KLAIM *CLAIMS INCURED*
			DALAM NEGERI *DOMESTIC*	LUAR NEGERI *ABROAD*		DALAM NEGERI *DOMESTIC*	LUAR NEGERI *ABROAD*					
				ASEAN *ASEAN*	LAINNYA *OTHERS*		ASEAN *ASEAN*	LAINNYA *OTHERS*				
(1)	(2)	(3)	(4)	(5)	(6)	(7)	(8)	(9)	(10)	(11)	(12)	(13)
42	PT Asuransi Tri Pakarta	45.212,00	16.048,46	-	-	2.208,39	1,28	-	59.050,79	14.314,38	21.124,54	65.860,95
43	PT Asuransi Tugu Kresna Pratama	2.746,93	4,87	-	-	1.033,35	112,79	-	1.605,66	64,20	315,59	1.857,04
44	PT Tugu Pratama Indonesia	43.158,28	148,69	3,03	-	-	-	-	43.310,00	(44.086,43)	(43.568,56)	43.827,87
45	PT Victoria Insurance Tbk.	3.733,26	-	-	-	408,86	-	-	3.324,40	(2.014,48)	(2.790,30)	2.548,58
46	PT Asuransi Videi	139,77	-	-	-	29,54	-	-	110,23	-	62,84	173,07
47	PT Asuransi Wahana Tata	353.192,17	441,65	-	-	36.129,38	3.240,21	-	314.264,24	64.490,91	137.790,95	387.564,28
48	PT Asuransi Mitra Pelindung Mustika	43.570,69	-	-	-	253,71	154,03	-	43.162,94	14.189,33	28.421,19	57.394,80
49	PT Asuransi Cakrawala Proteksi Indonesia	98.357,72	-	-	-	-	-	-	98.357,72	13.219,34	22.574,23	107.712,61
50	PT Asuransi Simas Net	4.382,67	-	-	-	-	-	-	4.382,67	2.719,82	2.264,96	3.927,81
51	PT Asuransi ASEI Indonesia	332,81	-	-	-	109,84	-	-	222,97	-	-	222,97
52	PT Bess Central Insurance	70.755,78	-	-	-	476,96	297,56	-	69.981,26	11.794,83	22.284,93	80.471,36
	JUMLAH / *SUB TOTAL*	**5.531.362,62**	**23.128,62**	**778,25**	**40,98**	**232.549,39**	**5.104,26**	**-**	**5.317.656,81**	**790.204,99**	**1.137.018,88**	**5.664.470,70**
	PERUSAHAAN ASURANSI UMUM PATUNGAN *JOINT VENTURE NON LIFE INSURANCE COMPANIES*											
1	PT CHUBB General Insurance Indonesia	157.941,93	66,00	-	-	420,75	8,90	17,78	157.560,51	54.776,00	33.557,98	136.342,48
2	PT Asuransi Allianz Utama Indonesia	88.974,27	-	-	-	1,10	-	-	88.973,17	52.893,70	40.584,76	76.664,23
3	PT Asuransi AXA Indonesia	46.923,74	-	-	-	321,75	-	-	46.601,99	26.916,07	17.502,54	37.188,45
4	PT AIG Insurance Indonesia	19.869,08	-	-	-	-	-	-	19.869,08	(11.950,49)	(1.132,46)	30.687,12
5	PT China Taiping Insurance Indonesia	5.339,89	-	-	-	4,16	-	-	5.335,73	2.344,29	2.078,31	5.069,76
6	PT Meritz Korindo Insurance	866,03	-	-	-	589,92	-	-	276,10	(21,22)	(5,69)	291,64
7	PT KSK Insurance Indonesia	38.037,23	-	-	-	584,29	335,69	-	37.117,26	(18.283,63)	(21.590,28)	33.810,61
8	PT Kookmin Best Insurance Indonesia	7.099,59	-	-	-	16,91	-	-	7.082,68	2.032,63	1.005,78	6.055,83
9	PT Mandiri AXA General Insurance	126.316,70	-	-	-	-	-	-	126.316,70	42.514,34	39.296,80	123.099,15
10	PT Asuransi MSIG Indonesia	79.762,77	0,14	-	-	-	-	26,31	79.736,61	32.346,58	34.885,97	82.276,00
11	PT Sompo Insurance Indonesia	137.653,34	-	-	-	-	-	-	137.653,34	44.004,00	84.344,30	177.993,64
12	PT QBE General Insurance Indonesia	24.139,88	-	-	-	20,78	-	-	24.119,10	(5.604,62)	(5.070,03)	24.653,69
13	PT Asuransi Samsung Tugu	3.181,74	-	-	-	-	-	-	3.181,74	1.034,72	751,78	2.898,80
14	PT Asuransi Tokio Marine Indonesia	196.559,28	-	-	-	100,44	321,32	-	196.137,52	62.190,93	47.741,16	181.687,75
15	PT Zurich Insurance Indonesia	23.229,63	-	-	-	0,00	-	-	23.229,63	7.112,79	7.350,76	23.467,60
16	PT Asuransi Bina Dana Arta Tbk.	479.587,19	-	-	-	3.624,14	-	-	475.963,05	156.217,40	176.030,87	495.776,52
17	PT Asuransi FPG Indonesia	57.807,15	-	-	-	8.123,48	-	-	49.683,67	11.685,74	13.282,33	51.280,26
18	PT Lippo General Insurance Tbk.	56.528,27	-	-	-	916,88	-	-	55.611,40	(15.124,76)	(13.924,33)	56.811,83
19	PT Asuransi Parolamas	3.791,63	-	-	-	2,59	-	-	3.789,04	2.607,85	1.887,11	3.068,30
20	PT Asuransi Ramayana Tbk.	263.565,38	-	-	-	5.449,01	-	-	258.116,37	(48.883,85)	(39.044,90)	267.955,32
21	PT Asuransi Harta Aman Pratama Tbk.	68.581,41	-	-	-	568,98	-	-	68.012,43	(10.566,17)	(17.028,92)	61.549,68
22	PT Asuransi Multi Artha Guna Tbk.	179.255,71	-	-	-	69,99	-	-	179.185,72	71.617,76	101.114,01	208.681,97
	JUMLAH / *SUB TOTAL*	**2.065.011,84**	**66,14**	**-**	**-**	**20.815,16**	**665,90**	**44,09**	**2.043.552,82**	**459.860,05**	**503.617,85**	**2.087.310,62**
	PERUSAHAAN REASURANSI *REINSURANCE COMPANIES*											
1	PT Reasuransi Indonesia Utama	-	107.269,48	-	5,23	-	506,99	-	106.767,71	35.753,13	43.654,78	114.669,36
2	PT Maskapai Reasuransi Indonesia	-	1.402,21	-	-	-	13,15	-	1.389,07	11.007,48	15.336,24	5.717,83
3	PT Reasuransi Nasional Indonesia	-	37.471,56	7.138,44	-	-	-	-	44.610,00	(32.944,00)	(28.302,00)	49.252,00
4	PT Tugu Reasuransi Indonesia	-	11.612,11	1.306,79	28,20	27,10	-	-	12.920,00	7.967,85	8.041,52	12.993,67
5	PT Reasuransi Maipark Indonesia	-	-	-	-	-	-	-	-	-	-	-
6	PT Reasuransi Nusantara Makmur	-	-	-	-	-	-	-	-	-	-	-
	JUMLAH / *SUB TOTAL*	**-**	**157.755,37**	**8.445,23**	**33,42**	**27,10**	**520,14**	**-**	**165.686,78**	**21.784,47**	**38.730,55**	**182.632,86**
	JUMLAH SELURUHNYA / *GRAND TOTAL*	**7.596.374,46**	**180.950,12**	**9.223,48**	**74,40**	**253.391,66**	**6.290,30**	**44,09**	**7.526.896,41**	**1.271.849,51**	**1.679.367,28**	**7.934.414,18**

Keterangan / *Notes* :

*) Tidak Menyampaikan Laporan / *Have Not Submitted Annual Report*

USAHA ASURANSI UMUM & REASURANSI
NON LIFE INSURANCE & REINSURANCE BUSINESS

TABEL: 2.12.3/TABLE: 2.12.3
KLAIM USAHA ASURANSI UMUM DAN REASURANSI TAHUN 2017
CLAIMS OF NON LIFE INSURANCE AND REINSURANCE BUSINESS IN 2017
Lini Usaha : Pengangkutan
Line of Business : Marine Cargo

Dalam Jutaan Rupiah / *In Million Rupiah*

NO *NO*	NAMA PERUSAHAAN *NAME OF COMPANY*	POS LANGSUNG *DIRECT BUSINESS*	REASURANSI / *REINSURANCE*						KLAIM NETTO *NET CLAIM*	CADANGAN KLAIM *CLAIM RESERVE*		BEBAN KLAIM *CLAIMS INCURED*
			INWARD			*OUTWARD*						
			DALAM NEGERI *DOMESTIC*	LUAR NEGERI *ABROAD*		DALAM NEGERI *DOMESTIC*	LUAR NEGERI *ABROAD*			TAHUN LALU *PREVIOUS YEAR*	TAHUN BERJALAN *CURRENT YEAR*	
				ASEAN *ASEAN*	LAINNYA *OTHERS*		ASEAN *ASEAN*	LAINNYA *OTHERS*				
(1)	(2)	(3)	(4)	(5)	(6)	(7)	(8)	(9)	(10)	(11)	(12)	(13)
	PERUSAHAAN ASURANSI UMUM NASIONAL *NATIONAL NON LIFE INSURANCE COMPANIES*											
1	PT Asuransi Adira Dinamika	27.494,95	-	-	-	12.514,15	-	-	14.980,80	(7.167,71)	(5.765,46)	16.383,05
2	PT Asuransi Artarindo	1.110,58	-	-	-	839,55	-	-	271,04	564,74	334,72	41,02
3	PT Arthagraha General Insurance	10.845,46	1,13	-	-	6.981,53	-	-	3.865,06	(127,95)	(1.596,96)	2.396,06
4	PT Asuransi Asoka Mas	30.297,79	-	-	-	28.332,88	505,08	-	1.459,82	495,81	484,63	1.448,64
5	PT Asuransi Astra Buana	35.130,13	-	-	-	19.321,45	656,63	-	15.152,04	23.003,76	26.227,88	18.376,16
6	PT Avrist General Insurance	2.519,22	-	-	-	2.336,17	26,75	22,88	133,42	47,02	262,54	348,93
7	PT Asuransi Bangun Askrida	73.081,72	28,42	-	-	73.873,96	-	-	(763,82)	(8.492,55)	(11,32)	7.717,40
8	PT Berdikari Insurance	2.276,77	-	-	-	-	-	-	2.276,77	(53,04)	(675,81)	1.654,00
9	PT Asuransi Bhakti Bhayangkara	247,89	896,12	-	-	-	-	-	1.144,00	(314,94)	(738,28)	720,66
10	PT Asuransi Binagriya Upakara	6,67	14,86	-	-	2,67	-	-	18,87	161,26	193,02	50,62
11	PT Asuransi Bintang Tbk.	1.394,60	-	-	-	717,87	-	-	676,74	3.985,89	2.409,81	(899,35)
12	PT Bosowa Asuransi	635,22	-	-	-	-	-	-	635,22	(3.744,59)	(1.948,03)	2.431,78
13	PT Asuransi Bringin Sejahtera Artamakmur	1.109,54	-	-	-	529,16	-	-	580,38	(124,79)	(1.810,95)	(1.105,78)
14	PT Asuransi Buana Independent	5.698,19	-	-	-	718,40	-	-	4.979,79	(4.045,07)	(2.179,00)	6.845,86
15	PT Asuransi Umum Bumiputera Muda 1967	1.994,52	185,27	-	-	801,92	-	-	1.377,88	(475,31)	(806,94)	1.046,26
16	PT Asuransi Central Asia	39.555,00	5,74	22,48	-	27.787,35	2.917,52	5.207,87	3.670,48	4.143,87	2.452,51	1.979,12
17	PT Asuransi Umum BCA	1.282,45	-	-	-	67,17	-	-	1.215,28	(56,86)	(2.115,89)	(843,76)
18	PT Citra International Underwriters	40,04	-	-	-	-	-	-	40,04	41,16	18,92	17,80
19	PT Asuransi Dayin Mitra Tbk.	7.874,59	32,22	-	-	1.400,22	760,88	31,73	5.713,98	5.249,02	5.337,66	5.802,62
20	PT Asuransi Eka Lloyd Jaya	1.607,47	-	-	-	436,63	-	-	1.170,84	507,32	641,34	1.304,86
21	PT Asuransi Himalaya Pelindung	1.971,78	-	-	-	509,75	14,72	-	1.447,31	948,97	34,54	532,88
22	PT Asuransi Intra Asia	5.413,26	-	-	-	1.124,91	-	-	4.288,35	1.921,17	851,13	3.218,31
23	PT MNC Asuransi Indonesia	11.935,64	-	-	-	5.904,51	4.393,33	-	1.637,80	(1.193,98)	(1.082,69)	1.749,09
24	PT Asuransi Jasa Indonesia (Persero)	15.109,78	538,08	-	131,91	2.742,96	-	(0,01)	13.036,82	(31.113,00)	(28.160,00)	15.989,82
25	PT Asuransi Jasa Raharja Putera	2.074,17	411,00	-	-	784,07	-	-	1.701,10	480,31	40,10	1.260,89
26	PT Asuransi Jasa Tania Tbk.	3.186,02	74,89	-	-	950,67	-	-	2.310,24	(721,58)	(292,85)	2.738,97
27	PT Asuransi Kredit Indonesia (Persero)	-	-	-	-	-	-	-	-	-	-	-
28	PT Malacca Trust Wuwungan Insurance	2.171,21	-	-	-	164,19	-	-	2.007,01	1.631,21	137,58	513,38
29	PT Asuransi Umum Mega	1.420,33	-	-	-	297,49	-	-	1.122,84	(856,12)	(1.323,71)	655,25
30	PT Asuransi Mega Pratama	3.851,38	532,45	-	-	1.200,61	-	-	3.183,21	3.642,96	1.859,96	1.400,21
31	PT Asuransi Kresna Mitra Tbk.	9.434,97	-	-	-	20,08	552,83	-	8.862,06	4.801,90	5.955,93	10.016,09
32	PT Pan Pacific Insurance	1.552,39	-	-	-	657,68	-	-	894,70	(688,20)	(221,36)	1.361,55
33	PT Asuransi Purna Artanugraha	16.262,61	4.065,65	-	-	14.258,62	3.564,66	-	2.504,98	1.959,38	70,94	616,54
34	PT Asuransi Raksa Pratikara	22.615,81	-	-	-	17.176,44	300,56	-	5.138,81	(2.244,49)	(481,42)	6.901,87
35	PT Asuransi Rama Satria Wibawa	1.149,97	32,99	-	-	48,41	-	-	1.134,55	(643,69)	(1.098,07)	680,17
36	PT Asuransi Recapital								-	-		-
37	PT Asuransi Reliance Indonesia	1.610,63	-	-	-	25,53	-	-	1.585,10	559,12	337,21	1.363,18
38	PT Sarana Lindung Upaya	-	12,39	-	-	-	-	-	12,39	(365,80)	(363,30)	14,89
39	PT Asuransi Sinar Mas	2.386,47	208,96	4,60	51,60	146,01	0,92	65,36	2.439,34	3.968,48	2.928,77	1.399,63
40	PT Asuransi Sumit Oto	-	-	-	-	-	-	-	-	-	-	-
41	PT Asuransi Staco Mandiri	119,69	26,99	-	-	-	-	-	146,68	662,25	455,17	(60,40)

NO *NO*	NAMA PERUSAHAAN *NAME OF COMPANY*	POS LANGSUNG *DIRECT BUSINESS*	REASURANSI / *REINSURANCE*						CADANGAN KLAIM *CLAIM RESERVE*			
			INWARD			*OUTWARD*						
			DALAM NEGERI *DOMESTIC*	LUAR NEGERI *ABROAD*		DALAM NEGERI *DOMESTIC*	LUAR NEGERI *ABROAD*		KLAIM NETTO *NET CLAIM*	TAHUN LALU *PREVIOUS YEAR*	TAHUN BERJALAN *CURRENT YEAR*	BEBAN KLAIM *CLAIMS INCURED*
				ASEAN *ASEAN*	LAINNYA *OTHERS*		ASEAN *ASEAN*	LAINNYA *OTHERS*				
(1)	(2)	(3)	(4)	(5)	(6)	(7)	(8)	(9)	(10)	(11)	(12)	(13)
42	PT Asuransi Tri Pakarta	10.454,00	529,58	-	-	9.158,51	125,11	-	1.699,96	5.838,32	4.266,87	128,51
43	PT Asuransi Tugu Kresna Pratama	402,16	8,97	-	-	26,60	-	-	384,54	396,45	439,98	428,07
44	PT Tugu Pratama Indonesia	30.627,95	1.114,36	-	-	2.489,15	4.449,69	1.220,95	23.582,52	(17.332,59)	(27.724,18)	13.190,94
45	PT Victoria Insurance Tbk.	266,83	-	-	-	66,71	-	-	200,12	(1.277,71)	(2,75)	1.475,08
46	PT Asuransi Videi	1.993,92	-	-	-	680,81	-	-	1.313,11	966,57	363,44	709,98
47	PT Asuransi Wahana Tata	17.174,90	62,99	-	-	544,12	399,00	2.394,51	13.900,26	15.796,03	13.121,48	11.225,71
48	PT Asuransi Mitra Pelindung Mustika	21.301,68	-	-	-	203,96	20.119,81	-	977,90	619,91	497,76	855,76
49	PT Asuransi Cakrawala Proteksi Indonesia	1.268,73	-	-	-	817,38	10,30	-	441,05	987,71	641,56	94,90
50	PT Asuransi Simas Net	-	-	-	-	-	-	-	-	-	-	-
51	PT Asuransi ASEI Indonesia	362,59	-	-	-	119,67	-	-	242,92	(510,56)	(2.027,91)	(1.274,43)
52	PT Bess Central Insurance	1.682,80	-	-	-	842,67	-	-	840,13	536,28	188,21	492,06
	JUMLAH / *SUB TOTAL*	**432.004,46**	**8.783,08**	**27,08**	**183,52**	**237.622,60**	**38.797,81**	**8.943,30**	**155.634,43**	**2.366,34**	**(9.873,24)**	**143.394,85**
	PERUSAHAAN ASURANSI UMUM PATUNGAN *JOINT VENTURE NON LIFE INSURANCE COMPANIES*											
1	PT CHUBB General Insurance Indonesia	29.616,76	1.014,90	-	-	150,13	112,84	2.330,53	28.038,17	31.337,00	36.320,13	33.021,29
2	PT Asuransi Allianz Utama Indonesia	43.056,62	-	-	0,61	23.949,24	2.518,84	12.104,00	4.485,15	17.214,59	15.978,53	3.249,09
3	PT Asuransi AXA Indonesia	50.280,65	283,02	-	-	6.094,94	3.169,19	19.838,92	21.460,61	26.972,09	23.878,82	18.367,34
4	PT AIG Insurance Indonesia	33.336,79	407,43	-	3.759,71	5.217,43	-	20.214,07	12.072,43	(11.293,74)	(6.071,76)	17.294,41
5	PT China Taiping Insurance Indonesia	7.918,05	-	-	-	5.848,96	145,96	95,30	1.827,83	3.160,79	3.903,58	2.570,62
6	PT Meritz Korindo Insurance	696,36	-	-	-	482,97	-	-	213,39	(1.432,23)	(267,95)	1.377,67
7	PT KSK Insurance Indonesia	6.702,94	-	-	-	593,14	5.552,98	-	556,81	(2.681,81)	(4.021,53)	(782,90)
8	PT Kookmin Best Insurance Indonesia	1.785,97	-	-	-	1.691,43	-	-	94,54	503,62	376,99	(32,09)
9	PT Mandiri AXA General Insurance	2.569,83	-	-	-	386,15	-	258,13	1.925,55	7.821,91	7.050,72	1.154,37
10	PT Asuransi MSIG Indonesia	64.859,51	3.954,15	-	-	5.936,41	3,33	11.018,29	51.855,62	55.248,25	38.623,77	35.231,14
11	PT Sompo Insurance Indonesia	14.049,60	-	-	-	1.236,53	23,44	3.937,81	8.851,82	8.039,00	8.012,99	8.825,80
12	PT QBE General Insurance Indonesia	104.474,55	-	-	-	-	40.850,33	3,99	63.620,23	(61.358,59)	(32.213,25)	92.765,57
13	PT Asuransi Samsung Tugu	10.157,49	336,46	17,69	-	899,02	(223,94)	37,86	9.798,70	9.541,82	7.198,98	7.455,86
14	PT Asuransi Tokio Marine Indonesia	77.113,47	2.561,32	-	-	2.657,14	-	2.544,29	74.473,36	70.987,36	59.361,88	62.847,88
15	PT Zurich Insurance Indonesia	17.233,01	-	-	-	600,36	-	1.649,05	14.983,60	12.772,70	13.626,29	15.837,19
16	PT Asuransi Bina Dana Arta Tbk.	691,76	-	-	-	155,65	-	-	536,12	352,68	373,69	557,13
17	PT Asuransi FPG Indonesia	111.181,87	-	-	-	50.838,86	278,11	53.056,85	7.008,05	4.784,20	5.788,38	8.012,22
18	PT Lippo General Insurance Tbk.	6.392,03	-	-	-	370,98	237,93	-	5.783,11	(9.489,77)	(6.683,68)	8.589,20
19	PT Asuransi Parolamas	1.264,80	-	-	-	545,27	-	-	719,52	1.638,47	685,75	(233,19)
20	PT Asuransi Ramayana Tbk.	13.883,13	-	-	-	8.119,56	-	-	5.763,57	(6.241,16)	(6.713,88)	5.290,86
21	PT Asuransi Harta Aman Pratama Tbk.	1.695,99	-	-	-	545,01	-	-	1.150,98	968,73	(1.556,40)	(1.374,15)
22	PT Asuransi Multi Artha Guna Tbk.	7.080,43	-	-	-	347,35	119,83	260,85	6.352,40	9.257,12	13.604,61	10.699,89
	JUMLAH / *SUB TOTAL*	**606.041,60**	**8.557,27**	**17,69**	**3.760,32**	**116.666,54**	**52.788,84**	**127.349,95**	**321.571,56**	**168.103,03**	**177.256,66**	**330.725,19**
	PERUSAHAAN REASURANSI *REINSURANCE COMPANIES*											
1	PT Reasuransi Indonesia Utama	-	53.310,81	1,06	217,73	-	1.255,05	7.588,34	44.686,22	31.422,28	20.957,81	34.221,74
2	PT Maskapai Reasuransi Indonesia	-	13.993,67	-	-	-	2.006,47	-	11.987,20	10.085,27	7.771,09	9.673,02
3	PT Reasuransi Nasional Indonesia	-	97.347,16	12.906,84	-	86,32	30.873,55	-	79.294,13	(42.349,00)	(67.764,00)	53.879,13
4	PT Tugu Reasuransi Indonesia	-	63.599,98	9.594,34	6.780,76	5.535,85	18.801,15	4.347,07	51.291,00	22.272,41	22.747,34	51.765,94
5	PT Reasuransi Maipark Indonesia	-	-	-	-	-	-	-	-	-	-	-
6	PT Reasuransi Nusantara Makmur	-	-	-	-	-	-	-	-	-	0,04	0,04
	JUMLAH / *SUB TOTAL*	**-**	**228.251,61**	**22.502,24**	**6.998,50**	**5.622,17**	**52.936,23**	**11.935,41**	**187.258,55**	**21.430,96**	**(16.287,72)**	**149.539,87**
	JUMLAH SELURUHNYA / *GRAND TOTAL*	**1.038.046,06**	**245.591,96**	**22.547,01**	**10.942,34**	**359.911,31**	**144.522,87**	**148.228,65**	**664.464,55**	**191.900,33**	**151.095,70**	**623.659,91**

Keterangan / *Notes* :
*) Tidak Menyampaikan Laporan / *Have Not Submitted Annual Report*

USAHA ASURANSI UMUM & REASURANSI
NON LIFE INSURANCE & REINSURANCE BUSINESS

TABEL: 2.12.4/TABLE: 2.12.4
KLAIM USAHA ASURANSI UMUM DAN REASURANSI TAHUN 2017
CLAIMS OF NON LIFE INSURANCE AND REINSURANCE BUSINESS IN 2017
Lini Usaha : Rangka Kapal
Line of Business : Marine Hull

Dalam Jutaan Rupiah / *In Million Rupiah*

NO *NO*	NAMA PERUSAHAAN *NAME OF COMPANY*	REASURANSI / *REINSURANCE*							KLAIM NETTO *NET CLAIM*	CADANGAN KLAIM *CLAIM RESERVE*		BEBAN KLAIM *CLAIMS INCURED*
		POS LANGSUNG *DIRECT BUSINESS*	INWARD			OUTWARD				TAHUN LALU *PREVIOUS YEAR*	TAHUN BERJALAN *CURRENT YEAR*	
			DALAM NEGERI *DOMESTIC*	LUAR NEGERI *ABROAD*		DALAM NEGERI *DOMESTIC*	LUAR NEGERI *ABROAD*					
				ASEAN *ASEAN*	LAINNYA *OTHERS*		ASEAN *ASEAN*	LAINNYA *OTHERS*				
(1)	(2)	(3)	(4)	(5)	(6)	(7)	(8)	(9)	(10)	(11)	(12)	(13)
	PERUSAHAAN ASURANSI UMUM NASIONAL *NATIONAL NON LIFE INSURANCE COMPANIES*											
1	PT Asuransi Adira Dinamika	78.990,48	-	-	-	57.144,06	-	-	21.846,42	(31.525,02)	(17.622,06)	35.749,38
2	PT Asuransi Artarindo	-	-	-	-	-	-	-	-	-	-	-
3	PT Arthagraha General Insurance	-	294,08	-	-	-	-	-	294,08	(7.502,02)	(8.129,29)	(333,20)
4	PT Asuransi Asoka Mas	53.897,83	-	-	-	24.390,91	26.730,40	30,56	2.745,95	629,04	666,13	2.783,04
5	PT Asuransi Astra Buana	57.840,68	175,64	-	-	23.089,43	16.964,66	1.578,05	16.384,18	40.126,00	43.463,83	19.722,00
6	PT Avrist General Insurance	-	-	-	-	-	-	-	-	-	-	-
7	PT Asuransi Bangun Askrida	19.765,18	544,32	-	-	18.338,86	-	-	1.970,64	(1.427,04)	(863,67)	2.534,01
8	PT Berdikari Insurance	33.742,81	-	-	-	32.251,88	-	-	1.490,93	(645,05)	(3.246,12)	(1.110,14)
9	PT Asuransi Bhakti Bhayangkara	(46,18)	-	-	-	-	-	-	(46,18)	(678,66)	(111,86)	520,62
10	PT Asuransi Binagriya Upakara	650,89	377,02	-	-	632,29	-	-	395,62	670,32	168,16	(106,55)
11	PT Asuransi Bintang Tbk.	1.865,52	-	-	-	2,19	1.670,56	-	192,77	41,76	970,38	1.121,39
12	PT Bosowa Asuransi	31.411,56	-	-	-	28.167,01	-	-	3.244,55	(6.144,51)	(5.466,45)	3.922,61
13	PT Asuransi Bringin Sejahtera Artamakmur	15.495,10	-	-	-	14.635,55	-	-	859,55	(2.022,91)	(1.423,23)	1.459,23
14	PT Asuransi Buana Independent	-	-	-	-	-	-	-	-	-	-	-
15	PT Asuransi Umum Bumiputera Muda 1967	2.855,14	1.117,49	-	-	2.025,62	-	-	1.947,01	(5.435,65)	(1.681,00)	5.701,66
16	PT Asuransi Central Asia	78.237,87	38,45	27,04	-	56.237,99	6.960,25	9.934,79	5.170,33	10.493,75	14.100,31	8.776,89
17	PT Asuransi Umum BCA	-	-	-	-	-	-	-	-	-	-	-
18	PT Citra International Underwriters	-	-	-	-	-	-	-	-	-	-	-
19	PT Asuransi Dayin Mitra Tbk.	8.069,37	-	-	-	4.499,44	566,49	2.917,98	85,46	2.278,16	4.454,98	2.262,28
20	PT Asuransi Eka Lloyd Jaya	-	-	-	-	-	-	-	-	-	-	-
21	PT Asuransi Himalaya Pelindung	615,89	614,63	-	-	412,80	48,00	-	769,72	24,86	-	744,86
22	PT Asuransi Intra Asia	-	-	-	-	-	-	-	-	-	-	-
23	PT MNC Asuransi Indonesia	-	-	-	-	-	-	-	-	-	-	-
24	PT Asuransi Jasa Indonesia (Persero)	94.566,35	2.201,30	-	1.366,90	42.996,42	-	22.133,41	33.004,72	(86.930,00)	(67.198,00)	52.736,72
25	PT Asuransi Jasa Raharja Putera	73.640,63	1.355,61	-	-	65.589,94	-	-	9.406,29	3.111,58	3.774,98	10.069,69
26	PT Asuransi Jasa Tania Tbk.	2.804,59	455,24	-	-	1.217,29	-	-	2.042,55	(739,23)	(875,21)	1.906,56
27	PT Asuransi Kredit Indonesia (Persero)	-	-	-	-	-	-	-	-	-	-	-
28	PT Malacca Trust Wuwungan Insurance	-	-	-	-	-	-	-	-	-	-	-
29	PT Asuransi Umum Mega	-	-	-	-	-	-	-	-	-	-	-
30	PT Asuransi Mega Pratama	257,85	314,85	-	-	244,63	-	-	328,08	737,70	713,95	304,33
31	PT Asuransi Kresna Mitra Tbk.	2.382,97	-	-	-	879,66	786,13	-	717,18	560,23	1.078,32	1.235,27
32	PT Pan Pacific Insurance	635,02	-	-	-	62,44	-	-	572,58	-	(471,10)	101,48
33	PT Asuransi Purna Artanugraha	7.747,26	1.936,81	-	-	3.230,22	807,56	-	5.646,29	6.158,60	16.217,78	15.705,47
34	PT Asuransi Raksa Pratikara	-	-	-	-	-	-	-	-	-	-	-
35	PT Asuransi Rama Satria Wibawa	23.546,80	-	-	-	158,06	22.781,34	2,65	604,76	(136,16)	(480,16)	260,76
36	PT Asuransi Recapital	-	-	-	-	-	-	-	-	-	-	-
37	PT Asuransi Reliance Indonesia	68,59	-	-	-	45,00	-	-	23,59	842,82	-	(819,23)
38	PT Sarana Lindung Upaya	-	65,86	-	-	-	-	-	65,86	-	-	65,86
39	PT Asuransi Sinar Mas	45.678,28	882,45	-	15,65	1.284,96	1.139,86	32.957,01	11.194,56	9.741,25	8.110,92	9.564,23
40	PT Asuransi Sumit Oto	-	-	-	-	-	-	-	-	-	-	-
41	PT Asuransi Staco Mandiri	-	1.650,17	-	-	1.271,76	-	-	378,41	-	0,37	378,78

NO *NO*	NAMA PERUSAHAAN *NAME OF COMPANY*	REASURANSI / *REINSURANCE*							KLAIM NETTO *NET CLAIM*	CADANGAN KLAIM *CLAIM RESERVE*		BEBAN KLAIM *CLAIMS INCURED*
		POS LANGSUNG *DIRECT BUSINESS*	INWARD			OUTWARD				TAHUN LALU *PREVIOUS YEAR*	TAHUN BERJALAN *CURRENT YEAR*	
			DALAM NEGERI *DOMESTIC*	LUAR NEGERI *ABROAD*		DALAM NEGERI *DOMESTIC*	LUAR NEGERI *ABROAD*					
				ASEAN *ASEAN*	LAINNYA *OTHERS*		ASEAN *ASEAN*	LAINNYA *OTHERS*				
(1)	(2)	(3)	(4)	(5)	(6)	(7)	(8)	(9)	(10)	(11)	(12)	(13)
42	PT Asuransi Tri Pakarta	7.759,00	606,92	-	-	7.259,66	4,01	-	1.102,25	2.123,01	1.949,16	928,39
43	PT Asuransi Tugu Kresna Pratama	170,48	537,89	-	-	167,67	-	-	540,70	3,20	102,05	639,55
44	PT Tugu Pratama Indonesia	63.114,27	3.898,30	2,77	(0,01)	22.134,55	39.450,51	1.695,79	3.734,49	(26.725,03)	(20.221,48)	10.238,04
45	PT Victoria Insurance Tbk.	-	-	-	-	-	-	-	-	(12,27)	(4,81)	7,46
46	PT Asuransi Videi	-	-	-	-	-	-	-	-	-	-	-
47	PT Asuransi Wahana Tata	19.198,09	2,85	-	-	4.399,37	9.943,02	-	4.858,54	14.786,29	5.660,46	(4.267,29)
48	PT Asuransi Mitra Pelindung Mustika	9.024,01	-	-	-	15.892,77	(6.607,89)	-	(260,87)	312,38	15,71	(557,54)
49	PT Asuransi Cakrawala Proteksi Indonesia	2.570,88	-	-	-	1.880,65	753,56	-	(63,33)	277,87	220,20	(121,00)
50	PT Asuransi Simas Net	-	-	-	-	-	-	-	-	-	-	-
51	PT Asuransi ASEI Indonesia	3.549,36	-	-	-	1.171,44	-	-	2.377,92	(2.914,88)	(7.577,38)	(2.284,58)
52	PT Bess Central Insurance	11.501,72	-	-	-	10.081,22	863,17	-	557,33	266,26	315,33	606,40
	JUMLAH / *SUB TOTAL*	**751.608,28**	**17.069,87**	**29,81**	**1.382,55**	**441.795,74**	**122.861,63**	**71.250,24**	**134.182,90**	**(79.653,31)**	**(33.388,78)**	**180.447,44**
	PERUSAHAAN ASURANSI UMUM PATUNGAN *JOINT VENTURE NON LIFE INSURANCE COMPANIES*											
1	PT CHUBB General Insurance Indonesia	8.475,00	2.489,74	-	-	5.085,00	-	-	5.879,74	493,00	1.171,28	6.558,01
2	PT Asuransi Allianz Utama Indonesia	-	-	-	-	-	-	-	-	-	-	-
3	PT Asuransi AXA Indonesia	40.367,04	1.595,64	-	-	1.324,08	10.328,07	28.748,70	1.561,83	2.100,61	5.800,14	5.261,36
4	PT AIG Insurance Indonesia	-	-	-	-	-	-	-	-	-	-	-
5	PT China Taiping Insurance Indonesia	-	-	-	-	-	-	-	-	-	-	-
6	PT Meritz Korindo Insurance	-	-	-	-	-	-	-	-	(404,94)	(11,45)	393,49
7	PT KSK Insurance Indonesia	64,83	-	-	-	155,97	137,50	18,25	(246,89)	(239,27)	113,94	106,33
8	PT Kookmin Best Insurance Indonesia	-	-	-	-	-	-	-	-	-	-	-
9	PT Mandiri AXA General Insurance	10.716,83	-	-	-	8.179,18	1.928,85	5,08	603,72	6.891,89	6.652,87	364,70
10	PT Asuransi MSIG Indonesia	25,13	-	-	-	-	-	21,32	3,81	1.963,83	9.159,89	7.199,86
11	PT Sompo Insurance Indonesia	-	-	-	-	-	-	-	-	-	-	-
12	PT QBE General Insurance Indonesia	180.436,20	-	-	-	131,55	69.607,09	813,64	109.883,92	(220.699,15)	(141.526,41)	189.056,66
13	PT Asuransi Samsung Tugu	-	667,72	-	-	-	51,95	585,36	30,41	504,43	258,29	(215,73)
14	PT Asuransi Tokio Marine Indonesia	161,94	-	-	-	28,40	-	51,61	81,92	133,53	156,17	104,56
15	PT Zurich Insurance Indonesia	-	-	-	-	-	-	-	-	-	-	-
16	PT Asuransi Bina Dana Arta Tbk.	-	-	-	-	-	-	-	-	-	-	-
17	PT Asuransi FPG Indonesia	61.697,84	-	-	-	44.653,26	90,53	15.248,10	1.705,95	1.739,75	2.086,48	2.052,68
18	PT Lippo General Insurance Tbk.	-	-	-	-	-	-	-	-	-	-	-
19	PT Asuransi Parolamas	1.955,18	-	-	-	1.417,31	-	-	537,88	205,12	372,87	705,62
20	PT Asuransi Ramayana Tbk.	12.652,52	-	-	-	8.474,38	-	-	4.178,14	(12.536,59)	(5.847,87)	10.866,86
21	PT Asuransi Harta Aman Pratama Tbk.	(61,19)	-	-	-	(68,74)	-	-	7,55	(18,97)	-	26,52
22	PT Asuransi Multi Artha Guna Tbk.	112.651,68	-	-	-	60.829,12	39.515,62	10.267,42	2.039,52	2.059,18	3.825,40	3.805,74
	JUMLAH / *SUB TOTAL*	**429.143,00**	**4.753,10**	**-**	**-**	**130.209,51**	**121.659,62**	**55.759,48**	**126.267,50**	**(217.807,58)**	**(117.788,41)**	**226.286,67**
	PERUSAHAAN REASURANSI *REINSURANCE COMPANIES*											
1	PT Reasuransi Indonesia Utama	-	156.298,42	-	11.430,04	1.067,55	20.133,82	669,90	145.857,18	82.818,23	145.229,54	208.268,49
2	PT Maskapai Reasuransi Indonesia	-	28.609,27	-	-	-	5.653,96	-	22.955,30	19.674,47	18.383,10	21.663,93
3	PT Reasuransi Nasional Indonesia	-	130.307,40	14.479,60	-	988,00	34.153,00	-	109.646,00	(79.219,00)	(59.687,00)	129.178,00
4	PT Tugu Reasuransi Indonesia	-	178.056,77	10.055,93	-	52.569,94	32.537,04	-	103.005,72	130.187,61	116.506,84	89.324,95
5	PT Reasuransi Maipark Indonesia	-	-	-	-	-	-	-	-	-	-	-
6	PT Reasuransi Nusantara Makmur	-	-	-	-	-	-	-	-	-	0,07	0,07
	JUMLAH / *SUB TOTAL*	**-**	**493.271,86**	**24.535,53**	**11.430,04**	**54.625,49**	**92.477,83**	**669,90**	**381.464,20**	**153.461,30**	**220.432,55**	**448.435,45**
	JUMLAH SELURUHNYA / *GRAND TOTAL*	**1.180.751,28**	**515.094,83**	**24.565,34**	**12.812,58**	**626.630,73**	**336.999,07**	**127.679,62**	**641.914,60**	**(143.999,59)**	**69.255,37**	**855.169,56**

Keterangan / *Notes* :
*) Tidak Menyampaikan Laporan / *Have Not Submitted Annual Report*

USAHA ASURANSI UMUM & REASURANSI
NON LIFE INSURANCE & REINSURANCE BUSINESS

TABEL: 2.12.5/TABLE: 2.12.5
KLAIM USAHA ASURANSI UMUM DAN REASURANSI TAHUN 2017
CLAIMS OF NON LIFE INSURANCE AND REINSURANCE BUSINESS IN 2017
Lini Usaha : Rangka Pesawat
Line of Business : Aviation

Dalam Jutaan Rupiah / *In Million Rupiah*

NO *NO*	NAMA PERUSAHAAN *NAME OF COMPANY*	REASURANSI / *REINSURANCE*							CADANGAN KLAIM *CLAIM RESERVE*			
		POS LANGSUNG *DIRECT BUSINESS*	INWARD			OUTWARD			KLAIM NETTO *NET CLAIM*	TAHUN LALU *PREVIOUS YEAR*	TAHUN BERJALAN *CURRENT YEAR*	BEBAN KLAIM *CLAIMS INCURED*
			DALAM NEGERI *DOMESTIC*	LUAR NEGERI *ABROAD*		DALAM NEGERI *DOMESTIC*	LUAR NEGERI *ABROAD*					
				ASEAN *ASEAN*	LAINNYA *OTHERS*		ASEAN *ASEAN*	LAINNYA *OTHERS*				
(1)	(2)	(3)	(4)	(5)	(6)	(7)	(8)	(9)	(10)	(11)	(12)	(13)
	PERUSAHAAN ASURANSI UMUM NASIONAL *NATIONAL NON LIFE INSURANCE COMPANIES*											
1	PT Asuransi Adira Dinamika	-	-	-	-	-	-	-	-	-	-	-
2	PT Asuransi Artarindo	-	-	-	-	-	-	-	-	-	-	-
3	PT Arthagraha General Insurance	-	-	-	-	-	-	-	-	-	-	-
4	PT Asuransi Asoka Mas	316,87	-	-	-	221,81	-	-	95,06	540,52	95,64	(349,81)
5	PT Asuransi Astra Buana	(0,05)	-	-	-	-	-	-	(0,05)	-	-	(0,05)
6	PT Avrist General Insurance	-	-	-	-	-	-	-	-	-	-	-
7	PT Asuransi Bangun Askrida	-	4,26	-	-	-	-	-	4,26	(603,80)	(7,25)	600,81
8	PT Berdikari Insurance	-	-	-	-	-	-	-	-	-	-	-
9	PT Asuransi Bhakti Bhayangkara	-	-	-	-	-	-	-	-	-	-	-
10	PT Asuransi Binagriya Upakara	-	-	-	-	-	-	-	-	-	-	-
11	PT Asuransi Bintang Tbk.	-	-	-	-	-	-	-	-	-	-	-
12	PT Bosowa Asuransi	-	-	-	-	-	-	-	-	-	-	-
13	PT Asuransi Bringin Sejahtera Artamakmur	-	-	-	-	-	-	-	-	(5,42)	(5,41)	0,01
14	PT Asuransi Buana Independent	-	-	-	-	-	-	-	-	-	-	-
15	PT Asuransi Umum Bumiputera Muda 1967	-	0,04	-	-	-	-	-	0,04	(132,32)	(132,23)	0,12
16	PT Asuransi Central Asia	-	-	-	-	-	-	-	-	-	-	-
17	PT Asuransi Umum BCA	-	-	-	-	-	-	-	-	-	-	-
18	PT Citra International Underwriters	91.531,60	-	-	-	124,07	1.111,89	90.083,90	211,74	30,60	121,35	302,49
19	PT Asuransi Dayin Mitra Tbk.	686,73	-	-	-	-	618,06	-	68,67	96,39	86,76	59,04
20	PT Asuransi Eka Lloyd Jaya	-	-	-	-	-	-	-	-	-	-	-
21	PT Asuransi Himalaya Pelindung	-	-	-	-	-	-	-	-	-	-	-
22	PT Asuransi Intra Asia	-	-	-	-	-	-	-	-	-	-	-
23	PT MNC Asuransi Indonesia	-	-	-	-	-	-	-	-	-	-	-
24	PT Asuransi Jasa Indonesia (Persero)	218.554,53	703,47	-	-	(54.008,07)	-	270.061,12	3.204,94	(7.808,00)	(9.741,00)	1.271,94
25	PT Asuransi Jasa Raharja Putera	-	6,34	-	-	-	-	-	6,34	32,72	43,75	17,37
26	PT Asuransi Jasa Tania Tbk.	-	-	-	-	-	-	-	-	-	-	-
27	PT Asuransi Kredit Indonesia (Persero)	-	-	-	-	-	-	-	-	-	-	-
28	PT Malacca Trust Wuwungan Insurance	-	-	-	-	-	-	-	-	-	-	-
29	PT Asuransi Umum Mega	-	-	-	-	-	-	-	-	-	-	-
30	PT Asuransi Mega Pratama	-	-	-	-	-	-	-	-	-	-	-
31	PT Asuransi Kresna Mitra Tbk.	-	-	-	-	-	-	-	-	-	-	-
32	PT Pan Pacific Insurance	-	-	-	-	-	-	-	-	-	-	-
33	PT Asuransi Purna Artanugraha	18.794,34	4.698,58	-	-	21.846,89	-	-	1.646,03	57,51	392,06	1.980,58
34	PT Asuransi Raksa Pratikara	-	-	-	-	-	-	-	-	-	-	-
35	PT Asuransi Rama Satria Wibawa	-	-	-	-	-	-	-	-	-	-	-
36	PT Asuransi Recapital								-	-		-
37	PT Asuransi Reliance Indonesia	-	-	-	-	-	-	-	-	-	-	-
38	PT Sarana Lindung Upaya	-	1,97	-	-	-	-	-	1,97	-	-	1,97
39	PT Asuransi Sinar Mas	-	-	-	-	-	-	-	-	-	-	-
40	PT Asuransi Sumit Oto	-	-	-	-	-	-	-	-	-	-	-
41	PT Asuransi Staco Mandiri	-	-	-	-	-	-	-	-	-	-	-

NO *NO*	NAMA PERUSAHAAN *NAME OF COMPANY*	REASURANSI / *REINSURANCE*							KLAIM NETTO *NET CLAIM*	CADANGAN KLAIM *CLAIM RESERVE*		BEBAN KLAIM *CLAIMS INCURED*
		POS LANGSUNG *DIRECT BUSINESS*	INWARD			OUTWARD				TAHUN LALU *PREVIOUS YEAR*	TAHUN BERJALAN *CURRENT YEAR*	
			DALAM NEGERI *DOMESTIC*	LUAR NEGERI *ABROAD*		DALAM NEGERI *DOMESTIC*	LUAR NEGERI *ABROAD*					
				ASEAN *ASEAN*	LAINNYA *OTHERS*		ASEAN *ASEAN*	LAINNYA *OTHERS*				
(1)	(2)	(3)	(4)	(5)	(6)	(7)	(8)	(9)	(10)	(11)	(12)	(13)
42	PT Asuransi Tri Pakarta	-	-	-	-	-	-	-	-	-	-	-
43	PT Asuransi Tugu Kresna Pratama	-	-	-	-	-	-	-	-	54,99	55,38	0,38
44	PT Tugu Pratama Indonesia	48.828,48	-	-	-	19.805,18	17.621,75	3.021,54	8.380,01	(5.231,54)	(7.683,46)	5.928,09
45	PT Victoria Insurance Tbk.	-	-	-	-	-	-	-	-	-	-	-
46	PT Asuransi Videi	-	-	-	-	-	-	-	-	-	-	-
47	PT Asuransi Wahana Tata	26.134,89	-	-	-	26.157,77	-	-	(22,88)	-	52,27	29,39
48	PT Asuransi Mitra Pelindung Mustika	-	-	-	-	-	-	-	-	-	-	-
49	PT Asuransi Cakrawala Proteksi Indonesia	-	-	-	-	-	-	-	-	-	-	-
50	PT Asuransi Simas Net	-	-	-	-	-	-	-	-	-	-	-
51	PT Asuransi ASEI Indonesia	0,04	-	-	-	0,01	-	-	0,02	-	(1,80)	(1,78)
52	PT Bess Central Insurance	-	-	-	-	-	-	-	-	-	-	-
	JUMLAH / *SUB TOTAL*	**404.847,42**	**5.414,66**	**-**	**-**	**14.147,65**	**19.351,70**	**363.166,57**	**13.596,15**	**(12.968,34)**	**(16.723,94)**	**9.840,55**
	PERUSAHAAN ASURANSI UMUM PATUNGAN											
	JOINT VENTURE NON LIFE INSURANCE COMPANIES											
1	PT CHUBB General Insurance Indonesia	-	-	-	-	-	-	-	-	-	-	-
2	PT Asuransi Allianz Utama Indonesia	-	-	-	-	-	-	-	-	-	-	-
3	PT Asuransi AXA Indonesia	-	-	-	-	-	-	-	-	-	-	-
4	PT AIG Insurance Indonesia	-	-	-	-	-	-	-	-	-	-	-
5	PT China Taiping Insurance Indonesia	-	-	-	-	-	-	-	-	-	-	-
6	PT Meritz Korindo Insurance	-	-	-	-	-	-	-	-	-	-	-
7	PT KSK Insurance Indonesia	-	-	-	-	-	-	-	-	-	-	-
8	PT Kookmin Best Insurance Indonesia	-	-	-	-	-	-	-	-	-	-	-
9	PT Mandiri AXA General Insurance	-	-	-	-	-	-	-	-	-	-	-
10	PT Asuransi MSIG Indonesia	-	-	-	-	-	-	-	-	-	-	-
11	PT Sompo Insurance Indonesia	-	-	-	-	-	-	-	-	-	-	-
12	PT QBE General Insurance Indonesia	-	-	-	-	-	-	-	-	-	-	-
13	PT Asuransi Samsung Tugu	-	0,76	-	-	-	-	-	0,76	38,11	16,57	(20,78)
14	PT Asuransi Tokio Marine Indonesia	-	-	-	-	-	-	-	-	-	-	-
15	PT Zurich Insurance Indonesia	-	-	-	-	-	-	-	-	-	-	-
16	PT Asuransi Bina Dana Arta Tbk.	-	-	-	-	-	-	-	-	-	-	-
17	PT Asuransi FPG Indonesia	-	-	-	-	-	-	-	-	-	-	-
18	PT Lippo General Insurance Tbk.	-	-	-	-	-	-	-	-	-	(14,65)	(14,65)
19	PT Asuransi Parolamas	-	-	-	-	-	-	-	-	-	-	-
20	PT Asuransi Ramayana Tbk.	886,12	-	-	-	-	-	-	886,12	(511,82)	(1.197,76)	200,19
21	PT Asuransi Harta Aman Pratama Tbk.	-	-	-	-	-	-	-	-	-	-	-
22	PT Asuransi Multi Artha Guna Tbk.	-	-	-	-	-	-	-	-	-	-	-
	JUMLAH / *SUB TOTAL*	**886,12**	**0,76**	**-**	**-**	**-**	**-**	**-**	**886,88**	**(473,71)**	**(1.195,84)**	**164,75**
	PERUSAHAAN REASURANSI											
	REINSURANCE COMPANIES											
1	PT Reasuransi Indonesia Utama	-	7.348,22	-	2.647,92	-	-	-	9.996,14	8.303,24	11.756,01	13.448,90
2	PT Maskapai Reasuransi Indonesia	-	186,95	-	-	-	-	-	186,95	288,60	142,20	40,56
3	PT Reasuransi Nasional Indonesia	-	2.627,00	-	-	-	169,00	-	2.458,00	(5.839,00)	(570,00)	7.727,00
4	PT Tugu Reasuransi Indonesia	-	11.150,20	-	-	-	-	-	11.150,20	8.651,82	6.684,85	9.183,23
5	PT Reasuransi Maipark Indonesia	-	-	-	-	-	-	-	-	-	-	-
6	PT Reasuransi Nusantara Makmur	-	-	-	-	-	-	-	-	-	-	-
	JUMLAH / *SUB TOTAL*	**-**	**21.312,37**	**-**	**2.647,92**	**-**	**169,00**	**-**	**23.791,28**	**11.404,66**	**18.013,06**	**30.399,69**
	JUMLAH SELURUHNYA / *GRAND TOTAL*	**405.733,54**	**26.727,78**	**-**	**2.647,92**	**14.147,65**	**19.520,70**	**363.166,57**	**38.274,32**	**(2.037,39)**	**93,29**	**40.405,00**

Keterangan / *Notes* :
*) Tidak Menyampaikan Laporan / *Have Not Submitted Annual Report*

USAHA ASURANSI UMUM & REASURANSI

NON LIFE INSURANCE & REINSURANCE BUSINESS

TABEL: 2.12.6/TABLE: 2.12.6

KLAIM USAHA ASURANSI UMUM DAN REASURANSI TAHUN 2017

CLAIMS OF NON LIFE INSURANCE AND REINSURANCE BUSINESS IN 2017

Lini Usaha : Satelit

Line of Business : Satelitte

Dalam Jutaan Rupiah / *In Million Rupiah*

NO *NO*	NAMA PERUSAHAAN *NAME OF COMPANY*	POS LANGSUNG *DIRECT BUSINESS*	REASURANSI / *REINSURANCE*							CADANGAN KLAIM *CLAIM RESERVE*		
			INWARD			*OUTWARD*			KLAIM NETTO *NET CLAIM*	TAHUN LALU *PREVIOUS YEAR*	TAHUN BERJALAN *CURRENT YEAR*	BEBAN KLAIM *CLAIMS INCURED*
			DALAM NEGERI *DOMESTIC*	LUAR NEGERI *ABROAD*		DALAM NEGERI *DOMESTIC*	LUAR NEGERI *ABROAD*					
				ASEAN *ASEAN*	LAINNYA *OTHERS*		ASEAN *ASEAN*	LAINNYA *OTHERS*				
(1)	(2)	(3)	(4)	(5)	(6)	(7)	(8)	(9)	(10)	(11)	(12)	(13)
	PERUSAHAAN ASURANSI UMUM NASIONAL											
	NATIONAL NON LIFE INSURANCE COMPANIES											
1	PT Asuransi Adira Dinamika	-	-	-	-	-	-	-	-	-	-	-
2	PT Asuransi Artarindo	-	-	-	-	-	-	-	-	-	-	-
3	PT Arthagraha General Insurance	-	-	-	-	-	-	-	-	-	-	-
4	PT Asuransi Asoka Mas	-	-	-	-	-	-	-	-	-	-	-
5	PT Asuransi Astra Buana	-	-	-	-	-	-	-	-	-	-	-
6	PT Avrist General Insurance	-	-	-	-	-	-	-	-	-	-	-
7	PT Asuransi Bangun Askrida	-	-	-	-	-	-	-	-	-	-	-
8	PT Berdikari Insurance	-	-	-	-	-	-	-	-	-	-	-
9	PT Asuransi Bhakti Bhayangkara	-	-	-	-	-	-	-	-	-	-	-
10	PT Asuransi Binagriya Upakara	-	-	-	-	-	-	-	-	-	-	-
11	PT Asuransi Bintang Tbk.	-	-	-	-	-	-	-	-	-	-	-
12	PT Bosowa Asuransi	-	-	-	-	-	-	-	-	-	-	-
13	PT Asuransi Bringin Sejahtera Artamakmur	-	-	-	-	-	-	-	-	-	-	-
14	PT Asuransi Buana Independent	-	-	-	-	-	-	-	-	-	-	-
15	PT Asuransi Umum Bumiputera Muda 1967	-	-	-	-	-	-	-	-	-	-	-
16	PT Asuransi Central Asia	-	-	-	-	-	-	-	-	-	-	-
17	PT Asuransi Umum BCA	-	-	-	-	-	-	-	-	-	-	-
18	PT Citra International Underwriters	-	-	-	-	-	-	-	-	-	-	-
19	PT Asuransi Dayin Mitra Tbk.	-	-	-	-	-	-	-	-	-	-	-
20	PT Asuransi Eka Lloyd Jaya	-	-	-	-	-	-	-	-	-	-	-
21	PT Asuransi Himalaya Pelindung	-	-	-	-	-	-	-	-	-	-	-
22	PT Asuransi Intra Asia	-	-	-	-	-	-	-	-	-	-	-
23	PT MNC Asuransi Indonesia	-	-	-	-	-	-	-	-	-	-	-
24	PT Asuransi Jasa Indonesia (Persero)	-	-	-	-	-	-	-	-	-	-	-
25	PT Asuransi Jasa Raharja Putera	-	-	-	-	-	-	-	-	-	-	-
26	PT Asuransi Jasa Tania Tbk.	-	-	-	-	-	-	-	-	-	-	-
27	PT Asuransi Kredit Indonesia (Persero)	-	-	-	-	-	-	-	-	-	-	-
28	PT Malacca Trust Wuwungan Insurance	-	-	-	-	-	-	-	-	-	-	-
29	PT Asuransi Umum Mega	-	-	-	-	-	-	-	-	-	-	-
30	PT Asuransi Mega Pratama	-	-	-	-	-	-	-	-	-	-	-
31	PT Asuransi Kresna Mitra Tbk.	-	-	-	-	-	-	-	-	-	-	-
32	PT Pan Pacific Insurance	-	-	-	-	-	-	-	-	-	-	-
33	PT Asuransi Purna Artanugraha	-	-	-	-	-	-	-	-	-	-	-
34	PT Asuransi Raksa Pratikara	-	-	-	-	-	-	-	-	-	-	-
35	PT Asuransi Rama Satria Wibawa	-	-	-	-	-	-	-	-	-	-	-
36	PT Asuransi Recapital								-	-		-
37	PT Asuransi Reliance Indonesia	-	-	-	-	-	-	-	-	-	-	-
38	PT Sarana Lindung Upaya	-	-	-	-	-	-	-	-	-	-	-
39	PT Asuransi Sinar Mas	-	-	-	-	-	-	-	-	-	-	-
40	PT Asuransi Sumit Oto	-	-	-	-	-	-	-	-	-	-	-
41	PT Asuransi Staco Mandiri	-	-	-	-	-	-	-	-	-	-	-

NO *NO*	NAMA PERUSAHAAN *NAME OF COMPANY*	REASURANSI / *REINSURANCE*							KLAIM NETTO *NET CLAIM*	CADANGAN KLAIM *CLAIM RESERVE*		BEBAN KLAIM *CLAIMS INCURED*
		POS LANGSUNG *DIRECT BUSINESS*	INWARD			OUTWARD				TAHUN LALU *PREVIOUS YEAR*	TAHUN BERJALAN *CURRENT YEAR*	
			DALAM NEGERI *DOMESTIC*	LUAR NEGERI *ABROAD*		DALAM NEGERI *DOMESTIC*	LUAR NEGERI *ABROAD*					
				ASEAN *ASEAN*	LAINNYA *OTHERS*		ASEAN *ASEAN*	LAINNYA *OTHERS*				
(1)	(2)	(3)	(4)	(5)	(6)	(7)	(8)	(9)	(10)	(11)	(12)	(13)
42	PT Asuransi Tri Pakarta	-	-	-	-	-	-	-	-	-	-	-
43	PT Asuransi Tugu Kresna Pratama	-	-	-	-	-	-	-	-	-	-	-
44	PT Tugu Pratama Indonesia	2.102,38	-	-	-	-	-	-	2.102,38	-	(1.051,19)	1.051,19
45	PT Victoria Insurance Tbk.	-	-	-	-	-	-	-	-	-	-	-
46	PT Asuransi Videi	-	-	-	-	-	-	-	-	-	-	-
47	PT Asuransi Wahana Tata	-	-	-	-	-	-	-	-	-	-	-
48	PT Asuransi Mitra Pelindung Mustika	-	-	-	-	-	-	-	-	-	-	-
49	PT Asuransi Cakrawala Proteksi Indonesia	-	-	-	-	-	-	-	-	-	-	-
50	PT Asuransi Simas Net	-	-	-	-	-	-	-	-	-	-	-
51	PT Asuransi ASEI Indonesia	-	-	-	-	-	-	-	-	-	-	-
52	PT Bess Central Insurance	-	-	-	-	-	-	-	-	-	-	-
	JUMLAH / *SUB TOTAL*	**2.102,38**	**-**	**-**	**-**	**-**	**-**	**-**	**2.102,38**	**-**	**(1.051,19)**	**1.051,19**
	PERUSAHAAN ASURANSI UMUM PATUNGAN											
	JOINT VENTURE NON LIFE INSURANCE COMPANIES											
1	PT CHUBB General Insurance Indonesia	-	-	-	-	-	-	-	-	-	-	-
2	PT Asuransi Allianz Utama Indonesia	-	-	-	-	-	-	-	-	-	-	-
3	PT Asuransi AXA Indonesia	-	-	-	-	-	-	-	-	-	-	-
4	PT AIG Insurance Indonesia	-	-	-	-	-	-	-	-	-	-	-
5	PT China Taiping Insurance Indonesia	-	-	-	-	-	-	-	-	-	-	-
6	PT Meritz Korindo Insurance	-	-	-	-	-	-	-	-	-	-	-
7	PT KSK Insurance Indonesia	-	-	-	-	-	-	-	-	-	-	-
8	PT Kookmin Best Insurance Indonesia	-	-	-	-	-	-	-	-	-	-	-
9	PT Mandiri AXA General Insurance	-	-	-	-	-	-	-	-	-	-	-
10	PT Asuransi MSIG Indonesia	-	-	-	-	-	-	-	-	-	-	-
11	PT Sompo Insurance Indonesia	-	-	-	-	-	-	-	-	-	-	-
12	PT QBE General Insurance Indonesia	-	-	-	-	-	-	-	-	-	-	-
13	PT Asuransi Samsung Tugu	-	-	-	-	-	-	-	-	-	-	-
14	PT Asuransi Tokio Marine Indonesia	-	-	-	-	-	-	-	-	-	-	-
15	PT Zurich Insurance Indonesia	-	-	-	-	-	-	-	-	-	-	-
16	PT Asuransi Bina Dana Arta Tbk.	-	-	-	-	-	-	-	-	-	-	-
17	PT Asuransi FPG Indonesia	-	-	-	-	-	-	-	-	-	-	-
18	PT Lippo General Insurance Tbk.	-	-	-	-	-	-	-	-	-	-	-
19	PT Asuransi Parolamas	-	-	-	-	-	-	-	-	-	-	-
20	PT Asuransi Ramayana Tbk.	-	-	-	-	-	-	-	-	-	-	-
21	PT Asuransi Harta Aman Pratama Tbk.	-	-	-	-	-	-	-	-	-	-	-
22	PT Asuransi Multi Artha Guna Tbk.	-	-	-	-	-	-	-	-	-	-	-
	JUMLAH / *SUB TOTAL*	**-**	**-**	**-**	**-**	**-**	**-**	**-**	**-**	**-**	**-**	**-**
	PERUSAHAAN REASURANSI											
	REINSURANCE COMPANIES											
1	PT Reasuransi Indonesia Utama	-	-	-	-	-	-	-	-	-	-	-
2	PT Maskapai Reasuransi Indonesia	-	-	-	-	-	-	-	-	-	-	-
3	PT Reasuransi Nasional Indonesia	-	-	-	-	-	-	-	-	-	-	-
4	PT Tugu Reasuransi Indonesia	-	-	-	-	-	-	-	-	-	-	-
5	PT Reasuransi Maipark Indonesia	-	-	-	-	-	-	-	-	-	-	-
6	PT Reasuransi Nusantara Makmur	-	-	-	-	-	-	-	-	-	-	-
	JUMLAH / *SUB TOTAL*	**-**	**-**	**-**	**-**	**-**	**-**	**-**	**-**	**-**	**-**	**-**
	JUMLAH SELURUHNYA / *GRAND TOTAL*	**2.102,38**	**-**	**-**	**-**	**-**	**-**	**-**	**2.102,38**	**-**	**(1.051,19)**	**1.051,19**

Keterangan / *Notes* :
*) Tidak Menyampaikan Laporan / *Have Not Submitted Annual Report*

USAHA ASURANSI UMUM & REASURANSI
NON LIFE INSURANCE & REINSURANCE BUSINESS

TABEL: 2.12.7/TABLE: 2.12.7
KLAIM USAHA ASURANSI UMUM DAN REASURANSI TAHUN 2017
CLAIMS OF NON LIFE INSURANCE AND REINSURANCE BUSINESS IN 2017
Lini Usaha : Energi Darat
Line of Business : Energy On Shore

Dalam Jutaan Rupiah / *In Million Rupiah*

NO *NO*	NAMA PERUSAHAAN *NAME OF COMPANY*	REASURANSI / *REINSURANCE*							CADANGAN KLAIM *CLAIM RESERVE*			
		POS LANGSUNG *DIRECT BUSINESS*	INWARD			OUTWARD			KLAIM NETTO *NET CLAIM*	TAHUN LALU *PREVIOUS YEAR*	TAHUN BERJALAN *CURRENT YEAR*	BEBAN KLAIM *CLAIMS INCURED*
			DALAM NEGERI *DOMESTIC*	LUAR NEGERI *ABROAD*		DALAM NEGERI *DOMESTIC*	LUAR NEGERI *ABROAD*					
				ASEAN *ASEAN*	LAINNYA *OTHERS*		ASEAN *ASEAN*	LAINNYA *OTHERS*				
(1)	(2)	(3)	(4)	(5)	(6)	(7)	(8)	(9)	(10)	(11)	(12)	(13)
	PERUSAHAAN ASURANSI UMUM NASIONAL											
	NATIONAL NON LIFE INSURANCE COMPANIES											
1	PT Asuransi Adira Dinamika	45.977,54	-	-	-	47.494,99	-	-	(1.517,45)	(540,37)	(1.257,05)	(2.234,12)
2	PT Asuransi Artarindo	-	-	-	-	-	-	-	-	-	-	-
3	PT Arthagraha General Insurance	-	-	-	-	-	-	-	-	-	-	-
4	PT Asuransi Asoka Mas	-	-	-	-	-	-	-	-	-	-	-
5	PT Asuransi Astra Buana	66.649,05	-	-	-	46.862,66	482,74	1.798,21	17.505,44	46.467,43	32.400,37	3.438,38
6	PT Avrist General Insurance	-	-	-	-	-	-	-	-	-	-	-
7	PT Asuransi Bangun Askrida	5.308,45	3,37	-	-	3.727,47	-	-	1.584,34	(3.302,95)	(72,19)	4.815,10
8	PT Berdikari Insurance	-	-	-	-	-	-	-	-	-	-	-
9	PT Asuransi Bhakti Bhayangkara	-	-	-	-	-	-	-	-	-	-	-
10	PT Asuransi Binagriya Upakara	-	-	-	-	-	-	-	-	-	-	-
11	PT Asuransi Bintang Tbk.	-	-	-	-	-	-	-	-	-	-	-
12	PT Bosowa Asuransi	-	-	-	-	-	-	-	-	-	-	-
13	PT Asuransi Bringin Sejahtera Artamakmur	-	-	-	-	-	-	-	-	-	-	-
14	PT Asuransi Buana Independent	-	-	-	-	-	-	-	-	-	-	-
15	PT Asuransi Umum Bumiputera Muda 1967	-	-	-	-	-	-	-	-	-	-	-
16	PT Asuransi Central Asia	-	-	-	-	-	-	-	-	-	-	-
17	PT Asuransi Umum BCA	-	15,31	-	-	-	-	-	15,31	-	-	15,31
18	PT Citra International Underwriters	-	-	-	-	-	-	-	-	-	-	-
19	PT Asuransi Dayin Mitra Tbk.	-	-	-	-	-	-	-	-	-	-	-
20	PT Asuransi Eka Lloyd Jaya	-	-	-	-	-	-	-	-	-	-	-
21	PT Asuransi Himalaya Pelindung	-	-	-	-	-	-	-	-	-	-	-
22	PT Asuransi Intra Asia	-	-	-	-	-	-	-	-	-	-	-
23	PT MNC Asuransi Indonesia	-	-	-	-	-	-	-	-	-	-	-
24	PT Asuransi Jasa Indonesia (Persero)	-	-	-	-	-	-	-	-	-	-	-
25	PT Asuransi Jasa Raharja Putera	-	0,37	-	17,86	-	-	-	18,23	-	1,10	19,33
26	PT Asuransi Jasa Tania Tbk.	-	-	-	-	-	-	-	-	-	-	-
27	PT Asuransi Kredit Indonesia (Persero)	-	-	-	-	-	-	-	-	-	-	-
28	PT Malacca Trust Wuwungan Insurance	-	-	-	-	-	-	-	-	-	-	-
29	PT Asuransi Umum Mega	-	-	-	-	-	-	-	-	-	-	-
30	PT Asuransi Mega Pratama	-	-	-	-	-	-	-	-	-	-	-
31	PT Asuransi Kresna Mitra Tbk.	-	-	-	-	-	-	-	-	-	-	-
32	PT Pan Pacific Insurance	50,83	-	-	-	-	-	-	50,83	-	-	50,83
33	PT Asuransi Purna Artanugraha	30,52	7,63	-	-	-	-	-	38,15	5,74	8,81	41,22
34	PT Asuransi Raksa Pratikara	-	-	-	-	-	-	-	-	-	-	-
35	PT Asuransi Rama Satria Wibawa	-	-	-	-	-	-	-	-	-	-	-
36	PT Asuransi Recapital								-	-		-
37	PT Asuransi Reliance Indonesia	-	-	-	-	-	-	-	-	-	-	-
38	PT Sarana Lindung Upaya	-	-	-	-	-	-	-	-	-	-	-
39	PT Asuransi Sinar Mas	-	-	-	-	-	-	-	-	-	-	-
40	PT Asuransi Sumit Oto	-	-	-	-	-	-	-	-	-	-	-
41	PT Asuransi Staco Mandiri	-	-	-	-	-	-	-	-	-	-	-

NO *NO*	NAMA PERUSAHAAN *NAME OF COMPANY*	REASURANSI / *REINSURANCE*								CADANGAN KLAIM *CLAIM RESERVE*		
		POS LANGSUNG *DIRECT BUSINESS*	INWARD			OUTWARD			KLAIM NETTO *NET CLAIM*	TAHUN LALU *PREVIOUS YEAR*	TAHUN BERJALAN *CURRENT YEAR*	BEBAN KLAIM *CLAIMS INCURED*
			DALAM NEGERI *DOMESTIC*	LUAR NEGERI *ABROAD*		DALAM NEGERI *DOMESTIC*	LUAR NEGERI *ABROAD*					
				ASEAN *ASEAN*	LAINNYA *OTHERS*		ASEAN *ASEAN*	LAINNYA *OTHERS*				
(1)	(2)	(3)	(4)	(5)	(6)	(7)	(8)	(9)	(10)	(11)	(12)	(13)
42	PT Asuransi Tri Pakarta	-	-	-	-	-	-	-	-	-	-	-
43	PT Asuransi Tugu Kresna Pratama	-	-	-	-	-	-	-	-	-	-	-
44	PT Tugu Pratama Indonesia	1.010,35	-	-	-	-	-	-	1.010,35	(615,70)	(1.120,88)	505,17
45	PT Victoria Insurance Tbk.	-	-	-	-	-	-	-	-	-	-	-
46	PT Asuransi Videi	-	-	-	-	-	-	-	-	-	-	-
47	PT Asuransi Wahana Tata	-	-	-	-	-	-	-	-	-	-	-
48	PT Asuransi Mitra Pelindung Mustika	-	-	-	-	-	-	-	-	-	-	-
49	PT Asuransi Cakrawala Proteksi Indonesia	-	-	-	-	-	-	-	-	-	-	-
50	PT Asuransi Simas Net	-	-	-	-	-	-	-	-	-	-	-
51	PT Asuransi ASEI Indonesia	196,30	-	-	-	64,79	-	-	131,52	(2.870,16)	(4.475,02)	(1.473,34)
52	PT Bess Central Insurance	-	-	-	-	-	-	-	-	-	-	-
	JUMLAH / *SUB TOTAL*	**119.223,04**	**26,68**	**-**	**17,86**	**98.149,91**	**482,74**	**1.798,21**	**18.836,72**	**39.143,99**	**25.485,15**	**5.177,88**
	PERUSAHAAN ASURANSI UMUM PATUNGAN											
	JOINT VENTURE NON LIFE INSURANCE COMPANIES											
1	PT CHUBB General Insurance Indonesia	641,50	12.405,40	12.804,10	-	9.940,51	-	7.760,62	8.149,87	8.333,00	4.835,37	4.652,24
2	PT Asuransi Allianz Utama Indonesia	-	-	-	-	-	-	-	-	-	-	-
3	PT Asuransi AXA Indonesia	-	-	-	-	-	-	-	-	-	-	-
4	PT AIG Insurance Indonesia	61.463,56	351,89	-	-	6.182,23	-	55.549,94	83,28	(5.049,30)	(2.981,41)	2.151,17
5	PT China Taiping Insurance Indonesia	-	-	-	-	-	-	-	-	-	-	-
6	PT Meritz Korindo Insurance	-	-	-	-	-	-	-	-	-	-	-
7	PT KSK Insurance Indonesia	-	-	-	-	-	-	-	-	-	-	-
8	PT Kookmin Best Insurance Indonesia	-	-	-	-	-	-	-	-	-	-	-
9	PT Mandiri AXA General Insurance	-	-	-	-	-	-	-	-	-	-	-
10	PT Asuransi MSIG Indonesia	-	-	-	-	-	-	-	-	-	-	-
11	PT Sompo Insurance Indonesia	-	-	-	-	-	-	-	-	-	-	-
12	PT QBE General Insurance Indonesia	-	-	-	-	-	-	-	-	-	-	-
13	PT Asuransi Samsung Tugu	-	-	-	-	-	-	-	-	-	-	-
14	PT Asuransi Tokio Marine Indonesia	-	-	-	-	-	-	-	-	-	-	-
15	PT Zurich Insurance Indonesia	-	-	-	-	-	-	-	-	-	-	-
16	PT Asuransi Bina Dana Arta Tbk.	-	10,88	-	-	-	-	-	10,88	-	-	10,88
17	PT Asuransi FPG Indonesia	-	-	-	-	-	-	-	-	-	-	-
18	PT Lippo General Insurance Tbk.	-	-	-	-	-	-	-	-	-	-	-
19	PT Asuransi Parolamas	-	-	-	-	-	-	-	-	-	-	-
20	PT Asuransi Ramayana Tbk.	-	-	-	-	-	-	-	-	-	-	-
21	PT Asuransi Harta Aman Pratama Tbk.	-	-	-	-	-	-	-	-	-	-	-
22	PT Asuransi Multi Artha Guna Tbk.	-	-	-	-	-	-	-	-	-	-	-
	JUMLAH / *SUB TOTAL*	**62.105,06**	**12.768,16**	**12.804,10**	**-**	**16.122,74**	**-**	**63.310,56**	**8.244,03**	**3.283,70**	**1.853,96**	**6.814,29**
	PERUSAHAAN REASURANSI											
	REINSURANCE COMPANIES											
1	PT Reasuransi Indonesia Utama	-	-	-	-	-	-	-	-	-	-	-
2	PT Maskapai Reasuransi Indonesia	-	32,54	-	-	-	(0,50)	-	33,04	544,76	372,11	(139,62)
3	PT Reasuransi Nasional Indonesia	-	-	-	-	-	-	-	-	-	-	-
4	PT Tugu Reasuransi Indonesia	-	-	-	-	-	-	-	-	-	-	-
5	PT Reasuransi Maipark Indonesia	-	-	-	-	-	-	-	-	-	-	-
6	PT Reasuransi Nusantara Makmur	-	-	-	-	-	-	-	-	-	-	-
	JUMLAH / *SUB TOTAL*	**-**	**32,54**	**-**	**-**	**-**	**(0,50)**	**-**	**33,04**	**544,76**	**372,11**	**(139,62)**
	JUMLAH SELURUHNYA / *GRAND TOTAL*	**181.328,10**	**12.827,38**	**12.804,10**	**17,86**	**114.272,65**	**482,24**	**65.108,77**	**27.113,78**	**42.972,44**	**27.711,21**	**11.852,55**

Keterangan / *Notes* :
*) Tidak Menyampaikan Laporan / *Have Not Submitted Annual Report*

USAHA ASURANSI UMUM & REASURANSI

NON LIFE INSURANCE & REINSURANCE BUSINESS

TABEL: 2.12.8/TABLE: 2.12.8

KLAIM USAHA ASURANSI UMUM DAN REASURANSI TAHUN 2017

CLAIMS OF NON LIFE INSURANCE AND REINSURANCE BUSINESS IN 2017

Lini Usaha : Energi Lepas Pantai

Line of Business : Energy Off Shore

Dalam Jutaan Rupiah / *In Million Rupiah*

NO *NO*	NAMA PERUSAHAAN *NAME OF COMPANY*	REASURANSI / *REINSURANCE*							KLAIM NETTO *NET CLAIM*	CADANGAN KLAIM *CLAIM RESERVE*		BEBAN KLAIM *CLAIMS INCURED*
		POS LANGSUNG *DIRECT BUSINESS*	INWARD: DALAM NEGERI *DOMESTIC*	INWARD: LUAR NEGERI *ABROAD* ASEAN *ASEAN*	INWARD: LUAR NEGERI *ABROAD* LAINNYA *OTHERS*	OUTWARD: DALAM NEGERI *DOMESTIC*	OUTWARD: LUAR NEGERI *ABROAD* ASEAN *ASEAN*	OUTWARD: LUAR NEGERI *ABROAD* LAINNYA *OTHERS*		TAHUN LALU *PREVIOUS YEAR*	TAHUN BERJALAN *CURRENT YEAR*	
(1)	(2)	(3)	(4)	(5)	(6)	(7)	(8)	(9)	(10)	(11)	(12)	(13)
	PERUSAHAAN ASURANSI UMUM NASIONAL											
	NATIONAL NON LIFE INSURANCE COMPANIES											
1	PT Asuransi Adira Dinamika	-	-	-	-	-	-	-	-	-	-	-
2	PT Asuransi Artarindo	-	-	-	-	-	-	-	-	-	-	-
3	PT Arthagraha General Insurance	-	-	-	-	-	-	-	-	-	-	-
4	PT Asuransi Asoka Mas	-	-	-	-	-	-	-	-	-	-	-
5	PT Asuransi Astra Buana	-	-	-	-	-	-	-	-	-	-	-
6	PT Avrist General Insurance	-	-	-	-	-	-	-	-	-	-	-
7	PT Asuransi Bangun Askrida	384,47	94,68	-	-	302,96	-	-	176,19	-	(162,21)	13,98
8	PT Berdikari Insurance	-	-	-	-	-	-	-	-	-	-	-
9	PT Asuransi Bhakti Bhayangkara	-	-	-	-	-	-	-	-	-	-	-
10	PT Asuransi Binagriya Upakara	-	-	-	-	-	-	-	-	-	-	-
11	PT Asuransi Bintang Tbk.	-	-	-	-	-	-	-	-	-	-	-
12	PT Bosowa Asuransi	-	-	-	-	-	-	-	-	-	-	-
13	PT Asuransi Bringin Sejahtera Artamakmur	-	-	-	-	-	-	-	-	-	-	-
14	PT Asuransi Buana Independent	-	-	-	-	-	-	-	-	-	-	-
15	PT Asuransi Umum Bumiputera Muda 1967	-	-	-	-	-	-	-	-	-	-	-
16	PT Asuransi Central Asia	-	-	-	-	-	-	-	-	-	-	-
17	PT Asuransi Umum BCA	-	-	-	-	-	-	-	-	-	-	-
18	PT Citra International Underwriters	-	-	-	-	-	-	-	-	-	-	-
19	PT Asuransi Dayin Mitra Tbk.	-	-	-	-	-	-	-	-	-	-	-
20	PT Asuransi Eka Lloyd Jaya	-	-	-	-	-	-	-	-	-	-	-
21	PT Asuransi Himalaya Pelindung	-	-	-	-	-	-	-	-	-	0,07	0,07
22	PT Asuransi Intra Asia	-	-	-	-	-	-	-	-	-	-	-
23	PT MNC Asuransi Indonesia	-	-	-	-	-	-	-	-	-	-	-
24	PT Asuransi Jasa Indonesia (Persero)	666.295,19	364.711,89	-	50,04	22.295,25	-	998.476,54	10.285,34	(16.602,00)	(13.692,00)	13.195,34
25	PT Asuransi Jasa Raharja Putera	-	142,76	-	37,12	-	-	-	179,88	(12,40)	39,11	231,38
26	PT Asuransi Jasa Tania Tbk.	-	-	-	-	-	-	-	-	-	-	-
27	PT Asuransi Kredit Indonesia (Persero)	-	-	-	-	-	-	-	-	-	-	-
28	PT Malacca Trust Wuwungan Insurance	-	-	-	-	-	-	-	-	-	-	-
29	PT Asuransi Umum Mega	-	-	-	-	-	-	-	-	-	-	-
30	PT Asuransi Mega Pratama	2,71	42,63	-	-	-	-	-	45,34	-	-	45,34
31	PT Asuransi Kresna Mitra Tbk.	-	-	-	-	-	-	-	-	-	-	-
32	PT Pan Pacific Insurance	-	-	-	-	-	-	-	-	-	-	-
33	PT Asuransi Purna Artanugraha	-	-	-	-	-	-	-	-	-	-	-
34	PT Asuransi Raksa Pratikara	-	-	-	-	-	-	-	-	-	-	-
35	PT Asuransi Rama Satria Wibawa	-	-	-	-	-	-	-	-	-	-	-
36	PT Asuransi Recapital								-	-		-
37	PT Asuransi Reliance Indonesia	-	-	-	-	-	-	-	-	-	-	-
38	PT Sarana Lindung Upaya	-	-	-	-	-	-	-	-	-	-	-
39	PT Asuransi Sinar Mas	48.747,45	-	-	-	30.547,15	9.698,83	-	8.501,48	2.784,19	4.833,29	10.550,58
40	PT Asuransi Sumit Oto	-	-	-	-	-	-	-	-	-	-	-
41	PT Asuransi Staco Mandiri	-	-	-	-	-	-	-	-	-	-	-

NO *NO*	NAMA PERUSAHAAN *NAME OF COMPANY*	REASURANSI / *REINSURANCE*								CADANGAN KLAIM *CLAIM RESERVE*		
		POS LANGSUNG *DIRECT BUSINESS*	INWARD			OUTWARD			KLAIM NETTO *NET CLAIM*	TAHUN LALU *PREVIOUS YEAR*	TAHUN BERJALAN *CURRENT YEAR*	BEBAN KLAIM *CLAIMS INCURED*
			DALAM NEGERI *DOMESTIC*	LUAR NEGERI *ABROAD*		DALAM NEGERI *DOMESTIC*	LUAR NEGERI *ABROAD*					
				ASEAN *ASEAN*	LAINNYA *OTHERS*		ASEAN *ASEAN*	LAINNYA *OTHERS*				
(1)	(2)	(3)	(4)	(5)	(6)	(7)	(8)	(9)	(10)	(11)	(12)	(13)
42	PT Asuransi Tri Pakarta	-	-	-	-	-	-	-	-	-	-	-
43	PT Asuransi Tugu Kresna Pratama	-	-	-	-	-	-	-	-	-	-	-
44	PT Tugu Pratama Indonesia	131.084,31	-	-	-	50.507,83	22.438,83	58.947,86	(810,22)	(45.490,25)	(43.623,00)	1.057,03
45	PT Victoria Insurance Tbk.	-	-	-	-	-	-	-	-	-	-	-
46	PT Asuransi Videi	-	-	-	-	-	-	-	-	-	-	-
47	PT Asuransi Wahana Tata	132.026,47	-	-	-	127.078,20	6.235,71	-	(1.287,44)	5.489,81	5.799,78	(977,47)
48	PT Asuransi Mitra Pelindung Mustika	-	-	-	-	-	-	-	-	-	-	-
49	PT Asuransi Cakrawala Proteksi Indonesia	-	-	-	-	-	-	-	-	-	-	-
50	PT Asuransi Simas Net	-	-	-	-	-	-	-	-	-	-	-
51	PT Asuransi ASEI Indonesia	-	-	-	-	-	-	-	-	-	-	-
52	PT Bess Central Insurance	-	-	-	-	-	-	-	-	-	-	-
	JUMLAH / *SUB TOTAL*	**978.540,60**	**364.991,96**	**-**	**87,17**	**230.731,38**	**38.373,36**	**1.057.424,40**	**17.090,57**	**(53.830,65)**	**(46.804,97)**	**24.116,26**
	PERUSAHAAN ASURANSI UMUM PATUNGAN											
	JOINT VENTURE NON LIFE INSURANCE COMPANIES											
1	PT CHUBB General Insurance Indonesia	-	-	-	-	-	-	-	-	-	-	-
2	PT Asuransi Allianz Utama Indonesia	-	-	-	-	-	-	-	-	-	-	-
3	PT Asuransi AXA Indonesia	-	-	-	-	-	-	-	-	-	-	-
4	PT AIG Insurance Indonesia	-	-	-	-	-	-	-	-	-	-	-
5	PT China Taiping Insurance Indonesia	-	-	-	-	-	-	-	-	-	-	-
6	PT Meritz Korindo Insurance	-	-	-	-	-	-	-	-	-	-	-
7	PT KSK Insurance Indonesia	-	-	-	-	-	-	-	-	-	-	-
8	PT Kookmin Best Insurance Indonesia	-	-	-	-	-	-	-	-	-	-	-
9	PT Mandiri AXA General Insurance	-	7,92	-	-	-	-	-	7,92	-	-	7,92
10	PT Asuransi MSIG Indonesia	-	-	-	-	-	-	-	-	-	-	-
11	PT Sompo Insurance Indonesia	-	-	-	-	-	-	-	-	-	-	-
12	PT QBE General Insurance Indonesia	-	-	-	-	-	-	-	-	-	-	-
13	PT Asuransi Samsung Tugu	-	-	-	-	-	-	-	-	-	-	-
14	PT Asuransi Tokio Marine Indonesia	-	-	-	-	-	-	-	-	-	-	-
15	PT Zurich Insurance Indonesia	-	-	-	-	-	-	-	-	-	-	-
16	PT Asuransi Bina Dana Arta Tbk.	-	-	-	-	-	-	-	-	-	-	-
17	PT Asuransi FPG Indonesia	-	-	-	-	-	-	-	-	-	-	-
18	PT Lippo General Insurance Tbk.	-	-	-	-	-	-	-	-	-	-	-
19	PT Asuransi Parolamas	-	-	-	-	-	-	-	-	-	-	-
20	PT Asuransi Ramayana Tbk.	-	-	-	-	-	-	-	-	-	-	-
21	PT Asuransi Harta Aman Pratama Tbk.	-	-	-	-	-	-	-	-	-	-	-
22	PT Asuransi Multi Artha Guna Tbk.	18.048,20	-	-	-	14.041,07	-	-	4.007,13	9.071,34	4.769,61	(294,60)
	JUMLAH / *SUB TOTAL*	**18.048,20**	**7,92**	**-**	**-**	**14.041,07**	**-**	**-**	**4.015,05**	**9.071,34**	**4.769,61**	**(286,68)**
	PERUSAHAAN REASURANSI											
	REINSURANCE COMPANIES											
1	PT Reasuransi Indonesia Utama	-	-	-	-	-	-	-	-	-	-	-
2	PT Maskapai Reasuransi Indonesia	-	288,33	-	-	-	-	-	288,33	0,02	450,45	738,75
3	PT Reasuransi Nasional Indonesia	-	26.010,00	6,00	-	3.027,00	19.485,00	-	3.504,00	(7.372,00)	(6.475,00)	4.401,00
4	PT Tugu Reasuransi Indonesia	-	-	-	-	-	-	-	-	-	-	-
5	PT Reasuransi Maipark Indonesia	-	-	-	-	-	-	-	-	-	-	-
6	PT Reasuransi Nusantara Makmur	-	-	-	-	-	-	-	-	-	-	-
	JUMLAH / *SUB TOTAL*	**-**	**26.298,33**	**6,00**	**-**	**3.027,00**	**19.485,00**	**-**	**3.792,33**	**(7.371,98)**	**(6.024,55)**	**5.139,75**
	JUMLAH SELURUHNYA / *GRAND TOTAL*	**996.588,80**	**391.298,20**	**6,00**	**87,17**	**247.799,45**	**57.858,36**	**1.057.424,40**	**24.897,95**	**(52.131,29)**	**(48.059,91)**	**28.969,33**

Keterangan / *Notes* :
*) Tidak Menyampaikan Laporan / *Have Not Submitted Annual Report*

USAHA ASURANSI UMUM & REASURANSI
NON LIFE INSURANCE & REINSURANCE BUSINESS

TABEL: 2.12.9/TABLE: 2.12.9
KLAIM USAHA ASURANSI UMUM DAN REASURANSI TAHUN 2017
CLAIMS OF NON LIFE INSURANCE AND REINSURANCE BUSINESS IN 2017
Lini Usaha : Rekayasa
Line of Business : Engineering

Dalam Jutaan Rupiah / *In Million Rupiah*

NO *NO*	NAMA PERUSAHAAN *NAME OF COMPANY*	REASURANSI / *REINSURANCE*							CADANGAN KLAIM *CLAIM RESERVE*			
		POS LANGSUNG *DIRECT BUSINESS*	*INWARD*			*OUTWARD*			KLAIM NETTO *NET CLAIM*	TAHUN LALU *PREVIOUS YEAR*	TAHUN BERJALAN *CURRENT YEAR*	BEBAN KLAIM *CLAIMS INCURED*
			DALAM NEGERI *DOMESTIC*	LUAR NEGERI *ABROAD*		DALAM NEGERI *DOMESTIC*	LUAR NEGERI *ABROAD*					
				ASEAN *ASEAN*	LAINNYA *OTHERS*		ASEAN *ASEAN*	LAINNYA *OTHERS*				
(1)	(2)	(3)	(4)	(5)	(6)	(7)	(8)	(9)	(10)	(11)	(12)	(13)
	PERUSAHAAN ASURANSI UMUM NASIONAL											
	NATIONAL NON LIFE INSURANCE COMPANIES											
1	PT Asuransi Adira Dinamika	71.200,60	-	-	-	29.579,20	34.723,41	-	6.897,99	(14.027,78)	(11.152,14)	9.773,63
2	PT Asuransi Artarindo	-	-	-	-	-	-	-	-	-	0,10	0,10
3	PT Arthagraha General Insurance	44.199,83	215,41	-	-	22.512,52	7.604,75	7.793,51	6.504,46	(1.556,06)	(2.703,67)	5.356,84
4	PT Asuransi Asoka Mas	32.274,17	-	-	-	26.618,66	19,57	-	5.635,94	2.269,10	2.396,70	5.763,55
5	PT Asuransi Astra Buana	31.915,29	766,23	-	-	14.307,22	14.996,41	-	3.377,89	15.660,95	16.077,83	3.794,78
6	PT Avrist General Insurance	5.142,41	-	-	-	4.877,49	7,68	-	257,24	256,94	157,76	158,07
7	PT Asuransi Bangun Askrida	1.757,53	375,56	-	-	2.651,98	-	-	(518,89)	(1.802,24)	(1.445,63)	(162,28)
8	PT Berdikari Insurance	334,70	-	-	-	1.005,43	-	-	(670,74)	(8.268,17)	(12.790,92)	(5.193,48)
9	PT Asuransi Bhakti Bhayangkara	1.599,27	488,52	-	-	177,29	-	-	1.910,51	(1.128,29)	(1.170,17)	1.868,63
10	PT Asuransi Binagriya Upakara	12.474,35	120,61	-	-	11.158,94	-	-	1.436,02	3.636,01	1.351,73	(848,26)
11	PT Asuransi Bintang Tbk.	1.514,10	-	-	-	418,29	477,44	-	618,36	2.477,76	3.908,31	2.048,92
12	PT Bosowa Asuransi	3.945,77	-	-	-	1.474,85	-	-	2.470,92	(2.924,24)	(2.198,19)	3.196,97
13	PT Asuransi Bringin Sejahtera Artamakmur	3.811,98	-	-	-	3.245,31	-	-	566,66	(709,23)	(4.101,61)	(2.825,71)
14	PT Asuransi Buana Independent	728,60	12,30	2,06	-	409,62	-	-	333,34	(223,98)	(328,13)	229,19
15	PT Asuransi Umum Bumiputera Muda 1967	260,02	3.902,82	-	-	18,12	-	-	4.144,72	(1.468,25)	(2.435,27)	3.177,70
16	PT Asuransi Central Asia	57.505,54	12,37	7,75	-	40.090,07	7.257,70	5.429,89	4.748,00	6.988,03	5.681,49	3.441,46
17	PT Asuransi Umum BCA	764,09	0,14	-	-	222,05	33,76	-	508,42	(447,33)	(200,00)	755,75
18	PT Citra International Underwriters	-	-	-	-	-	-	-	-	-	-	-
19	PT Asuransi Dayin Mitra Tbk.	6.009,05	73,53	-	-	753,44	2.992,34	174,36	2.162,44	6.415,42	3.594,36	(658,62)
20	PT Asuransi Eka Lloyd Jaya	-	-	-	-	-	-	-	-	-	-	-
21	PT Asuransi Himalaya Pelindung	113,51	-	-	-	117,67	-	-	(4,16)	82,85	20,13	(66,88)
22	PT Asuransi Intra Asia	2.983,08	-	-	-	1.426,57	-	-	1.556,51	137,17	56,19	1.475,53
23	PT MNC Asuransi Indonesia	16.608,03	-	-	-	3.851,70	6.027,72	-	6.728,61	(5.373,45)	1.951,34	14.053,40
24	PT Asuransi Jasa Indonesia (Persero)	103.245,96	2.712,47	-	924,93	43.796,24	-	37.440,34	25.646,78	(15.990,00)	(17.572,00)	24.064,78
25	PT Asuransi Jasa Raharja Putera	17.523,71	1.012,38	-	4,07	13.495,34	-	-	5.044,81	4.814,52	492,89	723,17
26	PT Asuransi Jasa Tania Tbk.	21.106,27	5.670,62	-	-	8.797,36	-	-	17.979,53	(17.566,28)	(24.722,36)	10.823,46
27	PT Asuransi Kredit Indonesia (Persero)	-	-	-	-	-	-	-	-	-	-	-
28	PT Malacca Trust Wuwungan Insurance	4.172,18	-	-	-	2.019,25	-	-	2.152,93	936,53	648,15	1.864,56
29	PT Asuransi Umum Mega	8.661,27	1,02	-	-	3.838,98	2.404,17	-	2.419,14	(3.198,69)	(3.285,46)	2.332,36
30	PT Asuransi Mega Pratama	1.810,60	135,58	-	-	762,74	-	-	1.183,45	4.529,97	2.320,18	(1.026,34)
31	PT Asuransi Kresna Mitra Tbk.	36.515,48	-	-	-	33.422,65	1.797,94	-	1.294,89	1.358,46	2.009,60	1.946,04
32	PT Pan Pacific Insurance	2.738,04	-	-	-	1.931,11	-	-	806,93	(207,02)	(1.155,91)	(141,95)
33	PT Asuransi Purna Artanugraha	7.943,38	1.985,85	-	-	652,77	-	-	9.276,46	9.329,15	5.723,63	5.670,94
34	PT Asuransi Raksa Pratikara	-	-	-	-	-	-	-	-	-	-	-
35	PT Asuransi Rama Satria Wibawa	10.615,23	46,85	-	-	3.071,75	2.535,16	482,36	4.572,81	(2.563,08)	(2.455,01)	4.680,88
36	PT Asuransi Recapital								-	-		-
37	PT Asuransi Reliance Indonesia	288,55	-	-	-	254,42	-	-	34,13	333,84	290,85	(8,87)
38	PT Sarana Lindung Upaya	-	50,18	-	-	-	-	-	50,18	(3,10)	(3,10)	50,18
39	PT Asuransi Sinar Mas	9.294,36	874,54	0,54	5,76	4.984,81	873,80	312,71	4.003,87	5.284,68	9.149,50	7.868,69
40	PT Asuransi Sumit Oto	-	-	-	-	-	-	-	-	-	-	-
41	PT Asuransi Staco Mandiri	276,88	172,19	-	-	47,07	-	-	402,00	539,80	13,72	(124,08)

NO *NO*	NAMA PERUSAHAAN *NAME OF COMPANY*	REASURANSI / *REINSURANCE*							KLAIM NETTO *NET CLAIM*	CADANGAN KLAIM *CLAIM RESERVE*		BEBAN KLAIM *CLAIMS INCURED*
		POS LANGSUNG *DIRECT BUSINESS*	INWARD			OUTWARD				TAHUN LALU *PREVIOUS YEAR*	TAHUN BERJALAN *CURRENT YEAR*	
			DALAM NEGERI *DOMESTIC*	LUAR NEGERI *ABROAD*		DALAM NEGERI *DOMESTIC*	LUAR NEGERI *ABROAD*					
				ASEAN *ASEAN*	LAINNYA *OTHERS*		ASEAN *ASEAN*	LAINNYA *OTHERS*				
(1)	(2)	(3)	(4)	(5)	(6)	(7)	(8)	(9)	(10)	(11)	(12)	(13)
42	PT Asuransi Tri Pakarta	12.794,00	861,07	-	-	9.887,05	321,77	-	3.446,25	2.819,19	3.725,74	4.352,79
43	PT Asuransi Tugu Kresna Pratama	32.008,73	408,99	-	-	17.330,91	10.681,90	-	4.404,90	3.090,60	2.599,35	3.913,64
44	PT Tugu Pratama Indonesia	93.590,49	1.013,44	63,06	421,49	41.962,34	26.527,18	10.110,18	16.488,79	(41.247,86)	(35.389,36)	22.347,29
45	PT Victoria Insurance Tbk.	106,34	-	-	-	79,58	-	-	26,76	(200,74)	(1,24)	226,26
46	PT Asuransi Videi	1.150,07	-	-	-	491,20	-	-	658,87	566,25	5,00	97,62
47	PT Asuransi Wahana Tata	47.504,23	416,04	-	-	12.979,75	18.740,96	3.206,41	12.993,14	7.429,84	8.248,20	13.811,50
48	PT Asuransi Mitra Pelindung Mustika	50.635,32	116,16	-	-	44.070,16	6.573,95	-	107,37	817,92	1.252,89	542,33
49	PT Asuransi Cakrawala Proteksi Indonesia	3.338,20	-	-	-	3.178,05	45,03	-	115,12	62,22	690,05	742,95
50	PT Asuransi Simas Net	-	-	-	-	-	-	-	-	-	-	-
51	PT Asuransi ASEI Indonesia	53.300,96	-	-	-	17.591,63	-	-	35.709,33	(36.887,89)	(31.832,39)	40.764,82
52	PT Bess Central Insurance	1.437,52	-	-	-	932,65	7,25	-	497,62	554,48	823,62	766,76
	JUMLAH / *SUB TOTAL*	**815.199,70**	**21.444,85**	**73,41**	**1.356,25**	**430.494,25**	**144.649,91**	**64.949,75**	**197.980,29**	**(75.402,03)**	**(81.753,24)**	**191.629,08**
	PERUSAHAAN ASURANSI UMUM PATUNGAN											
	JOINT VENTURE NON LIFE INSURANCE COMPANIES											
1	PT CHUBB General Insurance Indonesia	6.183,68	-	-	-	-	25,11	-	6.158,58	1.670,00	9.811,42	14.300,00
2	PT Asuransi Allianz Utama Indonesia	57.897,67	8.194,31	-	-	3.309,77	54.384,76	-	8.397,45	24.588,98	19.759,63	3.568,10
3	PT Asuransi AXA Indonesia	20.741,99	1.271,22	-	-	4.758,16	-	5.976,39	11.278,66	22.068,57	19.635,33	8.845,42
4	PT AIG Insurance Indonesia	289,75	-	-	-	43,46	-	130,39	115,90	(1.013,23)	(2.019,30)	(890,17)
5	PT China Taiping Insurance Indonesia	8.063,15	-	-	-	1.025,59	19,10	5.692,20	1.326,27	2.312,16	2.257,90	1.272,00
6	PT Meritz Korindo Insurance	1.666,82	-	-	-	1.376,49	-	-	290,32	(589,61)	(356,84)	523,09
7	PT KSK Insurance Indonesia	10.896,78	-	-	-	1.833,11	7.718,99	169,93	1.174,74	(3.943,69)	(6.246,69)	(1.128,26)
8	PT Kookmin Best Insurance Indonesia	2.191,78	233,13	-	-	186,69	-	-	2.238,22	3.970,08	2.867,08	1.135,22
9	PT Mandiri AXA General Insurance	7.577,48	244,97	-	-	3.513,31	-	-	4.309,14	20.545,41	24.403,80	8.167,53
10	PT Asuransi MSIG Indonesia	22.033,34	978,89	16,54	-	6.376,61	4.176,69	9.820,09	2.655,37	5.215,46	4.440,86	1.880,77
11	PT Sompo Insurance Indonesia	5.118,81	-	-	-	715,14	74,55	2.187,87	2.141,25	4.179,93	7.453,70	5.415,02
12	PT QBE General Insurance Indonesia	-	-	-	-	-	-	9,43	(9,43)	(59.284,91)	(42.651,86)	16.623,62
13	PT Asuransi Samsung Tugu	7.866,16	990,86	27,37	1.099,96	1.470,98	410,81	6.598,86	1.503,70	8.548,75	12.633,55	5.588,50
14	PT Asuransi Tokio Marine Indonesia	9.109,57	332,80	-	183,96	1.625,87	3.029,97	190,46	4.780,04	7.744,98	12.878,86	9.913,91
15	PT Zurich Insurance Indonesia	15.035,69	5.670,19	-	-	2.963,16	-	15.618,50	2.124,23	11.559,61	7.604,34	(1.831,04)
16	PT Asuransi Bina Dana Arta Tbk.	41,18	-	-	-	34,61	-	-	6,57	257,88	478,33	227,02
17	PT Asuransi FPG Indonesia	123.986,51	-	-	-	38.547,17	6.522,87	53.765,87	25.150,60	9.429,38	9.458,76	25.179,98
18	PT Lippo General Insurance Tbk.	29.675,58	(75,29)	-	-	12.296,11	8.562,30	-	8.741,88	(15.627,06)	(15.827,84)	8.541,10
19	PT Asuransi Parolamas	160,69	1.047,15	-	-	92,17	-	-	1.115,67	1.153,71	2.593,10	2.555,06
20	PT Asuransi Ramayana Tbk.	49.889,99	-	-	-	36.576,38	-	-	13.313,61	(4.170,56)	(6.956,32)	10.527,85
21	PT Asuransi Harta Aman Pratama Tbk.	1.042,69	-	-	-	550,28	-	-	492,41	(840,88)	(378,54)	954,75
22	PT Asuransi Multi Artha Guna Tbk.	14.162,29	1.571,79	-	-	4.179,56	6.566,59	3.969,22	1.018,71	3.716,70	5.127,30	2.429,31
	JUMLAH / *SUB TOTAL*	**393.631,59**	**20.460,02**	**43,91**	**1.283,92**	**121.474,61**	**91.491,74**	**104.129,20**	**98.323,87**	**41.491,66**	**66.966,57**	**123.798,79**
	PERUSAHAAN REASURANSI											
	REINSURANCE COMPANIES											
1	PT Reasuransi Indonesia Utama	-	84.932,70	0,26	1,39	-	256,69	523,09	84.154,57	43.951,43	60.731,29	100.934,43
2	PT Maskapai Reasuransi Indonesia	-	27.538,49	-	-	-	1.664,34	-	25.874,15	21.121,98	19.790,44	24.542,61
3	PT Reasuransi Nasional Indonesia	-	81.799,00	19.181,00	-	106,00	23.070,00	-	77.804,00	(41.614,00)	(68.359,00)	51.059,00
4	PT Tugu Reasuransi Indonesia	-	92.725,04	6.668,41	8.608,86	1.433,22	9.294,88	3.631,43	93.642,78	75.830,14	115.748,19	133.560,83
5	PT Reasuransi Maipark Indonesia	-	-	-	-	-	-	-	-	-	-	-
6	PT Reasuransi Nusantara Makmur	-	-	-	-	-	-	-	-	-	0,01	0,01
	JUMLAH / *SUB TOTAL*	**-**	**286.995,23**	**25.849,67**	**8.610,25**	**1.539,22**	**34.285,91**	**4.154,52**	**281.475,50**	**99.289,55**	**127.910,93**	**310.096,88**
	JUMLAH SELURUHNYA / *GRAND TOTAL*	**1.208.831,28**	**328.900,09**	**25.966,99**	**11.250,41**	**553.508,08**	**270.427,56**	**173.233,47**	**577.779,66**	**65.379,17**	**113.124,27**	**625.524,76**

Keterangan / *Notes* :

*) Tidak Menyampaikan Laporan / *Have Not Submitted Annual Report*

USAHA ASURANSI UMUM & REASURANSI
NON LIFE INSURANCE & REINSURANCE BUSINESS

TABEL: 2.12.10/TABLE: 2.12.10
KLAIM USAHA ASURANSI UMUM DAN REASURANSI TAHUN 2017
CLAIMS OF NON LIFE INSURANCE AND REINSURANCE BUSINESS IN 2017
Lini Usaha : Tanggung Gugat
Line of Business : Liability

Dalam Jutaan Rupiah / *In Million Rupiah*

NO *NO*	NAMA PERUSAHAAN *NAME OF COMPANY*	REASURANSI / *REINSURANCE*							CADANGAN KLAIM *CLAIM RESERVE*			
		POS LANGSUNG *DIRECT BUSINESS*	*INWARD*			*OUTWARD*			KLAIM NETTO *NET CLAIM*	TAHUN LALU *PREVIOUS YEAR*	TAHUN BERJALAN *CURRENT YEAR*	BEBAN KLAIM *CLAIMS INCURED*
			DALAM NEGERI *DOMESTIC*	LUAR NEGERI *ABROAD*		DALAM NEGERI *DOMESTIC*	LUAR NEGERI *ABROAD*					
				ASEAN *ASEAN*	LAINNYA *OTHERS*		ASEAN *ASEAN*	LAINNYA *OTHERS*				
(1)	(2)	(3)	(4)	(5)	(6)	(7)	(8)	(9)	(10)	(11)	(12)	(13)
	PERUSAHAAN ASURANSI UMUM NASIONAL											
	NATIONAL NON LIFE INSURANCE COMPANIES											
1	PT Asuransi Adira Dinamika	6.526,42	-	-	-	644,19	756,22	-	5.126,01	(5.370,16)	(4.909,22)	5.586,95
2	PT Asuransi Artarindo	-	-	-	-	-	-	-	-	-	3,96	3,96
3	PT Arthagraha General Insurance	372,32	3,71	-	-	285,90	-	-	90,12	(61,70)	(63,53)	88,29
4	PT Asuransi Asoka Mas	4.282,61	-	-	-	1.642,52	695,56	36,06	1.908,47	-	-	1.908,47
5	PT Asuransi Astra Buana	2.780,11	-	-	-	109,35	1.059,35	-	1.611,42	1.900,82	2.702,71	2.413,30
6	PT Avrist General Insurance	76,33	-	-	-	35,53	-	-	40,79	5,23	12,36	47,92
7	PT Asuransi Bangun Askrida	305,68	33,26	-	-	259,32	-	-	79,61	(8.468,96)	(231,16)	8.317,42
8	PT Berdikari Insurance	-	-	-	-	-	-	-	-	-	-	-
9	PT Asuransi Bhakti Bhayangkara	135,43	0,02	-	-	5,86	-	-	129,59	(275,66)	(2,39)	402,86
10	PT Asuransi Binagriya Upakara	-	-	-	-	-	-	-	-	-	-	-
11	PT Asuransi Bintang Tbk.	411,42	-	-	-	-	-	-	411,42	139,62	803,99	1.075,78
12	PT Bosowa Asuransi	36,37	-	-	-	-	-	-	36,37	-	-	36,37
13	PT Asuransi Bringin Sejahtera Artamakmur	35,66	-	-	-	30,75	-	-	4,92	(120,00)	(320,00)	(195,08)
14	PT Asuransi Buana Independent	2,63	-	36,06	-	-	-	-	38,69	(62,03)	-	100,72
15	PT Asuransi Umum Bumiputera Muda 1967	5.577,88	6,23	-	-	393,62	-	-	5.190,48	(1.668,72)	(802,23)	6.056,97
16	PT Asuransi Central Asia	-	-	-	-	-	-	-	-	-	-	-
17	PT Asuransi Umum BCA	109,58	-	-	-	90,46	-	-	19,12	-	(14,96)	4,16
18	PT Citra International Underwriters	-	-	-	-	-	-	-	-	-	-	-
19	PT Asuransi Dayin Mitra Tbk.	620,96	-	-	-	442,62	26,91	60,35	91,08	1.943,60	1.869,33	16,81
20	PT Asuransi Eka Lloyd Jaya	-	-	-	-	-	-	-	-	-	-	-
21	PT Asuransi Himalaya Pelindung	10,91	-	-	-	8,68	-	-	2,23	18,29	-	(16,06)
22	PT Asuransi Intra Asia	677,85	-	-	-	-	-	-	677,85	250,74	691,26	1.118,37
23	PT MNC Asuransi Indonesia	78,02	-	-	-	31,89	12,70	-	33,43	(5,09)	44,63	83,15
24	PT Asuransi Jasa Indonesia (Persero)	-	-	-	-	-	-	-	-	-	-	-
25	PT Asuransi Jasa Raharja Putera	44.595,90	5.419,35	-	-	21.438,79	-	-	28.576,45	651,54	2.263,44	30.188,35
26	PT Asuransi Jasa Tania Tbk.	102,18	3,46	-	-	-	-	-	105,64	(112,68)	(13,53)	204,78
27	PT Asuransi Kredit Indonesia (Persero)	-	-	-	-	-	-	-	-	-	-	-
28	PT Malacca Trust Wuwungan Insurance	31,48	-	-	-	13,32	-	-	18,16	92,67	12,74	(61,77)
29	PT Asuransi Umum Mega	2.620,64	2,72	-	-	2.080,17	-	-	543,19	(1.013,44)	(309,22)	1.247,41
30	PT Asuransi Mega Pratama	355,24	27,32	-	-	107,25	-	-	275,32	22,90	834,08	1.086,50
31	PT Asuransi Kresna Mitra Tbk.	226,20	-	-	-	4,99	-	-	221,21	76,36	55,22	200,07
32	PT Pan Pacific Insurance	-	-	-	-	-	-	-	-	-	-	-
33	PT Asuransi Purna Artanugraha	1.828,59	457,15	-	-	476,90	-	-	1.808,84	701,12	570,89	1.678,61
34	PT Asuransi Raksa Pratikara	-	-	-	-	-	-	-	-	-	-	-
35	PT Asuransi Rama Satria Wibawa	4,42	-	-	-	0,75	0,70	-	2,96	109,82	(186,56)	(293,42)
36	PT Asuransi Recapital								-	-		-
37	PT Asuransi Reliance Indonesia	10,30	-	-	-	-	-	-	10,30	0,21	-	10,10
38	PT Sarana Lindung Upaya	-	-	-	-	-	-	-	-	-	-	-
39	PT Asuransi Sinar Mas	1.311,23	0,38	-	-	1.067,02	-	-	244,59	910,40	662,92	(2,89)
40	PT Asuransi Sumit Oto	-	-	-	-	-	-	-	-	-	-	-
41	PT Asuransi Staco Mandiri	-	-	-	-	-	-	-	-	-	-	-

NO *NO*	NAMA PERUSAHAAN *NAME OF COMPANY*	POS LANGSUNG *DIRECT BUSINESS*	REASURANSI / *REINSURANCE*						CADANGAN KLAIM *CLAIM RESERVE*			
			INWARD			*OUTWARD*						
			DALAM NEGERI *DOMESTIC*	LUAR NEGERI *ABROAD*		DALAM NEGERI *DOMESTIC*	LUAR NEGERI *ABROAD*		KLAIM NETTO *NET CLAIM*	TAHUN LALU *PREVIOUS YEAR*	TAHUN BERJALAN *CURRENT YEAR*	BEBAN KLAIM *CLAIMS INCURED*
				ASEAN *ASEAN*	LAINNYA *OTHERS*		ASEAN *ASEAN*	LAINNYA *OTHERS*				
(1)	(2)	(3)	(4)	(5)	(6)	(7)	(8)	(9)	(10)	(11)	(12)	(13)
42	PT Asuransi Tri Pakarta	-	-	-	-	-	-	-	-	-	-	-
43	PT Asuransi Tugu Kresna Pratama	-	10,04	-	-	-	-	-	10,04	226,60	15,02	(201,54)
44	PT Tugu Pratama Indonesia	2.900,30	217,14	23,34	40.744,60	2.452,66	3.011,85	1.250,14	37.170,73	(12.925,86)	(10.561,30)	39.535,29
45	PT Victoria Insurance Tbk.	-	-	-	-	-	-	-	-	(492,83)	(1.865,49)	(1.372,66)
46	PT Asuransi Videi	-	-	-	-	-	-	-	-	-	-	-
47	PT Asuransi Wahana Tata	920,24	2,77	-	-	523,83	-	102,68	296,50	391,11	964,83	870,22
48	PT Asuransi Mitra Pelindung Mustika	1.782,10	-	-	-	106,33	764,13	-	911,64	723,08	698,52	887,09
49	PT Asuransi Cakrawala Proteksi Indonesia	2,75	-	-	-	-	-	-	2,75	176,47	5,00	(168,73)
50	PT Asuransi Simas Net	-	-	-	-	-	-	-	-	-	-	-
51	PT Asuransi ASEI Indonesia	332,22	-	-	-	109,65	-	-	222,57	(1.275,53)	(1.210,42)	287,68
52	PT Bess Central Insurance	43,40	-	-	-	26,04	-	-	17,36	8,74	19,93	28,55
	JUMLAH / *SUB TOTAL*	**79.107,36**	**6.183,53**	**59,40**	**40.744,60**	**32.388,40**	**6.327,42**	**1.449,23**	**85.929,85**	**(23.503,32)**	**(8.259,19)**	**101.173,99**
	PERUSAHAAN ASURANSI UMUM PATUNGAN											
	JOINT VENTURE NON LIFE INSURANCE COMPANIES											
1	PT CHUBB General Insurance Indonesia	5.856,84	5,05	-	-	4,15	-	827,94	5.029,80	3.592,00	14.124,61	15.562,41
2	PT Asuransi Allianz Utama Indonesia	-	-	-	-	-	-	-	-	-	-	-
3	PT Asuransi AXA Indonesia	2.081,17	1,10	-	-	0,10	-	1.613,56	468,61	1.996,61	1.862,57	334,57
4	PT AIG Insurance Indonesia	9.740,73	1.721,43	-	-	1.561,29	-	6.098,06	3.802,80	(18.453,21)	(23.520,38)	(1.264,36)
5	PT China Taiping Insurance Indonesia	-	-	-	-	-	-	-	-	-	-	-
6	PT Meritz Korindo Insurance	41,35	-	-	-	33,35	-	-	8,00	(12,80)	(0,25)	20,55
7	PT KSK Insurance Indonesia	57,38	-	-	-	4,57	37,96	-	14,85	(173,41)	129,20	317,45
8	PT Kookmin Best Insurance Indonesia	-	-	-	-	-	-	-	-	-	-	-
9	PT Mandiri AXA General Insurance	(7,47)	0,47	-	-	-	-	-	(7,00)	366,30	1.150,69	777,39
10	PT Asuransi MSIG Indonesia	7.427,22	-	-	-	232,70	-	499,72	6.694,81	13.360,90	6.153,07	(513,03)
11	PT Sompo Insurance Indonesia	12.243,23	-	-	-	1.193,29	4.941,81	3.477,12	2.631,01	5.730,13	1.465,04	(1.634,08)
12	PT QBE General Insurance Indonesia	8.121,64	-	-	-	-	-	-	8.121,64	(17.971,50)	(15.115,18)	10.977,96
13	PT Asuransi Samsung Tugu	109,21	-	-	-	7,33	49,99	6,96	44,93	1.742,46	1.458,84	(238,69)
14	PT Asuransi Tokio Marine Indonesia	-	-	-	-	236,07	675,29	452,82	(1.364,18)	7.335,48	3.900,88	(4.798,78)
15	PT Zurich Insurance Indonesia	1.824,75	-	-	-	28,69	-	184,02	1.612,03	4.335,22	6.008,03	3.284,84
16	PT Asuransi Bina Dana Arta Tbk.	61,84	-	-	-	43,82	-	-	18,02	-	25,04	43,06
17	PT Asuransi FPG Indonesia	-	-	-	-	-	-	-	-	-	-	-
18	PT Lippo General Insurance Tbk.	1.664,49	-	-	-	950,16	-	-	714,33	(1.415,78)	(2.824,12)	(694,01)
19	PT Asuransi Parolamas	21,19	-	-	-	10,59	-	-	10,59	12,69	89,49	87,40
20	PT Asuransi Ramayana Tbk.	2.188,14	-	-	-	1.531,12	-	-	657,01	(1.996,19)	(2.469,82)	183,38
21	PT Asuransi Harta Aman Pratama Tbk.	-	-	-	-	-	-	-	-	-	-	-
22	PT Asuransi Multi Artha Guna Tbk.	682,56	-	-	-	220,09	31,61	59,55	371,31	1.502,18	1.479,42	348,55
	JUMLAH / *SUB TOTAL*	**52.114,24**	**1.728,05**	**-**	**-**	**6.057,32**	**5.736,66**	**13.219,76**	**28.828,56**	**(48,92)**	**(6.082,87)**	**22.794,61**
	PERUSAHAAN REASURANSI											
	REINSURANCE COMPANIES											
1	PT Reasuransi Indonesia Utama	-	-	-	-	-	-	-	-	-	-	-
2	PT Maskapai Reasuransi Indonesia	-	220,50	-	-	-	(3,09)	-	223,60	838,11	4.562,10	3.947,58
3	PT Reasuransi Nasional Indonesia	-	27.930,00	-	-	-	-	-	27.930,00	(7.545,00)	(30.514,00)	4.961,00
4	PT Tugu Reasuransi Indonesia	-	-	-	-	-	-	-	-	-	-	-
5	PT Reasuransi Maipark Indonesia	-	-	-	-	-	-	-	-	-	-	-
6	PT Reasuransi Nusantara Makmur	-	-	-	-	-	-	-	-	-	3,29	3,29
	JUMLAH / ***SUB TOTAL***	**-**	**28.150,50**	**-**	**-**	**-**	**(3,09)**	**-**	**28.153,60**	**(6.706,89)**	**(25.948,62)**	**8.911,87**
	JUMLAH SELURUHNYA / ***GRAND TOTAL***	**131.221,61**	**36.062,09**	**59,40**	**40.744,60**	**38.445,72**	**12.060,99**	**14.668,98**	**142.912,01**	**(30.259,14)**	**(40.290,68)**	**132.880,47**

Keterangan / *Notes* :
*) Tidak Menyampaikan Laporan / *Have Not Submitted Annual Report*

USAHA ASURANSI UMUM & REASURANSI
NON LIFE INSURANCE & REINSURANCE BUSINESS

TABEL: 2.12.11/TABLE: 2.12.11
KLAIM USAHA ASURANSI UMUM DAN REASURANSI TAHUN 2017
CLAIMS OF NON LIFE INSURANCE AND REINSURANCE BUSINESS IN 2017
Lini Usaha: Kecelakaan Diri & Kesehatan dan Asuransi Jiwa
Line of Business : Personal Accident & Health and Life Insurance

Dalam Jutaan Rupiah / *In Million Rupiah*

NO *NO*	NAMA PERUSAHAAN *NAME OF COMPANY*	REASURANSI / *REINSURANCE*								CADANGAN KLAIM *CLAIM RESERVE*		
		POS LANGSUNG *DIRECT BUSINESS*	*INWARD*			*OUTWARD*			KLAIM NETTO *NET CLAIM*	TAHUN LALU *PREVIOUS YEAR*	TAHUN BERJALAN *CURRENT YEAR*	BEBAN KLAIM *CLAIMS INCURED*
			DALAM NEGERI *DOMESTIC*	LUAR NEGERI *ABROAD*		DALAM NEGERI *DOMESTIC*	LUAR NEGERI *ABROAD*					
				ASEAN *ASEAN*	LAINNYA *OTHERS*		ASEAN *ASEAN*	LAINNYA *OTHERS*				
(1)	(2)	(3)	(4)	(5)	(6)	(7)	(8)	(9)	(10)	(11)	(12)	(13)
	PERUSAHAAN ASURANSI UMUM NASIONAL											
	NATIONAL NON LIFE INSURANCE COMPANIES											
1	PT Asuransi Adira Dinamika	273.811,43	-	-	-	3.714,56	-	-	270.096,86	(30.197,05)	(39.844,57)	260.449,35
2	PT Asuransi Artarindo	19,05	-	-	-	16,01	-	-	3,04	0,44	0,21	2,81
3	PT Arthagraha General Insurance	9.313,82	-	-	-	-	-	-	9.313,82	-	763,86	10.077,68
4	PT Asuransi Asoka Mas	-	-	-	-	-	-	-	-	-	-	-
5	PT Asuransi Astra Buana	585.786,52	-	-	-	435,05	4,60	-	585.346,87	63.658,71	74.971,98	596.660,13
6	PT Avrist General Insurance	22,19	-	-	-	17,75	-	-	4,44	13,80	22,07	12,71
7	PT Asuransi Bangun Askrida	153.721,26	1,58	-	-	25.536,01	-	-	128.186,83	(9.735,08)	(11.300,05)	126.621,85
8	PT Berdikari Insurance	563,38	-	-	-	-	-	-	563,38	(27,14)	(3.248,10)	(2.657,58)
9	PT Asuransi Bhakti Bhayangkara	808,00	8,41	-	-	90,56	-	-	725,85	(49,91)	(36,28)	739,48
10	PT Asuransi Binagriya Upakara	-	-	-	-	-	-	-	-	-	-	-
11	PT Asuransi Bintang Tbk.	157,46	-	-	-	3,94	3,94	-	149,59	156,93	27,02	19,68
12	PT Bosowa Asuransi	19.462,90	-	-	-	10.799,99	-	-	8.662,91	(5.684,17)	(5.022,16)	9.324,92
13	PT Asuransi Bringin Sejahtera Artamakmur	14.325,09	-	-	-	2.661,41	-	-	11.663,68	(4.214,84)	(5.881,78)	9.996,74
14	PT Asuransi Buana Independent	506,98	0,25	-	-	-	-	-	507,23	(148,74)	(273,78)	382,19
15	PT Asuransi Umum Bumiputera Muda 1967	50.392,21	244,81	-	-	12.171,66	-	-	38.465,36	(11.748,39)	(7.766,40)	42.447,36
16	PT Asuransi Central Asia	-	-	-	-	-	-	-	-	-	-	-
17	PT Asuransi Umum BCA	151,79	-	-	-	143,28	-	-	8,50	(0,07)	-	8,58
18	PT Citra International Underwriters	21.792,07	-	-	-	749,15	-	5.743,89	15.299,03	2.205,02	239,75	13.333,76
19	PT Asuransi Dayin Mitra Tbk.	-	-	-	-	-	-	-	-	-	-	-
20	PT Asuransi Eka Lloyd Jaya	12.122,73	-	-	-	1.918,54	-	-	10.204,19	440,10	864,35	10.628,44
21	PT Asuransi Himalaya Pelindung	733,17	-	-	-	1,20	0,49	-	731,48	1.459,26	-	(727,78)
22	PT Asuransi Intra Asia	12.001,07	561,92	-	-	6.286,88	-	-	6.276,11	74,57	259,54	6.461,08
23	PT MNC Asuransi Indonesia	1.397,60	-	-	-	932,65	-	-	464,95	(141,34)	684,94	1.291,23
24	PT Asuransi Jasa Indonesia (Persero)	-	-	-	-	-	-	-	-	-	-	-
25	PT Asuransi Jasa Raharja Putera	26.811,20	48,05	-	-	1.961,74	-	-	24.897,51	255,28	386,42	25.028,65
26	PT Asuransi Jasa Tania Tbk.	4.814,77	-	-	-	132,22	-	-	4.682,55	(872,61)	(1.565,60)	3.989,56
27	PT Asuransi Kredit Indonesia (Persero)	-	-	-	-	-	-	-	-	-	-	-
28	PT Malacca Trust Wuwungan Insurance	60.990,94	2.486,59	-	-	48.217,76	-	-	15.259,76	485,78	1.536,14	16.310,13
29	PT Asuransi Umum Mega	163.543,86	-	-	-	5.014,38	-	-	158.529,48	(18.426,40)	(20.796,53)	156.159,35
30	PT Asuransi Mega Pratama	2.796,70	-	-	-	1.646,84	-	-	1.149,85	120,55	102,73	1.132,03
31	PT Asuransi Kresna Mitra Tbk.	11.969,75	-	-	-	5.517,32	-	-	6.452,43	256,52	762,26	6.958,17
32	PT Pan Pacific Insurance	7.170,40	-	-	-	761,11	-	-	6.409,29	-	(102,25)	6.307,04
33	PT Asuransi Purna Artanugraha	20.306,18	5.076,55	-	-	13.830,94	3.457,74	-	8.094,05	612,56	3.515,97	10.997,46
34	PT Asuransi Raksa Pratikara	-	-	-	-	-	-	-	-	-	-	-
35	PT Asuransi Rama Satria Wibawa	429,46	0,16	-	-	194,22	-	(87,74)	323,14	(1.308,70)	(288,15)	1.343,69
36	PT Asuransi Recapital								-	-		-
37	PT Asuransi Reliance Indonesia	205.053,50	-	-	-	105.429,75	-	-	99.623,74	(14.932,20)	(23.253,49)	91.302,46
38	PT Sarana Lindung Upaya	23.321,36	-	-	-	4.067,24	-	-	19.254,12	(12.933,50)	(9.307,86)	22.879,76
39	PT Asuransi Sinar Mas	508.684,43	1.776,80	-	-	111,18	28,63	1.765,22	508.556,20	37.217,69	31.155,21	502.493,71
40	PT Asuransi Sumit Oto	0,23	-	-	-	0,11	-	-	0,12	(0,59)	(0,69)	0,02
41	PT Asuransi Staco Mandiri	-	-	-	-	-	-	-	-	-	-	-

NO *NO*	NAMA PERUSAHAAN *NAME OF COMPANY*	REASURANSI / *REINSURANCE*								CADANGAN KLAIM *CLAIM RESERVE*		
		POS LANGSUNG *DIRECT BUSINESS*	INWARD			OUTWARD			KLAIM NETTO *NET CLAIM*	TAHUN LALU *PREVIOUS YEAR*	TAHUN BERJALAN *CURRENT YEAR*	BEBAN KLAIM *CLAIMS INCURED*
			DALAM NEGERI *DOMESTIC*	LUAR NEGERI *ABROAD*		DALAM NEGERI *DOMESTIC*	LUAR NEGERI *ABROAD*					
				ASEAN *ASEAN*	LAINNYA *OTHERS*		ASEAN *ASEAN*	LAINNYA *OTHERS*				
(1)	(2)	(3)	(4)	(5)	(6)	(7)	(8)	(9)	(10)	(11)	(12)	(13)
42	PT Asuransi Tri Pakarta	-	-	-	-	-	-	-	-	-	-	-
43	PT Asuransi Tugu Kresna Pratama	180,00	427,24	-	-	162,00	-	-	445,24	-	-	445,24
44	PT Tugu Pratama Indonesia	34.435,23	2.187,15	-	-	7.346,12	-	-	29.276,26	(240,05)	(85,39)	29.430,92
45	PT Victoria Insurance Tbk.	8.683,43	-	-	-	5,37	-	-	8.678,06	(237,24)	(194,86)	8.720,44
46	PT Asuransi Videi	-	-	-	-	-	-	-	-	-	-	-
47	PT Asuransi Wahana Tata	308,59	9,51	-	-	39,08	-	-	279,02	252,51	575,51	602,02
48	PT Asuransi Mitra Pelindung Mustika	287,43	-	-	-	-	94,08	-	193,35	96,79	223,00	319,56
49	PT Asuransi Cakrawala Proteksi Indonesia	151,04	-	-	-	149,91	-	-	1,13	-	-	1,13
50	PT Asuransi Simas Net	1.238,05	-	-	-	-	-	-	1.238,05	862,72	1.130,04	1.505,38
51	PT Asuransi ASEI Indonesia	-	-	-	-	-	-	-	-	(122,78)	(449,09)	(326,32)
52	PT Bess Central Insurance	39.857,34	-	-	-	289,07	-	36.426,30	3.141,97	675,59	411,11	2.877,49
	JUMLAH / *SUB TOTAL*	**2.278.122,56**	**12.829,03**	**-**	**-**	**260.355,00**	**3.589,46**	**43.847,67**	**1.983.159,45**	**(2.175,98)**	**(11.784,92)**	**1.973.550,51**
	PERUSAHAAN ASURANSI UMUM PATUNGAN											
	JOINT VENTURE NON LIFE INSURANCE COMPANIES											
1	PT CHUBB General Insurance Indonesia	85.861,12	115,80	-	-	99,47	1,22	631,52	85.244,72	11.400,00	12.875,86	86.720,59
2	PT Asuransi Allianz Utama Indonesia	-	-	-	-	-	-	-	-	-	-	-
3	PT Asuransi AXA Indonesia	165.562,14	0,59	-	-	81.548,67	-	29.804,34	54.209,72	11.079,47	19.155,22	62.285,46
4	PT AIG Insurance Indonesia	14.777,17	25,71	-	-	-	-	-	14.802,88	(11.354,31)	(12.388,25)	13.768,95
5	PT China Taiping Insurance Indonesia	-	-	-	-	-	-	-	-	-	-	-
6	PT Meritz Korindo Insurance	691,60	-	-	-	2,38	-	-	689,22	(396,32)	(70,49)	1.015,04
7	PT KSK Insurance Indonesia	8.745,26	-	-	-	-	269,54	7.711,60	764,11	177,64	438,07	1.024,54
8	PT Kookmin Best Insurance Indonesia	259,85	-	-	-	63,91	-	-	195,93	141,56	114,78	169,16
9	PT Mandiri AXA General Insurance	11.473,67	-	-	-	10,63	-	-	11.463,04	6.044,49	5.822,87	11.241,42
10	PT Asuransi MSIG Indonesia	13.862,35	19,47	-	-	-	-	7,68	13.874,14	331,90	655,50	14.197,74
11	PT Sompo Insurance Indonesia	46.818,58	-	-	-	4.744,10	-	11.082,60	30.991,88	4.007,44	5.254,76	32.239,20
12	PT QBE General Insurance Indonesia	4.312,80	-	-	-	-	-	-	4.312,80	(2.201,31)	(2.342,91)	4.171,20
13	PT Asuransi Samsung Tugu	20.954,47	-	-	-	4.586,65	6,49	3,47	16.357,86	340,72	973,84	16.990,98
14	PT Asuransi Tokio Marine Indonesia	1.285,72	-	-	-	0,38	-	-	1.285,34	136,87	200,45	1.348,92
15	PT Zurich Insurance Indonesia	36.084,49	-	-	-	-	-	-	36.084,49	10.042,89	13.553,90	39.595,50
16	PT Asuransi Bina Dana Arta Tbk.	178.820,74	-	-	-	29,87	-	-	178.790,87	30.563,99	27.900,89	176.127,77
17	PT Asuransi FPG Indonesia	-	-	-	-	-	-	-	-	972,21	43,24	(928,97)
18	PT Lippo General Insurance Tbk.	605.208,28	-	-	-	24.736,23	-	-	580.472,05	(5.876,62)	(40.027,16)	546.321,52
19	PT Asuransi Parolamas	1.209,73	-	-	-	3,61	-	-	1.206,12	393,52	703,51	1.516,11
20	PT Asuransi Ramayana Tbk.	74.020,51	-	-	-	21.514,58	-	-	52.505,93	(1.223,75)	(2.941,86)	50.787,83
21	PT Asuransi Harta Aman Pratama Tbk.	4.987,63	-	-	-	4.171,88	-	-	815,75	501,62	(963,77)	(649,64)
22	PT Asuransi Multi Artha Guna Tbk.	103.979,11	-	-	-	441,39	11,99	335,74	103.189,99	9.676,08	7.473,56	100.987,47
	JUMLAH / *SUB TOTAL*	**1.378.915,22**	**161,57**	**-**	**-**	**141.953,75**	**289,23**	**49.576,95**	**1.187.256,86**	**64.758,10**	**36.432,01**	**1.158.930,78**
	PERUSAHAAN REASURANSI											
	REINSURANCE COMPANIES											
1	PT Reasuransi Indonesia Utama	-	1.159.465,54	-	0,57	152.634,66	-	10.791,47	996.039,98	51.854,80	66.004,36	1.010.189,55
2	PT Maskapai Reasuransi Indonesia	-	730.765,88	-	-	-	267.794,90	-	462.970,98	19.444,65	60.823,53	504.349,85
3	PT Reasuransi Nasional Indonesia	-	5.690,00	-	-	-	-	-	5.690,00	(5.043,00)	(3.897,00)	6.836,00
4	PT Tugu Reasuransi Indonesia	-	-	-	-	-	-	-	-	-	-	-
5	PT Reasuransi Maipark Indonesia	-	-	-	-	-	-	-	-	-	-	-
6	PT Reasuransi Nusantara Makmur	-	-	-	-	-	-	-	-	-	0,09	0,09
	JUMLAH / *SUB TOTAL*	**-**	**1.895.921,42**	**-**	**0,57**	**152.634,66**	**267.794,90**	**10.791,47**	**1.464.700,96**	**66.256,46**	**122.930,99**	**1.521.375,49**
	JUMLAH SELURUHNYA / *GRAND TOTAL*	**3.657.037,78**	**1.908.912,03**	**-**	**0,57**	**554.943,40**	**271.673,60**	**104.216,09**	**4.635.117,27**	**128.838,58**	**147.578,08**	**4.653.856,78**

Keterangan / *Notes* :

*) Tidak Menyampaikan Laporan / *Have Not Submitted Annual Report*

USAHA ASURANSI UMUM & REASURANSI
NON LIFE INSURANCE & REINSURANCE BUSINESS

TABEL: 2.12.12/TABLE: 2.12.12
KLAIM USAHA ASURANSI UMUM DAN REASURANSI TAHUN 2017
CLAIMS OF NON LIFE INSURANCE AND REINSURANCE BUSINESS IN 2017
Lini Usaha : Kredit
Line of Business : Credit

Dalam Jutaan Rupiah / *In Million Rupiah*

NO *NO*	NAMA PERUSAHAAN *NAME OF COMPANY*	REASURANSI / *REINSURANCE*							KLAIM NETTO *NET CLAIM*	CADANGAN KLAIM *CLAIM RESERVE*		BEBAN KLAIM *CLAIMS INCURED*
		POS LANGSUNG *DIRECT BUSINESS*	*INWARD*			*OUTWARD*				TAHUN LALU *PREVIOUS YEAR*	TAHUN BERJALAN *CURRENT YEAR*	
			DALAM NEGERI *DOMESTIC*	LUAR NEGERI *ABROAD*		DALAM NEGERI *DOMESTIC*	LUAR NEGERI *ABROAD*					
				ASEAN *ASEAN*	LAINNYA *OTHERS*		ASEAN *ASEAN*	LAINNYA *OTHERS*				
(1)	(2)	(3)	(4)	(5)	(6)	(7)	(8)	(9)	(10)	(11)	(12)	(13)
	PERUSAHAAN ASURANSI UMUM NASIONAL *NATIONAL NON LIFE INSURANCE COMPANIES*											
1	PT Asuransi Adira Dinamika	-	-	-	-	-	-	-	-	-	-	-
2	PT Asuransi Artarindo	-	-	-	-	-	-	-	-	-	-	-
3	PT Arthagraha General Insurance	-	-	-	-	-	-	-	-	-	-	-
4	PT Asuransi Asoka Mas	-	-	-	-	-	-	-	-	-	-	-
5	PT Asuransi Astra Buana	-	-	-	-	-	-	-	-	-	-	-
6	PT Avrist General Insurance	-	-	-	-	-	-	-	-	-	-	-
7	PT Asuransi Bangun Askrida	1.001.387,58	3.277,55	-	-	107.479,51	-	-	897.185,62	(34.658,61)	(79.412,28)	852.431,95
8	PT Berdikari Insurance	-	-	-	-	-	-	-	-	-	-	-
9	PT Asuransi Bhakti Bhayangkara	-	-	-	-	-	-	-	-	-	-	-
10	PT Asuransi Binagriya Upakara	-	-	-	-	-	-	-	-	-	-	-
11	PT Asuransi Bintang Tbk.	-	-	-	-	-	-	-	-	-	-	-
12	PT Bosowa Asuransi	-	-	-	-	-	-	-	-	-	-	-
13	PT Asuransi Bringin Sejahtera Artamakmur	36.053,73	-	-	-	21.666,94	-	-	14.386,79	(9.793,77)	(2.590,51)	21.590,05
14	PT Asuransi Buana Independent	-	-	-	-	-	-	-	-	-	-	-
15	PT Asuransi Umum Bumiputera Muda 1967	3.081,39	-	-	-	316,27	-	-	2.765,12	(4.962,13)	(2.324,89)	5.402,35
16	PT Asuransi Central Asia	-	-	-	-	-	-	-	-	-	-	-
17	PT Asuransi Umum BCA	-	-	-	-	-	-	-	-	-	-	-
18	PT Citra International Underwriters	-	-	-	-	-	-	-	-	-	-	-
19	PT Asuransi Dayin Mitra Tbk.	-	-	-	-	-	-	-	-	-	-	-
20	PT Asuransi Eka Lloyd Jaya	-	-	-	-	-	-	-	-	-	-	-
21	PT Asuransi Himalaya Pelindung	-	-	-	-	-	-	-	-	-	-	-
22	PT Asuransi Intra Asia	-	-	-	-	-	-	-	-	-	-	-
23	PT MNC Asuransi Indonesia	-	-	-	-	-	-	-	-	-	-	-
24	PT Asuransi Jasa Indonesia (Persero)	-	-	-	-	-	-	-	-	-	-	-
25	PT Asuransi Jasa Raharja Putera	71.907,70	595,12	-	-	34.022,69	-	-	38.480,14	172,37	318,53	38.626,30
26	PT Asuransi Jasa Tania Tbk.	-	-	-	-	-	-	-	-	-	-	-
27	PT Asuransi Kredit Indonesia (Persero)	1.384.482,42	-	-	-	-	-	-	-	166.264,02	381.257,46	-
28	PT Malacca Trust Wuwungan Insurance	-	-	-	-	-	-	-	-	-	-	-
29	PT Asuransi Umum Mega	5.179,31	-	-	-	1.547,21	-	-	3.632,10	(2,44)	(1.316,07)	2.318,48
30	PT Asuransi Mega Pratama	-	-	-	-	-	-	-	-	-	-	-
31	PT Asuransi Kresna Mitra Tbk.	-	-	-	-	-	-	-	-	-	-	-
32	PT Pan Pacific Insurance	-	-	-	-	-	-	-	-	-	-	-
33	PT Asuransi Purna Artanugraha	-	-	-	-	-	-	-	-	-	-	-
34	PT Asuransi Raksa Pratikara	-	-	-	-	-	-	-	-	-	-	-
35	PT Asuransi Rama Satria Wibawa	-	-	-	-	-	-	-	-	-	-	-
36	PT Asuransi Recapital*	-	-	-	-	-	-	-	-	-	-	-
37	PT Asuransi Reliance Indonesia	-	-	-	-	-	-	-	-	-	-	-
38	PT Sarana Lindung Upaya	-	-	-	-	-	-	-	-	-	-	-
39	PT Asuransi Sinar Mas	19.268,12	279,39	-	-	0,01	2.079,27	-	17.468,22	1.742,38	833,29	16.559,13
40	PT Asuransi Sumit Oto	-	-	-	-	-	-	-	-	-	-	-
41	PT Asuransi Staco Mandiri	-	-	-	-	-	-	-	-	-	-	-

NO *NO*	NAMA PERUSAHAAN *NAME OF COMPANY*	REASURANSI / *REINSURANCE*								CADANGAN KLAIM *CLAIM RESERVE*		
		POS LANGSUNG *DIRECT BUSINESS*	*INWARD*			*OUTWARD*			KLAIM NETTO *NET CLAIM*	TAHUN LALU *PREVIOUS YEAR*	TAHUN BERJALAN *CURRENT YEAR*	BEBAN KLAIM *CLAIMS INCURED*
			DALAM NEGERI *DOMESTIC*	LUAR NEGERI *ABROAD*		DALAM NEGERI *DOMESTIC*	LUAR NEGERI *ABROAD*					
				ASEAN *ASEAN*	LAINNYA *OTHERS*		ASEAN *ASEAN*	LAINNYA *OTHERS*				
(1)	(2)	(3)	(4)	(5)	(6)	(7)	(8)	(9)	(10)	(11)	(12)	(13)
42	PT Asuransi Tri Pakarta	-	-	-	-	-	-	-	-	-	-	-
43	PT Asuransi Tugu Kresna Pratama	-	-	-	-	-	-	-	-	-	-	-
44	PT Tugu Pratama Indonesia	23.912,85	-	-	-	4.380,64	8.280,50	547,52	10.704,19	-	(3.155,46)	7.548,74
45	PT Victoria Insurance Tbk.	-	-	-	-	-	-	-	-	-	-	-
46	PT Asuransi Videi	-	-	-	-	-	-	-	-	-	-	-
47	PT Asuransi Wahana Tata	-	-	-	-	-	-	-	-	-	-	-
48	PT Asuransi Mitra Pelindung Mustika	-	-	-	-	-	-	-	-	-	-	-
49	PT Asuransi Cakrawala Proteksi Indonesia	-	-	-	-	-	-	-	-	-	-	-
50	PT Asuransi Simas Net	-	-	-	-	-	-	-	-	-	-	-
51	PT Asuransi ASEI Indonesia	30.052,13	-	-	-	24.356,19	-	-	5.695,94	(48.060,32)	(68.803,13)	(15.046,86)
52	PT Bess Central Insurance	-	-	-	-	-	-	-	-	-	-	-
	JUMLAH / SUB TOTAL	**2.575.325,24**	**4.152,05**	**-**	**-**	**193.769,46**	**10.359,77**	**547,52**	**990.318,13**	**70.701,49**	**224.806,94**	**929.430,13**
	PERUSAHAAN ASURANSI UMUM PATUNGAN											
	JOINT VENTURE NON LIFE INSURANCE COMPANIES											
1	PT CHUBB General Insurance Indonesia	-	-	-	-	-	-	-	-	-	-	-
2	PT Asuransi Allianz Utama Indonesia	-	-	-	-	-	-	-	-	-	-	-
3	PT Asuransi AXA Indonesia	-	-	-	-	-	-	-	-	-	-	-
4	PT AIG Insurance Indonesia	-	(3.362,88)	-	-	(336,29)	-	(3.021,55)	(5,04)	(399,68)	(700,01)	(305,37)
5	PT China Taiping Insurance Indonesia	-	-	-	-	-	-	-	-	-	-	-
6	PT Meritz Korindo Insurance	-	-	-	-	-	-	-	-	-	-	-
7	PT KSK Insurance Indonesia	-	-	-	-	-	-	-	-	-	-	-
8	PT Kookmin Best Insurance Indonesia	-	-	-	-	-	-	-	-	-	-	-
9	PT Mandiri AXA General Insurance	-	-	-	-	-	-	-	-	-	-	-
10	PT Asuransi MSIG Indonesia	-	-	-	-	-	-	-	-	-	(392,14)	(392,14)
11	PT Sompo Insurance Indonesia	-	-	-	-	-	-	-	-	-	-	-
12	PT QBE General Insurance Indonesia	-	-	-	-	-	-	-	-	-	-	-
13	PT Asuransi Samsung Tugu	-	-	-	-	-	-	-	-	-	-	-
14	PT Asuransi Tokio Marine Indonesia	-	-	-	-	-	-	-	-	-	-	-
15	PT Zurich Insurance Indonesia	-	-	-	-	-	-	-	-	-	-	-
16	PT Asuransi Bina Dana Arta Tbk.	-	-	-	-	-	-	-	-	-	-	-
17	PT Asuransi FPG Indonesia	-	-	-	-	-	-	-	-	-	-	-
18	PT Lippo General Insurance Tbk.	-	-	-	-	-	-	-	-	-	-	-
19	PT Asuransi Parolamas	-	-	-	-	-	-	-	-	-	-	-
20	PT Asuransi Ramayana Tbk.	-	-	-	-	-	-	-	-	-	-	-
21	PT Asuransi Harta Aman Pratama Tbk.	-	-	-	-	-	-	-	-	-	-	-
22	PT Asuransi Multi Artha Guna Tbk.	-	-	-	-	-	-	-	-	-	-	-
	JUMLAH / SUB TOTAL	**-**	**(3.362,88)**	**-**	**-**	**(336,29)**	**-**	**(3.021,55)**	**(5,04)**	**(399,68)**	**(1.092,15)**	**(697,52)**
	PERUSAHAAN REASURANSI											
	REINSURANCE COMPANIES											
1	PT Reasuransi Indonesia Utama	-	-	-	-	-	-	-	-	-	-	-
2	PT Maskapai Reasuransi Indonesia	-	19.795,33	-	-	-	(15,42)	-	19.810,75	20.593,25	17.348,31	16.565,81
3	PT Reasuransi Nasional Indonesia	-	552.366,22	11.272,78	-	-	4.651,00	-	558.988,00	(118.426,00)	(97.506,00)	579.908,00
4	PT Tugu Reasuransi Indonesia	-	-	-	-	-	-	-	-	-	-	-
5	PT Reasuransi Maipark Indonesia	-	-	-	-	-	-	-	-	-	-	-
6	PT Reasuransi Nusantara Makmur	-	-	-	-	-	-	-	-	-	-	-
	JUMLAH / SUB TOTAL	**-**	**572.161,55**	**11.272,78**	**-**	**-**	**4.635,58**	**-**	**578.798,75**	**(97.832,75)**	**(80.157,69)**	**596.473,81**
	JUMLAH SELURUHNYA / GRAND TOTAL	**2.575.325,24**	**572.950,72**	**11.272,78**	**-**	**193.433,17**	**14.995,35**	**(2.474,03)**	**1.569.111,83**	**(27.530,94)**	**143.557,10**	**1.525.206,43**

Keterangan / *Notes* :
*) Tidak Menyampaikan Laporan / *Have Not Submitted Annual Report*

USAHA ASURANSI UMUM & REASURANSI
NON LIFE INSURANCE & REINSURANCE BUSINESS

TABEL: 2.12.13/TABLE: 2.12.13
KLAIM USAHA ASURANSI UMUM DAN REASURANSI TAHUN 2017
CLAIMS OF NON LIFE INSURANCE AND REINSURANCE BUSINESS IN 2017
Lini Usaha : Penjaminan
Line of Business : Suretyship

Dalam Jutaan Rupiah / *In Million Rupiah*

NO *NO*	NAMA PERUSAHAAN *NAME OF COMPANY*	REASURANSI / *REINSURANCE*							CADANGAN KLAIM *CLAIM RESERVE*			
		POS LANGSUNG *DIRECT BUSINESS*	*INWARD*			*OUTWARD*			KLAIM NETTO *NET CLAIM*	TAHUN LALU *PREVIOUS YEAR*	TAHUN BERJALAN *CURRENT YEAR*	BEBAN KLAIM *CLAIMS INCURED*
			DALAM NEGERI *DOMESTIC*	LUAR NEGERI *ABROAD*		DALAM NEGERI *DOMESTIC*	LUAR NEGERI *ABROAD*					
				ASEAN *ASEAN*	LAINNYA *OTHERS*		ASEAN *ASEAN*	LAINNYA *OTHERS*				
(1)	(2)	(3)	(4)	(5)	(6)	(7)	(8)	(9)	(10)	(11)	(12)	(13)
	PERUSAHAAN ASURANSI UMUM NASIONAL											
	NATIONAL NON LIFE INSURANCE COMPANIES											
1	PT Asuransi Adira Dinamika	1.410,38	-	-	-	436,61	-	-	973,77	(4.339,02)	(2.150,32)	3.162,47
2	PT Asuransi Artarindo	-	2,43	-	-	-	-	-	2,43	-	6,53	8,96
3	PT Arthagraha General Insurance	-	25,81	-	-	-	-	-	25,81	-	-	25,81
4	PT Asuransi Asoka Mas	54,76	-	-	-	24,81	-	-	29,95	694,69	880,37	215,64
5	PT Asuransi Astra Buana	30,75	-	-	-	3,15	-	-	27,60	-	-	27,60
6	PT Avrist General Insurance	-	-	-	-	-	-	-	-	-	-	-
7	PT Asuransi Bangun Askrida	2.292,44	1.515,37	-	-	1.471,67	-	-	2.336,14	(5.437,43)	(1.394,92)	6.378,65
8	PT Berdikari Insurance	-	-	-	-	-	-	-	-	-	-	-
9	PT Asuransi Bhakti Bhayangkara	20,44	2.583,76	-	-	13,29	-	-	2.590,91	(34,56)	(225,97)	2.399,50
10	PT Asuransi Binagriya Upakara	53,29	299,65	-	-	51,17	-	-	301,77	1.041,19	497,98	(241,44)
11	PT Asuransi Bintang Tbk.	896,98	-	-	-	(1,64)	(1,64)	-	900,26	1.534,62	1.533,48	899,12
12	PT Bosowa Asuransi	1.529,61	-	-	-	15,77	-	-	1.513,84	(3.822,78)	(26.329,33)	(20.992,71)
13	PT Asuransi Bringin Sejahtera Artamakmur	375,23	-	-	-	-	-	-	375,23	-	(569,13)	(193,90)
14	PT Asuransi Buana Independent	-	508,07	-	-	-	-	-	508,07	(102,09)	(123,02)	487,14
15	PT Asuransi Umum Bumiputera Muda 1967	26.491,55	228,29	-	-	21.890,83	-	-	4.829,02	(7.645,14)	(5.345,847)	7.128,31
16	PT Asuransi Central Asia	-	-	-	-	-	-	-	-	-	-	-
17	PT Asuransi Umum BCA	-	-	-	-	-	-	-	-	-	-	-
18	PT Citra International Underwriters	-	-	-	-	-	-	-	-	-	-	-
19	PT Asuransi Dayin Mitra Tbk.	-	-	-	-	-	-	-	-	-	-	-
20	PT Asuransi Eka Lloyd Jaya	-	-	-	-	-	-	-	-	-	-	-
21	PT Asuransi Himalaya Pelindung	223,05	-	-	-	25,00	-	-	198,05	7,24	-	190,81
22	PT Asuransi Intra Asia	-	-	-	-	-	-	-	-	-	-	-
23	PT MNC Asuransi Indonesia	-	-	-	-	-	-	-	-	-	-	-
24	PT Asuransi Jasa Indonesia (Persero)	69.785,39	11.405,93	-	-	58.995,49	-	-	22.195,83	(12.145,00)	(11.329,00)	23.011,83
25	PT Asuransi Jasa Raharja Putera	25.278,32	142,86	-	-	8.262,01	(145,75)	(0,35)	17.305,27	15.505,98	12.092,85	13.892,14
26	PT Asuransi Jasa Tania Tbk.	(92,34)	9.689,33	-	-	(48,69)	-	-	9.645,69	(736,31)	(796,71)	9.585,28
27	PT Asuransi Kredit Indonesia (Persero)	43.065,28	-	-	-	-	-	-	-	20.883,67	47.268,01	-
28	PT Malacca Trust Wuwungan Insurance	-	-	-	-	-	-	-	-	-	-	-
29	PT Asuransi Umum Mega	-	-	-	-	-	-	-	-	-	-	-
30	PT Asuransi Mega Pratama	449,44	28,72	-	-	(116,78)	-	-	594,94	22.820,32	23.924,36	1.698,98
31	PT Asuransi Kresna Mitra Tbk.	696,78	-	-	-	487,74	-	-	209,03	-	153,26	362,29
32	PT Pan Pacific Insurance	(23,39)	-	-	-	(15,20)	-	-	(8,19)	26,11	26,11	(8,19)
33	PT Asuransi Purna Artanugraha	1.684,34	421,08	-	-	-	-	-	2.105,42	980,98	1.101,63	2.226,07
34	PT Asuransi Raksa Pratikara	-	-	-	-	-	-	-	-	-	-	-
35	PT Asuransi Rama Satria Wibawa	19,54	37,52	-	-	16,71	-	-	40,35	(1.898,58)	-	1.938,93
36	PT Asuransi Recapital*	-	-	-	-	-	-	-	-	-	-	-
37	PT Asuransi Reliance Indonesia	-	-	-	-	-	-	-	-	-	-	-
38	PT Sarana Lindung Upaya	-	-	-	-	-	-	-	-	-	-	-
39	PT Asuransi Sinar Mas	18.433,55	495,98	-	0,11	-	-	-	18.929,64	923,97	2.531,98	20.537,65
40	PT Asuransi Sumit Oto	-	-	-	-	-	-	-	-	-	-	-
41	PT Asuransi Staco Mandiri	-	(0,09)	-	-	1,50	-	-	(1,59)	266,18	66,56	(201,21)

NO *NO*	NAMA PERUSAHAAN *NAME OF COMPANY*	REASURANSI / *REINSURANCE*							CADANGAN KLAIM *CLAIM RESERVE*			
		POS LANGSUNG *DIRECT BUSINESS*	*INWARD*			*OUTWARD*			KLAIM NETTO *NET CLAIM*	TAHUN LALU *PREVIOUS YEAR*	TAHUN BERJALAN *CURRENT YEAR*	BEBAN KLAIM *CLAIMS INCURED*
			DALAM NEGERI *DOMESTIC*	LUAR NEGERI *ABROAD*		DALAM NEGERI *DOMESTIC*	LUAR NEGERI *ABROAD*					
				ASEAN *ASEAN*	LAINNYA *OTHERS*		ASEAN *ASEAN*	LAINNYA *OTHERS*				
(1)	(2)	(3)	(4)	(5)	(6)	(7)	(8)	(9)	(10)	(11)	(12)	(13)
42	PT Asuransi Tri Pakarta	-	-	-	-	-	-	-	-	-	-	-
43	PT Asuransi Tugu Kresna Pratama	250,00	713,37	-	-	149,14	-	-	814,24	-	-	814,24
44	PT Tugu Pratama Indonesia	3,10	145,01	-	-	-	-	-	148,11	(383,38)	(533,88)	(2,39)
45	PT Victoria Insurance Tbk.	-	-	-	-	-	-	-	-	(9,79)	(0,80)	8,99
46	PT Asuransi Videi	12.035,65	-	-	-	5.678,10	-	-	6.357,55	4.240,38	2.139,49	4.256,66
47	PT Asuransi Wahana Tata	1.679,60	70,52	-	-	1.292,13	-	-	457,99	-	34,13	492,11
48	PT Asuransi Mitra Pelindung Mustika	-	-	-	-	-	-	-	-	-	1,22	1,22
49	PT Asuransi Cakrawala Proteksi Indonesia	-	-	-	-	-	-	-	-	-	-	-
50	PT Asuransi Simas Net	-	-	-	-	-	-	-	-	-	-	-
51	PT Asuransi ASEI Indonesia	26.506,75	-	-	-	17.243,36	-	-	9.263,39	(11.231,94)	(5.210,26)	15.285,07
52	PT Bess Central Insurance	-	-	-	-	-	-	-	-	-	-	-
	JUMLAH / SUB TOTAL	**233.150,50**	**28.313,61**	**-**	**0,11**	**115.876,16**	**(147,39)**	**(0,35)**	**102.670,52**	**21.139,33**	**38.248,80**	**93.395,64**
	PERUSAHAAN ASURANSI UMUM PATUNGAN											
	JOINT VENTURE NON LIFE INSURANCE COMPANIES											
1	PT CHUBB General Insurance Indonesia	-	-	-	-	-	-	-	-	-	-	-
2	PT Asuransi Allianz Utama Indonesia	-	-	-	-	-	-	-	-	-	-	-
3	PT Asuransi AXA Indonesia	-	-	-	-	-	-	-	-	-	-	-
4	PT AIG Insurance Indonesia	-	-	-	-	-	-	-	-	-	-	-
5	PT China Taiping Insurance Indonesia	-	-	-	-	-	-	-	-	-	-	-
6	PT Meritz Korindo Insurance	-	-	-	-	-	-	-	-	-	-	-
7	PT KSK Insurance Indonesia	-	-	-	-	-	-	-	-	-	-	-
8	PT Kookmin Best Insurance Indonesia	-	-	-	-	-	-	-	-	-	-	-
9	PT Mandiri AXA General Insurance	-	-	-	-	-	-	-	-	96,88	785,42	688,53
10	PT Asuransi MSIG Indonesia	-	-	-	-	-	-	-	-	-	-	-
11	PT Sompo Insurance Indonesia	-	-	-	-	-	-	-	-	-	-	-
12	PT QBE General Insurance Indonesia	-	-	-	-	-	-	-	-	-	-	-
13	PT Asuransi Samsung Tugu	-	-	-	-	-	-	-	-	-	-	-
14	PT Asuransi Tokio Marine Indonesia	-	-	-	-	-	-	-	-	-	-	-
15	PT Zurich Insurance Indonesia	-	-	-	-	-	-	-	-	-	-	-
16	PT Asuransi Bina Dana Arta Tbk.	-	-	-	-	-	-	-	-	-	-	-
17	PT Asuransi FPG Indonesia	-	-	-	-	-	-	-	-	-	-	-
18	PT Lippo General Insurance Tbk.	-	-	-	-	-	-	-	-	-	-	-
19	PT Asuransi Parolamas	2.699,21	43,50	-	-	736,08	-	-	2.006,64	8.783,21	10.276,07	3.499,49
20	PT Asuransi Ramayana Tbk.	365,55	-	-	-	73,30	-	-	292,25	(3.349,85)	(2.411,03)	1.231,07
21	PT Asuransi Harta Aman Pratama Tbk.	-	-	-	-	-	-	-	-	-	-	-
22	PT Asuransi Multi Artha Guna Tbk.	319,66	-	-	-	126,29	-	-	193,37	602,53	634,03	224,87
	JUMLAH / SUB TOTAL	**3.384,43**	**43,50**	**-**	**-**	**935,67**	**-**	**-**	**2.492,26**	**6.132,78**	**9.284,49**	**5.643,97**
	PERUSAHAAN REASURANSI											
	REINSURANCE COMPANIES											
1	PT Reasuransi Indonesia Utama	-	-	-	-	-	-	-	-	-	-	-
2	PT Maskapai Reasuransi Indonesia	-	-	-	-	-	-	-	-	-	-	-
3	PT Reasuransi Nasional Indonesia	-	-	-	-	-	-	-	-	-	-	-
4	PT Tugu Reasuransi Indonesia	-	-	-	-	-	-	-	-	-	-	-
5	PT Reasuransi Maipark Indonesia	-	-	-	-	-	-	-	-	-	-	-
6	PT Reasuransi Nusantara Makmur	-	-	-	-	-	-	-	-	-	-	-
	JUMLAH / SUB TOTAL	**-**	**-**	**-**	**-**	**-**	**-**	**-**	**-**	**-**	**-**	**-**
	JUMLAH SELURUHNYA / GRAND TOTAL	**236.534,92**	**28.357,11**	**-**	**0,11**	**116.811,83**	**(147,39)**	**(0,35)**	**105.162,78**	**27.272,11**	**47.533,28**	**99.039,61**

Keterangan / *Notes* :
*) Tidak Menyampaikan Laporan / *Have Not Submitted Annual Report*

USAHA ASURANSI UMUM & REASURANSI
NON LIFE INSURANCE & REINSURANCE BUSINESS

TABEL: 2.12.14/*TABLE: 2.12.14*
KLAIM USAHA ASURANSI UMUM DAN REASURANSI TAHUN 2017
CLAIMS OF NON LIFE INSURANCE AND REINSURANCE BUSINESS IN 2017
Lini Usaha : Aneka
Line of Business : Others

Dalam Jutaan Rupiah / *In Million Rupiah*

NO *NO*	NAMA PERUSAHAAN *NAME OF COMPANY*	REASURANSI / *REINSURANCE*							CADANGAN KLAIM *CLAIM RESERVE*			
		POS LANGSUNG *DIRECT BUSINESS*	*INWARD*			*OUTWARD*			KLAIM NETTO *NET CLAIM*	TAHUN LALU *PREVIOUS YEAR*	TAHUN BERJALAN *CURRENT YEAR*	BEBAN KLAIM *CLAIMS INCURED*
			DALAM NEGERI *DOMESTIC*	LUAR NEGERI *ABROAD*		DALAM NEGERI *DOMESTIC*	LUAR NEGERI *ABROAD*					
				ASEAN *ASEAN*	LAINNYA *OTHERS*		ASEAN *ASEAN*	LAINNYA *OTHERS*				
(1)	(2)	(3)	(4)	(5)	(6)	(7)	(8)	(9)	(10)	(11)	(12)	(13)
	PERUSAHAAN ASURANSI UMUM NASIONAL											
	NATIONAL NON LIFE INSURANCE COMPANIES											
1	PT Asuransi Adira Dinamika	2.847,50	-	-	-	523,03	-	-	2.324,46	(9.269,12)	(6.557,64)	5.035,94
2	PT Asuransi Artarindo	-	-	-	-	-	-	-	-	-	0,79	0,79
3	PT Arthagraha General Insurance	-	-	-	-	-	-	-	-	-	-	-
4	PT Asuransi Asoka Mas	5.485,26	-	-	-	3.039,87	-	-	2.445,39	1.821,69	1.646,48	2.270,18
5	PT Asuransi Astra Buana	757,29	-	-	-	75,69	-	-	681,60	1.731,02	2.452,84	1.403,43
6	PT Avrist General Insurance	1.967,39	-	-	-	1.955,09	-	-	12,30	12,88	28,45	27,86
7	PT Asuransi Bangun Askrida	1.956,92	34,74	-	-	885,44	-	-	1.106,22	(5.719,62)	(530,08)	6.295,77
8	PT Berdikari Insurance	417,51	-	-	-	-	-	-	417,51	(217,97)	-	635,47
9	PT Asuransi Bhakti Bhayangkara	2,58	3.218,51	-	-	-	-	-	3.221,09	(146,61)	(685,38)	2.682,32
10	PT Asuransi Binagriya Upakara	4.133,63	602,63	-	-	106,06	-	-	4.630,20	1.103,35	819,95	4.346,80
11	PT Asuransi Bintang Tbk.	2.369,38	-	-	-	70,00	70,00	-	2.229,38	1.607,09	1.115,48	1.737,77
12	PT Bosowa Asuransi	46,37	-	-	-	-	-	-	46,37	(200,78)	20.911,95	21.159,10
13	PT Asuransi Bringin Sejahtera Artamakmur	32.975,42	-	-	-	9.830,94	-	-	23.144,48	(8.624,68)	(16.302,49)	15.466,67
14	PT Asuransi Buana Independent	289,72	20,68	-	-	-	-	-	310,40	(109,69)	(36,80)	383,29
15	PT Asuransi Umum Bumiputera Muda 1967	639,51	694,40	-	-	-	-	-	1.333,91	(307,61)	(326,33)	1.315,19
16	PT Asuransi Central Asia	265.765,93	226,40	570,21	3,48	42.018,59	38.497,99	73.627,49	112.421,95	50.435,34	46.705,79	108.692,40
17	PT Asuransi Umum BCA	1.544,70	-	-	-	1.543,16	-	-	1,54	(2,34)	(0,06)	3,83
18	PT Citra International Underwriters	1.154,90	-	-	-	-	-	-	1.154,90	-	-	1.154,90
19	PT Asuransi Dayin Mitra Tbk.	18.005,83	3,05	-	-	237,27	16.212,65	1,97	1.556,99	2.076,10	1.800,23	1.281,12
20	PT Asuransi Eka Lloyd Jaya	49,34	-	-	-	30,39	-	-	18,95	33,25	77,25	62,95
21	PT Asuransi Himalaya Pelindung	1.767,45	-	-	-	531,46	76,79	-	1.159,20	419,82	401,84	1.141,22
22	PT Asuransi Intra Asia	(4.906,25)	-	-	-	-	-	-	(4.906,25)	-	-	(4.906,25)
23	PT MNC Asuransi Indonesia	1.332,23	-	-	-	431,06	145,39	-	755,78	(338,69)	268,07	1.362,54
24	PT Asuransi Jasa Indonesia (Persero)	627.792,76	2.742,08	-	563,69	189.247,57	-	200,76	441.650,20	(50.598,00)	(103.693,00)	388.555,20
25	PT Asuransi Jasa Raharja Putera	2.529,71	72,75	-	-	1.919,52	-	13,50	669,45	571,86	721,61	819,21
26	PT Asuransi Jasa Tania Tbk.	3.636,30	249,02	-	-	745,38	-	-	3.139,94	(12.794,01)	(1.755,95)	14.178,00
27	PT Asuransi Kredit Indonesia (Persero)	78.318,62	49.326,11	-	-	386.805,81	-	-	-	14.947,86	15.488,50	-
28	PT Malacca Trust Wuwungan Insurance	759,48	-	-	-	383,21	-	-	376,27	583,50	477,82	270,59
29	PT Asuransi Umum Mega	8.936,52	-	-	-	6.337,19	-	-	2.599,34	(1.752,77)	(3.147,08)	1.205,03
30	PT Asuransi Mega Pratama	28,84	-	-	-	11,54	-	-	17,30	642,32	629,28	4,25
31	PT Asuransi Kresna Mitra Tbk.	1.730,30	-	-	-	787,50	-	-	942,80	571,61	1.892,43	2.263,61
32	PT Pan Pacific Insurance	35.014,91	-	-	-	23.345,45	-	-	11.669,46	(2.351,88)	(4.261,67)	9.759,67
33	PT Asuransi Purna Artanugraha	1.488,10	372,02	-	-	1.091,45	272,86	-	495,81	236,20	54,83	314,44
34	PT Asuransi Raksa Pratikara	67.782,76	-	-	-	39.201,58	20.489,35	-	8.091,83	(8.355,36)	(8.810,70)	7.636,50
35	PT Asuransi Rama Satria Wibawa	120,00	-	-	-	30,60	27,86	0,10	61,44	2.076,29	(1.011,10)	(3.025,95)
36	PT Asuransi Recapital*	-	-	-	-	-	-	-	-	-	-	-
37	PT Asuransi Reliance Indonesia	2.368,53	-	-	-	166,95	-	-	2.201,58	289,11	2.613,82	4.526,29
38	PT Sarana Lindung Upaya	-	49,50	-	-	4,42	-	-	45,08	(196,96)	(210,16)	31,88
39	PT Asuransi Sinar Mas	10.800,64	688,90	8,88	9,40	2.354,84	937,02	515,19	7.700,77	14.085,97	11.319,72	4.934,52
40	PT Asuransi Sumit Oto	-	-	-	-	-	-	-	-	-	-	-
41	PT Asuransi Staco Mandiri	902,12	2.348,70	-	-	359,16	-	-	2.891,66	522,74	105,83	2.474,75

NO *NO*	NAMA PERUSAHAAN *NAME OF COMPANY*	REASURANSI / *REINSURANCE*							KLAIM NETTO *NET CLAIM*	CADANGAN KLAIM *CLAIM RESERVE*		BEBAN KLAIM *CLAIMS INCURED*
		POS LANGSUNG *DIRECT BUSINESS*	INWARD			OUTWARD				TAHUN LALU *PREVIOUS YEAR*	TAHUN BERJALAN *CURRENT YEAR*	
			DALAM NEGERI *DOMESTIC*	LUAR NEGERI *ABROAD*		DALAM NEGERI *DOMESTIC*	LUAR NEGERI *ABROAD*					
				ASEAN *ASEAN*	LAINNYA *OTHERS*		ASEAN *ASEAN*	LAINNYA *OTHERS*				
(1)	(2)	(3)	(4)	(5)	(6)	(7)	(8)	(9)	(10)	(11)	(12)	(13)
42	PT Asuransi Tri Pakarta	6.692,00	861,07	-	-	1.340,64	(1.867,39)	-	8.079,82	19.840,79	30.569,21	18.808,24
43	PT Asuransi Tugu Kresna Pratama	1.165,58	45,68	-	-	585,66	-	-	625,60	516,94	213,69	322,35
44	PT Tugu Pratama Indonesia	14.216,87	0,01	-	-	5.908,21	2.312,01	204,05	5.792,61	(1.085,26)	(2.669,08)	4.208,80
45	PT Victoria Insurance Tbk.	-	-	-	-	-	-	-	-	(6,34)	(2,12)	4,22
46	PT Asuransi Videi	3.051,74	-	-	-	470,06	-	-	2.581,68	0,03	1,04	2.582,69
47	PT Asuransi Wahana Tata	15.282,86	46,17	-	733,44	5.165,29	4.385,54	2.077,06	4.434,59	4.353,75	856,04	936,88
48	PT Asuransi Mitra Pelindung Mustika	76,29	-	-	-	51,85	-	-	24,44	35,51	99,32	88,25
49	PT Asuransi Cakrawala Proteksi Indonesia	17.857,60	-	-	-	76,63	17.681,17	-	99,80	4,37	425,81	521,23
50	PT Asuransi Simas Net	62,14	-	-	-	-	-	-	62,14	88,21	149,50	123,43
51	PT Asuransi ASEI Indonesia	607,27	-	-	-	200,43	-	-	406,84	(991,02)	809,64	2.207,51
52	PT Bess Central Insurance	304,03	-	-	-	196,15	-	-	107,88	5,48	17,86	120,26
	JUMLAH / SUB TOTAL	**1.240.128,55**	**61.602,42**	**579,09**	**1.310,02**	**728.065,11**	**99.241,23**	**76.640,12**	**658.834,70**	**15.544,37**	**(7.324,56)**	**635.425,13**
	PERUSAHAAN ASURANSI UMUM PATUNGAN											
	JOINT VENTURE NON LIFE INSURANCE COMPANIES											
1	PT CHUBB General Insurance Indonesia	-	-	-	-	-	-	-	-	-	-	-
2	PT Asuransi Allianz Utama Indonesia	26.741,29	209.077,66	-	85.071,84	4.940,07	3.334,70	91.747,35	220.868,67	45.508,84	43.007,47	218.367,30
3	PT Asuransi AXA Indonesia	1.551,23	-	-	-	-	-	77,40	1.473,83	1.837,27	334,26	(29,18)
4	PT AIG Insurance Indonesia	2.503,93	-	-	-	-	-	2,23	2.501,70	(1.102,41)	(830,36)	2.773,75
5	PT China Taiping Insurance Indonesia	966,32	-	-	-	3,39	0,60	11,37	950,96	498,11	1.639,32	2.092,17
6	PT Meritz Korindo Insurance	219,09	-	-	-	75,47	-	-	143,62	-	(143,50)	0,12
7	PT KSK Insurance Indonesia	149,99	-	-	-	1,84	8,20	-	139,95	-	7,15	147,10
8	PT Kookmin Best Insurance Indonesia	85,84	7,88	-	-	52,78	-	-	40,94	10,07	34,50	65,38
9	PT Mandiri AXA General Insurance	953,73	-	-	-	12,83	-	-	940,90	2.313,44	2.006,97	634,42
10	PT Asuransi MSIG Indonesia	2.997,50	8,22	-	-	1.374,91	35,68	233,02	1.362,11	13.050,82	12.807,23	1.118,52
11	PT Sompo Insurance Indonesia	1.530,74	-	-	-	32,68	(0,28)	91,85	1.406,48	330,50	3.617,24	4.693,23
12	PT QBE General Insurance Indonesia	-	-	-	-	-	-	-	-	(655,30)	(451,08)	204,22
13	PT Asuransi Samsung Tugu	879,10	338,81	-	-	515,56	194,14	82,14	426,07	161,41	130,84	395,50
14	PT Asuransi Tokio Marine Indonesia	4.468,28	-	-	-	2.063,58	106,00	-	2.298,69	2.029,79	3.889,38	4.158,28
15	PT Zurich Insurance Indonesia	-	-	-	-	(0,00)	-	-	0,00	574,89	538,13	(36,75)
16	PT Asuransi Bina Dana Arta Tbk.	205,92	-	-	-	147,19	-	-	58,73	63,69	70,76	65,80
17	PT Asuransi FPG Indonesia	42.135,31	-	-	-	22.872,71	1.540,07	11.613,08	6.109,45	6.327,86	6.411,14	6.192,72
18	PT Lippo General Insurance Tbk.	2.463,70	-	-	-	309,75	353,77	-	1.800,18	(2.183,50)	(4.144,42)	(160,75)
19	PT Asuransi Parolamas	235,96	44,64	-	-	162,48	-	-	118,13	316,43	160,00	(38,30)
20	PT Asuransi Ramayana Tbk.	1.948,91	-	-	-	1.500,85	-	-	448,06	(468,71)	(180,75)	736,02
21	PT Asuransi Harta Aman Pratama Tbk.	2.874,43	-	-	-	843,71	-	-	2.030,72	(1.245,27)	(4.788,26)	(1.512,27)
22	PT Asuransi Multi Artha Guna Tbk.	1.184,94	-	-	-	253,06	84,62	129,90	717,36	587,28	184,43	314,51
	JUMLAH / SUB TOTAL	**94.096,20**	**209.477,21**	**-**	**85.071,84**	**35.162,85**	**5.657,51**	**103.988,34**	**243.836,56**	**67.955,20**	**64.300,44**	**240.181,80**
	PERUSAHAAN REASURANSI											
	REINSURANCE COMPANIES											
1	PT Reasuransi Indonesia Utama	-	240.271,54	0,68	0,18	4,19	3.462,34	469,89	236.335,98	51.008,33	73.521,41	258.849,06
2	PT Maskapai Reasuransi Indonesia	-	4.501,65	-	-	-	309,00	-	4.192,65	2.222,24	483,07	2.453,48
3	PT Reasuransi Nasional Indonesia	-	501.365,84	15.506,16	-	2.990,30	56.815,70	-	457.066,00	(29.034,00)	(45.030,19)	441.069,81
4	PT Tugu Reasuransi Indonesia	-	197.167,87	2.046,06	46,51	7.323,59	3.055,12	817,42	188.064,32	50.483,61	43.766,98	181.347,69
5	PT Reasuransi Maipark Indonesia	-	-	-	-	-	-	-	-	-	-	-
6	PT Reasuransi Nusantara Makmur	-	-	-	-	-	-	-	-	-	0,73	0,73
	JUMLAH / SUB TOTAL	**-**	**943.306,90**	**17.552,91**	**46,70**	**10.318,08**	**63.642,16**	**1.287,31**	**885.658,95**	**74.680,19**	**72.741,99**	**883.720,75**
	JUMLAH SELURUHNYA / GRAND TOTAL	**1.334.224,76**	**1.214.386,53**	**18.131,99**	**86.428,55**	**773.546,04**	**168.540,90**	**181.915,78**	**1.788.330,21**	**158.179,76**	**129.717,88**	**1.759.327,68**

Keterangan / *Notes* :
*) Tidak Menyampaikan Laporan / *Have Not Submitted Annual Report*

USAHA ASURANSI UMUM & REASURANSI
NON LIFE INSURANCE & REINSURANCE BUSINESS

TABEL: 2.13/TABLE: 2.13
PERTUMBUHAN PREMI BRUTO DAN KLAIM BRUTO TAHUN 2013-2017
THE GROWTH OF GROSS PREMIUM AND GROSS CLAIM IN 2013-2017
Lini Usaha : Seluruh Cabang
Line of Business : All Branches

Dalam Jutaan Rupiah / *In Million Rupiah*

NO	NAMA PERUSAHAAN *NAME OF COMPANIES*	PREMI BRUTO *GROSS PREMIUM*					KLAIM BRUTO *GROSS CLAIM*					RASIO KLAIM (%) *CLAIM RATIO (%)*				
		2013	2014	2015	2016	2017	2013	2014	2015	2016	2017	2013	2014	2015	2016	2017
(1)	(2)	(3)	(4)	(5)	(6)	(7)	(8)	(9)	(10)	(11)	(12)	(13)	(14)	(15)	(16)	(17)
	PERUSAHAAN ASURANSI UMUM NASIONAL *NATIONAL NON LIFE INSURANCE COMPANIES*															
1	PT Asuransi Adira Dinamika	1.792.309	2.149.829	1.838.002	2.062.709	2.021.655	984.629	1.173.301	1.187.765	1.259.918	1.139.667	54,9%	54,6%	64,6%	61,1%	56,4%
2	PT Asuransi Artarindo	37.257	52.093	52.548	64.278	86.840	20.047	19.680	23.336	28.203	25.925	53,8%	37,8%	44,4%	43,9%	29,9%
3	PT Arthagraha General Insurance	71.241	134.011	147.018	157.584	210.682	54.395	67.215	54.937	60.208	103.806	76,4%	50,2%	37,4%	38,2%	49,3%
4	PT Asuransi Asoka Mas	171.710	311.296	510.598	879.176	1.078.058	41.965	60.122	136.414	241.767	372.682	24,4%	19,3%	26,7%	27,5%	34,6%
5	PT Asuransi Astra Buana	3.780.020	3.404.471	3.767.933	4.256.161	4.444.317	1.475.360	1.674.714	2.184.694	2.224.722	2.234.240	39,0%	49,2%	58,0%	52,3%	50,3%
6	PT Avrist General Insurance	40.448	84.637	87.380	123.789	139.783	11.536	23.868	31.889	39.759	46.777	28,5%	28,2%	36,5%	32,1%	33,5%
7	PT Asuransi Bangun Askrida	1.455.655	1.726.817	1.500.010	2.361.767	2.745.840	449.140	563.670	840.699	1.017.894	1.304.313	30,9%	32,6%	56,0%	43,1%	47,5%
8	PT Berdikari Insurance	38.868	39.349	53.139	48.310	44.307	(808)	-	24.839	13.621	41.215	-2,1%	0,0%	46,7%	28,2%	93,0%
9	PT Asuransi Bhakti Bhayangkara	56.249	75.557	83.667	110.001	124.286	8.107	7.453	12.472	12.472	23.031	14,4%	9,9%	14,9%	11,3%	18,5%
10	PT Asuransi Binagriya Upakara	90.435	106.926	111.882	135.705	138.349	11.849	-	16.459	29.647	29.250	13,1%	0,0%	14,7%	21,8%	21,1%
11	PT Asuransi Bintang Tbk.	226.262	261.815	244.638	333.042	393.701	81.231	78.903	78.239	72.049	70.854	35,9%	30,1%	32,0%	21,6%	18,0%
12	PT Bosowa Asuransi	160.203	174.932	132.319	144.102	147.304	42.709	64.439	60.663	49.627	74.189	26,7%	36,8%	45,8%	34,4%	50,4%
13	PT Asuransi Bringin Sejahtera Artamakmur	336.093	251.400	759.166	1.096.947	1.255.592	72.994	61.318	162.276	258.189	309.062	21,7%	24,4%	21,4%	23,5%	24,6%
14	PT Asuransi Buana Independent	236.572	272.192	221.942	286.559	287.993	121.598	131.987	149.363	93.054	113.904	51,4%	48,5%	67,3%	32,5%	39,6%
15	PT Asuransi Umum Bumiputera Muda 1967	522.426	503.540	296.331	360.725	334.545	284.967	258.436	234.186	150.339	167.143	54,5%	51,3%	79,0%	41,7%	50,0%
16	PT Asuransi Central Asia	2.336.358	2.720.639	2.493.212	2.965.791	2.794.914	1.385.373	1.579.018	1.673.929	1.727.241	1.530.147	59,3%	58,0%	67,1%	58,2%	54,7%
17	PT Asuransi Umum BCA	225.454	367.961	360.759	614.341	801.067	94.600	149.434	180.481	228.015	267.981	42,0%	40,6%	50,0%	37,1%	33,5%
18	PT Citra International Underwriters	295.665	275.425	-	212.044	200.726	56.356	66.408	-	62.735	114.553	19,1%	24,1%	-	29,6%	57,1%
19	PT Asuransi Dayin Mitra Tbk.	557.441	721.854	657.937	824.752	875.223	94.993	126.867	321.900	260.651	122.861	17,0%	17,6%	48,9%	31,6%	14,0%
20	PT Asuransi Eka Lloyd Jaya	56.858	56.298	62.775	83.492	84.258	22.256	16.383	17.113	18.071	21.103	39,1%	29,1%	27,3%	21,6%	25,0%
21	PT Asuransi Himalaya Pelindung	211.149	203.191	162.834	143.328	85.825	93.965	84.523	93.053	67.625	33.017	44,5%	41,6%	57,1%	47,2%	38,5%
22	PT Asuransi Intra Asia	66.279	74.695	65.062	107.110	167.336	25.456	20.726	8.933	(11.480)	30.333	38,4%	27,7%	13,7%	-10,7%	18,1%
23	PT MNC Asuransi Indonesia	161.334	243.150	199.210	296.183	442.718	45.542	81.686	70.600	61.789	107.120	28,2%	33,6%	35,4%	20,9%	24,2%
24	PT Asuransi Jasa Indonesia (Persero)	3.943.146	4.327.203	4.309.428	5.205.194	5.366.063	1.518.215	2.213.211	1.362.792	1.445.885	3.397.693	38,5%	51,1%	31,6%	27,8%	63,3%
25	PT Asuransi Jasa Raharja Putera	679.324	810.416	696.075	906.457	1.119.920	223.078	286.438	354.484	338.740	353.542	32,8%	35,3%	50,9%	37,4%	31,6%
26	PT Asuransi Jasa Tania Tbk.	288.500	250.104	209.702	259.044	272.382	126.765	81.735	106.846	104.329	113.239	43,9%	32,7%	51,0%	40,3%	41,6%
27	PT Asuransi Kredit Indonesia (Persero)	1.601.016	2.223.928	2.067.690	2.383.333	3.720.484	620.824	951.053	1.647.851	1.774.303	1.555.192	38,8%	42,8%	79,7%	74,4%	41,8%
28	PT Malacca Trust Wuwungan Insurance	60.271	53.367	60.564	256.336	210.061	35.943	36.207	25.652	69.525	115.717	59,6%	67,8%	42,4%	27,1%	55,1%
29	PT Asuransi Umum Mega	370.891	567.655	547.063	539.751	576.641	241.954	230.784	286.569	326.279	308.688	65,2%	40,7%	52,4%	60,5%	53,5%
30	PT Asuransi Mega Pratama	106.136	103.158	99.591	122.338	126.372	40.292	29.124	23.900	23.253	15.128	38,0%	28,2%	24,0%	19,0%	12,0%
31	PT Asuransi Kresna Mitra Tbk.	260.555	300.405	254.160	297.376	319.899	161.455	-	165.587	117.176	155.969	62,0%	0,0%	65,2%	39,4%	48,8%
32	PT Pan Pacific Insurance	451.421	817.490	626.377	813.840	761.328	185.972	-	441.324	385.047	391.183	41,2%	0,0%	70,5%	47,3%	51,4%
33	PT Asuransi Purna Artanugraha	175.744	286.414	287.359	301.010	343.527	87.437	296.095	72.796	15.929	138.058	49,8%	103,4%	25,3%	5,3%	40,2%
34	PT Asuransi Raksa Pratikara	616.089	763.518	707.730	862.346	888.861	333.007	379.532	415.059	468.123	463.140	54,1%	49,7%	58,6%	54,3%	52,1%
35	PT Asuransi Rama Satria Wibawa	871.247	34.896	115.319	54.333	34.739	335.163	-	465.210	251.554	95.574	38,5%	0,0%	403,4%	463,0%	275,1%
36	PT Asuransi Raya**	85.551	152.871	102.674	-	-	32.493	43.066	55.406	-	-	38,0%	28,2%	54,0%	-	-
37	PT Asuransi Recapital*	85.966	48.367	72.673	50.538	-	29.487	22.796	29.919	18.658	-	34,3%	47,1%	41,2%	36,9%	-
38	PT Asuransi Reliance Indonesia	416.903	460.126	405.947	370.282	370.444	269.986	317.014	343.409	346.776	270.022	64,8%	68,9%	84,6%	93,7%	72,9%
39	PT Sarana Lindung Upaya	168.397	49.774	11.677	41.021	21.770	110.961	-	53.320	38.207	24.096	65,9%	0,0%	456,6%	93,1%	110,7%
40	PT Asuransi Sinar Mas	4.120.292	4.618.404	4.251.323	5.239.511	5.747.009	1.314.866	1.988.383	2.038.664	1.517.559	1.426.008	31,9%	43,1%	48,0%	29,0%	24,8%
41	PT Asuransi Sumit Oto	175.401	295.196	240.252	264.292	260.591	89.025	120.618	128.473	131.387	126.932	50,8%	40,9%	53,5%	49,7%	48,7%

NO	NAMA PERUSAHAAN *NAME OF COMPANIES*	PREMI BRUTO *GROSS PREMIUM*					KLAIM BRUTO *GROSS CLAIM*					RASIO KLAIM (%) *CLAIM RATIO (%)*				
		2013	2014	2015	2016	2017	2013	2014	2015	2016	2017	2013	2014	2015	2016	2017
(1)	(2)	(3)	(4)	(5)	(6)	(7)	(8)	(9)	(10)	(11)	(12)	(13)	(14)	(15)	(16)	(17)
42	PT Asuransi Staco Mandiri	92.596	80.953	108.572	103.157	100.749	19.952	31.657	80.453	21.383	18.340	21,5%	39,1%	74,1%	20,7%	18,2%
43	PT Asuransi Tri Pakarta	732.399	8.495	486.808	608.333	655.253	230.605	-	485.430	300.542	187.900	31,5%	0,0%	99,7%	49,4%	28,7%
44	PT Asuransi Tugu Kresna Pratama	282.110	468.888	206.616	162.980	210.041	321.918	164.509	75.833	84.428	93.907	114,1%	35,1%	36,7%	51,8%	44,7%
45	PT Tugu Pratama Indonesia	2.139.432	2.548.597	2.953.836	3.418.898	2.399.401	326.237	533.833	848.588	1.296.053	583.440	15,2%	20,9%	28,7%	37,9%	24,3%
46	PT Victoria Insurance Tbk.	11.232	25.642	753.390	64.742	51.645	3.590	-	399.294	23.367	19.744	32,0%	0,0%	53,0%	36,1%	38,2%
47	PT Asuransi Videi	54.067	125.877	56.902	75.536	76.520	8.941	16.409	14.285	15.516	19.514	16,5%	13,0%	25,1%	20,5%	25,5%
48	PT Asuransi Wahana Tata	2.025.319	2.143.729	1.816.714	1.989.546	2.139.832	829.161	1.174.603	1.137.784	1.154.352	809.746	40,9%	54,8%	62,6%	58,0%	37,8%
49	PT Asuransi Mitra Pelindung Mustika	73.763	146.076	150.493	367.845	459.106	6.823	16.652	25.784	85.976	193.585	9,3%	11,4%	17,1%	23,4%	42,2%
50	PT Asuransi Cakrawala Proteksi Indonesia	-	29.921	268.957	777.291	1.011.647	-	1.692	41.018	110.336	168.683	-	5,7%	15,3%	14,2%	16,7%
51	PT Asuransi Simas Net	-	126	9.833	22.394	23.552	-	-	980	4.117	5.708	-	0,0%	10,0%	18,4%	24,2%
52	PT Asuransi ASEI Indonesia	-	25.131	600.358	476.837	359.794	-	12.700	598.273	374.941	315.049	-	50,5%	99,7%	78,6%	87,6%
53	PT Bess Central Insurance	133.852	159.436	141.157	287.415	392.463	36.993	25.773	53.495	76.775	137.764	27,6%	16,2%	37,9%	26,7%	35,1%
	JUMLAH / SUBTOTAL	**32.947.907**	**36.138.243**	**36.427.601**	**43.989.876**	**46.925.412**	**13.019.402**	**15.284.034**	**19.342.720**	**18.886.632**	**19.786.735**	**39,5%**	42,3%	53,1%	43,0%	42,3%
	PERUSAHAAN ASURANSI UMUM PATUNGAN *JOINT VENTURE NON LIFE INSURANCE COMPANIES*															
1	PT CHUBB General Insurance Indonesia	868.454	1.094.595	1.104.245	984.017	1.352.081	530.572	488.118	495.149	493.579	540.932	61,1%	44,6%	44,8%	50,2%	40,0%
2	PT Asuransi Allianz Utama Indonesia	642.800	1.138.481	1.026.588	1.091.895	996.993	179.167	411.179	686.498	597.377	589.737	27,9%	36,1%	66,9%	54,7%	59,2%
3	PT Asuransi AXA Indonesia	457.509	574.851	565.739	630.537	683.458	213.902	270.378	307.195	362.706	374.094	46,8%	47,0%	54,3%	57,5%	54,7%
4	PT AIG Insurance Indonesia	620.866	881.818	834.551	763.640	558.669	192.070	240.670	366.529	253.608	213.435	30,9%	27,3%	43,9%	33,2%	38,2%
5	PT China Taiping Insurance Indonesia	150.999	151.330	223.647	394.761	389.781	58.170	146.556	76.616	75.328	68.405	38,5%	96,8%	34,3%	19,1%	17,5%
6	PT Meritz Korindo Insurance	65.789	90.237	107.629	132.435	153.919	5.262	13.020	35.830	14.062	47.884	8,0%	14,4%	33,3%	10,6%	31,1%
7	PT KSK Insurance Indonesia	109.963	119.198	125.237	155.653	181.696	180.665	203.350	89.758	87.113	70.113	164,3%	170,6%	71,7%	56,0%	38,6%
8	PT Kookmin Best Insurance Indonesia	113.398	98.384	132.461	138.287	137.163	18.414	37.536	90.159	21.958	28.437	16,2%	38,2%	68,1%	15,9%	20,7%
9	PT Mandiri AXA General Insurance	392.995	646.230	521.563	567.400	466.595	66.847	145.218	216.907	244.907	223.852	17,0%	22,5%	41,6%	43,2%	48,0%
10	PT Asuransi MSIG Indonesia	1.307.373	1.423.116	1.145.974	1.290.013	1.445.845	414.083	667.138	774.836	592.051	377.828	31,7%	46,9%	67,6%	45,9%	26,1%
11	PT Sompo Insurance Indonesia	704.482	955.275	1.023.082	1.394.842	1.634.857	168.397	254.955	236.096	317.021	409.564	23,9%	26,7%	23,1%	22,7%	25,1%
12	PT QBE General Insurance Indonesia	276.114	527.821	542.007	666.849	605.393	151.138	221.849	339.785	361.089	390.767	54,7%	42,0%	62,7%	54,1%	64,5%
13	PT Asuransi Samsung Tugu	312.627	387.402	434.166	360.619	321.329	90.840	-	225.795	126.458	120.714	29,1%	0,0%	52,0%	35,1%	37,6%
14	PT Asuransi Tokio Marine Indonesia	808.175	1.053.978	982.388	1.206.840	1.270.585	390.258	362.757	423.479	681.279	663.791	48,3%	34,4%	43,1%	56,5%	52,2%
15	PT Zurich Insurance Indonesia	516.006	498.252	418.822	494.451	556.162	180.682	225.656	138.387	143.191	120.379	35,0%	45,3%	33,0%	29,0%	21,6%
16	PT Fairfax Insurance Indonesia**	31.193	128.312	418.520	427.527	-	3.358	5.666	85.291	91.243	-	10,8%	4,4%	20,4%	21,3%	-
17	PT Asuransi Bina Dana Arta Tbk.	1.121.249	1.292.992	1.148.427	1.178.111	1.172.445	525.253	631.742	702.336	746.396	672.547	46,8%	48,9%	61,2%	63,4%	57,4%
18	PT Asuransi FPG Indonesia	683.585	885.546	784.112	758.009	820.472	241.818	290.658	376.253	431.636	508.131	35,4%	32,8%	48,0%	56,9%	61,9%
19	PT Lippo General Insurance Tbk.	790.245	1.000.708	1.063.662	1.269.928	1.363.654	531.557	646.381	749.359	857.283	851.506	67,3%	64,6%	70,5%	67,5%	62,4%
20	PT Asuransi Parolamas	177.953	167.241	80.892	38.399	18.081	89.360	63.486	41.858	44.860	17.918	50,2%	38,0%	51,7%	116,8%	99,1%
21	PT Asuransi Ramayana Tbk.	645.385	863.648	725.463	903.247	956.359	272.515	372.658	419.113	448.679	497.989	42,2%	43,1%	57,8%	49,7%	52,1%
22	PT Asuransi Harta Aman Pratama Tbk.	277.080	335.139	239.778	328.363	290.152	80.126	111.902	132.142	141.437	142.523	28,9%	33,4%	55,1%	43,1%	49,1%
23	PT Asuransi Multi Artha Guna Tbk.	555.122	525.790	753.390	915.291	1.327.393	236.951	273.187	399.294	399.809	602.980	42,7%	52,0%	53,0%	43,7%	45,4%
	JUMLAH / SUBTOTAL	**11.629.363**	**14.840.347**	**14.402.344**	**16.091.116**	**16.703.083**	**4.821.406**	**6.084.061**	**7.408.666**	**7.533.071**	**7.533.527**	**41,7%**	**40,8%**	**51,3%**	**47,1%**	**45,0%**
	PERUSAHAAN REASURANSI *REINSURANCE COMPANIES*															
1	PT Reasuransi Indonesia Utama	828.246	2.012.029	1.436.913	3.114.350	5.392.500	321.837	1.040.117	666.454	1.121.368	2.360.243	38,9%	51,7%	46,4%	36,0%	43,8%
2	PT Maskapai Reasuransi Indonesia	190.270	212.203	875.565	1.451.202	1.805.139	99.329	121.604	606.923	820.352	950.850	52,2%	57,3%	69,3%	56,5%	52,7%
3	PT Reasuransi Nasional Indonesia	1.282.980	2.095.931	2.555.962	4.876.871	5.613.402	521.715	867.381	1.240.355	1.383.393	2.024.814	40,7%	41,4%	48,5%	28,4%	36,1%
4	PT Tugu Reasuransi Indonesia	1.049.565	1.156.975	1.170.113	2.257.767	3.007.567	497.002	648.784	698.942	860.430	1.005.336	47,4%	56,1%	59,7%	38,1%	33,4%
5	PT Reasuransi Maipark Indonesia	191.422	222.878	230.956	252.218	300.643	-	4.516	9.932	12.318	14.518	0,0%	2,0%	4,3%	4,9%	4,8%
6	PT Reasuransi Nusantara Makmur	-	-	-	-	253.524	-	-	-	-	-	-	-	-	-	0,0%
	JUMLAH / SUBTOTAL	**3.542.483**	**5.700.016**	**6.269.509**	**11.952.408**	**16.372.774**	**1.439.883**	**2.682.403**	**3.222.606**	**4.197.861**	**6.355.761**	**40,6%**	**47,1%**	**51,4%**	**35,1%**	**38,8%**
	JUMLAH SELURUHNYA / GRAND TOTAL	**48.119.753**	**56.678.606**	**57.099.454**	**72.033.400**	**80.001.269**	**19.280.691**	**24.050.498**	**29.973.992**	**30.617.564**	**33.676.023**	**40,1%**	**42,4%**	**52,5%**	**42,5%**	**42,1%**

Keterangan / *Notes* :

*) Tidak Menyampaikan Laporan / *Have Not Submitted Annual Report*

USAHA ASURANSI UMUM & REASURANSI

NON LIFE INSURANCE & REINSURANCE BUSINESS

TABEL: 2.14/TABLE: 2.14

PERTUMBUHAN PREMI NETO DAN KLAIM NETO TAHUN 2013-2017

THE GROWTH OF NET PREMIUM AND NET CLAIM IN 2013-2017

Lini Usaha : Seluruh Cabang

Line of Business : All Branches

Dalam Jutaan Rupiah / *In Million Rupiah*

NO	NAMA PERUSAHAAN *NAME OF COMPANIES*	PREMI NETO *NET PREMIUM*					KLAIM NETO *NET CLAIM*					RASIO KLAIM (%) *CLAIM RATIO (%)*				
		2013	2014	2015	2016	2017	2013	2014	2015	2016	2017	2013	2014	2015	2016	2017
(1)	(2)	(3)	(4)	(5)	(6)	(7)	(8)	(9)	(10)	(11)	(12)	(13)	(14)	(15)	(16)	(17)
	PERUSAHAAN ASURANSI UMUM NASIONAL															
	NATIONAL NON LIFE INSURANCE COMPANIES															
1	PT Asuransi Adira Dinamika	1.374.503	1.643.427	1.522.190	1.379.828	1.315.468	756.037	936.531	1.010.788	998.912	826.630	55,0%	57,0%	66,4%	72,4%	62,8%
2	PT Asuransi Artarindo	17.976	28.767	37.753	35.955	52.557	12.656	15.751	19.707	24.011	24.535	70,4%	54,8%	52,2%	66,8%	46,7%
3	PT Arthagraha General Insurance	43.987	50.984	81.633	92.939	108.799	25.718	26.134	27.546	45.103	48.766	58,5%	51,3%	33,7%	48,5%	44,8%
4	PT Asuransi Asoka Mas	78.693	137.351	131.010	208.103	232.752	36.503	37.729	45.625	86.822	109.179	46,4%	27,5%	34,8%	41,7%	46,9%
5	PT Asuransi Astra Buana	2.611.551	182.627	3.045.133	2.899.897	3.079.376	1.233.695	135.073	1.903.681	1.969.987	1.901.208	47,2%	74,0%	62,5%	67,9%	61,7%
6	PT Avrist General Insurance	16.327	32.592	44.287	58.250	75.839	9.112	12.467	17.372	21.971	27.480	55,8%	38,3%	39,2%	37,7%	36,2%
7	PT Asuransi Bangun Askrida	852.392	1.057.493	1.241.259	1.451.796	1.644.369	370.984	512.477	727.647	852.828	1.058.931	43,5%	48,5%	58,6%	58,7%	64,4%
8	PT Berdikari Insurance	27.622	29.310	(438.448)	31.393	21.914	(3.569)	-	22.104	6.817	7.941	-12,9%	0,0%	-5,0%	21,7%	36,2%
9	PT Asuransi Bhakti Bhayangkara	35.388	40.938	51.715	51.715	59.222	6.167	6.916	10.636	10.636	14.040	17,4%	16,9%	20,6%	20,6%	23,7%
10	PT Asuransi Binagriya Upakara	51.218	59.057	66.469	71.019	79.239	6.641	-	9.847	13.773	14.578	13,0%	0,0%	14,8%	19,4%	18,4%
11	PT Asuransi Bintang Tbk.	126.976	117.505	160.498	167.497	188.072	43.903	41.058	45.383	46.336	45.864	34,6%	34,9%	28,3%	27,7%	24,4%
12	PT Bosowa Asuransi	96.903	109.355	108.938	73.301	66.795	34.612	34.691	43.339	33.487	22.673	35,7%	31,7%	39,8%	45,7%	33,9%
13	PT Asuransi Bringin Sejahtera Artamakmur	172.361	(189.414)	493.167	385.011	444.534	28.459	22.792	43.740	83.440	102.154	16,5%	-12,0%	8,9%	21,7%	23,0%
14	PT Asuransi Buana Independent	112.799	132.480	132.730	144.410	151.587	57.950	75.731	76.904	66.660	64.383	51,4%	57,2%	57,9%	46,2%	42,5%
15	PT Asuransi Umum Bumiputera Muda 1967	357.863	353.835	256.982	246.775	218.550	241.768	252.300	200.396	130.993	118.162	67,6%	71,3%	78,0%	53,1%	54,1%
16	PT Asuransi Central Asia	1.113.784	1.299.751	1.245.635	1.291.372	1.264.041	649.885	786.406	930.851	821.528	786.208	58,3%	60,5%	74,7%	63,6%	62,2%
17	PT Asuransi Umum BCA	191.183	293.154	316.603	450.752	571.238	82.424	139.280	164.684	201.454	241.548	43,1%	47,5%	52,0%	44,7%	42,3%
18	PT Citra International Underwriters	94.503	38.462	-	53.519	31.753	49.996	49.183	-	24.392	16.740	52,9%	127,9%	-	45,6%	52,7%
19	PT Asuransi Dayin Mitra Tbk.	138.787	153.452	169.675	165.438	170.790	37.898	42.566	49.645	47.857	46.129	27,3%	27,7%	29,3%	28,9%	27,0%
20	PT Asuransi Eka Lloyd Jaya	20.481	22.760	31.927	36.809	40.882	13.099	11.012	10.048	14.299	16.631	64,0%	48,4%	31,5%	38,8%	40,7%
21	PT Asuransi Himalaya Pelindung	98.054	119.665	100.722	86.370	53.151	59.339	60.657	48.870	42.598	25.550	60,5%	50,7%	48,5%	49,3%	48,1%
22	PT Asuransi Intra Asia	48.491	44.272	58.281	71.863	105.529	24.222	20.088	8.520	(12.711)	20.782	50,0%	45,4%	14,6%	-17,7%	19,7%
23	PT MNC Asuransi Indonesia	78.198	88.403	97.814	123.209	172.482	36.155	69.840	49.336	39.869	55.402	46,2%	79,0%	50,4%	32,4%	32,1%
24	PT Asuransi Jasa Indonesia (Persero)	1.205.711	1.512.972	1.837.653	2.095.002	2.296.881	635.937	608.765	721.654	751.780	1.160.686	52,7%	40,2%	39,3%	35,9%	50,5%
25	PT Asuransi Jasa Raharja Putera	389.345	523.540	514.817	488.349	599.403	155.717	176.830	192.953	184.247	179.743	40,0%	33,8%	37,5%	37,7%	30,0%
26	PT Asuransi Jasa Tania Tbk.	196.428	166.670	168.957	152.394	146.154	118.144	72.103	75.688	64.768	72.597	60,1%	43,3%	44,8%	42,5%	49,7%
27	PT Asuransi Kredit Indonesia (Persero)	1.415.373	1.743.120	1.854.431	1.440.465	2.152.252	592.427	871.317	1.405.078	1.353.101	1.168.387	41,9%	50,0%	75,8%	93,9%	54,3%
28	PT Malacca Trust Wuwungan Insurance	50.257	35.661	45.250	154.039	69.617	28.444	35.505	24.068	61.434	49.618	56,6%	99,6%	53,2%	39,9%	71,3%
29	PT Asuransi Umum Mega	312.819	427.279	424.507	326.999	372.842	226.571	215.101	254.469	221.899	196.817	72,4%	50,3%	59,9%	67,9%	52,8%
30	PT Asuransi Mega Pratama	52.302	47.423	58.754	56.431	55.663	21.400	9.554	7.343	13.313	8.937	40,9%	20,1%	12,5%	23,6%	16,1%
31	PT Asuransi Kresna Mitra Tbk.	175.400	189.682	164.325	124.541	149.229	98.842	-	114.115	95.378	76.232	56,4%	0,0%	69,4%	76,6%	51,1%
32	PT Pan Pacific Insurance	434.710	741.214	564.649	553.545	368.717	185.163	-	380.184	337.871	322.653	42,6%	0,0%	67,3%	61,0%	87,5%
33	PT Asuransi Purna Artanugraha	85.596	97.058	166.566	47.629	171.543	57.693	37.791	34.620	10.818	68.334	67,4%	38,9%	20,8%	22,7%	39,8%
34	PT Asuransi Raksa Pratikara	373.356	460.635	503.804	418.458	438.566	232.370	260.833	317.936	289.446	269.866	62,2%	56,6%	63,1%	69,2%	61,5%
35	PT Asuransi Rama Satria Wibawa	215.958	11.213	63.049	13.563	21.160	122.386	-	143.250	59.694	25.244	56,7%	0,0%	227,2%	440,1%	119,3%
36	PT Asuransi Raya**	67.064	118.498	96.773	-	-	30.128	42.172	51.351	-	-	44,9%	35,6%	53,1%	-	-
37	PT Asuransi Recapital*	44.152	24.813	59.453	27.717	-	20.790	21.938	26.892	9.812	-	47,1%	88,4%	45,2%	35,4%	-
38	PT Asuransi Reliance Indonesia	366.316	363.077	374.745	230.367	266.038	240.376	307.385	303.527	228.015	156.570	65,6%	84,7%	81,0%	99,0%	58,9%
39	PT Sarana Lindung Upaya	51.589	11.060	8.663	28.490	16.003	36.836	-	12.176	16.864	19.885	71,4%	0,0%	140,5%	59,2%	124,3%
40	PT Asuransi Sinar Mas	1.759.160	1.871.706	1.841.837	2.045.514	2.035.266	1.195.217	1.241.364	1.188.102	1.261.681	1.207.293	67,9%	66,3%	64,5%	61,7%	59,3%
41	PT Asuransi Sumit Oto	158.993	230.656	240.042	248.149	253.777	80.557	113.080	126.368	130.927	126.870	50,7%	49,0%	52,6%	52,8%	50,0%

NO	NAMA PERUSAHAAN *NAME OF COMPANIES*	PREMI NETO *NET PREMIUM*					KLAIM NETO *NET CLAIM*					RASIO KLAIM (%) *CLAIM RATIO (%)*				
		2013	2014	2015	2016	2017	2013	2014	2015	2016	2017	2013	2014	2015	2016	2017
(1)	(2)	(3)	(4)	(5)	(6)	(7)	(8)	(9)	(10)	(11)	(12)	(13)	(14)	(15)	(16)	(17)
42	PT Asuransi Staco Mandiri	32.427	25.500	26.600	25.993	42.256	6.404	9.279	9.329	7.052	14.115	19,7%	36,4%	35,1%	27,1%	33,4%
43	PT Asuransi Tri Pakarta	417.883	564	257.809	253.708	277.269	155.535	-	178.007	154.364	118.614	37,2%	0,0%	69,0%	60,8%	42,8%
44	PT Asuransi Tugu Kresna Pratama	58.600	108.143	42.095	37.940	60.699	14.748	32.560	24.036	19.448	14.117	25,2%	30,1%	57,1%	51,3%	23,3%
45	PT Tugu Pratama Indonesia	477.824	556.054	660.520	654.382	702.730	79.190	81.269	133.353	281.528	184.915	16,6%	14,6%	20,2%	43,0%	26,3%
46	PT Victoria Insurance Tbk.	2.147	9.428	566.781	31.574	30.677	1.766	-	329.014	10.222	14.708	82,3%	0,0%	58,0%	32,4%	47,9%
47	PT Asuransi Videi	30.204	56.161	44.702	44.560	46.422	5.596	10.374	7.808	11.864	11.996	18,5%	18,5%	17,5%	26,6%	25,8%
48	PT Asuransi Wahana Tata	930.975	927.612	815.762	857.183	953.891	561.194	651.986	497.617	527.182	460.956	60,3%	70,3%	61,0%	61,5%	48,3%
49	PT Asuransi Mitra Pelindung Mustika	47.397	81.044	95.488	181.161	273.233	4.228	9.932	17.514	43.671	56.990	8,9%	12,3%	18,3%	24,1%	20,9%
50	PT Asuransi Cakrawala Proteksi Indonesia	-	13.121	177.462	300.053	437.572	-	1.296	14.500	51.072	99.959	-	9,9%	8,2%	17,0%	22,8%
51	PT Asuransi Simas Net	-	60	9.810	13.891	15.454	-	-	980	4.117	5.708	-	0,0%	10,0%	29,6%	36,9%
52	PT Asuransi ASEI Indonesia	-	11.586	394.795	204.523	175.174	-	5.780	308.608	235.719	188.136	-	49,9%	78,2%	115,3%	107,4%
53	PT Bess Central Insurance	64.432	53.844	70.595	155.069	198.974	24.639	15.959	31.533	50.533	80.092	38,2%	29,6%	44,7%	32,6%	40,3%
	JUMLAH / SUBTOTAL	**17.176.458**	**16.265.619**	**21.106.665**	**20.788.910**	**22.776.405**	**8.745.955**	**8.120.852**	**12.398.740**	**12.058.882**	**11.955.552**	**50,8%**	**50,2%**	**58,8%**	**58,3%**	**52,6%**
	PERUSAHAAN ASURANSI UMUM PATUNGAN *JOINT VENTURE NON LIFE INSURANCE COMPANIES*															
1	PT CHUBB General Insurance Indonesia	594.022	744.864	808.189	219.021	770.824	370.132	368.750	331.945	213.784	439.315	62,3%	49,5%	41,1%	97,6%	57,0%
2	PT Asuransi Allianz Utama Indonesia	279.597	512.145	490.335	488.313	470.368	103.699	259.075	371.273	357.030	351.372	37,1%	50,6%	75,7%	73,1%	74,7%
3	PT Asuransi AXA Indonesia	198.753	239.545	281.776	277.484	282.484	129.025	155.062	143.006	187.081	153.642	64,9%	64,7%	50,8%	67,4%	54,4%
4	PT AIG Insurance Indonesia	206.825	238.536	365.284	386.705	239.046	88.168	91.861	91.265	104.710	76.801	42,6%	38,5%	25,0%	27,1%	32,1%
5	PT China Taiping Insurance Indonesia	34.380	46.379	53.039	60.721	81.425	10.163	13.044	15.944	13.948	14.925	29,6%	28,1%	30,1%	23,0%	18,3%
6	PT Meritz Korindo Insurance	15.436	20.620	30.869	36.448	39.945	932	1.569	4.650	470	3.230	6,0%	7,6%	15,1%	1,3%	8,1%
7	PT KSK Insurance Indonesia	18.354	50.074	75.366	76.064	98.565	47.256	86.948	41.012	43.274	37.602	257,5%	173,6%	54,4%	56,9%	38,2%
8	PT Kookmin Best Insurance Indonesia	26.559	21.227	37.468	46.350	43.185	16.417	6.756	18.788	10.410	13.035	61,8%	31,8%	50,1%	22,5%	30,2%
9	PT Mandiri AXA General Insurance	323.209	466.286	443.291	350.129	267.684	54.797	124.897	189.069	212.267	184.523	17,0%	26,8%	42,7%	60,6%	68,9%
10	PT Asuransi MSIG Indonesia	523.630	580.238	503.202	484.696	503.721	214.256	238.613	241.494	199.036	188.559	40,9%	41,1%	48,0%	41,1%	37,4%
11	PT Sompo Insurance Indonesia	-	332.655	409.854	539.227	748.034	-	92.713	111.851	172.277	251.788	-	27,9%	27,3%	31,9%	33,7%
12	PT QBE General Insurance Indonesia	160.175	310.800	378.990	414.621	388.667	118.376	138.971	201.468	224.477	254.603	73,9%	44,7%	53,2%	54,1%	65,5%
13	PT Asuransi Samsung Tugu	108.411	92.775	138.654	128.442	113.579	32.209	-	62.429	23.585	35.167	29,7%	0,0%	45,0%	18,4%	31,0%
14	PT Asuransi Tokio Marine Indonesia	385.346	526.313	532.319	577.668	609.094	221.769	242.005	285.338	289.014	296.136	57,6%	46,0%	53,6%	50,0%	48,6%
15	PT Zurich Insurance Indonesia	207.679	153.817	111.477	136.366	174.145	159.896	203.031	103.577	79.252	97.970	77,0%	132,0%	92,9%	58,1%	56,3%
16	PT Fairfax Insurance Indonesia**	30.864	24.772	67.611	75.003	-	3.291	5.628	14.151	23.731	-	10,7%	22,7%	20,9%	31,6%	-
17	PT Asuransi Bina Dana Arta Tbk.	920.214	917.040	1.030.260	916.996	979.177	512.662	619.212	693.125	720.896	665.220	55,7%	67,5%	67,3%	78,6%	67,9%
18	PT Asuransi FPG Indonesia	167.798	167.896	212.854	217.646	219.796	76.058	102.592	96.000	104.068	99.676	45,3%	61,1%	45,1%	47,8%	45,3%
19	PT Lippo General Insurance Tbk.	589.891	675.869	777.442	845.865	939.943	384.086	477.035	607.672	705.697	709.709	65,1%	70,6%	78,2%	83,4%	75,5%
20	PT Asuransi Parolamas	69.255	64.310	44.417	14.339	8.193	46.819	41.543	31.520	20.156	13.671	67,6%	64,6%	71,0%	140,6%	166,9%
21	PT Asuransi Ramayana Tbk.	338.625	468.650	485.912	516.600	600.307	159.131	228.371	289.114	320.759	362.436	47,0%	48,7%	59,5%	62,1%	60,4%
22	PT Asuransi Harta Aman Pratama Tbk.	140.668	182.553	160.077	161.934	126.550	57.167	83.784	106.705	120.661	112.202	40,6%	45,9%	66,7%	74,5%	88,7%
23	PT Asuransi Multi Artha Guna Tbk.	414.123	418.514	566.781	514.597	619.569	212.194	270.385	329.014	334.651	335.900	51,2%	64,6%	58,0%	65,0%	54,2%
	JUMLAH / SUBTOTAL	**5.753.810**	**7.255.878**	**8.005.465**	**7.485.235**	**8.324.301**	**3.018.502**	**3.851.844**	**4.380.410**	**4.481.236**	**4.697.485**	**52,9%**	**52,6%**	**54,2%**	**59,1%**	**56,1%**
	PERUSAHAAN REASURANSI *REINSURANCE COMPANIES*															
1	PT Reasuransi Indonesia Utama	495.751	1.315.633	1.211.141	1.632.098	2.812.945	307.828	900.061	652.435	1.051.859	2.085.630	62,1%	68,4%	53,9%	64,4%	74,1%
2	PT Maskapai Reasuransi Indonesia	119.642	128.478	726.294	865.125	923.179	92.263	102.772	499.813	640.816	644.811	77,1%	80,0%	68,8%	74,1%	69,8%
3	PT Reasuransi Nasional Indonesia	846.456	1.298.687	1.547.200	1.633.257	2.238.563	483.673	762.768	1.084.033	1.234.385	1.730.572	57,1%	58,7%	70,1%	75,6%	77,3%
4	PT Tugu Reasuransi Indonesia	664.712	685.167	684.174	1.048.046	1.082.011	409.399	471.220	469.805	606.761	797.534	61,6%	68,8%	68,7%	57,9%	73,7%
5	PT Reasuransi Maipark Indonesia	100.488	107.985	145.154	130.065	142.958	-	2.729	8.404	11.898	14.517	0,0%	2,5%	5,8%	9,1%	10,2%
6	PT Reasuransi Nusantara Makmur	-	-	-	-	3.373	-	-	-	-	-	-	-	-	-	0,0%
	JUMLAH / SUBTOTAL	**2.227.049**	**3.535.950**	**4.313.963**	**5.308.591**	**7.203.029**	**1.293.163**	**2.239.550**	**2.714.490**	**3.545.718**	**5.273.064**	**58,1%**	**63,3%**	**62,9%**	**66,8%**	**73,2%**
	JUMLAH SELURUHNYA / GRAND TOTAL	**25.157.317**	**27.057.447**	**33.426.093**	**33.582.736**	**38.303.735**	**13.057.620**	**14.212.246**	**19.493.639**	**20.085.836**	**21.926.101**	**51,9%**	**52,5%**	**58,3%**	**59,8%**	**57,4%**

Keterangan / *Notes* :

*) Tidak Menyampaikan Laporan / *Have Not Submitted Annual Report*

HALAMAN INI SENGAJA DIKOSONGKAN

THIS PAGE IS INTENTIONALLY LEFT BLANK

LAMPIRAN II
APPENDIX II

Usaha Asuransi Jiwa

Life Insurance Business



HALAMAN INI SENGAJA DIKOSONGKAN

THIS PAGE IS INTENTIONALLY LEFT BLANK

PERUSAHAAN ASURANSI JIWA - KONVENSIONAL

LIFE INSURANCE COMPANIES - CONVENTIONAL

TABEL: 3.1/TABLE: 3.1

REKAPITULASI LAPORAN POSISI KEUANGAN TAHUN 2017

RECAPITULATION OF STATEMENTS OF FINANCIAL POSITION AS AT 2017

Dalam Jutaan Rupiah / *In Million Rupiah*

NO	NAMA PERUSAHAAN *NAME OF COMPANY*	INVESTASI *INVESTMENTS*	BUKAN INVESTASI *NON INVESTMENT*	JUMLAH ASET *TOTAL ASSETS*	UTANG *PAYABLES*	CAD. PREMI *PREMIUM RESERVES*	CAPYBMP *UPR*	CADANGAN KLAIM *CLAIM RESERVES*	CADANGAN RISIKO BENCANA *CATASTHROPIC RESERVE*	JUMLAH CAD. *TOTAL RESERVES*	JUMLAH LIABILITAS *TOTAL LIABILITIES*	PINJAMAN SUBORD. *SUBORD. LOANS*	EKUITAS *EQUITIES*
(1)	(2)	(3)	(4)	(5)	(6)	(7)	(8)	(9)	(10)	(11)	(12)	(13)	(14)
	PERUSAHAAN ASURANSI JIWA NASIONAL												
	NATIONAL LIFE INSURANCE COMPANIES												
1	PT Asuransi Jiwa Adisarana Wanaartha	9.324.134	564.123	9.888.257	120.384	8.332.973	37.815	7.869	-	8.378.656	8.499.041	535.137	854.079
2	PT Asuransi BRI Life	7.112.509	889.501	8.002.011	256.516	5.458.853	139.773	47.727	-	5.646.353	5.902.869	-	2.099.141
3	AJB Bumiputera 1912	8.593.466	15.654.893	24.248.359	1.609.557	29.067.159	11.665	39.699	-	29.118.523	30.728.080	-	(6.479.720)
4	PT Asuransi Jiwa Central Asia Raya	5.389.118	229.548	5.618.666	430.817	3.801.835	64.069	51.655	179	3.917.739	4.348.556	-	1.270.110
5	PT Equity Life Indonesia	2.172.318	180.956	2.353.274	134.074	1.751.636	54.384	8.526	-	1.814.546	1.948.620	-	404.654
6	PT Heksa Solution Insurance	696.499	281.919	978.417	51.201	714.600	88	9.196	-	723.883	775.085	21.000	182.333
7	PT Indolife Pensiontama	24.861.665	1.493.892	26.355.557	40.637	18.558.496	766	3.181	-	18.562.443	18.603.080	-	7.752.477
8	PT Asuransi Jiwa Inhealth Indonesia	1.203.795	1.021.170	2.224.965	179.478	202.494	290.950	107.665	-	601.109	780.587	-	1.444.378
9	PT Asuransi Jiwasraya (Persero)	42.312.192	3.377.462	45.689.653	545.721	39.425.070	46.272	96.275	-	39.567.616	40.113.338	-	5.576.315
10	PT Asuransi Jiwa Kresna	2.351.257	53.813	2.405.069	39.346	1.996.888	573	1.464	-	1.998.925	2.038.270	-	366.799
11	PT Asuransi Simas Jiwa	23.155.249	1.557.477	24.712.727	1.014.254	23.031.462	4.346	11.683	178	23.047.669	24.061.923	-	650.804
12	PT MNC Life Assurance	226.756	208.297	435.053	39.149	214.707	45.118	12.916	1.909	274.651	313.800	-	121.253
13	PT Pasaraya Life Insurance	121.687	1.819	123.506	27.771	791	-	-	-	791	28.561	-	94.945
14	PT Asuransi Jiwa Recapital	23.956	88.133	112.089	95.828	27.963	128	572	-	28.663	124.491	-	(12.402)
15	PT Asuransi Jiwa Sequis Financial	498.109	21.545	519.654	17.535	233.087	3.259	1.119	-	237.465	255.000	-	264.654
16	PT Asuransi Jiwa Tugu Mandiri	1.065.795	173.800	1.239.594	71.687	918.998	15.494	1.514	158	936.164	1.007.852	-	231.743
17	PT Asuransi Jiwa Mega Indonesia	568.812	162.747	731.559	43.547	381.798	5.422	108	235	387.562	431.109	-	300.450
18	PT Asuransi Jiwa Reliance	134.177	620.161	754.337	179.961	337.831	20.575	32.874	-	391.280	571.241	-	183.096
19	PT Central Asia Financial	123.175	17.330	140.505	7.158	14.994	1.890	1.567	-	18.451	25.609	-	114.896
20	PT Asuransi Jiwa Indosurya Sukses	488.709	144.598	633.307	9.979	472.718	2.018	1.430	237	476.403	486.382	-	146.925
21	PT Capital Life Indonesia	5.479.701	168.627	5.648.328	66.830	4.696.885	149	222	173	4.697.429	4.764.259	-	884.069
22	PT Asuransi Jiwa Taspen	3.233.677	179.924	3.413.601	53.542	2.867.425	1.180	5.224	-	2.873.829	2.927.372	-	486.229
23	PT Asuransi Jiwa Sinansari Indonesia	104.912	2.249	107.161	444	0	-	0	-	0	445	-	106.717
24	PT Asuransi Jiwa BCA	690.379	151.743	842.122	96.254	233.238	19.570	26.199	-	279.006	375.260	-	466.861
25	PT Lippo Life Assurance	116.455	20.665	137.120	6.577	20.381	2.247	335	-	22.963	29.540	-	107.580
26	PT Pacific Life Insurance	110.008	3.838	113.846	141	2.919	15	-	0	2.934	3.076	-	110.770
27	PT Asuransi Jiwa Bumiputera	-	-	-	-	-	-	-	-	-	-	-	-
28	PT Asuransi Jiwa Nasional	177.914	24.468	202.382	19.628	24.843	1.195	505	709	27.252	46.881	-	155.502
29	PT Victoria Alife Indonesia	194.892	3.871	198.763	1.784	25.906	108	14	-	26.029	27.813	-	170.950
30	PT Asuransi Ciputra Indonesia	99.794	16.685	116.479	7.335	3.454	351	21	-	3.826	11.160	-	105.319
31	PT Asuransi Jiwa Millenium	20.000	81.865	101.865	23	34	-	-	-	34	56	-	101.809
	JUMLAH / *SUBTOTAL*	**140.651.109**	**27.397.119**	**168.048.228**	**5.167.159**	**142.819.439**	**769.419**	**469.559**	**3.779**	**144.062.196**	**149.229.355**	**556.137**	**18.262.736**

NO	NAMA PERUSAHAAN *NAME OF COMPANY*	INVESTASI *INVESTMENTS*	BUKAN INVESTASI *NON INVESTMENT*	JUMLAH ASET *TOTAL ASSETS*	UTANG *PAYABLES*	CAD. PREMI *PREMIUM RESERVES*	CAPYBMP *UPR*	CADANGAN KLAIM *CLAIM RESERVES*	CADANGAN RISIKO BENCANA *CATASTHROPIC RESERVE*	JUMLAH CAD. *TOTAL RESERVES*	JUMLAH LIABILITAS *TOTAL LIABILITIES*	PINJAMAN SUBORD. *SUBORD. LOANS*	EKUITAS *EQUITIES*
(1)	(2)	(3)	(4)	(5)	(6)	(7)	(8)	(9)	(10)	(11)	(12)	(13)	(14)
	PERUSAHAAN ASURANSI JIWA PATUNGAN												
	JOINT VENTURE LIFE INSURANCE COMPANIES												
1	PT Chubb Life Insurance Indonesia	2.369.199	257.515	2.626.714	204.832	1.851.463	12.420	54.878	-	1.918.761	2.123.594	-	503.121
2	PT AIA Financial	42.289.330	2.579.985	44.869.315	3.048.661	31.034.530	97.479	126.731	-	31.258.739	34.307.400	-	10.561.914
3	PT Asuransi Allianz Life Indonesia	29.748.526	3.642.303	33.390.829	2.456.615	25.008.548	90.695	142.892	-	25.242.134	27.698.749	-	5.692.080
4	PT Astra Aviva Life	3.322.552	992.884	4.315.435	364.804	3.221.712	82.148	34.888	-	3.338.748	3.703.552	-	611.883
5	PT Avrist Assurance	10.394.420	532.064	10.926.484	1.223.299	7.504.413	73.986	67.113	-	7.645.512	8.868.811	-	2.057.673
6	PT AXA Financial Indonesia	5.971.071	492.595	6.463.666	373.428	4.981.917	122.366	64.794	1.290	5.170.367	5.543.796	-	919.871
7	PT AXA Life Indonesia**	-	-	-	-	-	-	-	-	-	-	-	-
8	PT AXA Mandiri Financial Services	26.704.929	1.804.116	28.509.046	1.327.542	24.962.835	86.693	103.503	2.059	25.155.090	26.482.632	-	2.026.414
9	PT Asuransi CIGNA	1.329.876	427.907	1.757.782	218.920	743.287	37.042	63.477	279	844.084	1.063.005	-	694.778
10	PT Commonwealth Life	7.048.739	558.807	7.607.545	426.783	5.264.564	21.006	22.655	-	5.308.225	5.735.008	-	1.872.537
11	PT Asuransi Jiwa Generali Indonesia	5.584.832	1.237.843	6.822.675	973.569	4.790.075	93.674	110.817	-	4.994.566	5.968.135	-	854.540
12	PT Great Eastern Life Indonesia	3.427.435	233.730	3.661.166	184.387	2.777.622	17.127	10.087	-	2.804.835	2.989.223	1.385	670.558
13	PT Tokio Marine Life Insurance Indonesia	2.052.129	248.302	2.300.431	155.495	622.833	29.541	30.681	146	683.201	838.697	-	1.461.735
14	PT Asuransi Jiwa Manulife Indonesia	42.118.345	3.518.729	45.637.074	2.186.058	32.098.474	279.670	209.588	-	32.587.732	34.773.790	-	10.863.284
15	PT Prudential Life Assurance	66.867.766	4.889.936	71.757.702	3.056.753	60.183.955	375.760	1.854.409	2.103	62.416.227	65.472.980	-	6.284.722
16	PT Asuransi Jiwa Sinarmas MSIG	14.098.528	1.436.253	15.534.781	471.888	6.477.623	35.918	38.410	430	6.552.380	7.024.268	-	8.510.513
17	PT Sun Life Financial Indonesia	10.562.290	972.888	11.535.178	742.915	9.085.879	32.578	48.688	117	9.167.262	9.910.177	-	1.625.000
18	PT Zurich Topas Life	762.964	180.839	943.802	183.992	488.190	2.889	11.992	283	503.353	687.345	-	256.458
19	PT BNI Life Insurance	14.247.146	1.486.669	15.733.814	349.291	9.790.274	224.752	155.872	-	10.170.898	10.520.189	-	5.213.625
20	PT Asuransi Jiwa Sequis Life	18.259.790	473.050	18.732.840	577.850	11.717.336	4.696	38.456	-	11.760.488	12.338.338	-	6.394.502
21	PT Panin Dai-Chi Life	8.592.169	566.702	9.158.871	314.014	3.804.383	18.731	49.611	-	3.872.726	4.186.740	-	4.972.132
22	PT FWD Life Indonesia	693.335	329.034	1.022.369	166.088	490.983	63.786	32.362	-	587.131	753.219	-	269.150
23	PT Hanwha Life Insurance Indonesia	1.779.058	313.005	2.092.063	56.687	158.745	16.871	35.594	142	211.352	268.039	-	1.824.024
	JUMLAH / *SUBTOTAL*	**318.224.429**	**27.175.156**	**345.399.584**	**19.063.872**	**247.059.640**	**1.819.826**	**3.307.500**	**6.848**	**252.193.814**	**271.257.686**	**1.385**	**74.140.513**
	JUMLAH SELURUHNYA / *GRAND TOTAL*	**458.875.538**	**54.572.274**	**513.447.812**	**24.231.030**	**389.879.079**	**2.589.245**	**3.777.060**	**10.627**	**396.256.011**	**420.487.041**	**557.522**	**92.403.249**

Keterangan / *Notes* :

*) Tidak Menyampaikan Laporan */ Have Not Submitted Annual Report*

**) Pencabutan Izin Usaha */ Licenses Have Been Removed*

***) Pemberian Izin Usaha Baru */ New Lisences*

PERUSAHAAN ASURANSI JIWA - KONVENSIONAL

LIFE INSURANCE COMPANIES - CONVENTIONAL

TABEL: 3.1.1/TABLE: 3.1.1

REKAPITULASI INVESTASI TAHUN 2017

RECAPITULATION OF INVESTMENTS AS AT 2017

Dalam Jutaan Rupiah / *In Million Rupiah*

NO	NAMA PERUSAHAAN *NAME OF COMPANY*	DEPOSITO BERJANGKA *TIME DEPOSITE*	SERTIFIKAT DEPOSITO *CERTIFICATE OF DEP.*	SAHAM *STOCKS*	OBLIGASI KORPORASI *CORPORATE BONDS*	MTN *MTN*	SB. YANG DITERBITKAN NEGARA RI *MS. ISSUED BY GOVT*	SB. YANG DITERBIT-KAN SELAIN NEGARA RI *MS. ISSUED BY NON GOVT*	SB. YANG DITERBIT-KAN BANK INDONESIA *MS. ISSUED BY RI/CEN-TRAL BANK*	SURAT BER-HARGA YANG DITERBITKAN LEMBAGA MULTINASI-ONAL *MS. ISSUED BY MULTINA-TIONAL*	REKSADANA *MUTUAL FUND*	KONTRAK INVESTASI KOLEKTIF EBA *COL. INV. CONTRACT ASSET-BACKED SECURITY*	DANA INVESTASI REAL ESTAT *REAL ESTATE INV. FUND*	REPO *REPO*	PENYERTAAN LANGSUNG *DIRECT PLACEMENT*	TANAH, BANGUNAN, TANAH DNG BANGUNAN *PROPERTY INVESTMENT*	EXECUTING *EXECUTING*	EMAS MUR-NI *GOLD*	PINJAMAN YANG DIJAMIN HAK TANG-GUNGAN *MORTGAGE*	PINJAMAN POLIS *POLICY LOAN*	INVESTASI LAIN *OTHER INVEST.*	JUMLAH INVESTASI *TOTAL INVESTMENTS*
(1)	(2)	(3)	(4)	(5)	(6)	(7)	(8)	(9)	(10)	(11)	(12)	(13)	(14)	(15)	(16)	(17)	(18)	(19)	(20)	(21)	(22)	(23)
	PERUSAHAAN ASURANSI JIWA SWASTA NASIONAL																					
	PRIVATE NATIONAL LIFE INSURANCE COMPANIES																					
1	PT Asuransi Jiwa Adisarana Wanaartha	2.147.659	-	2.901.467	621.179	-	1.288.350	-	-	-	2.281.943	25.152	-	-	-	8.384	-	-	-	-	50.000	9.324.134
2	PT Asuransi BRI Life	261.338	-	422.898	2.390.431	-	1.889.903	-	-	-	2.030.772	-	-	-	496	116.358	-	-	-	313	-	7.112.509
3	AJB Bumiputera 1912	252.522	-	384.261	37.434	-	1.585.342	-	-	-	1.643.213	-	9.184	-	619.840	3.740.794	-	-	36	320.840	-	8.593.466
4	PT Asuransi Jiwa Central Asia Raya	129.143	-	1.837.315	1.557.140	20.000	390.689	-	-	-	980.918	-	-	-	332.100	20.721	-	-	63.365	32.656	25.070	5.389.118
5	PT Equity Life Indonesia	201.479	-	5.892	129.372	293.000	90.374	-	-	-	1.277.104	-	-	-	46.003	125.503	-	-	3.138	453	-	2.172.318
6	PT Heksa Solution Insurance	248.535	-	36.614	20.000	-	-	-	-	-	330.606	-	-	-	-	60.744	-	-	-	-	-	696.499
7	PT Indolife Pensiontama	693.882	-	6.309.337	6.369.466	-	1.374.184	-	-	-	5.029.616	-	-	-	4.422.437	292.748	5.101	-	25.242	1.102	338.550	24.861.665
8	PT Asuransi Jiwa Inhealth Indonesia	249.740	-	12.273	474.000	-	276.477	-	-	-	191.305	-	-	-	-	-	-	-	-	-	-	1.203.795
9	PT Asuransi Jiwasraya (Persero)	4.337.468	-	6.634.826	1.805.030	75.000	3.093.132	-	-	-	19.175.202	19.703	-	-	516.802	6.557.771	-	-	-	97.258	-	42.312.192
10	PT Asuransi Jiwa Kresna	983.913	-	541.218	-	50.000	716.534	-	-	-	59.591	-	-	-	-	-	-	-	-	-	-	2.351.257
11	PT Asuransi Simas Jiwa	789.100	-	14.609.410	140.853	256.758	325.465	-	-	-	6.726.565	-	-	-	-	7.785	270.000	-	-	1.812	27.500	23.155.249
12	PT MNC Life Assurance	22.150	-	38.204	59.424	-	17.664	-	-	-	88.467	-	-	-	-	-	-	-	-	847	-	226.756
13	PT Pasaraya Life Insurance	37.000	-	-	-	-	-	-	-	-	-	-	-	-	-	83.354	-	-	-	5	1.328	121.687
14	PT Asuransi Jiwa Recapital	20.893	-	662	-	-	-	-	-	-	2.394	-	-	-	-	-	-	-	-	7	-	23.956
15	PT Asuransi Jiwa Sequis Financial	25.789	-	64.372	-	-	38.864	-	-	-	359.496	-	-	-	11	-	-	-	-	9.577	-	498.109
16	PT Asuransi Jiwa Tugu Mandiri	167.678	-	148.814	117.142	-	101.085	-	-	-	511.047	20.022	-	-	7	-	-	-	-	-	-	1.065.795
17	PT Asuransi Jiwa Mega Indonesia	132.250	-	-	-	-	62.795	-	-	-	373.767	-	-	-	-	-	-	-	-	-	-	568.812
18	PT Asuransi Jiwa Reliance	39.000	20.000	7.038	23.617	10.420	18.174	-	-	-	14.428	-	-	-	-	-	-	-	-	-	1.500	134.177
19	PT Central Asia Financial	-	-	34.200	19.174	-	21.051	-	-	-	48.750	-	-	-	-	-	-	-	-	-	-	123.175
20	PT Asuransi Jiwa Indosurya Sukses	112.250	-	-	15.917	308.000	51.415	-	-	-	1.128	-	-	-	-	-	-	-	-	-	-	488.709
21	PT Capital Life Indonesia	324.922	-	1.189.383	290.983	-	608.239	-	-	-	2.834.273	-	-	-	231.900	-	-	-	-	-	-	5.479.701
22	PT Asuransi Jiwa Taspen	789.621	-	108.385	216.776	-	540.228	-	-	-	1.576.658	-	-	-	2.008	-	-	-	-	-	-	3.233.677
23	PT Asuransi Jiwa Sinansari Indonesia	72.516	-	-	-	-	32.397	-	-	-	-	-	-	-	-	-	-	-	-	-	-	104.912
24	PT Asuransi Jiwa BCA	326.689	-	-	136.749	-	133.950	-	-	-	92.991	-	-	-	-	-	-	-	-	-	-	690.379
25	PT Lippo Life Assurance	49.000	-	21.233	-	-	19.705	-	-	-	26.517	-	-	-	-	-	-	-	-	-	-	116.455
26	PT Pacific Life Insurance	52.000	-	22.850	-	-	34.353	-	-	-	805	-	-	-	-	-	-	-	-	-	-	110.008
27	PT Asuransi Jiwa Bumiputera	-	-	-	-	-	-	-	-	-	-	-	-	-	-	-	-	-	-	-	-	-
28	PT Asuransi Jiwa Nasional	65.000	-	-	-	-	31.478	-	-	-	81.436	-	-	-	-	-	-	-	-	-	-	177.914
29	PT Victoria Alife Indonesia	37.675	-	65.882	2.068	-	5.755	-	-	-	83.512	-	-	-	-	-	-	-	-	-	-	194.892
30	PT Asuransi Ciputra Indonesia	11.000	-	4.532	10.329	-	51.874	-	-	-	22.058	-	-	-	-	-	-	-	-	-	-	99.794
31	PT Asuransi Jiwa Millenium	20.000	-	-	-	-	-	-	-	-	-	-	-	-	-	-	-	-	-	-	-	20.000
	JUMLAH / *SUB TOTAL*	**12.600.214**	**20.000**	**35.401.067**	**14.437.083**	**1.013.178**	**12.799.478**	**-**	**-**	**-**	**45.844.561**	**64.877**	**9.184**	**-**	**6.171.604**	**11.014.162**	**275.101**	**-**	**91.781**	**464.871**	**443.948**	**140.651.109**

NO	NAMA PERUSAHAAN *NAME OF COMPANY*	DEPOSITO BERJANGKA *TIME DEPOSITE*	SERTIFIKAT DEPOSITO *CERTIFICATE OF DEP.*	SAHAM *STOCKS*	OBLIGASI KORPORASI *CORPORATE BONDS*	MTN *MTN*	SB. YANG DITERBITKAN NEGARA RI *MS. ISSUED BY GOVT*	SB. YANG DITERBIT-KAN SELAIN NEGARA RI *MS. ISSUED BY NON GOVT*	SB. YANG DITERBIT-KAN BANK INDONESIA *MS. ISSUED BY RI/CEN-TRAL BANK*	SURAT BER-HARGA YANG DITERBITKAN LEMBAGA MULTINASI-ONAL *MS. ISSUED BY MULTINA-TIONAL*	REKSADANA *MUTUAL FUND*	KONTRAK INVESTASI KOLEKTIF EBA *COL. INV. CONTRACT ASSET-BACKED SECURITY*	DANA INVESTASI REAL ESTAT *REAL ESTATE INV. FUND*	REPO *REPO*	PENYERTAAN LANGSUNG *DIRECT PLACEMENT*	TANAH, BANGUNAN, TANAH DNG BANGUNAN *PROPERTY INVESTMENT*	EXECUTING *EXECUTING*	EMAS MUR-NI *GOLD*	PINJAMAN YANG DIJAMIN HAK TANG-GUNGAN *MORTGAGE*	PINJAMAN POLIS *POLICY LOAN*	INVESTASI LAIN *OTHER INVEST.*	JUMLAH INVESTASI *TOTAL INVESTMENTS*
(1)	(2)	(3)	(4)	(5)	(6)	(7)	(8)	(9)	(10)	(11)	(12)	(13)	(14)	(15)	(16)	(17)	(18)	(19)	(20)	(21)	(22)	(23)
	PERUSAHAAN ASURANSI JIWA PATUNGAN																					
	JOINT VENTURE LIFE INSURANCE COMPANIES																					
1	PT Chubb Life Insurance Indonesia	184.827	-	-	10.337	-	371.281	-	-	-	1.777.109	-	-	-	-	-	-	-	-	645	25.000	2.369.199
2	PT AIA Financial	752.076	-	20.762.109	4.391.078	7.003	5.626.810	-	-	-	10.612.309	19.347	-	-	-	-	-	-	-	68.598	50.000	42.289.330
3	PT Asuransi Allianz Life Indonesia	5.420.765	-	11.828.089	1.540.352	-	1.648.979	-	-	-	9.179.135	89.143	-	-	4.350	-	-	-	-	37.711	-	29.748.526
4	PT Astra Aviva Life	363.220	-	-	47.376	-	169.764	-	-	-	2.742.145	-	-	-	-	-	-	-	-	46	-	3.322.552
5	PT Avrist Assurance	524.245	-	2.802.218	522.678	164.805	2.273.604	-	-	-	3.917.900	-	-	-	173.298	-	-	-	-	15.672	-	10.394.420
6	PT AXA Financial Indonesia	329.876	-	72.648	309.932	-	1.660.458	-	-	-	3.525.304	-	-	-	37.695	-	-	-	-	35.158	-	5.971.071
7	PT AXA Life Indonesia**	-	-	-	-	-	-	-	-	-	-	-	-	-	-	-	-	-	-	-	-	-
8	PT AXA Mandiri Financial Services	2.135.725	-	11.674.671	722.950	-	2.242.492	-	-	-	9.929.091	-	-	-	-	-	-	-	-	-	-	26.704.929
9	PT Asuransi CIGNA	148.707	-	10.614	-	-	989.905	-	-	-	179.695	-	-	-	-	-	-	-	-	955	-	1.329.876
10	PT Commonwealth Life	201.389	100.000	-	267.987	-	609.374	-	-	-	5.767.651	-	-	-	47.601	-	-	-	-	54.736	-	7.048.739
11	PT Asuransi Jiwa Generali Indonesia	1.128.014	-	-	228.148	-	369.046	-	-	-	3.808.494	-	-	-	51.130	-	-	-	-	-	-	5.584.832
12	PT Great Eastern Life Indonesia	597.396	-	-	45.549	-	782.472	-	-	-	1.999.602	-	-	-	-	-	-	-	-	2.417	-	3.427.435
13	PT Tokio Marine Life Insurance Indonesia	998.593	-	22.972	-	-	240.032	-	-	-	788.908	-	-	-	747	-	-	-	-	878	-	2.052.129
14	PT Asuransi Jiwa Manulife Indonesia	1.222.466	-	10.401.576	2.879.148	-	15.350.267	883.523	-	-	9.641.710	-	-	-	816.977	-	-	-	-	922.678	-	42.118.345
15	PT Prudential Life Assurance	6.714.976	-	42.525.284	1.051.754	-	3.925.985	-	-	-	12.573.672	-	-	-	1.220	-	-	-	33.669	36.207	5.000	66.867.766
16	PT Asuransi Jiwa Sinarmas MSIG	2.381.862	-	34.669	634.843	690.000	599.328	489	-	-	9.748.756	-	-	-	261	-	-	-	4.508	3.812	-	14.098.528
17	PT Sun Life Financial Indonesia	1.206.959	-	2.488.848	211.595	-	4.380.929	-	-	-	2.094.899	-	-	-	-	-	-	-	-	179.060	-	10.562.290
18	PT Zurich Topas Life	94.000	-	-	29.918	-	166.531	-	-	-	472.495	-	-	-	20	-	-	-	-	-	-	762.964
19	PT BNI Life Insurance	921.512	-	313.424	2.009.243	200.000	1.430.770	-	-	-	9.369.892	-	-	-	1.500	-	-	-	-	805	-	14.247.146
20	PT Asuransi Jiwa Sequis Life	357.967	-	1.284.236	392.424	-	1.297.996	-	-	-	14.371.483	-	-	-	388.788	-	-	-	83	166.814	-	18.259.790
21	PT Panin Dai-Chi Life	2.883.540	-	29.481	1.222.408	-	1.636.186	-	-	-	2.812.152	-	-	-	-	-	-	-	-	8.402	-	8.592.169
22	PT FWD Life Indonesia	134.000	-	-	-	-	105.596	-	-	-	453.739	-	-	-	-	-	-	-	-	-	-	693.335
23	PT Hanwha Life Insurance Indonesia	712.693	-	-	36.883	-	602.681	-	-	-	425.363	-	-	-	-	1.438	-	-	-	-	-	1.779.058
	JUMLAH / *SUB TOTAL*	**29.414.809**	**100.000**	**104.250.840**	**16.554.605**	**1.061.808**	**46.480.484**	**884.012**	**-**	**-**	**116.191.503**	**108.490**	**-**	**-**	**1.523.586**	**1.438**	**-**	**-**	**38.260**	**1.534.594**	**80.000**	**318.224.429**
	JUMLAH SELURUHNYA / *GRAND TOTAL*	**42.015.022**	**120.000**	**139.651.906**	**30.991.688**	**2.074.986**	**59.279.963**	**884.012**	**-**	**-**	**162.036.065**	**173.367**	**9.184**	**-**	**7.695.190**	**11.015.600**	**275.101**	**-**	**130.040**	**1.999.465**	**523.948**	**458.875.538**

Keterangan / *Notes* :

*) Tidak Menyampaikan Laporan */ Have Not Submitted Annual Report*

**) Pencabutan Izin Usaha */ Licenses Have Been Removed*

***) Pemberian Izin Usaha Baru */ New Lisences*

PERUSAHAAN ASURANSI JIWA - KONVENSIONAL

LIFE INSURANCE COMPANIES - CONVENTIONAL

TABEL: 3.1.2/TABLE: 3.1.2

REKAPITULASI BUKAN INVESTASI TAHUN 2017

RECAPITULATION OF NON INVESTMENT ASSETS IN YEAR 2017

Dalam Jutaan Rupiah / *In Million Rupiah*

NO.	NAMA PERUSAHAAN *NAME OF COMPANY*	KAS DAN BANK *CASH AND BANK*	TAGIHAN PREMI PENUTUPAN LANGSUNG *DIRECT PREMIUM RECEIVABLE*	TAGIHAN PREMI REASURANSI *REINS. PREMIUM RECEIVABLE*	ASET REINSURANCE *REINSURANCE ASSET*	TAGIHAN KLAIM KOAS *COINS. CIAIM RECEIVABLE*	TAGIHAN KLAIM REASURANSI *CLAIM REINS. RECEIVABLE*	TAGIHAN INVESTASI *INV. RECEIVABLE*	TAGIHAN HASIL INVESTASI *INVESTMENT YIELD REC.*	BANGUNAN, TANAH DNG BANGUNAN *PROPERTY*	BIAYA AKUISISI YG DITANGGUH-KAN *DEFFERED ACQUISITION COST*	ASET TETAP LAIN *OTHER FIXED ASS.*	ASET LAIN *OTHER ASSETS*	JUMLAH *TOTAL*
(1)	(2)	(3)	(4)	(5)	(6)	(7)	(8)	(9)	(10)	(11)	(12)	(13)	(14)	(15)
	PERUSAHAAN ASURANSI JIWA SWASTA NASIONAL													
	PRIVATE NATIONAL LIFE INSURANCE COMPANIES													
1	PT Asuransi Jiwa Adisarana Wanaartha	194.089	615	-	1.597	-	-	-	4.125	5.339	-	14.105	344.252	564.123
2	PT Asuransi BRI Life	48.990	18.479	-	233.277	7.214	17.267	43.066	62.394	154.877	-	12.786	291.151	889.501
3	AJB Bumiputera 1912	66.586	76.730	-	24.388	-	12.847	-	45.839	2.526.156	-	40.131	12.862.216	15.654.893
4	PT Asuransi Jiwa Central Asia Raya	19.011	46.933	-	31.668	-	22.628	7.034	24.585	24.070	-	14.628	38.990	229.548
5	PT Equity Life Indonesia	18.660	41.219	-	24.942	-	16.670	-	5.086	41.988	-	6.922	25.468	180.956
6	PT Heksa Solution Insurance	21.597	-	-	94.183	-	36.552	-	872	25.089	-	12.816	90.810	281.919
7	PT Indolife Pensiontama	74.342	-	-	-	-	-	-	1.291.429	-	-	8.100	120.021	1.493.892
8	PT Asuransi Jiwa Inhealth Indonesia	646.688	86.392	-	129.990	-	18.350	17.900	10.429	-	-	16.835	94.586	1.021.170
9	PT Asuransi Jiwasraya (Persero)	29.825	83.453	-	655.432	-	47.844	-	69.778	2.127.349	-	177.678	186.103	3.377.462
10	PT Asuransi Jiwa Kresna	27.009	563	1.811	1.722	-	-	-	7.173	2.048	-	3.760	9.727	53.813
11	PT Asuransi Simas Jiwa	104.715	2.891	-	10.019	-	33.250	164	11.418	53.547	-	9.042	1.332.431	1.557.477
12	PT MNC Life Assurance	18.739	75.550	-	40.591	-	9.960	-	2.464	-	-	13.908	47.086	208.297
13	PT Pasaraya Life Insurance	129	-	-	-	-	-	-	1.367	-	-	250	73	1.819
14	PT Asuransi Jiwa Recapital	87.336	-	-	-	-	788	-	-	-	-	9	-	88.133
15	PT Asuransi Jiwa Sequis Financial	8.109	208	-	1.721	-	4.648	-	897	-	-	3.450	2.512	21.545
16	PT Asuransi Jiwa Tugu Mandiri	7.202	99.268	-	17.514	-	6.924	-	2.530	8.869	-	13.681	17.811	173.800
17	PT Asuransi Jiwa Mega Indonesia	57.996	7.323	-	968	-	2.762	-	1.771	52.543	-	1.380	38.004	162.747
18	PT Asuransi Jiwa Reliance	823	295.371	-	262.345	-	47.571	-	5.174	-	-	1.520	7.358	620.161
19	PT Central Asia Financial	418	1.101	860	3.703	-	4.013	500	528	-	-	3.734	2.474	17.330
20	PT Asuransi Jiwa Indosurya Sukses	76.104	9.686	-	10.376	-	7.101	-	2.384	-	-	15.030	23.918	144.598
21	PT Capital Life Indonesia	101.512	361	-	1.835	-	-	42.386	16.300	-	-	3.358	2.875	168.627
22	PT Asuransi Jiwa Taspen	1.419	35.658	-	76.024	-	18.750	-	26.643	-	-	8.507	12.923	179.924
23	PT Asuransi Jiwa Sinansari Indonesia	756	-	-	0	-	-	-	1.321	-	-	112	59	2.249
24	PT Asuransi Jiwa BCA	9.023	3.992	-	16.777	-	52.321	-	4.033	-	-	8.093	57.503	151.743
25	PT Lippo Life Assurance	4.305	5.909	-	281	-	1.188	-	726	-	-	922	7.334	20.665
26	PT Pacific Life Insurance	905	-	-	10	-	-	-	836	-	-	1.045	1.041	3.838
27	PT Asuransi Jiwa Bumiputera	-	-	-	-	-	-	-	-	-	-	-	-	-
28	PT Asuransi Jiwa Nasional	962	12.529	-	9.784	-	-	-	527	-	-	351	316	24.468
29	PT Victoria Alife Indonesia	446	70	-	23	-	-	-	211	-	-	158	2.964	3.871
30	PT Asuransi Ciputra Indonesia	5.273	531	-	1.279	-	5	-	1.112	-	-	5.091	3.395	16.685
31	PT Asuransi Jiwa Millenium	1.287	-	-	-	-	-	-	59	-	-	-	80.519	81.865
	JUMLAH / *SUB TOTAL*	**1.634.258**	**904.830**	**2.670**	**1.650.448**	**7.214**	**361.439**	**111.049**	**1.602.012**	**5.021.878**	**-**	**397.403**	**15.703.919**	**27.397.119**

NO.	NAMA PERUSAHAAN *NAME OF COMPANY*	KAS DAN BANK *CASH AND BANK*	TAGIHAN PREMI PENUTUPAN LANGSUNG *DIRECT PREMIUM RECEIVABLE*	TAGIHAN PREMI REASURANSI *REINS. PREMIUM RECEIVABLE*	ASET REINSURANCE *REINSURANCE ASSET*	TAGIHAN KLAIM KOAS *COINS. CIAIM RECEIVABLE*	TAGIHAN KLAIM REASURANSI *CLAIM REINS. RECEIVABLE*	TAGIHAN INVESTASI *INV. RECEIVABLE*	TAGIHAN HASIL INVESTASI *INVESTMENT YIELD REC.*	BANGUNAN, TANAH DNG BANGUNAN *PROPERTY*	BIAYA AKUISISI YG DITANGGUH-KAN *DEFFERED ACQUISITION COST*	ASET TETAP LAIN *OTHER FIXED ASS.*	ASET LAIN *OTHER ASSETS*	JUMLAH *TOTAL*
(1)	(2)	(3)	(4)	(5)	(6)	(7)	(8)	(9)	(10)	(11)	(12)	(13)	(14)	(15)
	PERUSAHAAN ASURANSI JIWA PATUNGAN													
	JOINT VENTURE LIFE INSURANCE COMPANIES													
1	PT Chubb Life Insurance Indonesia	29.104	91.371	15.870	16.308	-	-	-	5.761	-	-	12.899	86.202	257.515
2	PT AIA Financial	461.296	233.745	-	69.731	-	199.732	6.752	149.334	2.158	15.613	205.001	1.236.625	2.579.985
3	PT Asuransi Allianz Life Indonesia	377.764	10.619	-	92.331	-	42.463	22.839	90.800	786	-	61.810	2.942.892	3.642.303
4	PT Astra Aviva Life	589.034	40.345	-	43.804	-	6.296	-	5.608	-	-	51.436	256.361	992.884
5	PT Avrist Assurance	96.846	12.895	-	83.509	-	127.977	-	39.885	13.465	-	73.703	83.784	532.064
6	PT AXA Financial Indonesia	143.917	16.173	-	55.724	-	120.186	-	34.242	-	-	20.785	101.568	492.595
7	PT AXA Life Indonesia**	-	-	-	-	-	-	-	-	-	-	-	-	-
8	PT AXA Mandiri Financial Services	769.177	77.256	-	115.841	-	337.102	-	44.523	-	-	19.313	440.903	1.804.116
9	PT Asuransi CIGNA	74.530	31.462	-	110.774	-	62.551	-	19.200	-	47.026	50.993	31.371	427.907
10	PT Commonwealth Life	384.345	5.304	-	7.953	-	53.541	-	39.588	1.924	-	24.552	41.598	558.807
11	PT Asuransi Jiwa Generali Indonesia	214.446	375.488	-	195.375	-	262.827	-	10.234	-	-	51.454	128.019	1.237.843
12	PT Great Eastern Life Indonesia	74.898	8.379	-	9.489	-	15.206	-	18.956	10.321	-	49.182	47.299	233.730
13	PT Tokio Marine Life Insurance Indonesia	24.936	29.827	3.080	8.630	-	-	-	4.027	-	-	35.748	142.054	248.302
14	PT Asuransi Jiwa Manulife Indonesia	193.739	190.721	-	46.845	3.077	72.541	-	356.343	-	-	196.720	2.458.743	3.518.729
15	PT Prudential Life Assurance	779.166	1.534.317	-	115.130	-	742	-	125.019	-	-	294.291	2.041.271	4.889.936
16	PT Asuransi Jiwa Sinarmas MSIG	647.361	11.716	-	1.768	38.918	4.081	-	23.811	29.750	-	50.624	628.222	1.436.253
17	PT Sun Life Financial Indonesia	95.443	18.440	-	71.489	-	27.316	-	85.841	-	-	49.335	625.023	972.888
18	PT Zurich Topas Life	19.088	16.442	-	5.359	-	9.376	-	1.853	-	-	21.475	107.245	180.839
19	PT BNI Life Insurance	131.013	100.835	-	41.866	-	17.550	15.137	53.917	47.477	-	64.127	1.014.748	1.486.669
20	PT Asuransi Jiwa Sequis Life	61.206	7.226	-	72.634	-	83.937	-	27.868	5.337	-	36.885	177.958	473.050
21	PT Panin Dai-Chi Life	78.164	20.182	-	23.058	-	18.582	-	53.467	-	-	19.333	353.916	566.702
22	PT FWD Life Indonesia	65.623	24.935	-	8.807	-	17.287	12.330	2.883	-	-	61.829	135.339	329.034
23	PT Hanwha Life Insurance Indonesia	109.655	16.470	-	71.059	-	23.744	-	15.106	9.500	-	15.133	52.338	313.005
	JUMLAH / *SUB TOTAL*	**5.420.756**	**2.874.147**	**18.949**	**1.267.486**	**41.995**	**1.503.036**	**57.057**	**1.208.267**	**120.716**	**62.639**	**1.466.628**	**13.133.479**	**27.175.156**
	JUMLAH SELURUHNYA / *GRAND TOTAL*	**7.055.013**	**3.778.976**	**21.620**	**2.917.934**	**49.209**	**1.864.475**	**168.107**	**2.810.278**	**5.142.594**	**62.639**	**1.864.031**	**28.837.398**	**54.572.274**

Keterangan / *Notes* :

*) Tidak Menyampaikan Laporan */ Have Not Submitted Annual Report*

**) Pencabutan Izin Usaha */ Licenses Have Been Removed*

***) Pemberian Izin Usaha Baru */ New Lisences*

PERUSAHAAN ASURANSI JIWA - KONVENSIONAL

LIFE INSURANCE COMPANIES - CONVENTIONAL

TABEL: 3.1.3/TABLE: 3.1.3

REKAPITULASI HASIL INVESTASI TAHUN 2017

RECAPITULATION OF INVESTMENT INCOME IN YEAR 2017

Dalam Jutaan Rupiah / *In Million Rupiah*

NO	NAMA PERUSAHAAN *NAME OF COMPANIES*	DEPOSITO BERJANGKA *TIME DEPOSIT*	SERTIFIKAT DEPOSITO *CERTIFICATE OF DEPOSITE*	SAHAM *STOCKS*	OBLIGASI KORPORASI *CORPORATE BONDS*	MTN *MTN*	SB YANG DITERBITKAN NEGARA RI *GOVERNMENT BONDS*	SB YANG DITERBITKAN SELAIN NEGARA RI *OVERSEAS BONDS*	SB YANG DITERBITKAN OLEH BANK INDONESIA *CEBTRAL BANK BONDS*	SB YANG DITERBITKAN LEMBAGA MULTINASIONAL *MULTINATIONAL BONDS*	REKSADANA *MUTUAL FUND*	KONTRAK INVESTASI KOLEKTIF EBA *COL. INV. CONTRACT ASSET-BACKED SECURITY*	DANA INVESTASI REAL ESTAT *REAL ESTATE INV. FUND*	REPO *REPO*	PENYERTAAN LANGSUNG *DIRECT PLACEMENT*	TANAH, BANGUNAN, TANAH DG. BANGUNAN *PROPERTY INVESTMENT*	EXECUTING *EXECUTING*	EMAS MURNI *GOLD*	PINJAMAN YANG DIJAMIN HAK TANGGUNGAN *MORTGAGE*	PINJAMAN POLIS *POLICY LOANS*	INVESTASI LAINNYA *OTHER INVESTMENTS*	BEBAN INVESTASI *INVESMENT EXPENSE*	JUMLAH *TOTAL*
(1)	(2)	(3)	(4)	(5)	(6)	(7)	(8)	(9)	(10)	(11)	(12)	(13)	(14)	(15)	(16)	(17)	(18)	(19)	(20)	(21)	(22)	(23)	(24)
	PERUSAHAAN ASURANSI JIWA SWASTA NASIONAL																						
	PRIVATE NATIONAL LIFE INSURANCE COMPANIES																						
1	PT Asuransi Jiwa Adisarana Wanaartha	131.742	-	369.766	29.355	-	82.666	-	-	-	41.487	-	-	-	-	-	-	-	-	-	-	-	655.015
2	PT Asuransi BRI Life	6.769	-	68.201	291.038	-	71.059	-	-	-	70.031	-	-	-	-	5.610	-	-	-	-	-	23.025	489.683
3	AJB Bumiputera 1912	1.768	-	14.464	140.664	-	1.407	-	-	-	13.598	-	-	-	11.355	6.171	-	-	(0)	-	-	1.681	187.747
4	PT Asuransi Jiwa Central Asia Raya	8.326	-	290.242	45.628	-	31.598	-	-	-	60.465	-	-	-	-	-	-	-	1.515	4.057	5.326	-	447.157
5	PT Equity Life Indonesia	9.634	-	(727)	7.598	11.420	5.765	-	-	-	56.575	-	-	-	830	13.315	-	-	711	58	-	122	105.058
6	PT Heksa Solution Insurance	11.557	-	2.074	1.471	-	-	-	-	-	5.890	-	-	-	-	-	-	-	-	-	(528)	-	20.463
7	PT Indolife Pensiontama	60.983	-	351.994	837.917	-	-	-	-	-	433.020	-	-	-	(37.075)	-	-	-	657	448	37.294	-	1.685.238
8	PT Asuransi Jiwa Inhealth Indonesia	72.762	-	(45)	37.912	-	22.650	-	-	-	23.391	-	-	-	-	-	-	-	-	-	-	47	156.623
9	PT Asuransi Jiwasraya (Persero)	101.039	-	(375.935)	299.962	3.299	189.707	-	-	-	2.188.843	724	-	-	-	921.905	-	-	-	8.485	73.648	17.583	3.394.094
10	PT Asuransi Jiwa Kresna	20.604	-	59.706	94.985	-	15.393	-	-	-	1.387	-	-	-	-	-	-	-	-	-	-	-	192.073
11	PT Asuransi Simas Jiwa	8.243	-	(843)	16.594	-	20.194	-	-	-	66.716	-	-	-	-	-	23.341	-	-	-	963	(3.734)	138.943
12	PT MNC Life Assurance	1.981	-	(6.705)	6.127	-	-	-	-	-	4.402	-	-	-	-	-	-	-	-	63	-	-	5.869
13	PT Pasaraya Life Insurance	2.476	-	-	-	-	-	-	-	-	-	-	-	-	-	1.367	-	-	-	-	-	-	3.843
14	PT Asuransi Jiwa Recapital	-	2.700	(2.240)	-	-	-	-	-	-	-	-	-	-	-	-	-	-	-	-	-	-	460
15	PT Asuransi Jiwa Sequis Financial	1.181	-	(560)	-	-	1.953	-	-	-	48.625	-	-	-	-	-	-	-	-	-	236	391	51.044
16	PT Asuransi Jiwa Tugu Mandiri	5.914	-	19.100	9.337	-	2.796	-	-	-	33.958	684	-	-	-	-	-	-	-	-	-	7.191	64.598
17	PT Asuransi Jiwa Mega Indonesia	5.818	-	937	-	-	3.123	-	-	-	1.013	-	-	-	-	-	-	-	-	-	-	1.232,33	9.659
18	PT Asuransi Jiwa Reliance	4.202	-	1.938	4.247	-	-	-	-	-	2.441	-	-	-	-	-	-	-	-	-	-	-	12.828
19	PT Central Asia Financial	102	-	795	1.568	-	1.364	-	-	-	4.311	-	-	-	-	-	-	-	-	-	-	49	8.092
20	PT Asuransi Jiwa Indosurya Sukses	2.079	-	-	1	36.809	2.187	-	-	-	154	-	-	-	-	-	-	-	721	-	-	252	41.699
21	PT Capital Life Indonesia	13.765	-	164.972	20.154	-	21.151	-	-	-	525	-	-	-	-	-	-	-	-	-	-	9.838	210.729
22	PT Asuransi Jiwa Taspen	55.915	-	15.812	13.984	-	40.274	-	-	-	99.592	-	-	-	133	-	-	-	-	-	-	-	225.709
23	PT Asuransi Jiwa Sinansari Indonesia	6.307	-	-	-	-	1.544	-	-	-	-	-	-	-	-	-	-	-	-	-	-	-	7.851
24	PT Asuransi Jiwa BCA	7.865	-	-	8.000	-	5.080	-	-	-	-	-	-	-	-	-	-	-	-	-	-	317	20.629
25	PT Lippo Life Assurance	1.710	-	55	-	-	1.345	-	-	-	1.482	-	-	-	-	-	-	-	-	-	-	-	4.593
26	PT Pacific Life Insurance	4.039	-	827	-	-	2.166	-	-	-	-	-	-	-	-	-	-	-	-	-	-	157	6.874
27	PT Asuransi Jiwa Bumiputera	-	-	-	-	-	-	-	-	-	-	-	-	-	-	-	-	-	-	-	-	-	-
28	PT Asuransi Jiwa Nasional	3.673	-	-	-	-	44	-	-	-	1.936	-	-	-	-	-	-	-	-	-	-	2	5.652
29	PT Victoria Alife Indonesia	3.452	-	8.143	3.475	12	1.180	-	-	-	546	-	-	-	-	-	-	-	-	-	31	-	16.840
30	PT Asuransi Ciputra Indonesia	4.363	-	-	123	-	3.878	-	-	-	-	-	-	-	-	-	-	-	-	-	-	-	8.365
31	PT Asuransi Jiwa Millenium	1.043	-	-	-	-	-	-	-	-	-	-	-	-	-	-	-	-	-	-	-	-	1.043
	JUMLAH / *SUB TOTAL*	559.314	2.700	981.971	1.870.140	51.541	528.523	-	-	-	3.160.386	1.409	-	-	(24.757)	948.368	23.341	-	3.605	13.112	116.969	58.152	8.178.469

NO	NAMA PERUSAHAAN *NAME OF COMPANIES*	DEPOSITO BERJANGKA *TIME DEPOSIT*	SERTIFIKAT DEPOSITO *CERTIFICATE OF DEPOSITE*	SAHAM *STOCKS*	OBLIGASI KORPORASI *CORPORATE BONDS*	MTN *MTN*	SB YANG DITERBITKAN NEGARA RI *GOVERNMENT BONDS*	SB YANG DITERBITKAN SELAIN NEGARA RI *OVERSEAS BONDS*	SB YANG DITERBITKAN OLEH BANK INDONESIA *CEBTRAL BANK BONDS*	SB YANG DITERBITKAN LEMBAGA MULTINASIONAL *MULTINATIONAL BONDS*	REKSADANA *MUTUAL FUND*	KONTRAK INVESTASI KOLEKTIF EBA *COL. INV. CONTRACT ASSET-BACKED SECURITY*	DANA INVESTASI REAL ESTAT *REAL ESTATE INV. FUND*	REPO *REPO*	PENYERTAAN LANGSUNG *DIRECT PLACEMENT*	TANAH, BANGUNAN, TANAH DG. BANGUNAN *PROPERTY INVESTMENT*	EXECUTING *EXECUTING*	EMAS MURNI *GOLD*	PINJAMAN YANG DIJAMIN HAK TANGGUNGAN *MORTGAGE*	PINJAMAN POLIS *POLICY LOANS*	INVESTASI LAINNYA *OTHER INVESTMENTS*	BEBAN INVESTASI *INVESMENT EXPENSE*	JUMLAH *TOTAL*
(1)	(2)	(3)	(4)	(5)	(6)	(7)	(8)	(9)	(10)	(11)	(12)	(13)	(14)	(15)	(16)	(17)	(18)	(19)	(20)	(21)	(22)	(23)	(24)
	PERUSAHAAN ASURANSI JIWA PATUNGAN																						
	JOINT VENTURE LIFE INSURANCE COMPANIES																						
1	PT Chubb Life Insurance Indonesia	8.835	-	-	-	-	10.707	-	-	-	10.778	-	-	-	-	-	-	-	-	-	(1.508)	(1.284)	30.095
2	PT AIA Financial	27.666	-	82.720	707.211	-	-	-	-	-	346.478	-	-	-	-	-	-	-	-	-	15.920	18.226	1.161.770
3	PT Asuransi Allianz Life Indonesia	191.479	-	40.418	55.225	-	84.225	-	-	-	506.530	-	-	-	-	-	-	-	-	-	-	54.936	822.941
4	PT Astra Aviva Life	49.251	-	-	10.623	-	-	-	-	-	-	-	-	-	-	-	-	-	-	-	14.769	-	74.643
5	PT Avrist Assurance	25.380	-	81.587	33.434	22.920	143.974	-	-	-	245.990	-	-	-	-	-	-	-	-	-	-	-	553.285
6	PT AXA Financial Indonesia	12.066	-	17.031	33.193	-	273.463	-	-	-	-	-	-	-	17.102	-	-	-	-	(11.428)	-	-	341.427
7	PT AXA Life Indonesia**	128.443	-	10.815	69.437	-	258.019	-	-	-	26.516	-	-	-	-	-	-	-	-	-	-	65.910	427.320
8	PT AXA Mandiri Financial Services	-	-	-	-	-	-	-	-	-	-	-	-	-	-	-	-	-	-	-	-	-	-
9	PT Asuransi CIGNA	14.199	-	-	-	-	74.146	-	-	-	-	-	-	-	-	-	-	-	-	-	-	-	88.345
10	PT Commonwealth Life	27.136	14.394	-	-	-	111.611	-	-	-	96.898	-	-	-	-	-	-	-	-	-	7.835	6.352	251.523
11	PT Asuransi Jiwa Generali Indonesia	50.628	-	-	10.325	-	21.164	-	-	-	-	-	-	-	-	-	-	-	-	-	-	441	81.677
12	PT Great Eastern Life Indonesia	13.449	-	-	4.299	-	36.501	-	-	-	101	-	-	-	-	-	-	-	-	259	-	-	54.609
13	PT Tokio Marine Life Insurance Indonesia	24.576	-	295	-	-	12.574	-	-	-	-	-	-	-	-	-	-	-	-	-	-	505	36.941
14	PT Asuransi Jiwa Manulife Indonesia	12.268	-	86.108	124.334	-	1.207.817	84.142	-	-	19.970	-	-	-	-	-	-	-	-	88.212	-	134.638	1.488.213
15	PT Prudential Life Assurance	167.281	-	-	19.609	-	222.379	-	-	-	-	-	-	-	-	-	-	-	-	2.876	282.754	-	694.900
16	PT Asuransi Jiwa Sinarmas MSIG	76.640	-	26.493	60.506	-	35.634	-	-	-	895.121	-	-	-	-	-	-	-	197	329	-	128	1.094.794
17	PT Sun Life Financial Indonesia	16.360	-	-	17.119	-	332.272	-	-	-	8.789	-	-	-	-	-	-	-	-	-	-	-	374.540
18	PT Zurich Topas Life	3.135	-	-	3.291	-	7.596	-	-	-	-	-	-	-	-	-	-	-	-	-	-	269	13.753
19	PT BNI Life Insurance	30.900	-	43.006	187.766	9.262	92.138	-	-	-	397.838	-	-	-	-	-	-	-	-	13	-	-	760.923
20	PT Asuransi Jiwa Sequis Life	27.430	-	(32.553)	19.770	-	66.866	-	-	-	1.006.300	-	-	-	(693)	-	-	-	3	-	66.455	7.635	1.145.943
21	PT Panin Dai-Chi Life	258.036	-	1.218	309.715	-	26.510	-	-	-	(16)	-	-	-	-	-	-	-	-	-	-	(11.243)	606.707
22	PT FWD Life Indonesia	15.816	-	-	-	-	7.887	-	-	-	397	-	-	-	-	-	-	-	-	-	-	(422)	24.522
23	PT Hanwha Life Insurance Indonesia	70.191	-	-	(4.584)	-	20.062	-	-	-	30.342	-	-	-	-	-	-	-	-	-	-	226	115.786
	JUMLAH / *SUB TOTAL*	1.251.168	14.394	357.139	1.661.275	32.182	3.045.545	84.142	-	-	3.592.033	-	-	-	16.409	-	-	-	200	80.261	386.226	276.317	10.244.656
	JUMLAH SELURUHNYA / *GRAND TOTAL*	1.810.482	17.094	1.339.110	3.531.414	83.723	3.574.067	84.142	-	-	6.752.419	1.409	-	-	(8.348)	948.368	23.341	-	3.805	93.374	503.194	334.469	18.423.125

Keterangan / *Notes* :

*) Tidak Menyampaikan Laporan */ Have Not Submitted Annual Report*

**) Pencabutan Izin Usaha */ Licenses Have Been Removed*

***) Pemberian Izin Usaha Baru */ New Lisences*

PERUSAHAAN ASURANSI JIWA - KONVENSIONAL

LIFE INSURANCE COMPANIES - CONVENTIONAL

TABEL. 3.2 /TABLE 3.2

REKAPITULASI LAPORAN POSISI KEUANGAN PERUSAHAAN ASURANSI YANG MEMASARKAN PRODUK ASURANSI YANG DIKAITKAN DENGAN INVESTASI TAHUN 2017

RECAPITULATION OF STATEMENT OF FINANCIAL POSITION OF INSURANCE COMPANIES SOLD UNIT LINK IN 2017

Dalam Jutaan Rupiah / *In Million Rupiah*

NO.	NAMA PERUSAHAAN *NAME OF COMPANIES*	ASET / *ASSETS*			LIABILITAS / *LIABILITIES*		
		INVESTASI *INVESTMENTS*	BUKAN INVESTASI *NON INVESTMENTS*	JUMLAH ASET *TOTAL ASSETS*	UTANG *PAYABLES*	CADANGAN PREMI *PREMIUM RESERVES*	JUMLAH LIABILITAS *TOTAL LIABILITIES*
(1)	(2)	(3)	(4)	(5)	(6)	(7)	(8)
	PERUSAHAAN ASURANSI JIWA NASIONAL						
	NATIONAL LIFE INSURANCE COMPANIES						
1	PT Asuransi Jiwa Adisarana Wanaartha	74.936	1.175	76.111	-	76.111	76.111
2	PT Asuransi BRI Life	973.612	9.311	982.924	7.089	975.834	982.924
3	AJB Bumiputera 1912	333.522	-	333.522	-	333.522	333.522
4	PT Asuransi Jiwa Central Asia Raya	1.452.864	15.217	1.468.081	26.552	1.441.529	1.468.081
5	PT Equity Life Indonesia	1.002.231	4.162	1.006.393	4.132	1.002.261	1.006.393
6	PT Heksa Solution Insurance	-	-	-	-	-	-
7	PT Indolife Pensiontama	-	-	-	-	-	-
8	PT Asuransi Jiwa Inhealth Indonesia	-	-	-	-	-	-
9	PT Asuransi Jiwasraya (Persero)	696.022	-	696.022	31.905	664.117	696.022
10	PT Asuransi Jiwa Kresna	650	266	916	-	916	916
11	PT Asuransi Simas Jiwa	22.113.306	1.230.922	23.344.229	487.249	22.856.980	23.344.229
12	PT MNC Life Assurance	106.247	89	106.336	-	106.336	106.336
13	PT Pasaraya Life Insurance	-	-	-	-	-	-
14	PT Asuransi Jiwa Recapital*	-	-	-	-	-	-
15	PT Asuransi Jiwa Sequis Financial	6.456	-	6.456	-	6.456	6.456
16	PT Asuransi Jiwa Tugu Mandiri	62.976	437	63.413	22	63.390	63.413
17	PT Asuransi Jiwa Mega Indonesia	367.122	10.485	377.607	681	376.926	377.607
18	PT Asuransi Jiwa Reliance	-	-	-	-	-	-
19	PT Central Asia Financial	2.580	23	2.603	50	2.553	2.603
20	PT Asuransi Jiwa Indosurya Sukses	374.300	36.057	410.357	-	410.357	410.357
21	PT Capital Life Indonesia	2.222.050	50.196	2.272.246	7.015	2.265.230	2.272.246
22	PT Asuransi Jiwa Taspen	-	-	-	-	-	-
23	PT Asuransi Jiwa Sinansari Indonesia	-	-	-	-	-	-
24	PT Asuransi Jiwa BCA	-	-	-	-	-	-
25	PT Lippo Life Assurance	-	-	-	-	-	-
26	PT Pacific Life Insurance	805	6	811	1	810	811
27	PT Asuransi Jiwa Bumiputera	-	-	-	-	-	-
28	PT Asuransi Jiwa Nasional	-	-	-	-	-	-
29	PT Victoria Alife Indonesia	-	-	-	-	-	-
30	PT Asuransi Ciputra Indonesia	-	-	-	-	-	-
31	PT Asuransi Jiwa Millenium	-	-	-	-	-	-
	JUMLAH / *SUB TOTAL*	**29.789.678**	**1.358.348**	**31.148.026**	**564.697**	**30.583.329**	**31.148.026**

NO.	NAMA PERUSAHAAN *NAME OF COMPANIES*	ASET / *ASSETS*			LIABILITAS / *LIABILITIES*		
		INVESTASI *INVESTMENTS*	BUKAN INVESTASI *NON INVESTMENTS*	JUMLAH ASET *TOTAL ASSETS*	UTANG *PAYABLES*	CADANGAN PREMI *PREMIUM RESERVES*	JUMLAH LIABILITAS *TOTAL LIABILITIES*
(1)	(2)	(3)	(4)	(5)	(6)	(7)	(8)
	PERUSAHAAN ASURANSI JIWA PATUNGAN						
	JOINT VENTURE LIFE INSURANCE COMPANIES						
1	PT Chubb Life Insurance Indonesia	1.777.109	-	1.777.109	-	1.777.109	1.777.109
2	PT AIA Financial	24.653.224	265.513	24.918.738	416.711	24.502.027	24.918.738
3	PT Asuransi Allianz Life Indonesia	18.536.902	615.730	19.152.633	450.826	18.701.807	19.152.633
4	PT Astra Aviva Life	2.894.464	319.923	3.214.387	179.014	3.035.373	3.214.387
5	PT Avrist Assurance	3.299.026	35.225	3.334.251	61.990	3.272.261	3.334.251
6	PT AXA Financial Indonesia	3.491.707	67.123	3.558.830	33.526	3.525.304	3.558.830
7	PT AXA Life Indonesia	-	-	-	-	-	-
8	PT AXA Mandiri Financial Services	21.564.825	638.564	22.203.389	97.913	22.105.476	22.203.389
9	PT Asuransi CIGNA	238.105	4.189	242.294	1.063	241.231	242.294
10	PT Commonwealth Life	3.817.720	70.203	3.887.923	-	3.887.923	3.887.923
11	PT Asuransi Jiwa Generali Indonesia	4.244.494	163.485	4.407.979	16.900	4.391.079	4.407.979
12	PT Great Eastern Life Indonesia	1.999.579	(1.316)	1.998.263	(1.673)	1.999.936	1.998.263
13	PT Tokio Marine Life Insurance Indonesia	596.222	7.012	603.235	6.549	596.686	603.235
14	PT Asuransi Jiwa Manulife Indonesia	16.151.658	97.902	16.249.560	301.438	15.948.123	16.249.560
15	PT Prudential Life Assurance	60.241.846	486.680	60.728.526	1.168.433	59.560.093	60.728.526
16	PT Asuransi Jiwa Sinarmas MSIG	2.123.923	304.820	2.428.743	466.615	1.962.128	2.428.743
17	PT Sun Life Financial Indonesia	5.695.472	138.656	5.834.128	48.575	5.785.554	5.834.128
18	PT Zurich Topas Life	472.458	-	472.458	-	472.458	472.458
19	PT BNI Life Insurance	5.980.217	48.204	6.028.421	94.145	5.934.276	6.028.421
20	PT Asuransi Jiwa Sequis Life	6.932.791	-	6.932.791	-	6.932.791	6.932.791
21	PT Panin Dai-Chi Life	1.934.737	23.451	1.958.187	12.963	1.945.224	1.958.187
22	PT FWD Life Indonesia	453.739	43.750	497.489	22.784	474.705	497.489
23	PT Hanwha Life Insurance Indonesia	17.522	796	18.318	-	18.318	18.318
	JUMLAH / *SUB TOTAL*	**187.117.741**	**3.329.911**	**190.447.652**	**3.377.772**	**187.069.880**	**190.447.652**
	JUMLAH SELURUHNYA / *GRAND TOTAL*	**216.907.419**	**4.688.259**	**221.595.678**	**3.942.469**	**217.653.209**	**221.595.678**

Keterangan / *Notes* :

*) Tidak Menyampaikan Laporan / *Have Not Submitted Annual Report*

PERUSAHAAN ASURANSI JIWA - KONVENSIONAL

LIFE INSURANCE COMPANIES - CONVENTIONAL

TABEL : 3.3/TABLE : 3.3

REKAPITULASI PERHITUNGAN LABA RUGI KOMPREHENSIF TAHUN 2017

RECAPITULATION OF STATEMENTS OF COMPREHENSIVE INCOME IN 2017

Dalam Jutaan Rupiah / *In Million Rupiah*

NO.	NAMA PERUSAHAAN *NAME OF COMPANY*	PENDAPATAN / *INCOME*				BEBAN / *EXPENSES*								
		PENDAPATAN PREMI NETO *NET EARNED PREMIUM*	HASIL INVESTASI *INVESTMENT YIELDS*	PENDAPATAN LAIN *OTHER INCOME*	JUMLAH PENDAPATAN *TOTAL INCOME*	BEBAN KLAIM NETO *NET CLAIM EXPENSES*	BEBAN OPERASIONAL *OPERATIONAL EXPENSES*	BEBAN LAINNYA *OTHER EXPENSES*	JUMLAH BEBAN *TOTAL EXPENSES*	LABA (RUGI) SEBELUM PAJAK *EARNING BEFORE TAX*	PAJAK *TAXES*	LABA (RUGI) SETELAH PAJAK *EARNING AFTER TAX*	PENDAPATAN KOMPREHEN-SIF LAIN *OTHER COMPREHEN-SIVE INCOME*	TOTAL LABA (RUGI) KOMPREHENSIF *TOTAL OTHER COMPREHENSIVE INCOME*
(1)	(2)	(3)	(4)	(5)	(6)	(7)	(8)	(9)	(10)	(11)	(12)	(13)	(14)	(15)
	PERUSAHAAN ASURANSI JIWA NASIONAL													
	NATIONAL LIFE INSURANCE COMPANIES													
1	PT Asuransi Jiwa Adisarana Wanaartha	10.435.238	684.557	793	11.120.588	10.701.627	212.467	1.894	214.361	204.600	6.322	198.278	38.811	237.090
2	PT Asuransi BRI Life	3.868.112	564.103	26.020	4.458.236	3.586.040	374.731	79.308	454.039	417.154	24.770	392.383	202.159	594.542
3	AJB Bumiputera 1912	3.814.290	187.747	149.647	4.151.683	4.518.680	742.349	19.256	761.605	(1.128.602)	-	(1.128.602)	449.646	(678.956)
4	PT Asuransi Jiwa Central Asia Raya	1.862.648	573.250	148.225	2.584.123	1.544.508	312.506	(451)	312.055	285.079	-	285.079	(875.418)	(590.339)
5	PT Equity Life Indonesia	659.283	218.803	16.942	895.028	588.869	212.765	2.049	214.814	23.086	-	23.086	9.777	32.862
6	PT Heksa Solution Insurance	388.619	20.463	27.053	436.135	319.505	86.424	-	86.424	30.206	4.232	25.974	(570)	25.404
7	PT Indolife Pensiontama	10.117.189	1.685.238	5.498	11.807.925	11.411.034	279.527	-	279.527	117.363	-	117.363	4.567.973	4.685.336
8	PT Asuransi Jiwa Inhealth Indonesia	1.678.227	156.623	3.179	1.838.029	1.313.747	308.899	-	308.899	215.384	22.100	193.284	1.882	195.166
9	PT Asuransi Jiwasraya (Persero)	21.796.860	3.451.717	41.554	25.290.132	23.930.929	896.807	34.820	931.627	395.671	67.269	328.402	(33.589)	294.813
10	PT Asuransi Jiwa Kresna	2.138.941	192.330	376	2.331.648	2.170.401	29.708	(3.302)	26.406	135.429	-	135.429	-	135.429
11	PT Asuransi Simas Jiwa	16.393.148	1.842.601	1.503	18.237.253	7.192.557	10.936.059	(4.807)	10.931.252	113.444	(2.237)	115.680	(664)	115.017
12	PT MNC Life Assurance	161.997	15.159	1.884	179.040	165.140	71.749	-	71.749	(57.850)	(13.742)	(44.108)	-	(44.108)
13	PT Pasaraya Life Insurance	201	3.843	590	4.634	6.288	4.352	-	4.352	(6.005)	-	(6.005)	-	(6.005)
14	PT Asuransi Jiwa Recapital	4.788	460	965	6.212	6.001	9.157	88	9.245	(9.034)	-	(9.034)	-	(9.034)
15	PT Asuransi Jiwa Sequis Financial	41.642	51.313	2.287	95.242	54.677	28.377	1	28.378	11.030	350	10.680	13.652	24.332
16	PT Asuransi Jiwa Tugu Mandiri	372.500	69.397	21.135	463.031	308.223	92.443	1.293	93.736	37.622	(4.855)	42.477	17.871	60.348
17	PT Asuransi Jiwa Mega Indonesia	561.402	40.007	222	601.632	191.248	109.491	37.500	146.991	106.130	21.349	84.782	(607)	84.174
18	PT Asuransi Jiwa Reliance	158.623	12.828	32.875	204.326	132.819	38.250	(137)	38.114	33.393	1.636	31.757	(5.179)	26.578
19	PT Central Asia Financial	30.210	8.370	981	39.562	29.416	31.367	-	31.367	(21.361)	-	(21.361)	(2.288)	(23.649)
20	PT Asuransi Jiwa Indosurya Sukses	614.079	57.148	-	671.226	206.890	49.025	4.674	53.698	447	(59)	507	122	629
21	PT Capital Life Indonesia	5.706.904	396.755	596	6.104.255	3.736.862	46.960	472	47.432	54.730	84	54.646	50.068	104.714
22	PT Asuransi Jiwa Taspen	443.680	225.709	150	669.539	545.308	58.284	552	58.836	65.396	(187)	65.582	45.781	111.363
23	PT Asuransi Jiwa Sinansari Indonesia	-	7.851	6	7.857	(2)	5.459	-	5.459	2.399	1.524	875	(25)	850
24	PT Asuransi Jiwa BCA	423.909	20.629	1.025	445.563	370.616	133.546	216	133.762	(58.815)	(15.587)	(43.227)	5.662	(37.565)
25	PT Lippo Life Assurance	26.985	4.593	89	31.667	26.763	8.131	376	8.507	(3.603)	1.310	(4.913)	(21.689)	(26.602)
26	PT Pacific Life Insurance	2.884	6.884	-	9.768	2.110	6.694	56	6.750	97	(5)	102	2.000	2.102
27	PT Asuransi Jiwa Bumiputera	-	-	-	-	-	-	-	-	-	-	-	-	-
28	PT Asuransi Jiwa Nasional	19.437	5.652	22	25.110	20.198	4.459	1	4.460	453	(49)	502	-	502
29	PT Victoria Alife Indonesia	25.733	16.840	349	42.922	26.005	6.563	50	6.613	10.304	(1.623)	11.927	12.176	24.103
30	PT Asuransi Ciputra Indonesia	4.965	8.365	138	13.468	9.870	24.337	-	24.337	(20.740)	-	(20.740)	968	(19.772)
31	PT Asuransi Jiwa Millenium	50	1.043	8	1.101	35	-	162	162	905	-	905	12	917
	JUMLAH / *SUB TOTAL*	**81.752.545**	**10.530.278**	**484.112**	**92.766.935**	**73.116.363**	**15.120.885**	**174.070**	**15.294.955**	**954.312**	**112.604**	**841.709**	**4.478.529**	**5.320.238**

NO.	NAMA PERUSAHAAN *NAME OF COMPANY*	PENDAPATAN / *INCOME*				BEBAN / *EXPENSES*								
		PENDAPATAN PREMI NETO *NET EARNED PREMIUM*	HASIL INVESTASI *INVESTMENT YIELDS*	PENDAPATAN LAIN *OTHER INCOME*	JUMLAH PENDAPATAN *TOTAL INCOME*	BEBAN KLAIM NETO *NET CLAIM EXPENSES*	BEBAN OPERASIONAL *OPERATIONAL EXPENSES*	BEBAN LAINNYA *OTHER EXPENSES*	JUMLAH BEBAN *TOTAL EXPENSES*	LABA (RUGI) SEBELUM PAJAK *EARNING BEFORE TAX*	PAJAK *TAXES*	LABA (RUGI) SETELAH PAJAK *EARNING AFTER TAX*	PENDAPATAN KOMPREHEN-SIF LAIN *OTHER COMPREHEN-SIVE INCOME*	TOTAL LABA (RUGI) KOMPREHENSIF *TOTAL OTHER COMPREHENSIVE INCOME*
(1)	(2)	(3)	(4)	(5)	(6)	(7)	(8)	(9)	(10)	(11)	(12)	(13)	(14)	(15)
	PERUSAHAAN ASURANSI JIWA PATUNGAN													
	JOINT VENTURE LIFE INSURANCE COMPANIES													
1	PT Chubb Life Insurance Indonesia	1.241.239	299.115	37.287	1.577.641	464.373	548.887	(4.927)	543.961	72.081	19.578	52.503	30.534	83.037
2	PT AIA Financial	9.875.564	4.917.682	729.888	15.523.134	13.427.974	1.542.831	10.262	1.553.093	542.068	(47.478)	589.545	972.871	1.562.417
3	PT Asuransi Allianz Life Indonesia	10.764.692	3.546.916	616.931	14.928.539	8.591.928	3.385.704	211.639	3.597.343	206.800	(25.233)	232.033	317.571	549.604
4	PT Astra Aviva Life	3.359.918	385.635	51.106	3.796.659	2.797.470	575.582	(54.128)	521.454	(238.634)	(3.429)	(235.205)	9.633	(225.572)
5	PT Avrist Assurance	969.045	553.285	322.144	1.844.475	1.374.242	159.477	120.271	279.748	190.485	21.681	168.804	283.430	452.233
6	PT AXA Financial Indonesia	1.029.824	902.602	(2.644)	1.929.782	1.073.243	339.862	(0)	339.862	103.861	5.051	98.811	-	98.811
7	PT AXA Life Indonesia**	8.388.341	4.278.180	1.225.539	13.892.060	7.094.290	2.003.789	67.310	2.071.099	1.171.898	235.453	936.445	65.391	1.001.836
8	PT AXA Mandiri Financial Services	-	-	-	-	-	-	-	-	-	-	-	-	-
9	PT Asuransi CIGNA	1.127.244	113.210	-	1.240.455	762.279	526.537	13.515	540.052	(21.535)	(5.110)	(16.426)	52.476	36.050
10	PT Commonwealth Life	1.854.796	684.865	73.094	2.612.755	1.357.295	276.801	-	276.801	498.195	55.272	442.923	99.662	542.585
11	PT Asuransi Jiwa Generali Indonesia	2.937.426	386.327	573.724	3.897.477	3.105.375	682.975	32.883	715.858	76.243	15.053	61.190	25.167	86.357
12	PT Great Eastern Life Indonesia	1.175.629	287.424	48.921	1.511.974	1.045.841	181.042	4.109	185.152	(46.004)	-	(46.004)	49.429	3.425
13	PT Tokio Marine Life Insurance Indonesia	460.924	86.938	18.160	566.021	337.304	265.198	(27)	265.171	(267.165)	51	(267.217)	12.669	(254.547)
14	PT Asuransi Jiwa Manulife Indonesia	8.716.815	2.806.411	571.428	12.094.654	9.712.969	816.724	(82.881)	733.844	578.161	166.779	411.383	2.139.443	2.550.825
15	PT Prudential Life Assurance	24.282.011	10.818.916	485.724	35.586.651	15.701.233	2.129.563	15.288	2.144.851	6.779.940	1.311.224	5.468.716	(18.044)	5.450.672
16	PT Asuransi Jiwa Sinarmas MSIG	3.797.007	1.342.883	319.119	5.459.009	3.469.734	541.147	9.024	550.171	520.732	26.391	494.341	347.294	841.635
17	PT Sun Life Financial Indonesia	2.589.972	1.015.964	90.286	3.696.223	2.270.868	557.326	10.279	567.605	(341.299)	-	(341.299)	163.680	(177.618)
18	PT Zurich Topas Life	517.196	59.452	1.880	578.529	350.578	328.276	7.588	335.864	(316.312)	146	(316.458)	9.607	(306.851)
19	PT BNI Life Insurance	5.577.321	1.268.207	120.996	6.966.525	4.915.196	755.084	60.731	815.815	332.609	(6.517)	339.126	134.353	473.479
20	PT Asuransi Jiwa Sequis Life	3.017.230	2.100.916	289.553	5.407.699	3.218.153	372.060	(5.209)	366.851	1.010.118	8.204	1.001.914	345.598	1.347.511
21	PT Panin Dai-Chi Life	4.092.197	800.921	28.466	4.921.584	3.804.911	288.227	110.810	399.037	365.371	934	364.437	94.973	459.410
22	PT FWD Life Indonesia	700.917	50.985	3.338	755.240	449.566	376.535	(32)	376.503	(461.116)	4.057	(465.173)	3.497	(461.676)
23	PT Hanwha Life Insurance Indonesia	127.397	118.798	1.333	247.529	162.932	141.546	(3.174)	138.372	(58.172)	-	(58.172)	1.243	(56.929)
	JUMLAH / *SUB TOTAL*	**96.602.706**	**36.825.632**	**5.606.275**	**139.034.613**	**85.487.753**	**16.795.172**	**523.332**	**17.318.504**	**10.698.325**	**1.782.107**	**8.916.217**	**5.140.478**	**14.056.695**
	JUMLAH SELURUHNYA / *GRAND TOTAL*	**178.355.251**	**47.355.910**	**6.090.386**	**231.801.547**	**158.604.117**	**31.916.057**	**697.402**	**32.613.459**	**11.652.637**	**1.894.711**	**9.757.926**	**9.619.007**	**19.376.933**

Keterangan / *Notes* :

*) Tidak Menyampaikan Laporan */ Have Not Submitted Annual Report*

**) Pencabutan Izin Usaha */ Licenses Have Been Removed*

***) Pemberian Izin Usaha Baru */ New Lisences*

PERUSAHAAN ASURANSI JIWA - KONVENSIONAL

LIFE INSURANCE COMPANIES - CONVENTIONAL

TABEL 3.4/TABLE 3.4

REKAPITULASI LABA RUGI KOMPREHENSIF PRODUK ASURANSI YANG DIKAITKAN DENGAN INVESTASI TAHUN 2017

RECAPITULATION OF UNIT LINK OF STATEMENT COMPREHENSIVE INCOME IN YEAR 2017

Dalam Jutaan Rupiah / *In Million Rupiah*

NO.	NAMA PERUSAHAAN *NAME OF COMPANIES*	PENDAPATAN PREMI *PREMIUM INCOME*	HASIL INVESTASI *INVESTMENT YIELD*	JUMLAH PENDAPATAN *TOTAL INCOME*	JUMLAH BEBAN *TOTAL EXPENSE*	KENAIKAN (PENURUNAN) ASET *INCREASE (DECREASE) IN ASSET*
(1)	(2)	(3)	(4)	(5)	(6)	(7)
	PERUSAHAAN ASURANSI JIWA NASIONAL					
	NATIONAL LIFE INSURANCE COMPANIES					
1	PT Asuransi Jiwa Adisarana Wanaartha	57.690	29.542	87.232	87.232	-
2	PT Asuransi BRI Life	4.452	74.420	78.872	77.869	1.003
3	AJB Bumiputera 1912	64.435	-	64.435	-	64.435
4	PT Asuransi Jiwa Central Asia Raya	475.116	126.093	601.209	158.728	442.481
5	PT Equity Life Indonesia	239.008	113.745	352.753	284.494	68.259
6	PT Heksa Solution Insurance	1.464	-	1.464	7.172	(5.708)
7	PT Indolife Pensiontama	-	-	-	-	-
8	PT Asuransi Jiwa Inhealth Indonesia	-	-	-	-	-
9	PT Asuransi Jiwasraya (Persero)	112.259	57.624	169.883	137.978	31.905
10	PT Asuransi Jiwa Kresna	445	257	702	1.290	(588)
11	PT Asuransi Simas Jiwa	16.274.875	1.703.658	17.978.533	17.978.533	-
12	PT MNC Life Assurance	11.667	9.290	20.957	20.957	0
13	PT Pasaraya Life Insurance	-	-	-	-	-
14	PT Asuransi Jiwa Recapital*	-	-	-	-	-
15	PT Asuransi Jiwa Sequis Financial	1.094	269	1.363	206	1.157
16	PT Asuransi Jiwa Tugu Mandiri	52.443	4.799	57.242	33.791	23.451
17	PT Asuransi Jiwa Mega Indonesia	387.384	30.349	417.733	260.470	157.263
18	PT Asuransi Jiwa Reliance	-	-	-	-	-
19	PT Central Asia Financial	280	278	558	418	140
20	PT Asuransi Jiwa Indosurya Sukses	492.032	15.448	507.480	97.289	410.191
21	PT Capital Life Indonesia	3.347.608	186.026	3.533.634	1.268.404	2.265.230
22	PT Asuransi Jiwa Taspen	-	-	-	-	-
23	PT Asuransi Jiwa Sinansari Indonesia	-	-	-	-	-
24	PT Asuransi Jiwa BCA	-	-	-	-	-
25	PT Lippo Life Assurance	-	-	-	-	-
26	PT Pacific Life Insurance	801	10	811	1	810
27	PT Asuransi Jiwa Bumiputera	-	-	-	-	-
28	PT Asuransi Jiwa Nasional	-	-	-	-	-
29	PT Victoria Alife Indonesia	-	-	-	-	-
30	PT Asuransi Ciputra Indonesia	-	-	-	-	-
31	PT Asuransi Jiwa Millenium	-	-	-	-	-
				-		
	JUMLAH / *SUB TOTAL*	**21.523.054**	**2.351.808**	**23.874.862**	**20.414.831**	**3.460.031**
	PERUSAHAAN ASURANSI JIWA PATUNGAN					
	JOINT VENTURE LIFE INSURANCE COMPANIES					
1	PT Chubb Life Insurance Indonesia	860.402	269.019	1.129.422	632.195	497.226
2	PT AIA Financial	6.280.845	3.755.912	10.036.757	5.192.596	4.844.161
3	PT Asuransi Allianz Life Indonesia	5.909.738	2.723.974	8.633.712	6.101.243	2.532.469
4	PT Astra Aviva Life	2.875.996	310.992	3.186.988	2.470.619	716.369
5	PT Avrist Assurance	467.073	514.983	982.056	837.145	144.911
6	PT AXA Financial Indonesia	594.180	561.175	1.155.355	742.539	412.816
7	PT AXA Life Indonesia	-	-	-	-	-
8	PT AXA Mandiri Financial Services	5.426.644	3.850.860	9.277.505	5.722.731	3.554.774
9	PT Asuransi CIGNA	49.941	24.865	74.806	115.147	(40.341)
10	PT Commonwealth Life	1.665.187	433.342	2.098.529	1.618.066	480.464
11	PT Asuransi Jiwa Generali Indonesia	2.673.474	304.650	2.978.124	1.950.026	1.028.099
12	PT Great Eastern Life Indonesia	763.056	232.815	995.871	668.885	326.986
13	PT Tokio Marine Life Insurance Indonesia	316.516	49.996	366.513	135.801	230.712
14	PT Asuransi Jiwa Manulife Indonesia	4.668.823	1.002.337	5.671.160	4.601.481	1.069.679
15	PT Prudential Life Assurance	20.225.906	10.163.761	30.389.668	19.429.041	10.960.627
16	PT Asuransi Jiwa Sinarmas MSIG	1.289.436	248.090	1.537.525	619.154	918.371
17	PT Sun Life Financial Indonesia	1.944.365	641.424	2.585.789	1.386.740	1.199.049
18	PT Zurich Topas Life	276.597	51.807	328.404	120.005	208.399
19	PT BNI Life Insurance	1.432.004	507.285	1.939.289	1.036.384	902.905
20	PT Asuransi Jiwa Sequis Life	1.345.461	954.974	2.300.434	1.487.857	812.577
21	PT Panin Dai-Chi Life	428.406	194.214	622.620	270.355	352.265
22	PT FWD Life Indonesia	492.449	26.463	518.912	128.625	390.287
23	PT Hanwha Life Insurance Indonesia	63.825	3.012	66.838	62.440	4.397
	JUMLAH / *SUB TOTAL*	**60.050.326**	**26.825.951**	**86.876.277**	**55.329.075**	**31.547.202**
	JUMLAH SELURUHNYA / *GRAND TOTAL*	**81.573.380**	**29.177.760**	**110.751.139**	**75.743.906**	**35.007.234**

Keterangan / *Notes* :

*) Tidak Menyampaikan Laporan / *Have Not Submitted Annual Report*

**) Pencabutan Izin Usaha / *Licenses Have Been Removed*

***) Pemberian Izin Usaha Baru / *New Lisences*

USAHA ASURANSI JIWA
LIFE INSURANCE BUSINESS

TABEL: 3.5/*TABLE: 3.5*
ASET, LIABILITAS, DAN EKUITAS PERUSAHAAN ASURANSI JIWA TAHUN 2013 - 2017
ASSETS, LIABILITIES, AND EQUITIES LIFE INSURANCE COMPANIES IN YEAR 2013 - 2017

Dalam Jutaan Rupiah / *In Million Rupiah*

NO	NAMA PERUSAHAAN / *NAME OF COMPANY*	ASET / *ASSETS*					LIABILITAS / *LIABILITIES*					EKUITAS / *EQUITIES*				
		2013	2014	2015	2016	2017	2013	2014	2015	2016	2017	2013	2014	2015	2016	2017
(1)	(2)	(3)	(4)	(5)	(6)	(7)	(8)	(9)	(10)	(11)	(12)	(13)	(14)	(15)	(16)	(17)
	PERUSAHAAN ASURANSI JIWA NASIONAL															
	NATIONAL LIFE INSURANCE COMPANIES															
1	PT Asuransi Jiwa Adisarana Wanaartha	2.189.771	2.550.573	3.531.924	5.239.638	9.888.257	1.646.841	1.483.298	2.367.512	3.967.512	8.499.041	542.930	532.138	629.275	736.989	854.079
2	PT Asuransi BRI Life	3.849.777	4.532.863	4.908.169	6.069.870	8.002.011	3.078.179	3.356.196	3.554.141	4.462.778	5.902.869	771.598	1.176.667	1.354.028	1.607.091	2.099.141
3	AJB Bumiputera 1912	23.275.800	26.499.086	27.365.787	25.783.790	24.248.359	24.846.605	26.181.788	30.059.062	31.550.664	30.728.080	(1.570.806)	317.298	(2.693.275)	(5.766.873)	(6.479.720)
4	PT Asuransi Jiwa Central Asia Raya	4.630.898	3.836.359	4.486.798	5.298.273	5.618.666	2.630.710	1.924.435	2.784.457	3.397.124	4.348.556	2.000.189	1.911.924	1.702.341	1.901.149	1.270.110
5	PT Equity Life Indonesia	1.918.690	2.023.930	1.933.500	2.117.046	2.353.274	1.674.570	1.738.276	1.631.714	1.753.225	1.948.620	244.120	285.654	301.786	363.821	404.654
6	PT Heksa Solution Insurance	500.082	586.871	610.334	802.706	978.417	412.688	463.947	519.260	637.591	775.085	87.394	122.924	91.073	144.115	182.333
7	PT Indolife Pensiontama	12.126.025	14.375.077	16.007.564	18.088.167	26.355.557	8.454.016	10.699.023	12.837.672	15.022.029	18.603.080	3.672.009	3.676.054	3.169.892	3.066.138	7.752.477
8	PT Asuransi Jiwa Inhealth Indonesia	1.529.363	1.779.156	1.841.695	2.128.604	2.224.965	411.432	458.501	538.764	742.533	780.587	1.117.931	1.320.654	1.302.931	1.386.072	1.444.378
9	PT Asuransi Jiwasraya (Persero)	17.037.226	20.788.148	24.844.782	37.896.817	45.689.653	15.245.747	18.362.647	21.473.806	32.489.097	40.113.338	1.791.479	2.425.501	3.370.976	5.407.720	5.576.315
10	PT Asuransi Jiwa Kresna	268.552	312.230	-	685.695	2.405.069	128.085	125.848	-	453.854	2.038.270	140.467	186.382	-	231.841	366.799
11	PT Asuransi Simas Jiwa	1.251.231	1.004.136	1.100.958	13.052.336	24.712.727	752.525	491.029	555.369	12.466.549	24.061.923	498.706	513.107	545.589	585.787	650.804
12	PT MNC Life Assurance	317.062	425.443	489.373	498.966	435.053	205.930	256.040	323.766	335.728	313.800	111.132	169.403	165.607	163.238	121.253
13	PT Pasaraya Life Insurance	107.659	110.783	127.374	129.467	123.506	24.457	27.782	24.395	28.516	28.561	79.461	80.261	102.979	100.950	94.945
14	PT Asuransi Jiwa Recapital	342.133	324.560	-	-	112.089	172.232	137.270	-	-	124.491	125.901	143.290	-	-	(12.402)
15	PT Asuransi Jiwa Sequis Financial	439.377	462.245	461.158	484.771	519.654	200.291	217.032	223.988	244.449	255.000	239.086	245.212	237.171	240.322	264.654
16	PT Asuransi Jiwa Tugu Mandiri	536.393	637.530	803.231	974.763	1.239.594	472.441	533.845	650.122	803.369	1.007.852	39.952	103.686	153.110	171.395	231.743
17	PT Asuransi Jiwa Mega Indonesia	108.484	132.443	233.945	421.256	731.559	6.492	27.015	91.182	205.793	431.109	101.992	105.428	142.763	215.462	300.450
18	PT Asuransi Jiwa Reliance	149.364	264.599	362.414	436.068	754.337	40.203	143.524	227.086	279.550	571.241	109.161	121.075	135.328	156.519	183.096
19	PT Central Asia Financial	103.673	127.794	114.121	135.843	140.505	2.228	1.456	6.739	17.297	25.609	101.444	126.338	107.382	118.545	114.896
20	PT Asuransi Jiwa Indosurya Sukses	103.167	117.405	127.370	206.502	633.307	1.388	1.716	6.465	85.205	486.382	101.780	115.689	120.905	121.296	146.925
21	PT Capital Life Indonesia	-	101.713	361.415	3.142.199	5.648.328	-	808	256.811	2.362.723	4.764.259	-	100.905	104.604	779.476	884.069
22	PT Asuransi Jiwa Taspen	-	430.509	2.704.180	2.966.353	3.413.601	-	118.090	2.348.962	2.581.487	2.927.372	-	312.420	355.218	384.866	486.229
23	PT Asuransi Jiwa Sinansari Indonesia	-	106.063	105.411	106.200	107.161	-	947	1.384	333	445	-	105.116	104.027	105.867	106.717
24	PT Asuransi Jiwa BCA	-	152.129	281.282	385.447	842.122	-	9.014	52.698	181.020	375.260	-	105.615	228.584	204.426	466.861
25	PT Lippo Life Assurance	-	105.896	112.590	114.403	137.120	-	5.515	8.966	20.220	29.540	-	100.381	103.625	94.182	107.580
26	PT Pacific Life Insurance	-	-	-	130.830	113.846	-	-	-	22.162	3.076	-	-	-	108.668	110.770
27	PT Asuransi Jiwa Bumiputera	-	-	-	-	-	-	-	-	-	-	-	-	-	-	-
28	PT Asuransi Jiwa Nasional	-	-	-	-	202.382	-	-	-	-	46.881	-	-	-	-	155.502
29	PT Victoria Alife Indonesia	-	-	-	-	198.763	-	-	-	-	27.813	-	-	-	-	170.950
30	PT Asuransi Ciputra Indonesia	-	-	-	-	116.479	-	-	-	-	11.160	-	-	-	-	105.319
31	PT Asuransi Jiwa Millenium	-	-	-	-	101.865	-	-	-	-	56	-	-	-	-	101.809
	JUMLAH / *SUBTOTAL*	**70.784.727**	**81.787.542**	**92.915.376**	**127.296.009**	**168.048.228**	**60.407.060**	**66.765.042**	**80.544.322**	**114.110.808**	**149.229.355**	**10.305.926**	**14.403.122**	**11.835.918**	**12.629.064**	**18.262.736**
	PERUSAHAAN ASURANSI JIWA PATUNGAN															
	JOINT VENTURE LIFE INSURANCE COMPANIES															
1	PT Chubb Life Insurance Indonesia	977.945	1.341.744	1.643.803	2.024.541	2.626.714	627.225	964.790	1.237.701	1.641.364	2.123.594	350.720	376.954	406.101	383.177	503.121
2	PT AIA Financial	25.921.580	32.311.646	31.860.954	35.767.906	44.869.315	21.430.427	26.465.632	25.291.701	28.001.542	34.307.400	4.491.153	5.846.014	6.569.253	7.766.364	10.561.914
3	PT Asuransi Allianz Life Indonesia	21.314.029	26.229.909	26.898.082	29.324.355	33.390.829	18.755.488	22.582.996	22.725.162	24.181.880	27.698.749	2.558.541	3.646.913	4.172.920	5.142.476	5.692.080
4	PT Astra Aviva Life	490.928	1.328.982	1.899.836	3.802.688	4.315.435	252.450	615.728	1.364.280	2.965.233	3.703.552	238.477	713.254	535.556	837.455	611.883
5	PT Avrist Assurance	9.305.928	10.195.889	10.035.455	10.429.372	10.926.484	7.567.950	8.609.833	8.587.286	8.703.932	8.868.811	1.737.978	1.586.056	1.448.169	1.725.440	2.057.673
6	PT Axa Financial Indonesia	4.837.628	5.576.081	5.205.346	5.422.411	6.463.666	4.199.388	4.819.323	4.409.453	4.684.649	5.543.796	584.571	756.759	795.893	737.763	919.871
7	PT Axa Life Indonesia**	350.299	382.692	287.732	314.513	-	41.047	72.983	105.909	168.947	-	309.253	309.710	181.823	145.565	-
8	PT Axa Mandiri Financial Services	15.365.565	21.823.865	21.402.958	24.099.640	28.509.046	13.512.513	19.765.268	19.332.801	21.921.522	26.482.632	1.853.052	2.058.597	2.070.157	2.178.118	2.026.414
9	PT Asuransi CIGNA	1.754.413	1.875.399	1.516.520	1.755.058	1.757.782	954.715	1.027.972	775.663	1.096.331	1.063.005	799.697	847.427	740.857	658.727	694.778
10	PT Commonwealth Life	5.734.302	6.936.842	6.594.388	6.900.060	7.607.545	4.563.287	5.508.041	5.493.917	5.569.955	5.735.008	1.171.016	1.428.801	1.100.471	1.330.106	1.872.537
11	PT Asuransi Jiwa Generali Indonesia	2.021.839	3.179.427	4.284.576	5.430.041	6.822.675	1.898.761	2.818.163	3.816.519	4.673.491	5.968.135	123.078	361.264	468.057	756.550	854.540
12	PT Great Eastern Life Indonesia	1.981.367	2.386.981	2.394.501	2.594.638	3.661.166	1.840.333	2.239.131	2.284.163	2.326.120	2.989.223	139.648	146.465	108.952	267.133	670.558
13	PT Tokio Marine Life Insurance Indonesia	329.813	836.119	791.528	1.192.863	2.300.431	142.788	206.245	302.295	578.596	838.697	187.025	629.874	489.233	614.267	1.461.735
14	PT Asuransi Jiwa Manulife Indonesia	31.246.294	36.992.550	37.350.950	40.130.811	45.637.074	26.528.527	30.230.397	29.522.060	31.818.353	34.773.790	4.717.767	6.762.152	7.828.890	8.312.459	10.863.284
15	PT Prudential Life Assurance	41.615.455	54.366.398	52.946.064	60.793.273	71.757.702	36.701.030	48.863.590	46.681.381	54.215.524	65.472.980	4.914.425	5.502.809	6.264.682	6.577.750	6.284.722
16	PT Asuransi Jiwa Sinarmas MSIG	18.924.636	19.930.471	15.348.592	15.860.037	15.534.781	10.111.054	10.789.957	8.125.147	8.086.322	7.024.268	8.813.582	9.140.513	7.223.445	7.773.715	8.510.513
17	PT Sun Life Financial Indonesia	5.022.752	6.126.382	5.991.232	9.527.600	11.535.178	4.083.851	4.924.434	4.877.704	8.173.532	9.910.177	938.901	1.201.947	1.113.528	1.354.069	1.625.000
18	PT Zurich Topas Life	185.946	269.980	384.161	546.622	943.802	62.087	66.347	249.180	402.913	687.345	123.859	203.633	134.981	143.709	256.458
19	PT BNI Life Insurance	3.774.821	7.863.266	9.655.279	12.739.635	15.733.814	3.413.828	3.252.278	4.915.744	7.944.304	10.520.189	360.992	4.610.988	4.739.535	4.795.331	5.213.625
20	PT Asuransi Jiwa Sequis Life	7.568.989	10.227.150	15.149.564	16.520.666	18.732.840	3.453.375	5.850.536	9.551.752	10.745.675	12.338.338	4.115.614	3.309.274	5.597.812	5.774.991	6.394.502
21	PT Panin Dai-Chi Life	8.988.275	15.046.993	8.887.980	9.079.542	9.158.871	7.631.042	9.027.430	4.282.242	4.321.332	4.186.740	1.357.234	6.019.564	4.605.738	4.758.210	4.972.132
22	PT FWD Life Indonesia	92.485	207.758	377.433	420.423	1.022.369	16.628	43.522	56.979	229.597	753.219	75.857	164.236	320.454	190.826	269.150
23	PT Hanwha Life Insurance Indonesia	165.776	394.209	397.317	2.179.147	2.092.063	18.726	29.006	104.804	298.194	268.039	147.050	365.203	292.513	1.880.953	1.824.024
	JUMLAH / *SUBTOTAL*	**207.971.062**	**265.830.733**	**261.304.249**	**296.855.842**	**345.399.584**	**167.806.521**	**208.773.602**	**204.093.845**	**232.749.307**	**271.257.686**	**40.109.488**	**55.988.407**	**57.209.019**	**64.105.150**	**74.140.513**
	JUMLAH SELURUHNYA / *GRAND TOTAL*	**278.755.790**	**347.618.275**	**354.219.625**	**424.151.851**	**513.447.812**	**228.213.580**	**275.538.644**	**284.638.166**	**346.860.115**	**420.487.041**	**50.415.414**	**70.391.529**	**69.044.937**	**76.734.214**	**92.403.249**

Keterangan / *Notes* :
*) Tidak Menyampaikan Laporan / *Have Not Submitted Annual Report*
**) Pencabutan Izin Usaha / *Licenses Have Been Removed*
***) Pemberian Izin Usaha Baru / *New Lisences*

USAHA ASURANSI JIWA
LIFE INSURANCE BUSINESS

TABEL: 3.6/*TABLE: 3.6*

LABA RUGI KOMPREHENSIF USAHA ASURANSI JIWA TAHUN 2013 - 2017

THE STATEMENT COMPREHENSIVE INCOME OF LIFE INSURANCE BUSINESS IN YEAR 2013- 2017

Dalam Jutaan Rupiah / *In Million Rupiah*

NO	NAMA PERUSAHAAN / *NAME OF COMPANY*	PENDAPATAN / *INCOMES*					BIAYA - BIAYA / *EXPENSES*					LABA (RUGI) / *PROFIT (LOSS)*				
		2013	2014	2015	2016	2017	2013	2014	2015	2016	2017	2013	2014	2015	2016	2017
(1)	(2)	(3)	(4)	(5)	(6)	(7)	(8)	(9)	(10)	(11)	(12)	(13)	(14)	(15)	(16)	(17)
	PERUSAHAAN ASURANSI JIWA NASIONAL															
	NATIONAL LIFE INSURANCE COMPANIES															
1	PT Asuransi Jiwa Adisarana Wanaartha	2.101.670	3.199.141	5.484.775	6.595.250	11.120.588	3.438.043	3.189.599	5.386.770	6.427.316	10.915.988	(1.345.473)	10.096	99.340	167.370	237.090
2	PT Asuransi BRI Life	1.830.385	2.230.666	2.597.776	3.175.734	4.458.236	1.555.957	1.768.090	2.108.092	2.968.609	4.040.079	233.251	440.132	358.944	333.543	594.542
3	AJB Bumiputera 1912	6.832.656	7.594.998	6.687.684	5.860.531	4.151.683	7.596.811	7.471.130	6.302.482	8.629.596	5.280.285	(1.501.181)	588.120	1.355.988	(3.073.598)	(678.956)
4	PT Asuransi Jiwa Central Asia Raya	1.832.860	956.950	1.122.743	1.932.573	2.584.123	924.333	809.345	1.078.866	1.710.137	1.856.563	1.621.507	12.173	(188.929)	201.331	(590.339)
5	PT Equity Life Indonesia	878.636	902.188	791.896	928.022	895.028	834.880	855.895	739.524	891.898	803.684	40.496	47.533	39.444	42.695	32.862
6	PT Heksa Solution Insurance	228.282	189.494	221.123	297.306	436.135	223.231	172.342	243.004	272.051	405.929	5.147	34.851	(24.608)	22.042	25.404
7	PT Indolife Pensiontama	7.358.511	9.240.782	10.319.235	10.939.502	11.807.925	7.327.209	9.187.930	10.126.056	10.824.518	11.690.561	516.900	4.045	(500.455)	(106.824)	4.685.336
8	PT Asuransi Jiwa Inhealth Indonesia	1.522.793	1.591.698	1.488.968	1.580.787	1.838.029	1.390.483	1.340.298	1.277.173	1.386.045	1.622.645	119.920	202.724	157.644	165.836	195.166
9	PT Asuransi Jiwasraya (Persero)	7.435.183	7.763.080	10.890.375	20.983.033	25.290.132	6.966.541	7.082.557	9.825.168	19.088.462	24.862.556	457.242	661.668	1.012.146	2.262.682	294.813
10	PT Asuransi Jiwa Kresna	102.073	132.061	-	672.216	2.331.648	108.367	86.746	-	621.172	2.196.807	(6.407)	45.915	-	51.044	135.429
11	PT Asuransi Simas Jiwa	2.690.884	1.150.404	545.494	13.617.176	18.237.253	2.661.050	1.127.894	520.266	13.573.424	18.123.809	32.954	18.439	32.470	38.946	115.017
12	PT MNC Life Assurance	235.524	283.260	210.295	243.971	179.040	113.504	274.767	234.175	304.073	236.890	120.569	8.271	(21.231)	(42.369)	(44.108)
13	PT Pasaraya Life Insurance	6.787	11.535	7.590	6.568	4.634	1.335	10.735	4.872	8.596	10.639	5.452	800	2.718	(2.028)	(6.005)
14	PT Asuransi Jiwa Recapital	171.179	178.911	-	-	6.212	143.987	158.877	-	-	15.246	23.397	20.852	-	-	(9.034)
15	PT Asuransi Jiwa Sequis Financial	64.396	69.949	77.371	74.775	95.242	58.050	71.807	66.704	77.390	83.054	1.212	6.362	(7.758)	3.151	24.332
16	PT Asuransi Jiwa Tugu Mandiri	239.567	285.526	303.253	379.152	463.031	255.808	284.557	277.456	364.014	401.958	(35.727)	11.734	35.671	18.285	60.348
17	PT Asuransi Jiwa Mega Indonesia	15.031	47.939	199.837	364.441	601.632	15.023	45.971	153.507	270.818	338.238	1.452	3.436	37.215	72.699	84.174
18	PT Asuransi Jiwa Reliance	26.831	50.959	75.007	131.553	204.326	16.691	38.050	58.724	103.574	170.933	9.352	11.914	14.253	21.191	26.578
19	PT Central Asia Financial	6.711	2.991	9.582	29.814	39.562	10.512	13.581	35.475	54.163	60.783	(10.751)	(10.557)	(43.957)	(23.836)	(23.649)
20	PT Asuransi Jiwa Indosurya Sukses	4.332	13.661	29.327	138.989	671.226	2.772	13.439	29.154	138.734	260.588	1.559	230	250	391	629
21	PT Capital Life Indonesia	-	4.531	217.469	2.402.794	6.104.255	-	4.118	221.516	2.390.585	3.784.294	-	376	3.737	(16.128)	104.714
22	PT Asuransi Jiwa Taspen	-	151.212	290.207	571.445	669.539	-	135.712	244.540	514.645	604.143	-	12.557	42.798	54.931	111.363
23	PT Asuransi Jiwa Sinansari Indonesia	-	6.665	9.560	8.806	7.857	-	5.275	8.909	5.426	5.458	-	274	(1.089)	1.840	850
24	PT Asuransi Jiwa BCA	-	17.255	108.628	289.387	445.563	-	26.579	149.632	326.525	504.378	-	(5.158)	(27.031)	(24.158)	(37.565)
25	PT Lippo Life Assurance	-	7.636	10.902	16.275	31.667	-	9.230	22.843	26.085	35.270	-	(1.397)	(11.625)	(9.442)	(26.602)
26	PT Pacific Life Insurance	-	-	-	3.721	9.768	-	-	-	53	8.860	-	-	-	3.668	2.102
27	PT Asuransi Jiwa Bumiputera	-	-	-	-	-	-	-	-	-	-	-	-	-	-	-
28	PT Asuransi Jiwa Nasional	-	-	-	-	25.110	-	-	-	-	24.657	-	-	-	-	502
29	PT Victoria Alife Indonesia	-	-	-	-	42.922	-	-	-	-	32.618	-	-	-	-	24.103
30	PT Asuransi Ciputra Indonesia	-	-	-	-	13.468	-	-	-	-	34.207	-	-	-	-	(19.772)
31	PT Asuransi Jiwa Millenium	-	-	-	-	1.101	-	-	-	-	197	-	-	-	-	917
	JUMLAH / *SUBTOTAL*	**33.584.290**	**36.083.492**	**41.699.101**	**71.243.820**	**92.766.935**	**33.644.586**	**34.184.524**	**39.114.909**	**70.977.909**	**88.411.319**	**290.870**	**2.125.390**	**2.365.934**	**163.261**	**5.320.238**
	PERUSAHAAN ASURANSI JIWA PATUNGAN															
	JOINT VENTURE LIFE INSURANCE COMPANIES															
1	PT Chubb Life Insurance Indonesia	730.923	1.062.779	1.146.403	1.294.761	1.577.641	707.699	1.048.156	1.189.198	1.332.065	1.008.333	22.058	18.955	(55.896)	(21.966)	83.037
2	PT AIA Financial	7.031.324	11.948.690	8.985.907	13.264.521	15.523.134	6.090.884	11.017.667	7.336.784	12.230.281	14.981.066	(942.802)	1.344.956	848.437	1.197.111	1.562.417
3	PT Asuransi Allianz Life Indonesia	9.205.381	13.242.685	9.706.790	12.821.715	14.928.539	8.597.634	12.248.363	8.932.753	12.007.887	12.189.270	14.328	1.205.951	526.033	969.556	549.604
4	PT Astra Aviva Life	476.117	600.861	1.298.463	2.981.581	3.796.659	432.086	761.261	1.477.219	3.251.859	3.318.923	36.086	(156.698)	(177.698)	(268.101)	(225.572)
5	PT Avrist Assurance	1.854.841	3.598.891	2.436.702	2.312.113	1.844.475	1.386.505	3.355.728	2.130.464	2.087.242	1.653.990	(560.026)	399.175	(5.341)	397.146	452.233
6	PT AXA Financial Indonesia	975.819	1.850.669	823.220	1.516.414	1.929.782	877.434	1.645.741	558.848	1.437.384	1.413.104	43.573	172.188	186.161	75.171	98.811
7	PT AXA Life Indonesia**	49.730	113.222	155.655	205.774	13.892.060	63.518	122.421	159.966	214.371	9.165.389	(53.436)	(17.388)	2.114	(36.070)	1.001.836
8	PT AXA Mandiri Financial Services	5.650.749	3.313.659	6.159.028	10.113.259	-	4.304.813	-	4.596.445	8.536.586	-	955.216	3.313.659	1.205.932	1.220.315	-
9	PT Asuransi CIGNA	1.189.377	1.294.290	1.278.368	1.198.011	1.240.455	1.009.335	1.225.482	1.261.888	1.314.875	1.302.331	(44.319)	74.303	(39.070)	(82.130)	36.050
10	PT Commonwealth Life	1.935.403	2.572.716	1.632.882	2.515.281	2.612.755	1.624.264	2.276.119	1.373.155	2.129.687	1.634.096	282.730	257.785	271.669	405.293	542.585
11	PT Asuransi Jiwa Generali Indonesia	1.163.818	537.102	1.992.409	2.990.899	3.897.477	1.213.747	618.793	2.028.668	3.030.655	3.821.233	(51.977)	(86.814)	(36.816)	(42.161)	86.357
12	PT Great Eastern Life Indonesia	896.945	1.255.855	887.617	1.166.931	1.511.974	886.603	1.261.547	891.546	1.258.853	1.230.993	(32.181)	6.817	(37.513)	(63.891)	3.425
13	PT Tokio Marine Life Insurance Indonesia	60.030	128.998	195.573	177.039	566.021	167.936	269.673	325.048	469.908	602.475	(114.555)	(147.151)	(141.190)	(294.966)	(254.547)
14	PT Asuransi Jiwa Manulife Indonesia	9.002.984	11.558.746	7.810.562	11.177.755	12.094.654	7.473.662	10.171.929	5.777.226	10.972.918	10.446.813	1.438.707	2.521.741	1.057.674	606.055	2.550.825
15	PT Prudential Life Assurance	19.794.609	32.733.337	19.393.158	29.192.003	35.586.651	16.585.193	27.658.110	13.947.439	22.821.457	17.846.084	2.127.439	3.947.780	4.403.445	4.947.088	5.450.672
16	PT Asuransi Jiwa Sinarmas MSIG	10.746.660	8.228.838	5.299.365	7.196.031	5.459.009	11.139.761	8.048.467	7.200.266	6.857.108	4.019.905	(614.120)	289.637	(1.907.373)	550.269	841.635
17	PT Sun Life Financial Indonesia	1.312.567	1.606.756	1.119.896	2.013.497	3.696.223	1.041.952	1.736.537	1.009.921	2.248.864	2.838.473	(291.570)	42.376	(88.419)	(45.009)	(177.618)
18	PT Zurich Topas Life	51.868	106.847	221.693	362.896	578.529	168.429	303.166	476.618	614.546	686.442	(137.651)	(179.660)	(258.652)	(251.424)	(306.851)
19	PT BNI Life Insurance	1.611.154	1.914.141	3.606.937	5.680.569	6.966.525	1.556.645	1.759.614	3.417.918	5.537.404	5.731.011	34.105	111.472	167.181	103.807	473.479
20	PT Asuransi Jiwa Sequis Life	3.635.462	4.284.207	3.671.479	4.682.660	5.407.699	3.460.026	4.109.528	2.876.050	3.868.172	3.585.004	165.548	189.276	525.895	852.179	1.347.511
21	PT Panin Dai-Chi Life	1.738.946	4.071.020	4.319.046	4.308.072	4.921.584	1.352.209	3.529.340	3.974.263	3.966.652	4.203.948	316.560	639.096	325.494	365.939	459.410
22	PT FWD Life Indonesia	6.844	55.180	71.004	217.472	755.240	29.682	226.584	273.091	541.612	826.069	(24.189)	(172.621)	(206.565)	(329.628)	(461.676)
23	PT Hanwha Life Insurance Indonesia	10.370	12.522	64.228	192.285	247.529	42.296	77.814	141.469	323.207	301.304	(23.789)	(66.847)	(72.698)	(131.560)	(56.929)
	JUMLAH / *SUBTOTAL*	**79.131.921**	**106.092.012**	**82.276.385**	**117.581.536**	**139.034.613**	**70.212.315**	**93.472.040**	**71.356.242**	**107.053.591**	**102.806.257**	**2.545.733**	**13.707.987**	**6.492.802**	**10.123.023**	**14.056.695**
	JUMLAH SELURUHNYA / *GRAND TOTAL*	**112.716.211**	**142.175.504**	**123.975.486**	**188.825.356**	**231.801.547**	**103.856.900**	**127.656.565**	**110.471.150**	**178.031.500**	**191.217.576**	**2.836.603**	**15.833.377**	**8.858.735**	**10.286.284**	**19.376.933**

Keterangan / *Notes* :
*) Tidak Menyampaikan Laporan / *Have Not Submitted Annual Report*
**) Pencabutan Izin Usaha / *Licenses Have Been Removed*
***) Pemberian Izin Usaha Baru / *New Lisences*

USAHA ASURANSI JIWA

LIFE INSURANCE BUSINESS

TABEL: 3.7/TABLE: 3.7

INVESTASI DAN CADANGAN TEKNIS PERUSAHAAN ASURANSI JIWA TAHUN 2013 - 2017

INVESTMENT AND TECHNICAL RESERVE LIFE INSURANCE COMPANIES YEAR 2013 - 2017

Dalam Jutaan Rupiah / *In Million Rupiah*

NO	NAMA PERUSAHAAN / *NAME OF COMPANY*	INVESTASI / *INVESTMENTS*					CADANGAN TEKNIS / *TECHNICAL RESERVES*					INVESTASI / CADANGAN TEKNIS (%) / *INVESTMENT / TECH. RESERVES (%)*				
		2013	2014	2015	2016	2017	2013	2014	2015	2016	2017	2013	2014	2015	2016	2017
(1)	(2)	(3)	(4)	(5)	(6)	(7)	(8)	(9)	(10)	(11)	(12)	(13)	(14)	(15)	(16)	(17)
	PERUSAHAAN ASURANSI JIWA NASIONAL															
	NATIONAL LIFE INSURANCE COMPANIES															
1	PT Asuransi Jiwa Adisarana Wanaartha	2.107.228	2.055.833	3.289.829	4.572.295	9.324.134	1.624.529	1.467.631	2.278.311	3.754.133	8.378.656	129,7%	140,1%	144,4%	121,8%	111,3%
2	PT Asuransi BRI Life	3.185.859	3.913.995	4.145.881	5.322.168	7.112.509	3.016.639	3.281.480	3.363.377	4.308.960	5.646.353	105,6%	119,3%	123,3%	123,5%	126,0%
3	AJB Bumiputera 1912	10.162.009	11.990.664	11.560.162	9.980.165	8.593.466	24.138.081	25.313.165	29.319.248	30.138.405	29.118.523	42,1%	47,4%	39,4%	33,1%	29,5%
4	PT Asuransi Jiwa Central Asia Raya	4.405.103	3.572.923	4.238.094	5.050.608	5.389.118	2.421.928	1.705.997	2.497.231	3.022.999	3.917.739	181,9%	209,4%	169,7%	167,1%	137,6%
5	PT Equity Life Indonesia	1.726.788	1.823.256	1.823.960	1.938.656	2.172.318	1.582.707	1.648.207	1.515.401	1.653.224	1.814.546	109,1%	110,6%	120,4%	117,3%	119,7%
6	PT Heksa Solution Insurance	269.742	305.844	367.480	498.899	696.499	396.313	445.324	504.793	573.718	723.883	68,1%	68,7%	72,8%	87,0%	96,2%
7	PT Indolife Pensiontama	11.499.352	13.682.134	15.233.195	16.847.063	24.861.665	8.428.662	10.688.280	12.820.218	14.989.340	18.562.443	136,4%	128,0%	118,8%	112,4%	133,9%
8	PT Asuransi Jiwa Inhealth Indonesia	1.417.529	703.471	628.216	857.980	1.203.795	324.898	340.576	413.698	526.975	601.109	436,3%	206,6%	151,9%	162,8%	200,3%
9	PT Asuransi Jiwasraya (Persero)	13.902.060	16.993.665	21.015.163	33.907.575	42.312.192	14.968.102	18.040.283	21.133.814	32.124.238	39.567.616	92,9%	94,2%	99,4%	105,6%	106,9%
10	PT Asuransi Jiwa Kresna	188.970	232.920	-	615.619	2.351.257	119.368	107.322	-	388.181	1.998.925	158,3%	217,0%	-	158,6%	117,6%
11	PT Asuransi Simas Jiwa	1.025.100	839.745	965.971	12.857.789	23.155.249	698.947	416.998	441.029	12.212.231	23.047.669	146,7%	201,4%	219,0%	105,3%	100,5%
12	PT MNC Life Assurance	174.204	245.818	217.271	224.666	226.756	182.366	221.264	282.198	271.251	274.651	95,5%	111,1%	77,0%	82,8%	82,6%
13	PT Pasaraya Life Insurance	103.610	103.672	122.992	123.389	121.687	2.237	4.140	3.340	831	791	4632,4%	2504,1%	3681,9%	14847,9%	15388,0%
14	PT Asuransi Jiwa Recapital	157.189	154.016	-	-	23.956	157.629	118.468	-	-	28.663	99,7%	130,0%	-	-	83,6%
15	PT Asuransi Jiwa Sequis Financial	410.974	440.866	441.611	453.684	498.109	188.821	199.544	205.901	225.851	237.465	217,7%	220,9%	214,5%	200,9%	209,8%
16	PT Asuransi Jiwa Tugu Mandiri	440.271	512.674	711.283	845.466	1.065.795	429.792	502.926	609.491	765.299	936.164	102,4%	101,9%	116,7%	110,5%	113,8%
17	PT Asuransi Jiwa Mega Indonesia	98.568	114.148	213.110	333.815	568.812	5.386	21.611	74.506	177.424	387.562	1830,0%	528,2%	286,0%	188,1%	146,8%
18	PT Asuransi Jiwa Reliance	111.928	128.202	133.491	125.157	134.177	31.401	108.731	172.397	257.485	391.280	356,4%	117,9%	77,4%	48,6%	34,3%
19	PT Central Asia Financial	99.044	124.593	108.211	122.198	123.175	1.103	89	3.874	10.659	18.451	8980,9%	140480,6%	2793,1%	1146,4%	667,6%
20	PT Asuransi Jiwa Indosurya Sukses	102.278	95.430	66.733	98.819	488.709	-	1.054	4.909	81.915	476.403	-	9051,6%	1359,3%	120,6%	102,6%
21	PT Capital Life Indonesia	-	89.864	335.650	2.901.827	5.479.701	-	120	213.968	2.136.330	4.697.429	-	75080,8%	156,9%	135,8%	116,7%
22	PT Asuransi Jiwa Taspen	-	413.040	2.645.293	2.817.079	3.233.677	-	110.315	2.337.478	2.559.058	2.873.829	-	374,4%	113,2%	110,1%	112,5%
23	PT Asuransi Jiwa Sinansari Indonesia	-	102.653	103.420	104.097	104.912	-	-	9	3	0	-	-	1213844,8%	3469889,5%	48816912,2%
24	PT Asuransi Jiwa BCA	-	128.000	203.000	263.807	690.379	-	3.038	37.146	136.623	279.006	-	4213,3%	546,5%	193,1%	247,4%
25	PT Lippo Life Assurance	-	101.000	104.500	98.100	116.455	-	-	2.185	8.357	22.963	-	-	4783,7%	1173,9%	507,1%
26	PT Pacific Life Insurance	-	-	-	126.436	110.008	-	-	-	-	2.934	-	-	-	-	3748,9%
27	PT Asuransi Jiwa Bumiputera	-	-	-	-	-	-	-	-	-	-	-	-	-	-	-
28	PT Asuransi Jiwa Nasional	-	-	-	-	177.914	-	-	-	-	27.252	-	-	-	-	652,8%
29	PT Victoria Alife Indonesia	-	-	-	-	194.892	-	-	-	-	26.029	-	-	-	-	748,8%
30	PT Asuransi Ciputra Indonesia	-	-	-	-	99.794	-	-	-	-	3.826	-	-	-	-	2608,4%
31	PT Asuransi Jiwa Millenium	-	-	-	-	20.000	-	-	-	-	34	-	-	-	-	59376,2%
	JUMLAH / *SUBTOTAL*	**51.587.804**	**58.868.424**	**68.674.516**	**101.087.357**	**140.651.109**	**58.718.909**	**64.746.563**	**78.234.520**	**110.323.490**	**144.062.196**	**87,9%**	**90,9%**	**87,8%**	**91,6%**	**97,6%**
	PERUSAHAAN ASURANSI JIWA PATUNGAN															
	JOINT VENTURE LIFE INSURANCE COMPANIES															
1	PT Chubb Life Insurance Indonesia	813.326	1.122.035	1.362.926	1.736.081	2.369.199	495.808	816.712	1.090.597	1.448.725	1.918.761	164,0%	137,4%	125,0%	119,8%	123,5%
2	PT AIA Financial	24.585.716	30.798.089	30.210.546	34.053.852	42.289.330	19.905.698	24.601.552	23.458.182	25.898.067	31.258.739	123,5%	125,2%	128,8%	131,5%	135,3%
3	PT Asuransi Allianz Life Indonesia	19.649.685	24.067.558	24.557.259	26.107.939	29.748.526	17.674.492	21.227.711	21.462.818	22.512.110	25.242.134	111,2%	113,4%	114,4%	116,0%	117,9%
4	PT Astra Aviva Life	411.004	950.767	1.257.187	2.794.818	3.322.552	160.126	431.414	1.041.094	2.558.430	3.338.748	256,7%	220,4%	120,8%	109,2%	99,5%
5	PT Avrist Assurance	8.764.520	9.690.093	9.542.167	9.990.480	10.394.420	6.626.024	7.516.351	7.605.074	7.629.219	7.645.512	132,3%	128,9%	125,5%	131,0%	136,0%
6	PT Axa Financial Indonesia	4.570.452	5.277.522	4.826.721	4.929.862	5.971.071	3.808.760	4.560.023	4.112.237	4.417.178	5.170.367	120,0%	115,7%	117,4%	111,6%	115,5%
7	PT Axa Life Indonesia**	284.808	313.716	210.914	268.031	-	18.962	51.643	85.153	141.181	-	1502,0%	607,5%	247,7%	189,8%	-
8	PT Axa Mandiri Financial Services	13.675.626	20.314.898	20.025.744	22.662.991	26.704.929	12.705.663	18.297.455	18.036.369	20.673.380	25.155.090	107,6%	111,0%	111,0%	109,6%	106,2%
9	PT Asuransi CIGNA	1.406.285	1.484.285	1.026.210	1.309.919	1.329.876	782.904	843.546	561.581	897.537	844.084	179,6%	176,0%	182,7%	145,9%	157,6%
10	PT Commonwealth Life	4.957.058	6.041.925	5.616.830	6.158.465	7.048.739	4.287.574	5.150.641	4.953.904	5.089.622	5.308.225	115,6%	117,3%	113,4%	121,0%	132,8%
11	PT Asuransi Jiwa Generali Indonesia	1.197.067	2.691.484	3.083.411	4.594.713	5.584.832	1.220.621	2.401.421	3.214.236	3.861.379	4.994.566	98,1%	112,1%	95,9%	119,0%	111,8%
12	PT Great Eastern Life Indonesia	1.819.425	2.197.194	2.244.591	2.406.941	3.427.435	1.634.658	2.037.194	2.104.612	2.191.030	2.804.835	111,3%	107,9%	106,7%	109,9%	122,2%
13	PT Tokio Marine Life Insurance Indonesia	241.529	700.522	584.998	937.508	2.052.129	87.483	135.056	199.627	426.258	683.201	276,1%	518,7%	293,0%	219,9%	300,4%
14	PT Asuransi Jiwa Manulife Indonesia	28.729.117	34.088.978	33.367.223	36.179.549	42.118.345	25.410.209	28.866.987	27.652.980	29.890.731	32.587.732	113,1%	118,1%	120,7%	121,0%	129,2%
15	PT Prudential Life Assurance	37.564.313	49.483.789	48.396.666	56.158.909	66.867.766	34.270.421	45.830.968	43.881.603	51.210.557	62.416.227	109,6%	108,0%	110,3%	109,7%	107,1%
16	PT Asuransi Jiwa Sinarmas MSIG	17.428.325	16.925.797	13.852.685	14.196.450	14.098.528	9.826.230	10.083.340	7.757.280	7.444.286	6.552.380	177,4%	167,9%	178,6%	190,7%	215,2%
17	PT Sun Life Financial Indonesia	4.605.529	5.654.847	5.453.753	8.544.662	10.562.290	3.835.138	4.623.291	4.546.063	7.510.643	9.167.262	120,1%	122,3%	120,0%	113,8%	115,2%
18	PT Zurich Topas Life	86.680	149.936	278.857	427.457	762.964	6.011	7.640	160.324	286.899	503.353	1442,1%	1962,5%	173,9%	149,0%	151,6%
19	PT BNI Life Insurance	2.867.951	5.396.274	8.223.897	11.123.296	14.247.146	2.651.097	3.081.833	4.702.925	7.643.116	10.170.898	108,2%	175,1%	174,9%	145,5%	140,1%
20	PT Asuransi Jiwa Sequis Life	5.694.076	8.597.882	14.599.990	15.824.791	18.259.790	3.273.678	4.688.879	9.139.181	10.253.942	11.760.488	173,9%	183,4%	159,8%	154,3%	155,3%
21	PT Panin Dai-Chi Life	8.502.151	14.546.215	8.168.900	8.492.576	8.592.169	7.249.678	8.662.285	3.988.342	4.046.564	3.872.726	117,3%	167,9%	204,8%	209,9%	221,9%
22	PT FWD Life Indonesia	50.000	146.324	273.509	236.052	693.335	-	5.123	16.827	133.881	587.131	-	2856,0%	1625,5%	176,3%	118,1%
23	PT Hanwha Life Insurance Indonesia	61.267	297.058	228.976	1.838.087	1.779.058	10.509	15.211	73.665	202.343	211.352	583,0%	1952,9%	310,8%	908,4%	841,7%
	JUMLAH / *SUBTOTAL*	**187.965.911**	**240.937.187**	**237.393.959**	**270.973.432**	**318.224.429**	**155.941.744**	**193.936.274**	**189.844.676**	**216.367.079**	**252.193.814**	**120,5%**	**124,2%**	**125,0%**	**125,2%**	**126,2%**
	JUMLAH SELURUHNYA / *GRAND TOTAL*	**239.553.714**	**299.805.611**	**306.068.474**	**372.060.789**	**458.875.538**	**214.660.653**	**258.682.837**	**268.079.196**	**326.690.568**	**396.256.011**	**111,6%**	**115,9%**	**114,2%**	**113,9%**	**115,8%**

Keterangan / *Notes* :
*) Tidak Menyampaikan Laporan / *Have Not Submitted Annual Report*
**) Pencabutan Izin Usaha / *Licenses Have Been Removed*
***) Pemberian Izin Usaha Baru / *New Lisences*

PERUSAHAAN ASURANSI JIWA - KONVENSIONAL

LIFE INSURANCE COMPANIES - CONVENTIONAL

TABEL : 3.8/TABLE : 3.8

LAPORAN POSISI KEUANGAN GABUNGAN PER 31 DESEMBER 2017

CONSOLIDATED STATEMENT OF FINANCIAL POSITION AS OF 31 DECEMBER 2017

Dalam Jutaan Rupiah / *In Million Rupiah*

	KEKAYAAN *ASSETS*	JUMLAH *TOTAL*		KEWAJIBAN DAN MODAL SENDIRI *LIABILITIES AND EQUITIES*	JUMLAH *TOTAL*
I.	**INVESTASI** (*INVESTMENTS*)		I.	**UTANG** (*PAYABLES*)	
1	Deposito Berjangka (Time Deposit)	42.015.022	1	Utang Klaim (Claim Payable)	3.003.905
2	Sertifikat Deposito (Certificate of Deposit)	120.000	2	Utang Koasuransi (Coinsurance Payable)	51.127
3	Saham (Stocks)	139.651.906	3	Utang Reasuransi (Reinsurance Payable)	2.424.673
4	Obligasi Korporasi (Corporate Bonds)	30.991.688	4	Utang Komisi (Commission Payable)	1.861.065
5	MTN (Medium Term Notes)	2.074.986	5	Utang Pajak (Tax Payable)	970.368
6	Surat Berharga yang Diterbitkan oleh Negara RI	59.279.963	6	Biaya Yang Masih harus Dibayar (Accrued Expenses)	4.145.177
	(Marketable Securities Issued by Government)		7	Utang Lain (Other Payables)	11.774.716
7	Surat Berharga yang Diterbitkan oleh Negara selain RI	884.012			
	(Marketable Securities Issued by Non Government)				
8	Surat Berharga yang Diterbitkan oleh Bank Indonesia	-	8	Jumlah Utang (Total Payables)	24.231.030
	(Marketable Securities Issued by Central Bank)				
9	Surat Berharga yang Diterbitkan oleh Lembaga Multinasional	-			
	(Marketable Securities Issued by Multinational)				
10	Reksadana (Mutual Fund)	162.036.065	II.	**CADANGAN TEKNIS** (*TECHNICAL RESERVES*)	
11	Kontrak Investasi Kolektif Efek Beragun Aset	173.367			
	(Col. Investment Contract- Asset Backed Security)		9	Cadangan Premi (Premium Reserves)	389.879.079
12	Dana Investasi Real Estat (Real Estate Inv. Fund)	9.184	10	CAPYBMP (Unearned Premium Reserves)	2.589.245
13	Repurchase Aggreement (REPO)	-	11	Cadangan Klaim (Claim Reserves)	3.777.060
14	Penyertaan Langsung (Direct Placement)	7.695.190	12	Cadangan Atas Risiko Bencana (Catasthropic Reserve)	10.627
15	Bangunan dengan Hak Strata atau Tanah dengan Bangunan untuk Investasi	11.015.600			
	(Property Investment)		13	Jumlah Cadangan Teknis (Total Technical Reserves)	396.256.011
16	Pembiayaan Kerjasama dengan Pihak Lain dalam Bentuk Pemberian Kredit (Executing)	275.101			
17	Emas Murni (Gold)	-			
18	Pinjaman yang Dijamin dengan Hak Tanggungan (Mortgage)	130.040			
19	Pinjaman Polis (Polis Receivable)	1.999.465			
20	Investasi Lain (Other Investments)	523.948			
21	Jumlah Investasi (Total Investments)	458.875.538	14	Jumlah Kewajiban (Total Liabilities)	420.487.041
			15	Pinjaman Subordinasi (Subordinated Loans)	557.522
II.	**BUKAN INVESTASI** (*NON INVESTMENTS*)		III.	**MODAL SENDIRI** (*EQUITIES*)	
22	Kas dan Bank (Cash and Bank)	7.055.013			
23	Tagihan Premi Penutupan Langsung (Direct Premium Receivable)	3.778.976	16	Modal Disetor (Paid Up Capital)	23.977.418
24	Tagihan Premi Reasuransi (Reinsurance Premium Receivable)	21.620	17	Agio Saham (Additional Paid in Capital)	19.773.088
25	Aset Reasuransi (Reinsurance Assets)	2.917.934	18	Saldo Laba (Profit/Loss)	26.411.773
26	Tagihan Klaim Koasuransi (Coinsurance Claim Receivable)	49.209	19	Komponen ekuitas lainnya (Other Equity Component)	22.240.971
27	Tagihan Klaim Reasuransi (Reinsurance Claim Receivable)	1.864.475			
28	Tagihan Investasi (Investment Receivable)	168.107			
29	Tagihan Hasil Investasi (Investment Yield Receivable)	2.810.278			
30	Bangunan dengan Hak Strata atau Tanah dengan Bangunan untuk Dipakai Sendiri	5.142.594			
	(Property)				
31	Biaya Akuisisi yang Ditangguhkan (Deffered Acquisition Cost)	62.639			
32	Aset Tetap Lain (Other Fixed Assets)	1.864.031			
33	Aset Lain (Other Assets)	28.837.398			
34	Jumlah Bukan Investasi (Total Non Investments)	54.572.274	21	Jumlah Modal Sendiri (Total Equities)	92.403.249
35	**JUMLAH ASET** (*TOTAL ASSETS*)	513.447.812	22	**JUMLAH KEWAJIBAN & MODAL SENDIRI** (*TOTAL LIAB. & EQ.*)	513.447.812

PERUSAHAAN ASURANSI JIWA - KONVENSIONAL

LIFE INSURANCE COMPANIES - CONVENTIONAL

TABEL: 3.9/*TABLE: 3.9*

LAPORAN LABA RUGI KOMPREHENSIF GABUNGAN TAHUN 2017
CONSOLIDATED STATEMENT OF COMPREHENSIVE INCOME IN 2017

Dalam Jutaan Rupiah / *In Million Rupiah*

NO	KETERANGAN/*DESCRIPTION*	JUMLAH/ *TOTAL*
1	**PENDAPATAN** *(REVENUES)*	
2	Pendapatan Premi (Premium Income)	183.332.684,5
3	Premi Reasuransi (Reinsurance Premium)	4.786.275,8
4	Penurunan (Kenaikan) Premi Yang Belum Merupakan Pendapatan /Decrease (Increase) In Unearned Premium Income	(191.157,8)
5	Jumlah Pendapatan Premi Neto (Total Net Earned Premium)	178.355.250,8
6	Hasil Investasi (Investment Yields)	47.355.910,1
7	Imbalan Jasa DPLK/Jasa Manajemen Lainnya (FIPF/Other Management Service)	1.111.743,6
8	Pendapatan Lain (Other Revenues)	4.978.642,8
8	**JUMLAH PENDAPATAN** *(TOTAL REVENUES)*	**231.801.547,3**
9	**BEBAN** *(EXPENSES)*	
11	Klaim dan Manfaat (Claims and Benefits)	
12	Klaim dan Manfaat Dibayar (Claim and Benefit Paid)	69.646.657,4
13	Klaim Penebusan Unit (Claim Unit Link)	45.464.620,4
14	Klaim Reasuransi (Reinsurance Recovery)	3.341.382,0
15	Kenaikan (Penurunan) Cadangan Premi (Increase (Decrease) in Premium Reserves)	27.767.677,8
16	Kenaikan (Penurunan) Cadangan Klaim / (Increase (Decrease) in Claim Reserves)	580.065,4
17	Kenaikan (Penurunan) Cadangan atas Risiko Bencana (Increase (Decrease) in Catastrophic Reserves)	8.482,4
15	**Jumlah Beban Klaim dan Manfaat** *(Total Claims and Benefits)*	**140.126.121,4**
16	Biaya Akuisisi *(Acquisition Cost)*	
	a. Beban Komisi Tahun Pertama *(First Year Commission)*	7.938.064,7
	b. Beban Komisi Tahun Lanjutan *(Renewal Commission)*	3.534.097,3
	c. Beban Komisi Overiding *(Overriding Commission)*	2.986.432,3
	d. Beban Komisi Lainnya *(Other Commission Expenses)*	4.019.401,0
17	**Jumlah Biaya Akuisisi** *(Total Acquisition Cost)*	**18.477.995,3**
21	Beban Pemasaran (Marketing Expenses)	2.338.073,2
22	Beban Pegawai dan Pengurus (Employee and Management Expenses)	6.484.380,6
23	Beban Pendidikan dan Pelatihan (Educational and Training Expenses)	289.061,4
24	Umum dan Administrasi (General and Administration Expenses)	7.288.930,9
25	Beban Manajemen (Management Expenses)	1.586.317,8
26	Beban Mortalitas (Mortality Expenses)	13.929.292,8
27	Beban Usaha Lain (Others Expenses)	697.402,3
28	**JUMLAH BEBAN USAHA** *(TOTAL OPERATIONAL EXPENSES)*	**32.613.459,0**
29	**JUMLAH BEBAN** *(TOTAL EXPENSES)*	**191.217.575,7**
	Kenaikan (Penurunan) Nilai Aset (Incease (Decreace) in Asset)	**28.931.334,4**
30	**LABA (RUGI) SEBELUM PAJAK** *(INCOME BEFORE TAX)*	**11.652.637,1**
31	PAJAK *(TAXES)*	**1.894.710,8**
32	**LABA (RUGI) SETELAH PAJAK** *(INCOME AFTER TAX)*	**9.757.926,3**
33	Pendapatan Komprehensif *(Comprehensive Income)*	**9.619.006,7**
34	**TOTAL LABA RUGI KOMPREHENSIF (***TOTAL COMPREHENSIVE INCOME*)	**19.376.933,0**

USAHA ASURANSI JIWA

LIFE INSURANCE BUSINESS

TABEL : 3.10 / TABLE: 3.10

LAPORAN POSISI KEUANGAN GABUNGAN PER 31 DESEMBER 2013 - 2017

THE CONSOLIDATED OF STATEMENT OF FINANCIAL POSITION AS AT DECEMBER 31, 2013-2017

Dalam Jutaan Rupiah / *In Million Rupiah*

	KEKAYAAN / *ASSETS*	2013	2014	2015	2016	2017
I.	**INVESTASI (*INVESTMENTS*)**					
1	Deposito Berjangka (Time Deposit)	32.038.306	49.131.548	51.283.887	43.861.491	42.015.022
2	Sertifikat Deposito (Certificate of Deposit)					120.000
3	Saham (Stocks)	72.219.378	97.112.021	90.984.438	122.004.549	139.651.906
4	Obligasi Korporasi (Corporate Bonds)	24.389.326	21.014.965	24.898.609	29.054.950	30.991.688
5	MTN (Medium Term Notes)					2.074.986
6	Surat Berharga yang Diterbitkan oleh Negara RI (Marketable Sec. Issued by Government/BI)	41.845.300	44.869.720	46.137.754	56.947.331	59.279.963
7	Surat Berharga yang Diterbitkan oleh Negara Selain Negara RI (Marketable Securities Issued by Non Government)	1.732.591	1.858.219	1.284.560	829.645	884.012
8	Surat Berharga yang Diterbitkan oleh Bank Indonesia (Marketable Securities Issued by Central Bank)	-	-	-	-	-
9	Surat Berharga yang Diterbitkan oleh Lembaga Multinasional (Marketable Sec. Issued by Multinational)	1.030	1.061	-	742	-
10	Reksadana (Mutual Fund)	60.526.503	75.816.732	79.805.335	103.987.569	162.036.065
11	Kontrak Investasi Kolektif Efek Beragun Aset (Asset Backed Security)	-	5.025	3.325	1.713	173.367
12	Dana Investasi Real Estat (Real Estate Investment Fund)	9.514	11.299	12.276	11.113	9.184
13	Repurchase Aggreement (REPO)					-
14	Penyertaan Langsung (Direct Placement)	2.049.484	3.404.533	3.930.064	4.653.111	7.695.190
15	Bangunan dengan Hak Strata atau Tanah dengan Bangunan untuk Investasi (Property Investment)	6.371.564	8.309.653	9.092.878	9.921.701	11.015.600
16	Pembelian Piutang untuk Perusahaan Pembiayaan dan/atau Bank (Refinancing)	-	-	110.000	147.000	
17	Pembiayaan Kerjasama dengan Pihak Lain dalam Bentuk Pemberian Kredit (Executing)					275.101
18	Emas Murni (Gold)	-		-	-	-
19	Pinjaman yang Dijamin dengan Hak Tanggungan (Mortgage)	140.123	159.969	159.142	195.758	130.040
20	Pinjaman Polis (Polis Receivable)					1.999.465
21	Investasi Lain (Other Investments)	345.890	400.005	371.131	444.117	523.948
22	**Jumlah Investasi** (*Total Investments*)	241.669.009	302.094.749	308.073.400	372.060.789	458.875.538
II	**BUKAN INVESTASI (*NON INVESTMENTS*)**					
23	Kas dan Bank (Cash and Bank)	4.460.955	5.865.827	6.097.674	6.520.397	7.055.013
24	Tagihan Premi Penutupan Langsung (Direct Premium Receivable)	4.233.377	4.617.680	4.821.007	4.209.904	3.778.976
25	Tagihan Premi Reasuransi (Reinsurance Premium Receivable)					21.620
26	Aset Reasuransi (Reinsurance Assets)					2.917.934
27	Tagihan Klaim Koasuransi (Coinsurrance Claim Receivable)	50.390	5.351	10.140	9.837	49.209
28	Tagihan Klaim Reasuransi (Reinsurance Claim Receivable)	1.610.596	3.429.180	16.093.885	4.589.562	1.864.475
29	Tagihan Investasi (Investment Receivable)	93.292	286.574	114.255	465.190	168.107
30	Tagihan Hasil Investasi (Investment Yield Receivable)	1.976.103	2.191.370	2.309.671	2.685.938	2.810.278
31	Pinjaman Polis (Polis Receivable)	2.060.369	3.479.667	4.823.182	1.893.101	
32	Bangunan dengan Hak Strata atau Tanah dengan Bangunan untuk Dipakai Sendiri (Non Investment Property)	4.127.253	3.770.252	1.833.162	5.868.349	5.142.594
33	Biaya Akuisisi yang Ditangguhkan (Deffered Acquisition Cost)					62.639
34	Aset Tetap Lain (Other Fixed Assets)	988.235	1.177.446	1.540.938	1.517.414	1.864.031
35	Aset Lain (Other Assets)	19.671.395	23.068.737	10.588.505	24.331.369	28.837.398
36	Jumlah Bukan Investasi (Total Non Investments)	39.271.966	47.892.083	48.232.419	52.091.062	54.572.274
37	**JUMLAH ASET (*TOTAL ASSETS*)**	280.940.974	349.986.832	356.305.819	424.151.851	513.447.812
LIABILITAS DAN EKUITAS / *LIABILITIES AND EQUITIES*						
I.	**UTANG** (*PAYABLES*)					
1	Utang Klaim (Claim Payable)	1.978.746	2.599.540	2.509.444	3.303.403	3.003.905
2	Utang Koasuransi (Coinsurance Payable)	3.991	5.328	8.422	9.777	51.127
3	Utang Reasuransi (Reinsurance Payable)	877.950	1.080.808	1.376.963	2.008.080	2.424.673
4	Utang Komisi (Commission Payable)	1.342.633	1.459.330	1.375.106	1.427.756	1.861.065
5	Utang Pajak (Tax Payable)	476.663	671.991	662.098	604.267	970.368
6	Biaya Yang Masih Hrs Dibayar (Accrued Expenses)	2.145.651	2.580.758	3.066.399	3.543.798	4.145.177
7	Utang Lain (Other Payables)	6.781.503	8.535.253	7.635.807	9.272.467	11.774.716
8	Jumlah Utang (Total Payables)	13.607.137	16.933.007	16.634.239	20.169.546	24.231.030
II.	**CADANGAN TEKNIS** (*TECHNICAL RESERVES*)					
9	Cadangan Premi (Premium Reserve)	212.695.563	256.121.586	265.039.924	321.132.955	3.777.060
10	CAPYBMP(Unearned Premium Reserves)	1.809.265	2.036.390	1.999.314	2.277.061	10.627
11	Cadangan Klaim (Claim Reserves)	2.178.525	2.669.918	2.902.314	3.280.552	-
12	Cadangan Atas Risiko Bencana (Catasthropic Reserve)					10.627
13	Jumlah Cadangan Teknis (Total Technical Reserves)	216.683.353	260.827.894	269.941.552	326.690.568	3.798.314
14	Jumlah Liabilitas (Total Liabilities)	230.290.490	277.760.901	286.575.791	346.860.115	28.029.345
15	Pinjaman Subordinasi (Subordinated Loans)	126.795	1.688.102	536.522	557.522	557.522
III.	**EKUITAS** (*EQUITIES*)					
16	Modal Disetor (Paid Up Capital)	10.060.739	15.234.855	14.130.150	18.919.883	23.977.418
17	Agio Saham (Additional Paid in Capital)	10.165.021	17.383.902	19.671.901	21.138.852	19.773.088
18	Saldo Laba (Profit/Loss)	23.744.631	27.568.288	27.492.212	26.025.632	26.411.773
19	Komponen Ekuitas Lainnya (Other Equity Component)	6.553.297	10.350.784	7.899.243	10.649.848	22.240.971
20	Jumlah Ekuitas (Total Equities)	50.523.689	70.537.829	69.193.505	76.734.214	92.403.249
21	**JUMLAH LIABILITAS & EKUITAS (*TOTAL LIAB. & EQ.*)**	**280.940.974**	**349.986.832**	**356.305.819**	**424.151.851**	**120.990.116**

USAHA ASURANSI JIWA
LIFE INSURANCE BUSINESS

TABEL : 3.11 / TABLE: 3.11

LAPORAN LABA (RUGI) KOMPREHENSIF GABUNGAN TAHUN 2013 - 2017

THE CONSOLIDATED STATEMENT OF COMPREHENSIVE INCOME, YEAR 2013 - 2017

Dalam Jutaan Rupiah / *In Million Rupiah*

	URAIAN / *DESCRIPTION*	2013	2014	2015	2016	2017
1	**PENDAPATAN** (*REVENUES*)					
2	Pendapatan Premi (Premium Income)	106.030.686	104.492.988	126.860.417	157.728.271	183.332.684
3	Premi Reasuransi (Reinsurance Premium)	2.915.273	3.420.300	3.966.732	4.013.448	4.786.276
4	Penurunan (Kenaikan) Premi Yang Belum Merupakan Pendapatan / Decrease (Increase) In Unearned Premium Income	276.318	(61.590)	40.519	(129.341)	(191.158)
5	Jumlah Pendapatan Premi Neto (Total Net Earned Premium)	103.391.731	101.011.098	122.934.204	153.585.482	178.355.251
6	Hasil Investasi (Investment Yields)	7.908.877	39.584.924	(1.580.984)	31.408.853	47.355.910
7	Imbalan Jasa DPLK/Jasa Manajemen Lainnya (FIPF/Other Management Service)					1.111.744
8	Pendapatan Lain (Other Revenues)	2.616.838	2.634.914	3.123.586	3.831.020	4.978.643
9	**JUMLAH PENDAPATAN** (*TOTAL REVENUES*)	113.917.446	143.230.935	124.476.807	188.825.356	231.801.547
10	**BEBAN** (*EXPENSES*)					
11	Klaim dan Manfaat (Claims and Benefits)					
12	Klaim dan Manfaat Dibayar (Claim and Benefit Paid)	73.509.730	69.617.715	80.247.396	93.134.685	69.646.657
13	Klaim Penebusan Unit (Claim Unit Link)					45.464.620
14	Klaim Reasuransi (Reinsurance Recovery)	1.983.711	2.046.309	2.553.349	2.857.489	3.341.382
15	Kenaikan (Penurunan) Cadangan Premi (Increase (Decrease) in Premium Reserves)	9.912.552	35.520.200	2.910.799	54.811.931	27.767.678
16	Kenaikan (Penurunan) Cadangan Klaim / (Increase (Decrease) in Claim Reserves)	472.410	522.724	279.801	335.081	580.065
17	Kenaikan (Penurunan) Cadangan atas Risiko Bencana (Increase (Decrease) in Catastrophic Reserves)					8.482
18	Jumlah Beban Klaim dan Manfaat (Total Claims and Benefits)	81.910.981	103.614.330	80.884.648	145.424.207	140.126.121
19	Biaya Akuisisi (Acquisition Cost)					
	a. Beban Komisi Tahun Pertama (First Year Commission)	6.161.901	6.355.566	6.802.720	6.924.983	7.938.065
	b. Beban Komisi Tahun Lanjutan (Renewal Commission)	2.971.538	2.978.314	3.464.912	3.486.695	3.534.097
	c. Beban Komisi Overiding (Overriding Commission)	2.264.653	2.608.684	2.833.868	2.779.426	2.986.432
	d. Beban Komisi Lainnya (Other Commission Expenses)	2.110.373	2.033.286	2.751.265	2.818.923	4.019.401
20	Jumlah Biaya Akuisisi (Total Acquisition Cost)	13.508.465	13.975.850	15.852.765	16.010.026	18.477.995
21	Beban Pemasaran (Marketing Expenses)	1.796.276	2.014.207	2.333.769	2.676.255	2.338.073
22	Beban Pegawai dan Pengurus (Employee and Management Expenses)					6.484.381
23	Beban Pendidikan dan Pelatihan (Educational and Training Expenses)					289.061
24	Umum dan Administrasi (General and Administration Expenses)	8.211.668	9.481.980	12.147.021	13.463.186	7.288.931
25	Beban Manajemen (Management Expenses)					1.586.318
26	Beban Mortalitas (Mortality Expenses)					13.929.293
27	Beban Usaha Lain (Others Expenses)	(444.574)	(377.692)	(245.102)	457.825	697.402
28	**JUMLAH BEBAN USAHA** (*TOTAL OPERATIONAL EXPENSES*)	9.563.370	11.118.494	14.235.688	16.597.267	32.613.459
29	JUMLAH BEBAN (TOTAL EXPENSES)	104.982.816	128.708.674	110.973.101	178.031.500	191.217.576
	Kenaikan (Penurunan) Nilai Aset (Incease (Decreace) in Asset)					28.931.334
30	LABA (RUGI) SEBELUM PAJAK (INCOME BEFORE TAX)	8.934.630	14.522.262	13.503.705	10.793.856	11.652.637
31	PAJAK (TAXES)	2.096.538	1.711.812	2.095.174	2.131.781	1.894.711
32	LABA (RUGI) SETELAH PAJAK (INCOME AFTER TAX)	6.838.092	12.810.449	11.408.531	8.662.074	9.757.926
33	Pendapatan Komprehensif (Comprehensive Income)	(3.975.106)	3.035.947	(2.566.775)	1.624.210	9.619.007
34	**TOTAL LABA RUGI KOMPREHENSIF** (*TOTAL COMPREHENSIVE INCOME*)	2.862.986	15.846.397	8.841.756	10.286.284	19.376.933

USAHA ASURANSI JIWA

LIFE INSURANCE BUSINESS

TABEL: 3.12.1A/TABLE: 3.12.1A

LAPORAN PREMI PERTANGGUNGAN BARU PER CABANG ASURANSI TAHUN 2017

FIRST YEAR PREMIUM REPORT PER LINE OF BUSINESS YEAR 2017

Dalam Jutaan Rupiah / *In Million Rupiah*

NO	Nama Perusahaan *Name Of Companies*	Asuransi Kematian *Term Insurance*	DwiGuna *Endowment*	Seumur Hidup *Whole Life*	Anuitas Umum *Annuity*	Anuitas Dana Pensiun *Pension Anuity*	Kecelakaan Diri *Personal Accident*	Kesehatan *Health*	Produk Lain *Other Product*	Produk Investasi *Investment Product*	Jumlah *Total*
(1)	(2)	(3)	(4)	(5)	(6)	(7)	(8)	(9)	(10)	(11)	(12)
	PERUSAHAAN ASURANSI JIWA SWASTA NASIONAL										
	PRIVATE NATION LIFE INSURANCE COMPANIES										
1	PT Asuransi Jiwa Adisarana Wanaartha	10.359,5	10.307.826,0	31.354,9	-	-	-	30.618,8	-	57.690,5	10.437.849,7
2	PT Asuransi BRI Life	2.400.962,4	89.899,8	4.260,6	32.937,6	-	20.141,0	219.913,9	-	434.946,9	3.203.062,2
3	AJB Bumiputera 1912	-	-	-	-	-	-	-	-	-	-
4	PT Asuransi Jiwa Central Asia Raya	117.655,4	339.352,7	8.967,2	-	-	500,9	115.036,6	-	744.282,1	1.325.794,9
5	PT Equity Life Indonesia	92.338,5	96.751,9	12.519,0	-	-	4.811,2	31.881,2	-	28.653,0	266.954,8
6	PT Heksa Solution Insurance	-	-	-	-	-	-	-	-	-	-
7	PT Indolife Pensiontama	953,1	7.624.250,9	351,0	-	-	-	-	-	-	7.625.555,1
8	PT Asuransi Jiwa Inhealth Indonesia	178.226,4	1.966,1	-	-	-	1.713,8	1.667.239,2	-	-	1.849.145,5
9	PT Asuransi Jiwasraya (Persero)	330.260,3	18.438.968,1	4.887,6	154.016,8	1.471.551,7	34.773,9	18.323,6	-	18.345,6	20.471.127,7
10	PT Asuransi Jiwa Kresna	269,3	2.137.572,6	-	-	-	275,3	1.670,9	-	6,6	2.139.794,7
11	PT Asuransi Simas Jiwa	105.105,0	11.884,5	1,0	1.062,1	-	63,7	-	-	12.008.807,1	12.126.923,4
12	PT MNC Life Assurance	57.523,0	57.143,1	48,3	-	-	4.837,4	69.806,7	-	3.027,0	192.385,5
13	PT Pasaraya Life Insurance	-	-	-	-	-	-	-	-	-	-
14	PT Asuransi Jiwa Recapital*	-	-	-	-	-	-	-	-	-	-
15	PT Asuransi Jiwa Sequis Financial	6.763,3	667,7	60,7	-	-	276,0	1.580,1	-	104,5	9.452,3
16	PT Asuransi Jiwa Tugu Mandiri	38.338,1	20.567,4	-	-	-	772,5	37.528,9	-	43.067,2	140.274,1
17	PT Asuransi Jiwa Mega Indonesia	157.276,4	-	-	-	-	513,4	7.354,0	-	321.080,4	486.224,1
18	PT Asuransi Jiwa Reliance	397.178,0	-	-	-	-	19,1	-	-	-	397.197,2
19	PT Central Asia Financial	24,8	6.337,9	-	-	-	29,6	6.668,9	-	-	13.061,2
20	PT Asuransi Jiwa Indosurya Sukses	40.062,1	79.389,5	4,5	-	-	681,1	9.502,7	-	8.532,6	138.172,5
21	PT Capital Life Indonesia	3.376,6	2.357.048,1	-	-	-	271,0	-	-	3.347.607,8	5.708.303,5
22	PT Asuransi Jiwa Taspen	131.164,6	164.414,1	-	16.768,3	-	82,1	-	-	-	312.429,0
23	PT Asuransi Jiwa Sinansari Indonesia	-	-	-	-	-	-	-	-	-	-
24	PT Asuransi Jiwa BCA	341.113,0	-	21.598,2	-	-	15.717,1	989,8	-	-	379.418,1
25	PT Lippo Life Assurance	29.373,5	-	-	-	-	-	-	-	-	29.373,5
26	PT Pacific Life Insurance	54,5	2.070,0	-	-	-	-	-	-	801,0	2.925,5
27	PT Asuransi Jiwa Bumiputera	-	-	-	-	-	-	-	-	-	-
28	PT Asuransi Jiwa Nasional	30.899,7	-	-	-	-	-	-	-	-	30.899,7
29	PT Victoria Alife Indonesia	2,2	25.636,0	-	-	-	284,8	-	-	-	25.923,0
30	PT Asuransi Ciputra Indonesia	3.805,0	1.428,3	-	-	-	717,5	-	-	-	5.950,8
31	PT Asuransi Jiwa Millenium	50,0	-	-	-	-	-	-	-	-	50,0
	JUMLAH / SUBTOTAL	**4.473.134,8**	**41.763.174,7**	**84.053,2**	**204.784,8**	**1.471.551,7**	**86.481,5**	**2.218.115,4**	**-**	**17.016.952,1**	**67.318.248,2**

NO	Nama Perusahaan *Name Of Companies*	Asuransi Kematian *Term Insurance*	DwiGuna *Endowment*	Seumur Hidup *Whole Life*	Anuitas Umum *Annuity*	Anuitas Dana Pensiun *Pension Anuity*	Kecelakaan Diri *Personal Accident*	Kesehatan *Health*	Produk Lain *Other Product*	Produk Investasi *Investment Product*	Jumlah *Total*
(1)	(2)	(3)	(4)	(5)	(6)	(7)	(8)	(9)	(10)	(11)	(12)
	PERUSAHAAN ASURANSI JIWA PATUNGAN										
	JOINT VENTURE LIFE INSURANCE COMPANIES										
1	PT Chubb Life Insurance Indonesia	27.746,5	64,0	46,8	-	-	169,4	8.587,8	-	132.555,9	169.170,5
2	PT AIA Financial	233.006,2	197.659,9	928,4	-	-	4.288,9	72.964,2	-	2.311.892,3	2.820.739,8
3	PT Asuransi Allianz Life Indonesia	2.521.852,6	210.650,9	0,9	-	-	967,5	77.514,6	-	725.390,3	3.536.376,9
4	PT Astra Aviva Life	167.413,8	7.106,0	-	-	-	6.273,7	25.581,3	-	204.963,6	411.338,4
5	PT Avrist Assurance	-	-	-	-	-	-	-	-	20.848,6	20.848,6
6	PT AXA Financial Indonesia	13.470,5	-	62.635,7	-	-	1.444,4	91.325,2	-	60.115,9	228.991,7
7	PT AXA Life Indonesia	-	-	-	-	-	-	-	-	-	-
8	PT AXA Mandiri Financial Services	398.303,0	-	-	-	-	15.397,5	461.288,2	-	420.835,8	1.295.824,4
9	PT Asuransi CIGNA	297.899,4	3.224,9	4.463,3	-	-	7.031,4	229.174,1	-	17.124,5	558.917,6
10	PT Commonwealth Life	112,7	773,1	-	-	-	191,6	-	-	1.079.317,3	1.080.394,6
11	PT Asuransi Jiwa Generali Indonesia	170.282,0	18,4	-	-	-	2.317,4	44.174,2	-	389.899,9	606.691,9
12	PT Great Eastern Life Indonesia	26.751,1	330.013,4	-	-	-	389,3	109.612,0	-	80.686,9	547.452,7
13	PT Tokio Marine Life Insurance Indonesia	5.711,5	8.427,3	596,8	-	-	567,8	67.675,2	-	193.833,1	276.811,7
14	PT Asuransi Jiwa Manulife Indonesia	549.793,1	39.898,2	48.783,0	-	-	3.916,9	93.850,3	-	-	736.241,5
15	PT Prudential Life Assurance	90.438,8	10.428,7	2.812,0	-	-	8.920,4	133.016,1	-	2.734.221,1	2.979.837,1
16	PT Asuransi Jiwa Sinarmas MSIG	140.352,3	2.111.322,4	2.625,2	-	-	974,0	80.355,0	-	285.447,3	2.621.076,1
17	PT Sun Life Financial Indonesia	126.232,3	30.047,5	252,2	-	-	37.612,7	61.897,0	-	247.062,3	503.104,0
18	PT Zurich Topas Life	13.884,6	-	-	-	-	696,4	633,4	-	237.286,8	252.501,1
19	PT BNI Life Insurance	564.099,5	2.288.582,3	109.807,0	-	4.889,4	41.545,9	429.707,7	-	1.108.208,9	4.546.840,7
20	PT Asuransi Jiwa Sequis Life	66.713,5	262.921,1	43.313,7	-	-	112,7	688,8	-	235.281,9	609.031,7
21	PT Panin Dai-Chi Life	38.340,3	3.020.577,1	1.238,3	-	-	74,3	42,3	-	-	3.060.272,3
22	PT FWD Life Indonesia	26.534,7	-	-	-	-	1.356,7	170.540,8	-	65.982,1	264.414,3
23	PT Hanwha Life Insurance Indonesia	15.200,3	1.326,0	-	-	-	465,3	74.530,4	-	50.109,7	141.631,8
	JUMLAH / *SUBTOTAL*	**5.494.138,7**	**8.523.041,4**	**277.503,2**	**-**	**4.889,4**	**134.714,1**	**2.233.158,5**	**-**	**10.601.064,1**	**27.268.509,3**
	JUMLAH SELURUHNYA / *GRAND TOTAL*	**9.967.273,5**	**50.286.216,1**	**361.556,3**	**204.784,8**	**1.476.441,1**	**221.195,7**	**4.451.273,9**	**-**	**27.618.016,2**	**94.586.757,4**

Keterangan / *Notes* :

*) Tidak Menyampaikan Laporan */ Have Not Submitted Annual Report*

**) Pencabutan Izin Usaha */ Licenses Have Been Removed*

***) Pemberian Izin Usaha Baru */ New Lisences*

USAHA ASURANSI JIWA

LIFE INSURANCE BUSINESS

TABEL: 3.12.1B/TABLE: 3.12.1B

LAPORAN PREMI LANJUTAN PER CABANG ASURANSI TAHUN 2017

CONTINUANCE PREMIUM REPORT PER LINE OF BUSINESS YEAR 2017

Dalam Jutaan Rupiah / *In Million Rupiah*

NO	Nama Perusahaan *Name Of Companies*	Asuransi Kematian *Term Insurance*	DwiGuna *Endowment*	Seumur Hidup *Whole Life*	Anuitas Umum *Annuity*	Anuitas Dana Pensiun *Pension Anuity*	Kecelakaan Diri *Personal Accident*	Kesehatan *Health*	Produk Lain *Other Product*	Produk Investasi *Investment Product*	Jumlah *Total*
(1)	(2)	(3)	(4)	(5)	(6)	(7)	(8)	(9)	(10)	(11)	(12)
	PERUSAHAAN ASURANSI JIWA SWASTA NASIONAL										
	PRIVATE NATION LIFE INSURANCE COMPANIES										
1	PT Asuransi Jiwa Adisarana Wanaartha	-	26.006,7	2.498,2	-	-	-	-	-	-	28.504,9
2	PT Asuransi BRI Life	1.589,9	136.908,4	17.963,3	-	-	-	4.751,6	-	611.719,3	772.932,6
3	AJB Bumiputera 1912	-	-	-	-	-	-	-	-	-	-
4	PT Asuransi Jiwa Central Asia Raya	5.355,6	17.764,7	16.242,9	-	-	1.356,9	281.216,1	-	413.321,3	735.257,5
5	PT Equity Life Indonesia	51.993,8	73.089,2	18.546,3	-	-	5.393,7	93.113,0	-	210.355,1	452.491,0
6	PT Heksa Solution Insurance	-	-	-	-	-	-	-	-	-	-
7	PT Indolife Pensiontama	-	2.492.845,8	222,8	-	-	-	-	-	-	2.493.068,6
8	PT Asuransi Jiwa Inhealth Indonesia	-	8.850,2	-	-	-	-	-	-	-	8.850,2
9	PT Asuransi Jiwasraya (Persero)	3.522,3	953.096,8	190,0	388.597,8	-	-	4.694,0	-	93.913,8	1.444.014,7
10	PT Asuransi Jiwa Kresna	-	2.367,1	-	-	-	-	-	-	-	2.367,1
11	PT Asuransi Simas Jiwa	2.445,3	1.314,4	-	-	-	1,0	3.271,9	-	4.266.067,6	4.273.100,1
12	PT MNC Life Assurance	-	1.483,6	163,6	-	-	-	-	-	19.921,9	21.569,1
13	PT Pasaraya Life Insurance	-	-	-	-	-	-	-	-	-	-
14	PT Asuransi Jiwa Recapital*	-	-	-	-	-	-	-	-	-	-
15	PT Asuransi Jiwa Sequis Financial	23.613,6	1.341,3	321,3	-	-	1.110,9	5.475,7	-	1.022,5	32.885,4
16	PT Asuransi Jiwa Tugu Mandiri	-	43.758,9	0,6	-	-	-	-	-	208.817,0	252.576,5
17	PT Asuransi Jiwa Mega Indonesia	-	-	-	-	-	-	2.705,3	-	75.920,7	78.626,0
18	PT Asuransi Jiwa Reliance	-	-	-	-	-	-	-	-	-	-
19	PT Central Asia Financial	70,6	17.512,9	-	-	-	188,9	5.734,7	-	334,5	23.841,6
20	PT Asuransi Jiwa Indosurya Sukses	13,9	52,5	-	-	-	-	-	-	483.499,1	483.565,5
21	PT Capital Life Indonesia	4,3	-	-	-	-	-	-	-	-	4,3
22	PT Asuransi Jiwa Taspen	33,7	143.517,0	-	39.315,4	-	-	-	-	-	182.866,2
23	PT Asuransi Jiwa Sinansari Indonesia	-	-	-	-	-	-	-	-	-	-
24	PT Asuransi Jiwa BCA	19.237,1	-	2.510,1	-	-	1.808,7	68.333,7	-	-	91.889,5
25	PT Lippo Life Assurance	-	-	-	-	-	-	-	-	-	-
26	PT Pacific Life Insurance	-	-	-	-	-	-	-	-	-	-
27	PT Asuransi Jiwa Bumiputera	-	-	-	-	-	-	-	-	-	-
28	PT Asuransi Jiwa Nasional	-	-	-	-	-	-	-	-	-	-
29	PT Victoria Alife Indonesia	-	-	-	-	-	-	-	-	-	-
30	PT Asuransi Ciputra Indonesia	-	-	-	-	-	-	-	-	-	-
31	PT Asuransi Jiwa Millenium	-	-	-	-	-	-	-	-	-	-
	JUMLAH / SUBTOTAL	**107.880,0**	**3.919.909,4**	**58.659,1**	**427.913,2**	**-**	**9.860,1**	**469.296,0**	**-**	**6.384.893,1**	**11.378.410,9**

NO	Nama Perusahaan *Name Of Companies*	Asuransi Kematian *Term Insurance*	DwiGuna *Endowment*	Seumur Hidup *Whole Life*	Anuitas Umum *Annuity*	Anuitas Dana Pensiun *Pension Anuity*	Kecelakaan Diri *Personal Accident*	Kesehatan *Health*	Produk Lain *Other Product*	Produk Investasi *Investment Product*	Jumlah *Total*
(1)	(2)	(3)	(4)	(5)	(6)	(7)	(8)	(9)	(10)	(11)	(12)
	PERUSAHAAN ASURANSI JIWA PATUNGAN										
	JOINT VENTURE LIFE INSURANCE COMPANIES										
1	PT Chubb Life Insurance Indonesia	1.799,4	2.301,3	1.684,1	-	-	278,7	5.465,5	-	1.120.111,7	1.131.640,7
2	PT AIA Financial	49.782,5	263.158,7	49.171,7	-	-	27.619,5	255.990,0	-	6.742.297,4	7.388.019,6
3	PT Asuransi Allianz Life Indonesia	1.882.647,8	2.784,7	4.881,4	-	-	579,1	620.124,7	-	5.184.347,4	7.695.365,2
4	PT Astra Aviva Life	698.940,6	1.415,8	1.064,9	-	-	8.925,2	34.955,4	-	4.101.394,9	4.846.696,9
5	PT Avrist Assurance	-	-	-	-	-	-	-	-	446.218,1	446.218,1
6	PT AXA Financial Indonesia	29.505,4	942,1	43.337,7	-	-	5.722,8	331.497,1	-	534.064,2	945.069,4
7	PT AXA Life Indonesia	-	-	-	-	-	-	-	-	-	-
8	PT AXA Mandiri Financial Services	672.089,0	-	-	-	-	47.248,4	663.019,1	-	5.822.990,8	7.205.347,3
9	PT Asuransi CIGNA	62.771,3	5.052,6	24.986,7	-	-	66.281,2	376.936,6	-	84.312,9	620.341,4
10	PT Commonwealth Life	1.135,3	17.792,7	1.876,5	-	-	10.465,0	4.377,6	-	585.870,1	621.517,1
11	PT Asuransi Jiwa Generali Indonesia	42.599,2	1.536,1	-	-	-	7.991,2	246.858,1	-	2.283.574,2	2.582.558,8
12	PT Great Eastern Life Indonesia	72,5	14.414,8	29,9	-	-	-	3.489,4	-	682.368,9	700.375,5
13	PT Tokio Marine Life Insurance Indonesia	418,8	97,7	628,5	-	-	-	(205,9)	-	207.933,7	208.872,9
14	PT Asuransi Jiwa Manulife Indonesia	1.195.751,9	395.841,1	289.935,9	-	-	28.125,4	509.067,5	-	-	2.418.721,9
15	PT Prudential Life Assurance	29.563,1	3.328,1	249,5	-	-	2.815,2	42.937,1	-	22.080.045,3	22.158.938,4
16	PT Asuransi Jiwa Sinarmas MSIG	3.573,6	15.890,3	5.312,4	-	-	552,3	145.899,5	-	1.003.988,4	1.175.216,5
17	PT Sun Life Financial Indonesia	43.684,9	146.569,1	22.355,9	-	-	29.699,4	67.176,3	-	1.880.390,2	2.189.875,7
18	PT Zurich Topas Life	5.678,1	-	-	-	-	2.228,8	-	-	279.447,2	287.354,0
19	PT BNI Life Insurance	19.422,0	145.467,3	80.964,8	9.887,3	-	12.516,0	358.756,0	-	536.832,0	1.163.845,5
20	PT Asuransi Jiwa Sequis Life	6.819,6	361.137,3	117.260,6	-	-	1.808,7	2.186,3	-	2.165.560,9	2.654.773,4
21	PT Panin Dai-Chi Life	25.241,6	53.969,4	3.927,4	-	-	533,7	7,1	-	-	83.679,2
22	PT FWD Life Indonesia	3.448,4	-	-	-	-	67,6	81.277,7	-	426.467,1	511.260,8
23	PT Hanwha Life Insurance Indonesia	-	779,7	-	-	-	-	-	-	13.715,4	14.495,2
	JUMLAH / *SUBTOTAL*	**4.774.944,9**	**1.432.479,0**	**647.667,9**	**9.887,3**	**-**	**253.458,1**	**3.749.815,3**	**-**	**56.181.930,9**	**67.050.183,3**
	JUMLAH SELURUHNYA / *GRAND TOTAL*	**4.882.824,9**	**5.352.388,4**	**706.327,0**	**437.800,5**	**-**	**263.318,2**	**4.219.111,3**	**-**	**62.566.824,0**	**78.428.594,2**

Keterangan / *Notes* :

*) Tidak Menyampaikan Laporan / *Have Not Submitted Annual Report*

**) Pencabutan Izin Usaha / *Licenses Have Been Removed*

***) Pemberian Izin Usaha Baru / *New Lisences*

USAHA ASURANSI JIWA

LIFE INSURANCE BUSINESS

TABEL: 3.12.2/TABLE: 3.12.2

LAPORAN PREMI MURNI PER CABANG ASURANSI TAHUN 2017

NET PREMIUM REPORT PER LINE OF BUSINESS YEAR 2017

Dalam Jutaan Rupiah / *In Million Rupiah*

NO	Nama Perusahaan *Name Of Companies*	Asuransi Kematian *Term Insurance*	DwiGuna *Endowment*	Seumur Hidup *Whole Life*	Anuitas Umum *Annuity*	Anuitas Dana Pensiun *Pension Anuity*	Kecelakaan Diri *Personal Accident*	Kesehatan *Health*	Produk Lain *Other Product*	Produk Investasi *Investment Product*	Jumlah *Total*
(1)	(2)	(3)	(4)	(5)	(6)	(7)	(8)	(9)	(10)	(11)	(12)
	PERUSAHAAN ASURANSI JIWA SWASTA NASIONAL										
	PRIVATE NATION LIFE INSURANCE COMPANIES										
1	PT Asuransi Jiwa Adisarana Wanaartha	23,5	6.724.320,1	22.945,1	-	-	-	25.954,0	-	57.690,5	6.830.933,2
2	PT Asuransi BRI Life	2.396.316,2	18.192,2	20.617,6	31.891,1	-	19.933,3	222.368,2	-	342.011,6	3.051.330,2
3	AJB Bumiputera 1912	-	-	-	-	-	-	-	-	-	-
4	PT Asuransi Jiwa Central Asia Raya	84.571,2	333.965,1	20.165,8	-	-	666,3	328.212,0	-	532.395,7	1.299.976,2
5	PT Equity Life Indonesia	92.989,4	118.888,7	21.745,7	-	-	7.712,4	87.537,5	-	279.496,3	608.370,0
6	PT Heksa Solution Insurance	-	-	-	-	-	-	-	-	-	-
7	PT Indolife Pensiontama	708,8	10.078.489,1	228,5	-	-	-	-	-	-	10.079.426,4
8	PT Asuransi Jiwa Inhealth Indonesia	130.293,0	10.383,7	-	-	-	1.285,3	1.326.940,3	-	-	1.468.902,3
9	PT Asuransi Jiwasraya (Persero)	277.059,3	17.776.641,1	4.961,1	516.751,3	1.393.693,3	24.668,6	17.426,6	-	30.489,4	20.041.690,8
10	PT Asuransi Jiwa Kresna	161,6	1.124,5	-	-	-	165,2	1.168,3	-	6,6	2.626,0
11	PT Asuransi Simas Jiwa	97.634,1	12.718,6	96,3	-	-	360,2	5.888,0	-	16.274.874,7	16.391.571,9
12	PT MNC Life Assurance	36.978,3	56.276,9	29,0	-	-	3.378,9	51.247,5	-	18.103,1	166.013,7
13	PT Pasaraya Life Insurance	-	-	-	-	-	-	-	-	-	-
14	PT Asuransi Jiwa Recapital	-	-	-	-	-	-	-	-	-	-
15	PT Asuransi Jiwa Sequis Financial	24.301,5	1.403,0	286,7	-	-	1.109,6	5.644,7	-	1.094,2	33.839,7
16	PT Asuransi Jiwa Tugu Mandiri	4.160,7	51.063,8	0,5	-	-	95,8	27.494,8	-	-	82.815,5
17	PT Asuransi Jiwa Mega Indonesia	-	-	-	-	-	-	-	-	250.538,7	250.538,7
18	PT Asuransi Jiwa Reliance	396.935,6	-	-	-	-	19,1	-	-	-	396.954,7
19	PT Central Asia Financial	37,3	4.986,6	-	-	-	68,8	5.708,7	-	334,5	11.135,9
20	PT Asuransi Jiwa Indosurya Sukses	17.369,1	77.170,8	3,8	-	-	439,4	9.456,0	-	492.031,7	596.470,8
21	PT Capital Life Indonesia	1.890,4	2.315.056,6	-	-	-	149,4	-	-	3.347.906,3	5.665.002,7
22	PT Asuransi Jiwa Taspen	111.781,5	277.192,1	-	50.475,3	-	78,0	-	-	-	439.526,9
23	PT Asuransi Jiwa Sinansari Indonesia	-	-	-	-	-	-	-	-	-	-
24	PT Asuransi Jiwa BCA	-	-	-	-	-	-	-	-	-	-
25	PT Lippo Life Assurance	14.686,8	-	-	-	-	-	-	-	-	14.686,8
26	PT Pacific Life Insurance	-	2.007,9	-	-	-	-	-	-	3,0	2.010,9
27	PT Asuransi Jiwa Bumiputera	-	-	-	-	-	-	-	-	-	-
28	PT Asuransi Jiwa Nasional	-	-	-	-	-	-	-	-	-	-
29	PT Victoria Alife Indonesia	1,1	25.636,0	-	-	-	141,7	-	-	-	25.778,8
30	PT Asuransi Ciputra Indonesia	2.424,2	1.029,4	-	-	-	485,0	-	-	-	3.938,6
31	PT Asuransi Jiwa Millenium	-	-	-	-	-	-	-	-	-	-
	JUMLAH / *SUBTOTAL*	**3.690.323,7**	**37.886.546,1**	**91.080,1**	**599.117,7**	**1.393.693,3**	**60.756,9**	**2.115.046,6**	**-**	**21.626.976,3**	**67.463.540,7**

NO	Nama Perusahaan *Name Of Companies*	Asuransi Kematian *Term Insurance*	DwiGuna *Endowment*	Seumur Hidup *Whole Life*	Anuitas Umum *Annuity*	Anuitas Dana Pensiun *Pension Anuity*	Kecelakaan Diri *Personal Accident*	Kesehatan *Health*	Produk Lain *Other Product*	Produk Investasi *Investment Product*	Jumlah *Total*
(1)	(2)	(3)	(4)	(5)	(6)	(7)	(8)	(9)	(10)	(11)	(12)
	PERUSAHAAN ASURANSI JIWA PATUNGAN										
	JOINT VENTURE LIFE INSURANCE COMPANIES										
1	PT Chubb Life Insurance Indonesia	19.811,2	1.969,2	1.441,4	-	-	260,9	5.970,6	-	1.255.153,3	1.284.606,5
2	PT AIA Financial	186.988,3	371.579,2	48.255,2	-	-	25.300,5	278.232,8	-	9.054.189,6	9.964.545,6
3	PT Asuransi Allianz Life Indonesia	4.261.744,0	213.218,8	4.850,7	-	-	1.546,5	625.217,5	-	7.416.663,3	12.523.240,7
4	PT Astra Aviva Life	532.599,9	8.048,9	638,9	-	-	8.458,1	51.715,7	-	3.897.646,4	4.499.107,9
5	PT Avrist Assurance	-	-	-	-	-	-	-	-	467.066,8	467.066,8
6	PT AXA Financial Indonesia	(48.975,4)	575,5	64.737,6	-	-	4.241,1	255.085,7	-	594.180,1	869.844,6
7	PT AXA Life Indonesia**	-	-	-	-	-	-	-	-	-	-
8	PT AXA Mandiri Financial Services	865.095,3	-	-	-	-	52.267,7	697.366,8	-	6.243.826,3	7.858.556,1
9	PT Asuransi CIGNA	339.672,7	2.156,8	8.349,1	-	-	15.532,1	87.757,7	-	101.437,4	554.905,7
10	PT Commonwealth Life	1.104,0	9.015,8	221,6	-	-	878,6	3.629,4	-	1.665.187,4	1.680.036,8
11	PT Asuransi Jiwa Generali Indonesia	167.116,3	1.206,2	-	-	-	8.686,9	249.359,7	-	2.673.474,2	3.099.843,3
12	PT Great Eastern Life Indonesia	18.776,5	241.099,8	20,9	-	-	272,5	79.171,0	-	763.050,8	1.102.391,5
13	PT Tokio Marine Life Insurance Indonesia	4.333,1	5.977,3	920,6	-	-	397,5	47.207,9	-	365.296,0	424.132,3
14	PT Asuransi Jiwa Manulife Indonesia	1.303.033,8	375.271,4	285.054,1	-	-	22.695,3	409.074,5	-	-	2.395.129,1
15	PT Prudential Life Assurance	96.001,6	11.005,5	2.449,2	-	-	9.388,5	140.762,6	-	24.814.266,4	25.073.873,7
16	PT Asuransi Jiwa Sinarmas MSIG	87.558,8	2.024.472,8	5.916,3	-	-	1.101,4	166.350,2	-	1.114.422,4	3.399.821,9
17	PT Sun Life Financial Indonesia	93.714,2	165.532,7	9.386,6	-	-	45.747,8	42.572,6	-	2.127.452,5	2.484.406,4
18	PT Zurich Topas Life	10.816,9	-	-	-	-	2.175,5	266,0	-	516.733,9	529.992,4
19	PT BNI Life Insurance	498.504,6	2.177.051,7	101.837,4	3.680,0	4.348,8	45.984,7	700.145,4	-	1.491.900,3	5.023.452,9
20	PT Asuransi Jiwa Sequis Life	58.552,1	438.970,4	73.948,3	-	-	1.528,3	2.300,1	-	2.111.776,0	2.687.075,3
21	PT Panin Dai-Chi Life	41.681,4	2.900.334,4	3.470,8	-	-	372,1	29,7	-	-	2.945.888,4
22	PT FWD Life Indonesia	-	-	-	-	-	-	-	-	59.067,3	59.067,3
23	PT Hanwha Life Insurance Indonesia	6.848,1	1.411,8	-	-	-	441,4	60.167,9	-	63.825,1	132.694,4
	JUMLAH / *SUBTOTAL*	**8.544.977,3**	**8.948.898,0**	**611.498,7**	**3.680,0**	**4.348,8**	**247.277,3**	**3.902.383,8**	**-**	**66.796.615,5**	**89.059.679,5**
	JUMLAH SELURUHNYA / *GRAND TOTAL*	**12.235.301,0**	**46.835.444,1**	**702.578,8**	**602.797,7**	**1.398.042,2**	**308.034,2**	**6.017.430,4**	**-**	**88.423.591,8**	**156.523.220,2**

Keterangan / *Notes* :

*) Tidak Menyampaikan Laporan */ Have Not Submitted Annual Report*

**) Pencabutan Izin Usaha */ Licenses Have Been Removed*

***) Pemberian Izin Usaha Baru */ New Lisences*

USAHA ASURANSI JIWA

LIFE INSURANCE BUSINESS

TABEL: 3.12.3/TABLE: 3.12.3

LAPORAN ASUMSI BIAYA PER CABANG ASURANSI TAHUN 2017

LOADING ASSUMPTION REPORT PER LINE OF BUSINESS YEAR 2017

Dalam Jutaan Rupiah / *In Million Rupiah*

NO	Nama Perusahaan *Name Of Companies*	Asuransi Kematian *Term Insurance*	DwiGuna *Endowment*	Seumur Hidup *Whole Life*	Anuitas Umum *Annuity*	Anuitas Dana Pensiun *Pension Anuity*	Kecelakaan Diri *Personal Accident*	Kesehatan *Health*	Produk Lain *Other Product*	Produk Investasi *Investment Product*	Jumlah *Total*
(1)	(2)	(3)	(4)	(5)	(6)	(7)	(8)	(9)	(10)	(11)	(12)
	PERUSAHAAN ASURANSI JIWA SWASTA NASIONAL										
	PRIVATE NATION LIFE INSURANCE COMPANIES										
1	PT Asuransi Jiwa Adisarana Wanaartha	7,8	3.609.512,6	10.907,9	-	-	-	4.664,9	-	13.420,1	3.638.513,4
2	PT Asuransi BRI Life	6.236,1	208.616,0	1.606,4	1.046,5	-	207,8	2.297,2	-	77.504,2	297.514,2
3	AJB Bumiputera 1912	-	-	-	-	-	-	-	-	-	-
4	PT Asuransi Jiwa Central Asia Raya	38.281,1	12.314,5	3.830,5	-	-	713,9	67.215,0	-	619.083,1	741.438,1
5	PT Equity Life Indonesia	68.406,0	66.405,6	16.308,8	-	-	3.748,4	49.453,4	-	12.735,1	217.057,3
6	PT Heksa Solution Insurance	-	-	-	-	-	-	-	-	-	-
7	PT Indolife Pensiontama	1,1	51.391,2	13,6	-	-	-	-	-	-	51.405,9
8	PT Asuransi Jiwa Inhealth Indonesia	47.933,4	432,7	-	-	-	428,4	340.298,9	-	-	389.093,4
9	PT Asuransi Jiwasraya (Persero)	31.695,3	1.215.358,8	595,8	582.149,7	57.406,2	7.138,5	616,5	-	26.207,4	1.921.168,3
10	PT Asuransi Jiwa Kresna	107,7	134.935,9	-	-	-	110,1	502,7	-	2,3	135.658,7
11	PT Asuransi Simas Jiwa	9.916,2	480,3	91,5	-	-	295,0	8.737,0	-	494.586,4	514.106,4
12	PT MNC Life Assurance	34.513,8	1.972,7	79,1	-	-	2.911,3	41.884,0	-	6.399,0	87.759,8
13	PT Pasaraya Life Insurance	-	-	-	-	-	-	-	-	-	-
14	PT Asuransi Jiwa Recapital	-	-	-	-	-	-	-	-	-	-
15	PT Asuransi Jiwa Sequis Financial	24.839,7	7.348,7	2.061,3	-	-	1.330,5	5.151,9	-	769,1	41.501,2
16	PT Asuransi Jiwa Tugu Mandiri	34.177,4	13.264,9	0,1	-	-	676,7	10.036,7	-	16.206,1	74.361,8
17	PT Asuransi Jiwa Mega Indonesia	107.171,2	-	-	-	-	256,7	4.577,8	-	149.051,7	261.057,5
18	PT Asuransi Jiwa Reliance	-	-	-	-	-	-	-	-	-	-
19	PT Central Asia Financial	49,4	13.493,4	-	-	-	57,9	12.451,5	-	61,1	26.113,3
20	PT Asuransi Jiwa Indosurya Sukses	22.706,8	2.271,1	0,7	-	-	241,7	46,7	-	7.544,0	32.811,1
21	PT Capital Life Indonesia	1.486,2	42.434,8	-	-	-	121,6	-	-	50.214,1	94.256,8
22	PT Asuransi Jiwa Taspen	19.416,8	30.739,0	-	5.608,4	-	4,1	-	-	-	55.768,3
23	PT Asuransi Jiwa Sinansari Indonesia	-	-	-	-	-	-	-	-	-	-
24	PT Asuransi Jiwa BCA	154.988,5	-	2.473,6	-	-	10.865,4	9.429,4	-	-	177.756,9
25	PT Lippo Life Assurance	8.363,2	-	-	-	-	-	-	-	-	8.363,2
26	PT Pacific Life Insurance	-	-	-	-	-	-	-	-	1,0	1,0
27	PT Asuransi Jiwa Bumiputera	-	-	-	-	-	-	-	-	-	-
28	PT Asuransi Jiwa Nasional	3.326,5	-	-	-	-	-	-	-	-	3.326,5
29	PT Victoria Alife Indonesia	-	85,8	-	-	-	-	-	-	-	85,8
30	PT Asuransi Ciputra Indonesia	1.960,7	637,9	-	-	-	2.092,7	-	-	-	4.691,4
31	PT Asuransi Jiwa Millenium	1,5	-	-	-	-	-	-	-	-	1,5
	JUMLAH / SUBTOTAL	**615.586,5**	**5.411.695,9**	**37.969,4**	**588.804,6**	**57.406,2**	**31.200,8**	**557.363,7**	**-**	**1.473.784,5**	**8.773.811,7**

NO	Nama Perusahaan *Name Of Companies*	Asuransi Kematian *Term Insurance*	DwiGuna *Endowment*	Seumur Hidup *Whole Life*	Anuitas Umum *Annuity*	Anuitas Dana Pensiun *Pension Anuity*	Kecelakaan Diri *Personal Accident*	Kesehatan *Health*	Produk Lain *Other Product*	Produk Investasi *Investment Product*	Jumlah *Total*
(1)	(2)	(3)	(4)	(5)	(6)	(7)	(8)	(9)	(10)	(11)	(12)
	PERUSAHAAN ASURANSI JIWA PATUNGAN										
	JOINT VENTURE LIFE INSURANCE COMPANIES										
1	PT Chubb Life Insurance Indonesia	9.734,7	395,5	289,6	-	-	187,1	8.082,8	-	375.445,7	394.135,4
2	PT AIA Financial	158.977,1	394.885,3	33.016,7	-	-	27.045,5	265.963,1	-	3.760.818,4	4.640.706,0
3	PT Asuransi Allianz Life Indonesia	145.369,4	1.433,7	31,7	-	-	195,8	72.421,8	-	1.550.728,5	1.770.180,9
4	PT Astra Aviva Life	170.783,5	2.557,8	110,3	-	-	3.055,6	11.181,7	-	294.575,5	482.264,5
5	PT Avrist Assurance	-	-	-	-	-	-	-	-	87.639,3	87.639,3
6	PT AXA Financial Indonesia	91.951,4	366,6	41.235,8	-	-	2.926,1	167.736,6	-	245.812,7	550.029,1
7	PT AXA Life Indonesia	-	-	-	-	-	-	-	-	-	-
8	PT AXA Mandiri Financial Services	205.296,7	-	-	-	-	10.378,2	426.940,5	-	986.122,4	1.628.737,8
9	PT Asuransi CIGNA	301.004,7	2.758,3	11.370,8	-	-	34.857,8	274.361,7	-	21.454,3	645.807,6
10	PT Commonwealth Life	411,7	12.533,2	3.057,5	-	-	12.064,2	1.687,3	-	168.908,6	198.662,5
11	PT Asuransi Jiwa Generali Indonesia	45.764,9	348,3	-	-	-	1.621,6	41.672,5	-	812.700,8	902.108,1
12	PT Great Eastern Life Indonesia	16.840,8	214.430,6	14,8	-	-	244,6	70.580,9	-	144.686,5	446.798,1
13	PT Tokio Marine Life Insurance Indonesia	1.448,8	5.336,5	326,9	-	-	0,4	11.029,4	-	197.176,9	215.319,0
14	PT Asuransi Jiwa Manulife Indonesia	634.246,1	140.067,9	112.213,5	-	-	10.484,3	201.055,5	-	-	1.098.067,3
15	PT Prudential Life Assurance	167.776,3	11.572,5	3.051,7	-	-	22.944,4	281.581,9	-	5.337.928,2	5.824.855,0
16	PT Asuransi Jiwa Sinarmas MSIG	56.367,0	102.739,9	2.021,3	-	-	424,9	59.904,3	-	411.565,8	633.023,2
17	PT Sun Life Financial Indonesia	243.804,3	73.766,2	9.864,3	-	-	14.118,4	45.659,3	-	498.443,5	885.656,0
18	PT Zurich Topas Life	8.745,7	-	-	-	-	749,7	367,4	-	237.327,3	247.190,0
19	PT BNI Life Insurance	314.205,5	257.913,2	115.822,3	3.504,2	487,2	25.275,3	293.009,6	-	331.886,4	1.342.103,8
20	PT Asuransi Jiwa Sequis Life	32.387,7	150.389,6	48.428,6	-	-	278,2	653,8	-	543.581,7	775.719,7
21	PT Panin Dai-Chi Life	26.375,4	141.230,6	1.399,2	-	-	281,8	34,6	-	-	169.321,6
22	PT FWD Life Indonesia	8.560,5	-	-	-	-	219,0	41.485,8	-	104.967,5	155.232,8
23	PT Hanwha Life Insurance Indonesia	8.352,2	694,0	-	-	-	23,9	14.362,5	-	20.813,2	44.245,7
	JUMLAH / *SUBTOTAL*	**2.648.404,2**	**1.513.419,7**	**382.254,8**	**3.504,2**	**487,2**	**167.377,0**	**2.289.772,9**	**-**	**16.132.583,1**	**23.137.803,2**
	JUMLAH SELURUHNYA / *GRAND TOTAL*	**3.263.990,8**	**6.925.115,6**	**420.224,3**	**592.308,8**	**57.893,4**	**198.577,8**	**2.847.136,6**	**0,0**	**17.606.367,6**	**31.911.614,8**

Keterangan / *Notes* :

*) Tidak Menyampaikan Laporan / *Have Not Submitted Annual Report*

**) Pencabutan Izin Usaha / *Licenses Have Been Removed*

***) Pemberian Izin Usaha Baru / *New Lisences*

USAHA ASURANSI JIWA

LIFE INSURANCE BUSINESS

TABEL: 3.12.4/TABLE: 3.12.4

LAPORAN PREMI TAHUN 2017

PREMIUM REPORT YEAR 2017

Dalam Jutaan Rupiah / *In Million Rupiah*

	NAMA PERUSAHAAN *NAME OF COMPANIES*	UNSUR PREMI MURNI *NET PREMIUMS*	UNSUR PREMI LAINNYA *LOADING AND OTHER (ACTUAL)*	UNSUR PREMI LAINNYA *LOADING AND OTHER (ASSUMPTION)*	PREMI *GROSS PREMIUMS*
(1)	(2)	(3)	(4)	(5)	(6)
	PERUSAHAAN ASURANSI JIWA SWASTA NASIONAL				
	PRIVATE NATION LIFE INSURANCE COMPANIES				
1	PT Asuransi Jiwa Adisarana Wanaartha	6.830.933,2	3.635.421,4	3.638.513,4	10.466.354,6
2	PT Asuransi BRI Life	3.051.330,2	924.664,6	297.514,2	3.975.994,8
3	AJB Bumiputera 1912	-	-	-	-
4	PT Asuransi Jiwa Central Asia Raya	1.299.976,2	761.076,3	741.438,1	2.061.052,5
5	PT Equity Life Indonesia	608.370,0	111.075,8	217.057,3	719.445,8
6	PT Heksa Solution Insurance	-	-	-	-
7	PT Indolife Pensiontama	10.079.426,4	39.197,3	51.405,9	10.118.623,7
8	PT Asuransi Jiwa Inhealth Indonesia	1.468.902,3	389.093,4	389.093,4	1.857.995,7
9	PT Asuransi Jiwasraya (Persero)	20.041.690,8	1.873.451,6	1.921.168,3	21.915.142,4
10	PT Asuransi Jiwa Kresna	2.626,0	2.139.535,8	135.658,7	2.142.161,9
11	PT Asuransi Simas Jiwa	16.391.571,9	8.451,6	514.106,4	16.400.023,5
12	PT MNC Life Assurance	166.013,7	47.940,9	87.759,8	213.954,6
13	PT Pasaraya Life Insurance	-	-	-	-
14	PT Asuransi Jiwa Recapital	-	-	-	-
15	PT Asuransi Jiwa Sequis Financial	33.839,7	8.497,9	41.501,2	42.337,7
16	PT Asuransi Jiwa Tugu Mandiri	82.815,5	310.035,1	74.361,8	392.850,6
17	PT Asuransi Jiwa Mega Indonesia	250.538,7	314.311,4	261.057,5	564.850,2
18	PT Asuransi Jiwa Reliance	396.954,7	242,5	-	397.197,2
19	PT Central Asia Financial	11.135,9	25.767,0	26.113,3	36.902,9
20	PT Asuransi Jiwa Indosurya Sukses	596.470,8	25.267,2	32.811,1	621.738,0
21	PT Capital Life Indonesia	5.665.002,7	43.305,1	94.256,8	5.708.307,8
22	PT Asuransi Jiwa Taspen	439.526,9	55.768,3	55.768,3	495.295,2
23	PT Asuransi Jiwa Sinansari Indonesia	-	-	-	-
24	PT Asuransi Jiwa BCA	-	471.307,6	177.756,9	471.307,6
25	PT Lippo Life Assurance	14.686,8	14.686,8	8.363,2	29.373,5
26	PT Pacific Life Insurance	2.010,9	914,6	1,0	2.925,5
27	PT Asuransi Jiwa Bumiputera	-	-	-	-
28	PT Asuransi Jiwa Nasional	-	30.899,7	3.326,5	30.899,7
29	PT Victoria Alife Indonesia	25.778,8	144,2	85,8	25.923,0
30	PT Asuransi Ciputra Indonesia	3.938,6	2.012,2	4.691,4	5.950,8
31	PT Asuransi Jiwa Millenium	-	50,0	1,5	50,0
	JUMLAH / SUBTOTAL	**67.463.540,7**	**11.233.118,3**	**8.773.811,7**	**78.696.659,0**
	PERUSAHAAN ASURANSI JIWA PATUNGAN				
	JOINT VENTURE LIFE INSURANCE COMPANIES				
1	PT Chubb Life Insurance Indonesia	1.284.606,5	16.204,7	394.135,4	1.300.811,1
2	PT AIA Financial	9.964.545,6	244.213,8	4.640.706,0	10.208.759,4
3	PT Asuransi Allianz Life Indonesia	12.523.240,7	(1.291.498,7)	1.770.180,9	11.231.742,1
4	PT Astra Aviva Life	4.499.107,9	758.927,3	482.264,5	5.258.035,2
5	PT Avrist Assurance	467.066,8	(0,0)	87.639,3	467.066,8
6	PT AXA Financial Indonesia	869.844,6	304.216,4	550.029,1	1.174.061,1
7	PT AXA Life Indonesia	-	-	-	-
8	PT AXA Mandiri Financial Services	7.858.556,1	642.615,6	1.628.737,8	8.501.171,7
9	PT Asuransi CIGNA	554.905,7	624.353,3	645.807,6	1.179.259,0
10	PT Commonwealth Life	1.680.036,8	21.874,9	198.662,5	1.701.911,8
11	PT Asuransi Jiwa Generali Indonesia	3.099.843,3	89.407,3	902.108,1	3.189.250,6
12	PT Great Eastern Life Indonesia	1.102.391,5	145.436,7	446.798,1	1.247.828,2
13	PT Tokio Marine Life Insurance Indonesia	424.132,3	61.552,2	215.319,0	485.684,5
14	PT Asuransi Jiwa Manulife Indonesia	2.395.129,1	759.834,3	1.098.067,3	3.154.963,4
15	PT Prudential Life Assurance	25.073.873,7	64.901,8	5.824.855,0	25.138.775,5
16	PT Asuransi Jiwa Sinarmas MSIG	3.399.821,9	396.470,7	633.023,2	3.796.292,6
17	PT Sun Life Financial Indonesia	2.484.406,4	208.573,3	885.656,0	2.692.979,7
18	PT Zurich Topas Life	529.992,4	9.862,7	247.190,0	539.855,1
19	PT BNI Life Insurance	5.023.452,9	687.233,4	1.342.103,8	5.710.686,3
20	PT Asuransi Jiwa Sequis Life	2.687.075,3	576.729,8	775.719,7	3.263.805,1
21	PT Panin Dai-Chi Life	2.945.888,4	198.063,2	169.321,6	3.143.951,6
22	PT FWD Life Indonesia	59.067,3	716.607,8	155.232,8	775.675,1
23	PT Hanwha Life Insurance Indonesia	132.694,4	23.432,5	44.245,7	156.126,9
	JUMLAH / *SUBTOTAL*	**89.059.679,5**	**5.259.013,1**	**23.137.803,2**	**94.318.692,6**
	JUMLAH SELURUHNYA / *GRAND TOTAL*	**156.523.220,2**	**16.492.131,4**	**31.911.614,8**	**173.015.351,7**

Keterangan / *Notes* :

*) Tidak Menyampaikan Laporan */ Have Not Submitted Annual Report*

**) Pencabutan Izin Usaha */ Licenses Have Been Removed*

***) Pemberian Izin Usaha Baru */ New Lisences*

PERUSAHAAN ASURANSI JIWA

LIFE INSURANCE BUSINESS

TABEL: 3.13.1/TABLE: 3.13.1

CADANGAN PREMI PER 31 DESEMBER 2017

PREMIUM RESERVE AS AT DECEMBER 31, 2017

Dalam Jutaan Rupiah / *In Million Rupiah*

NO	NAMA PERUSAHAAN *NAME OF COMPANY*	US $*)	VALAS LAIN *OTHER CURRENCY*)*	RUPIAH *Rp ***)*	JUML. DLM. RP. *TOTAL Rp ***)*	CAD. PREMI TAHUN LALU *PREVIOUS PR. Rp ***)*	KENAIKAN *INCREASE Rp ***)*
(1)	(2)	(3)	(4)	(5)	(6)	(7)	(8)
	PERUSAHAAN ASURANSI JIWA SWASTA NASIONAL						
	PRIVATE NATION LIFE INSURANCE COMPANIES						
1	PT Asuransi Jiwa Adisarana Wanaartha	818.286	-	8.176.891	19.263.029	3.714.348	15.548.681
2	PT Asuransi BRI Life	0	-	5.452.164	5.452.165	3.712.042	1.740.123
3	AJB Bumiputera 1912	144.388	171.595	26.237.336	28.365.100	30.493.523	(2.128.423)
4	PT Asuransi Jiwa Central Asia Raya	10.218	-	3.367.716	3.506.147	2.913.978	592.169
5	PT Equity Life Indonesia	14.334	-	1.557.446	1.751.636	1.594.500	157.136
6	PT Heksa Solution Insurance	-	-	-	-	561.615	(561.615)
7	PT Indolife Pensiontama	86.377	-	17.388.262	18.558.496	14.988.141	3.570.356
8	PT Asuransi Jiwa Inhealth Indonesia	-	-	202.494	202.494	141.126	61.368
9	PT Asuransi Jiwasraya (Persero)	35.102	148.243	37.190.990	37.814.790	31.664.540	6.150.250
10	PT Asuransi Jiwa Kresna	0	-	6.670	6.670	379.474	(372.804)
11	PT Asuransi Simas Jiwa	21.689	-	19.887	313.731	12.210.539	(11.896.807)
12	PT MNC Life Assurance	128	-	212.973	214.702	224.253	(9.550)
13	PT Pasaraya Life Insurance	-	-	-	-	903	(903)
14	PT Asuransi Jiwa Recapital	-	-	-	-	-	-
15	PT Asuransi Jiwa Sequis Financial	2.164	-	203.764	233.087	214.110	18.977
16	PT Asuransi Jiwa Tugu Mandiri	104.180	-	899.838	2.311.272	248.054	2.063.217
17	PT Asuransi Jiwa Mega Indonesia	-	-	382.999	382.999	-	382.999
18	PT Asuransi Jiwa Reliance	-	-	358.406	358.406	601.540	(243.134)
19	PT Central Asia Financial	-	-	14.908	14.908	7.600	7.308
20	PT Asuransi Jiwa Indosurya Sukses	-	-	472.862	472.862	77.087	395.774
21	PT Capital Life Indonesia	5.714	-	4.619.451	4.696.862	2.100.927	2.595.935
22	PT Asuransi Jiwa Taspen	-	-	2.867.425	2.867.425	2.967.650	(100.225)
23	PT Asuransi Jiwa Sinansari Indonesia	-	-	0	0	2	(2)
24	PT Asuransi Jiwa BCA	-	-	233.238	233.238	102.708	130.530
25	PT Lippo Life Assurance	-	-	15.936	15.936	6.778	9.158
26	PT Pacific Life Insurance	-	-	2.914	2.914	-	2.914
27	PT Asuransi Jiwa Bumiputera	-	-	-	-	-	-
28	PT Asuransi Jiwa Nasional	-	-	24.843	24.843	-	24.843
29	PT Victoria Alife Indonesia	-	-	25.906	25.906	-	25.906
30	PT Asuransi Ciputra Indonesia	-	-	3.454	3.454	-	3.454
31	PT Asuransi Jiwa Millenium	-	-	34	34	-	34
	JUMLAH / SUBTOTAL	**1.242.579**	**319.838**	**109.938.805**	**127.093.106**	**108.925.439**	**18.167.668**
	PERUSAHAAN ASURANSI JIWA PATUNGAN						
	JOINT VENTURE LIFE INSURANCE COMPANIES						
1	PT Chubb Life Insurance Indonesia	198	-	1.846.941	1.849.620	96.097	1.753.523
2	PT AIA Financial	118.201	-	28.243.535	29.844.920	24.962.795	4.882.124
3	PT Asuransi Allianz Life Indonesia	122.562	-	23.273.540	24.934.015	22.147.946	2.786.069
4	PT Astra Aviva Life	46.692	-	3.009.984	3.642.567	2.456.845	1.185.722
5	PT Avrist Assurance	132.366	-	5.703.451	7.496.749	7.488.014	8.736
6	PT AXA Financial Indonesia	41.936	-	4.421.507	4.989.658	4.319.491	670.167
7	PT AXA Life Indonesia**	-	-	-	-	137.563	(137.563)
8	PT AXA Mandiri Financial Services	2.731	-	24.866.397	24.903.401	20.418.771	4.484.630
9	PT Asuransi CIGNA	344	-	721.279	725.944	788.063	(62.119)
10	PT Commonwealth Life	23.094	-	5.225.485	5.538.364	5.121.525	416.839
11	PT Asuransi Jiwa Generali Indonesia	-	-	4.807.391	4.807.391	3.704.621	1.102.771
12	PT Great Eastern Life Indonesia	50.136	-	2.097.896	2.777.133	2.162.445	614.688
13	PT Tokio Marine Life Insurance Indonesia	715	67	613.078	622.833	392.789	230.044
14	PT Asuransi Jiwa Manulife Indonesia	365.306	-	25.893.170	30.842.333	29.434.652	1.407.681
15	PT Prudential Life Assurance	190.057	-	57.542.907	60.117.801	49.156.101	10.961.700
16	PT Asuransi Jiwa Sinarmas MSIG	75.029	18	5.522.781	6.539.299	7.393.169	(853.870)
17	PT Sun Life Financial Indonesia	4.877.948	-	7.772.006	73.858.445	7.261.630	66.596.815
18	PT Zurich Topas Life	-	-	476.112	476.112	266.093	210.018
19	PT BNI Life Insurance	4.751	-	9.725.912	9.790.274	7.384.292	2.405.982
20	PT Asuransi Jiwa Sequis Life	147.919	-	9.478.821	11.482.821	10.020.381	1.462.440
21	PT Panin Dai-Chi Life	17.919	-	3.561.610	3.804.383	3.997.739	(193.356)
22	PT FWD Life Indonesia	29	-	490.592	490.983	89.160	401.823
23	PT Hanwha Life Insurance Indonesia	-	-	170.396	170.396	170.700	(304)
	JUMLAH / SUBTOTAL	**6.217.934**	**85**	**225.464.791**	**309.705.442**	**209.370.882**	**100.334.560**
	JUMLAH SELURUHNYA / GRAND TOTAL	**7.460.513**	**319.923**	**335.403.597**	**436.798.548**	**318.296.321**	**118.502.228**

Keterangan / *Notes* :

*) Tidak Menyampaikan Laporan / *Have Not Submitted Annual Report*

**) Pencabutan Izin Usaha / *Licenses Have Been Removed*

***) Pemberian Izin Usaha Baru / *New Lisences*

PERUSAHAAN ASURANSI JIWA

LIFE INSURANCE BUSINESS

TABEL: 3.13.2/TABLE: 3.13.2

CADANGAN ATAS PREMI YANG BELUM MERUPAKAN PENDAPATAN (CAPYBMP) 2017

UNEARNED PREMIUM RESERVE (UPR) 2016 - Per 31 Desember 2016 / Year ended December 31, 2017

) Dlm. Ribuan *) Dlm. Jutaan Rupiah*

NO	NAMA PERUSAHAAN *NAME OF COMPANY*	US $*)	VALAS LAIN *OTHER CURRENCY*)*	RUPIAH *Rp ***)*	JUML. DLM. RP. *TOTAL Rp ***)*	CAD. PREMI TAHUN LALU *PREVIOUS PR. Rp ***)*	KENAIKAN *INCREASE Rp ***)*
(1)	(2)	(3)	(4)	(5)	(6)	(7)	(8)
	PERUSAHAAN ASURANSI JIWA SWASTA NASIONAL						
	PRIVATE NATION LIFE INSURANCE COMPANIES						
1	PT Asuransi Jiwa Adisarana Wanaartha	-	-	23.544	23.544	16.159	7.385
2	PT Asuransi BRI Life	-	-	139.773	139.773	111.468	28.304
3	AJB Bumiputera 1912	2	-	11.635	11.665	20.507	(8.842)
4	PT Asuransi Jiwa Central Asia Raya	-	-	71.854	71.854	54.124	17.729
5	PT Equity Life Indonesia	292	-	50.428	54.384	47.751	6.633
6	PT Heksa Solution Insurance	-	-	-	-	112	(112)
7	PT Indolife Pensiontama	-	-	766	766	465	300
8	PT Asuransi Jiwa Inhealth Indonesia	-	-	-	-	208.897	(208.897)
9	PT Asuransi Jiwasraya (Persero)	-	-	39.980	39.980	35.371	4.609
10	PT Asuransi Jiwa Kresna	-	-	2.141.175	2.141.175	829	2.140.346
11	PT Asuransi Simas Jiwa	11	-	-	150	2.716	(2.566)
12	PT MNC Life Assurance	-	-	45.119	45.119	32.941	12.178
13	PT Pasaraya Life Insurance	-	-	-	-	-	-
14	PT Asuransi Jiwa Recapital	-	-	-	-	-	-
15	PT Asuransi Jiwa Sequis Financial	68	-	2.340	3.259	10.244	(6.985)
16	PT Asuransi Jiwa Tugu Mandiri	0	-	15.493	15.494	9.829	5.665
17	PT Asuransi Jiwa Mega Indonesia	-	-	5.422	5.422	6.154	(733)
18	PT Asuransi Jiwa Reliance	-	-	-	-	11.109	(11.109)
19	PT Central Asia Financial	-	-	1.976	1.976	1.242	734
20	PT Asuransi Jiwa Indosurya Sukses	-	-	2.112	2.112	4.347	(2.236)
21	PT Capital Life Indonesia	-	-	172	172	37	135
22	PT Asuransi Jiwa Taspen	-	-	1.180	1.180	-	1.180
23	PT Asuransi Jiwa Sinansari Indonesia	-	-	-	-	-	-
24	PT Asuransi Jiwa BCA	-	-	19.570	19.570	20.464	(894)
25	PT Lippo Life Assurance	-	-	2.247	2.247	1.326	921
26	PT Pacific Life Insurance	-	-	15	15	-	15
27	PT Asuransi Jiwa Bumiputera	-	-	-	-	-	-
28	PT Asuransi Jiwa Nasional	-	-	1.195	1.195	-	1.195
29	PT Victoria Alife Indonesia	-	-	108	108	-	108
30	PT Asuransi Ciputra Indonesia	-	-	351	351	-	351
31	PT Asuransi Jiwa Millenium	-	-	-	-	-	-
	JUMLAH / SUBTOTAL	**373**	**-**	**2.576.453**	**2.581.509**	**596.092**	**1.985.417**
	PERUSAHAAN ASURANSI JIWA PATUNGAN						
	JOINT VENTURE LIFE INSURANCE COMPANIES						
1	PT Chubb Life Insurance Indonesia	0	-	11.641	11.641	10.021	1.620
2	PT AIA Financial	1.846	-	575.477	600.488	477.840	122.648
3	PT Asuransi Allianz Life Indonesia	274	-	156.436	160.149	254.426	(94.277)
4	PT Astra Aviva Life	45	-	87.673	88.286	64.696	23.590
5	PT Avrist Assurance	58	-	80.870	81.650	78.383	3.267
6	PT AXA Financial Indonesia	85	-	131.972	133.118	119.850	13.268
7	PT AXA Life Indonesia**	-	-	-	-	474	(474)
8	PT AXA Mandiri Financial Services	30	-	147.780	148.185	131.394	16.792
9	PT Asuransi CIGNA	45	-	40.389	40.999	41.384	(386)
10	PT Commonwealth Life	93	-	40.449	41.712	146.693	(104.981)
11	PT Asuransi Jiwa Generali Indonesia	5	-	159.909	159.971	133.998	25.973
12	PT Great Eastern Life Indonesia	108	-	16.154	17.616	10.745	6.871
13	PT Tokio Marine Life Insurance Indonesia	0	-	29.540	29.541	18.109	11.432
14	PT Asuransi Jiwa Manulife Indonesia	810	-	268.692	279.670	285.190	(5.520)
15	PT Prudential Life Assurance	156	-	394.699	396.808	491.008	(94.200)
16	PT Asuransi Jiwa Sinarmas MSIG	13	-	42.374	42.543	45.422	(2.879)
17	PT Sun Life Financial Indonesia	17	-	24.956	25.190	62.563	(37.373)
18	PT Zurich Topas Life	-	-	12.078	12.078	8	12.070
19	PT BNI Life Insurance	1	-	224.740	224.752	140.479	84.273
20	PT Asuransi Jiwa Sequis Life	110	-	237.725	239.211	205.497	33.713
21	PT Panin Dai-Chi Life	17	-	18.494	18.731	14.459	4.272
22	PT FWD Life Indonesia	163	-	63.756	65.958	34.101	31.857
23	PT Hanwha Life Insurance Indonesia	-	-	17.013	17.013	23.387	(6.374)
	JUMLAH / SUBTOTAL	**3.875**	**-**	**2.782.816**	**2.835.310**	**2.790.128**	**45.182**
	JUMLAH SELURUHNYA / GRAND TOTAL	**4.248**	**-**	**5.359.269**	**5.416.819**	**3.386.220**	**2.030.599**

Keterangan / *Notes* :

*) Tidak Menyampaikan Laporan */ Have Not Submitted Annual Report*

**) Pencabutan Izin Usaha */ Licenses Have Been Removed*

***) Pemberian Izin Usaha Baru */ New Lisences*

USAHA ASURANSI JIWA
LIFE INSURANCE BUSINESS

TABEL : 3.14 */ TABLE : 3.14*
JUMLAH TERTANGGUNG DAN UANG PERTANGGUNGAN TAHUN 2013 - 2017
NUMBER OF INSUREDS AND SUM INSUREDS YEARS 2013- 2017

Cabang Asuransi *Plan*	2013		2014		2015		2016		2017	
	Jumlah Tertanggung *Number of Insured*	J U P #) *Sum Insured* (Rp M /B)	Jumlah Tertanggung *Number of Insured*	J U P #) *Sum Insured* (Rp M /B)	Jumlah Tertanggung *Number of Insured*	J U P #) *Sum Insured* (Rp M /B)	Jumlah Tertanggung *Number of Insured*	J U P #) *Sum Insured* (Rp M /B)	Jumlah Tertanggung *Number of Insured*	J U P #) *Sum Insured* (Rp M /B)
Kematian *) *Term Insurance*	30.612.264	1.484.867.908	31.080.777	1.438.847.228	35.661.470	1.754.592.423	27.199.828	2.015.003.020	29.818.495	2.010.114.709
Dwiguna **) *Endowment*	3.789.145	86.584.964	3.829.591	125.711.110	3.618.704	140.209.374	3.859.690	165.227.882	2.097.022	296.680.666
Seumur Hidup *)** *Whole life*	483.136	78.633.959	424.154	79.108.742	627.537	88.169.078	650.465	81.996.199	663.921	88.632.385
Anuitas Umum *Annuity*	254.191	4.989.496	220.527	2.464.922	199.096	2.668.632	235.681	6.648.659	194.808	4.145.651
Anuitas Dana Pensiun *Pension Annuity*	35.736	300.540	32.765	399.951	33.505	655.649	36.007	605.744	46.969	427.380
Kecelakaan Diri *Personal Accident*	3.165.328	430.589.332	4.005.270	500.507.403	4.192.086	644.965.150	3.999.428	466.294.457	4.053.643	511.603.439
Kesehatan *Health*	6.476.573	76.582.528	7.659.139	191.027.647	5.044.626	204.301.293	4.534.211	247.455.993	6.046.420	163.130.012
Produk Non-Tradisional *Non-Traditional Products (Invesment Linked Product)*	4.960.547	639.282.380	5.162.320	647.934.006	5.966.232	833.914.817	6.311.883	916.664.498	6.760.320	995.246.625
Produk Lain **)** *Other Products*	35.738	2.417.639	373.640	7.477.799	409.807	11.885.959	113.660	1.732.653	-	-
Jumlah *Total*	**49.812.658**	**2.804.248.747**	**52.788.183**	**2.993.478.809**	**55.753.062**	**3.681.362.374**	**46.940.853**	**3.901.629.105**	**49.681.598**	**4.069.980.867**

) J U P : Jumlah Uang Pertanggungan

*) Terdiri dari Ekawarsa dan Kematian Berjangka selain Ekawarsa *(Term Insurance including One Year Term)*

**) Terdiri dari Dwiguna dan Dwiguna Kombinasi *(Consists of Endowment and Combined Endowment)*

***) Terdiri dari Seumur Hidup dan Seumur Hidup Kombinasi *(Consist of Whole Life and Combined Whole Life)*

****) Terdapat Klasifikasi Produk Lain Sejak Tahun 2017 *(There is Other Products Classification Since 2017)*

PERUSAHAAN ASURANSI JIWA
LIFE INSURANCE BUSINESS

TABEL : 3.15 */ TABLE : 3.15*
PORTOFOLIO PER 31 DESEMBER 2017
PORTFOLIO AS AT DECEMBER 31, 2017
Cabang Asuransi : Semua Cabang
Plan : All Plans

****) Dlm. jutaan rupiah*
****) In million rupiah*

NO.	NAMA PERUSAHAAN / *NAME OF COMPANY*	PERT/PERORANGAN / *INDIVIDUAL*		PERT/KUMPULAN / *GROUP*		JUMLAH / *TOTAL*	
		Jumlah Polis / *No Of Policies*	Jml. Uang Pert*** / *Sum Insured*	Jumlah Peserta / *No. Insured*	Jml. Uang Pert*** / *Sum Insured*	Polis/Peserta / *Policies/Insured*	Jml. Uang Pert*** / *Sum Insured*
(1)	(2)	(3)	(4)	(5)	(6)	(7)	(8)
	PERUSAHAAN ASURANSI JIWA SWASTA NASIONAL / *PRIVATE NATIONAL LIFE INSURANCE COMPANIES*						
1	PT Asuransi Jiwa Adisarana Wanaartha	26.709	8.669.908	2.846.039	34.475	2.872.748	8.704.383
2	PT Asuransi BRI Life	216.213	12.586.239	8.216.587	292.341.364	8.432.800	304.927.603
3	AJB Bumiputera 1912	-	-	1.665.029	58.414.533	1.665.029	58.414.533
4	PT Asuransi Jiwa Central Asia Raya	500.496	17.408.326	546.918	32.045.951	1.047.414	49.454.277
5	PT Equity Life Indonesia	57.123	6.684.562	699.484	51.769.423	756.607	58.453.985
6	PT Heksa Solution Insurance	-	-	-	-	-	-
7	PT Indolife Pensiontama	69.868	26.611.584	31.576	303.221	101.444	26.914.805
8	PT Asuransi Jiwa Inhealth Indonesia	-	-	1.208	59.453.921	1.208	59.453.921
9	PT Asuransi Jiwasraya (Persero)	381.115	45.715.392	5.640.570	277.232.954	6.021.685	322.948.346
10	PT Asuransi Jiwa Kresna	3.329	1.783.310	69.074	2.143.538	72.403	3.926.847
11	PT Asuransi Simas Jiwa	33.026	1.070.478	225.747	26.598.311	258.773	27.668.789
12	PT MNC Life Assurance	35.511	1.753.232	514.673	17.249.610	550.184	19.002.842
13	PT Pasaraya Life Insurance	-	-	-	-	-	-
14	PT Asuransi Jiwa Recapital	-	-	89	-	89	-
15	PT Asuransi Jiwa Sequis Financial	5.260	439.781	68.598	3.347.334	73.858	3.787.116
16	PT Asuransi Jiwa Tugu Mandiri	40.172	1.029.325	75.858	5.808.043	116.030	6.837.368
17	PT Asuransi Jiwa Mega Indonesia	18.580	3.611.177	376.721	4.762.255	395.301	8.373.432
18	PT Asuransi Jiwa Reliance	-	-	2.433.961	136.288.241	2.433.961	136.288.241
19	PT Central Asia Financial	12.736	324.710	-	-	12.736	324.710
20	PT Asuransi Jiwa Indosurya Sukses	1.002	85.689	149.870	5.679.923	150.872	5.765.613
21	PT Capital Life Indonesia	6.268	2.365.538	41.430	901.662	47.698	3.267.200
22	PT Asuransi Jiwa Taspen	200	9.525	465.889	15.011.909	466.089	15.021.433
23	PT Asuransi Jiwa Sinansari Indonesia	-	-	39	2.553	39	2.553
24	PT Asuransi Jiwa BCA	19.996	3.594.447	391.163	46.967.740	411.159	50.562.187
25	PT Lippo Life Assurance	-	-	36.224	5.480.250	36.224	5.480.250
26	PT Pacific Life Insurance	7	305	67	31.200	74	31.505
27	PT Asuransi Jiwa Bumiputera	-	-	-	-	-	-
28	PT Asuransi Jiwa Nasional	-	-	88.447	5.816.797	88.447	5.816.797
29	PT Victoria Alife Indonesia	76	26.136	5.244	2.053.321	5.320	2.079.457
30	PT Asuransi Ciputra Indonesia	1.140	426	4.594	1.340.426	5.734	1.340.852
31	PT Asuransi Jiwa Millenium	5	-	-	-	5	-
	JUMLAH / *SUB TOTAL*	**1.428.832**	**133.770.090**	**24.595.099**	**1.051.078.954**	**26.023.931**	**1.184.849.044**
	PERUSAHAAN ASURANSI JIWA PATUNGAN / *JOINT VENTURE LIFE INSURANCE COMPANIES*						
1	PT Chubb Life Insurance Indonesia	271.820	26.605.741	127.715	2.782.178	399.535	29.387.918
2	PT AIA Financial	641.195	254.120.336	435.896	90.296.699	1.077.091	344.417.036
3	PT Asuransi Allianz Life Indonesia	572.683	160.864.688	2.047.104	67.975.025	2.619.787	228.839.713
4	PT Astra Aviva Life	120.321	9.597.213	1.165.667	102.775.953	1.285.988	112.373.166
5	PT Avrist Assurance	129.421	14.386.756	914.733	42.445.100	1.044.154	56.831.856
6	PT AXA Financial Indonesia	232.030	30.292.378	326.800	11.635.119	558.830	41.927.497
7	PT AXA Life Indonesia	-	-	-	-	-	-
8	PT AXA Mandiri Financial Services	1.363.092	81.709.422	2.415.774	120.685.133	3.778.866	202.394.555
9	PT Asuransi CIGNA	1.929.813	220.112.910	-	-	1.929.813	220.112.910
10	PT Commonwealth Life	225.721	47.861.229	204.521	40.886.852	430.242	88.748.080
11	PT Asuransi Jiwa Generali Indonesia	103.778	27.757.684	283.516	40.593.933	387.294	68.351.617
12	PT Great Eastern Life Indonesia	29.694	14.475.092	38.858	931.555	68.552	15.406.647
13	PT Tokio Marine Life Insurance Indonesia	23.482	5.197.496	47.534	1.432.667	71.016	6.630.163
14	PT Asuransi Jiwa Manulife Indonesia	1.180.591	161.969.126	742.474	43.958.875	1.923.065	205.928.002
15	PT Prudential Life Assurance	2.828.495	817.888.566	307.635	9.347.112	3.136.130	827.235.678
16	PT Asuransi Jiwa Sinarmas MSIG	160.230	10.945.316	677.184	57.968.198	837.414	68.913.514
17	PT Sun Life Financial Indonesia	275.972	47.852.766	714.560	46.964.182	990.532	94.816.949
18	PT Zurich Topas Life	47.420	18.380.054	7.430	898.876	54.850	19.278.930
19	PT BNI Life Insurance	419.535	52.249.362	1.470.339	55.662.656	1.889.874	107.912.018
20	PT Asuransi Jiwa Sequis Life	282.452	49.131.288	130.744	9.945.472	413.196	59.076.760
21	PT Panin Dai-Chi Life	139.952	34.162.826	102.079	15.553.289	242.031	49.716.114
22	PT FWD Life Indonesia	10.853	2.927.109	273.848	14.157.249	284.701	17.084.359
23	PT Hanwha Life Insurance Indonesia	5.846	3.133.640	228.860	16.614.703	234.706	19.748.343
	JUMLAH / *SUB TOTAL*	**10.994.396**	**2.091.620.997**	**12.663.271**	**793.510.826**	**23.657.667**	**2.885.131.823**
	JUMLAH SELURUHNYA / *GRAND TOTAL*	**12.423.228**	**2.225.391.087**	**37.258.370**	**1.844.589.780**	**49.681.598**	**4.069.980.867**

Keterangan / *Notes* :
*) Tidak Menyampaikan Laporan */ Have Not Submitted Annual Report*
**) Pencabutan Izin Usaha */ Licenses Have Been Removed*
***) Pemberian Izin Usaha Baru */ New Lisences*

PERUSAHAAN ASURANSI JIWA
LIFE INSURANCE BUSINESS

TABEL : 3.15.1 */ TABLE : 3.15.1*
PORTOFOLIO PER 31 DESEMBER 2017
PORTFOLIO AS AT DECEMBER 31, 2017
Cabang Asuransi : Kematian Berjangka
Plan : Term Insurance

***) Dlm. jutaan rupiah
***) *In million rupiah*

NO.	NAMA PERUSAHAAN *NAME OF COMPANY*	PERT/PERORANGAN *INDIVIDUAL*		PERT/KUMPULAN *GROUP*		JUMLAH *TOTAL*	
		Jumlah Polis *No Of Policies*	Jml. Uang Pert***) *Sum Insured*	Jumlah Peserta *No. Insured*	Jml. Uang Pert***) *Sum Insured*	Polis/Peserta *Policies/Insured*	Jml. Uang Pert***) *Sum Insured*
(1)	(2)	(3)	(4)	(5)	(6)	(7)	(8)
	PERUSAHAAN ASURANSI JIWA SWASTA NASIONAL *PRIVATE NATIONAL LIFE INSURANCE COMPANIES*						
1	PT Asuransi Jiwa Adisarana Wanaartha	1.468	18.492	114.927	-	116.395	18.492
2	PT Asuransi BRI Life	13.931	262.767	4.091.994	210.315.691	4.105.925	210.578.457
3	AJB Bumiputera 1912	-	-	1.468.614	56.203.118	1.468.614	56.203.118
4	PT Asuransi Jiwa Central Asia Raya	901	51.847	117.897	17.328.121	118.798	17.379.967
5	PT Equity Life Indonesia	1.639	63.634	570.857	17.329.751	572.496	17.393.385
6	PT Heksa Solution Insurance	-	-	-	-	-	-
7	PT Indolife Pensiontama	479	53.968	-	-	479	53.968
8	PT Asuransi Jiwa Inhealth Indonesia	-	-	51	52.503.357	51	52.503.357
9	PT Asuransi Jiwasraya (Persero)	107	44.615	3.947.724	248.320.418	3.947.831	248.365.033
10	PT Asuransi Jiwa Kresna	-	-	50.597	1.887.257	50.597	1.887.257
11	PT Asuransi Simas Jiwa	-	-	220.866	26.097.695	220.866	26.097.695
12	PT MNC Life Assurance	-	-	24.199	6.430.069	24.199	6.430.069
13	PT Pasaraya Life Insurance	-	-	-	-	-	-
14	PT Asuransi Jiwa Recapital	-	-	-	-	-	-
15	PT Asuransi Jiwa Sequis Financial	2.337	185.514	10.606	886.210	12.943	1.071.723
16	PT Asuransi Jiwa Tugu Mandiri	2	84	31.328	3.689.379	31.330	3.689.463
17	PT Asuransi Jiwa Mega Indonesia	-	-	2.418	1.003.438	2.418	1.003.438
18	PT Asuransi Jiwa Reliance	-	-	2.551.990	138.190.645	2.551.990	138.190.645
19	PT Central Asia Financial	26	1.800	-	-	26	1.800
20	PT Asuransi Jiwa Indosurya Sukses	78	13.801	144.104	5.089.442	144.182	5.103.244
21	PT Capital Life Indonesia	112	31.523	38.380	823.670	38.492	855.193
22	PT Asuransi Jiwa Taspen	-	-	67.912	8.515.759	67.912	8.515.759
23	PT Asuransi Jiwa Sinansari Indonesia	-	-	39	2.553	39	2.553
24	PT Asuransi Jiwa BCA	9.477	41.399	313.261	39.865.287	322.738	39.906.685
25	PT Lippo Life Assurance	-	-	20.491	2.827.130	20.491	2.827.130
26	PT Pacific Life Insurance	-	-	-	-	-	-
27	PT Asuransi Jiwa Bumiputera	-	-	-	-	-	-
28	PT Asuransi Jiwa Nasional	-	-	83.384	4.976.422	83.384	4.976.422
29	PT Victoria Alife Indonesia	-	-	-	-	-	-
30	PT Asuransi Ciputra Indonesia	-	-	1.505	322.631	1.505	322.631
31	PT Asuransi Jiwa Millenium	-	-	-	-	-	-
	JUMLAH / *SUB TOTAL*	**30.557**	**769.443**	**13.873.144**	**842.608.043**	**13.903.701**	**843.377.485**
	PERUSAHAAN ASURANSI JIWA PATUNGAN *JOINT VENTURE LIFE INSURANCE COMPANIES*						
1	PT Chubb Life Insurance Indonesia	-	-	108.455	2.167.023	108.455	2.167.023
2	PT AIA Financial	1.118	135.325.645	247.253	55.060.458	248.371	190.386.104
3	PT Asuransi Allianz Life Indonesia	918	112.345	537.196	38.240.751	538.114	38.353.095
4	PT Astra Aviva Life	1.447	213.805	167.608	34.271.950	169.055	34.485.755
5	PT Avrist Assurance	291	30.306	338.347	14.597.854	338.638	14.628.161
6	PT AXA Financial Indonesia	64.363	4.461.824	2.981	251.051	67.344	4.712.874
7	PT AXA Life Indonesia	-	-	-	-	-	-
8	PT AXA Mandiri Financial Services	255.326	16.166.680	1.956.794	119.173.598	2.212.120	135.340.278
9	PT Asuransi CIGNA	659.125	156.690.379	-	-	659.125	156.690.379
10	PT Commonwealth Life	305	253.010	191.431	40.092.532	191.736	40.345.542
11	PT Asuransi Jiwa Generali Indonesia	-	-	83.027	4.930.618	83.027	4.930.618
12	PT Great Eastern Life Indonesia	6.854	5.543.727	-	-	6.854	5.543.727
13	PT Tokio Marine Life Insurance Indonesia	189	38.640	5.262	756.025	5.451	794.665
14	PT Asuransi Jiwa Manulife Indonesia	163.592	31.475.183	332.440	689.475	496.032	32.164.658
15	PT Prudential Life Assurance	17.213	1.968.485	267.933	4.679.346	285.146	6.647.831
16	PT Asuransi Jiwa Sinarmas MSIG	55.802	668.407	549.260	56.751.381	605.062	57.419.788
17	PT Sun Life Financial Indonesia	3.349	1.738.435	145.769	21.433.498	149.118	23.171.933
18	PT Zurich Topas Life	12.763	1.863.667	7.430	898.876	20.193	2.762.543
19	PT BNI Life Insurance	26.087	1.325.178	621.241	47.209.767	647.328	48.534.945
20	PT Asuransi Jiwa Sequis Life	113	66.683	119.094	9.726.835	119.207	9.793.517
21	PT Panin Dai-Chi Life	3.039	707.373	52.814	14.701.985	55.853	15.409.359
22	PT FWD Life Indonesia	735	82.951	273.516	5.498.119	274.251	5.581.070
23	PT Hanwha Life Insurance Indonesia	-	-	179.403	16.285.929	179.403	16.285.929
	JUMLAH / *SUB TOTAL*	**1.272.629**	**358.732.722**	**6.187.254**	**487.417.073**	**7.459.883**	**846.149.795**
	JUMLAH SELURUHNYA / *GRAND TOTAL*	**1.303.186**	**359.502.165**	**20.060.398**	**1.330.025.116**	**21.363.584**	**1.689.527.281**

Keterangan */ Notes* :
*) Tidak Menyampaikan Laporan */ Have Not Submitted Annual Report*
**) Pencabutan Izin Usaha */ Licenses Have Been Removed*
***) Pemberian Izin Usaha Baru */ New Lisences*

PERUSAHAAN ASURANSI JIWA
LIFE INSURANCE BUSINESS

TABEL : 3.15.1A / *TABLE : 3.15.1A*
PORTOFOLIO PER 31 DESEMBER 2017
PORTFOLIO AS AT DECEMBER 31, 2017
Cabang Asuransi : Ekawarsa
Plan : Ekawarsa

***) Dlm. jutaan rupiah
***) *In million rupiah*

NO.	NAMA PERUSAHAAN *NAME OF COMPANY*	PERT/PERORANGAN *INDIVIDUAL*		PERT/KUMPULAN *GROUP*		JUMLAH *TOTAL*	
		Jumlah Polis *No Of Policies*	Jml. Uang Pert***) *Sum Insured*	Jumlah Peserta *No. Insured*	Jml. Uang Pert***) *Sum Insured*	Polis/Peserta *Policies/Insured*	Jml. Uang Pert***) *Sum Insured*
(1)	(2)	(3)	(4)	(5)	(6)	(7)	(8)
	PERUSAHAAN ASURANSI JIWA SWASTA NASIONAL *PRIVATE NATIONAL LIFE INSURANCE COMPANIES*						
1	PT Asuransi Jiwa Adisarana Wanaartha	109	2.014	2.706.127	13.953	2.706.236	15.967
2	PT Asuransi BRI Life	22.941	1.413.601	127.715	264.305	150.656	1.677.906
3	AJB Bumiputera 1912	-	-	9.975	1.867.107	9.975	1.867.107
4	PT Asuransi Jiwa Central Asia Raya	273	34.983	66.887	4.065.887	67.160	4.100.870
5	PT Equity Life Indonesia	385	33.794	36.394	3.566.106	36.779	3.599.900
6	PT Heksa Solution Insurance	-	-	-	-	-	-
7	PT Indolife Pensiontama	1	846	31.576	303.221	31.577	304.067
8	PT Asuransi Jiwa Inhealth Indonesia	-	-	288	4.188.683	288	4.188.683
9	PT Asuransi Jiwasraya (Persero)	-	-	384.025	7.512.619	384.025	7.512.619
10	PT Asuransi Jiwa Kresna	-	-	1.900	2.084	1.900	2.084
11	PT Asuransi Simas Jiwa	579	30.030	4.473	498.146	5.052	528.176
12	PT MNC Life Assurance	1	300	9.763	1.683.844	9.764	1.684.144
13	PT Pasaraya Life Insurance	-	-	-	-	-	-
14	PT Asuransi Jiwa Recapital	-	-	-	-	-	-
15	PT Asuransi Jiwa Sequis Financial	1	500	14.536	2.449.832	14.537	2.450.332
16	PT Asuransi Jiwa Tugu Mandiri	-	-	2.987	550.333	2.987	550.333
17	PT Asuransi Jiwa Mega Indonesia	-	-	374.303	3.758.817	374.303	3.758.817
18	PT Asuransi Jiwa Reliance	-	-	(118.598)	(1.917.495)	(118.598)	(1.917.495)
19	PT Central Asia Financial	190	19.620	-	-	190	19.620
20	PT Asuransi Jiwa Indosurya Sukses	-	-	1.949	149.460	1.949	149.460
21	PT Capital Life Indonesia	105	525	1.284	21.738	1.389	22.263
22	PT Asuransi Jiwa Taspen	-	-	23.079	2.078.063	23.079	2.078.063
23	PT Asuransi Jiwa Sinansari Indonesia	-	-	-	-	-	-
24	PT Asuransi Jiwa BCA	-	-	193	83.800	193	83.800
25	PT Lippo Life Assurance	-	-	15.733	2.653.119	15.733	2.653.119
26	PT Pacific Life Insurance	-	-	67	31.200	67	31.200
27	PT Asuransi Jiwa Bumiputera	-	-	-	-	-	-
28	PT Asuransi Jiwa Nasional	-	-	5.063	840.375	5.063	840.375
29	PT Victoria Alife Indonesia	1	1.000	14	238	15	1.238
30	PT Asuransi Ciputra Indonesia	-	-	-	-	-	-
31	PT Asuransi Jiwa Millenium	-	-	-	-	-	-
	JUMLAH / *SUB TOTAL*	**24.586**	**1.537.213**	**3.699.733**	**34.665.434**	**3.724.319**	**36.202.647**
	PERUSAHAAN ASURANSI JIWA PATUNGAN *JOINT VENTURE LIFE INSURANCE COMPANIES*						
1	PT Chubb Life Insurance Indonesia	6.609	927.853	11.185	602.850	17.794	1.530.703
2	PT AIA Financial	-	0	81.999	27.196.934	81.999	27.196.934
3	PT Asuransi Allianz Life Indonesia	2.458	4.550	1.205.378	19.192.052	1.207.836	19.196.602
4	PT Astra Aviva Life	51	12	492.853	46.936.876	492.904	46.936.888
5	PT Avrist Assurance	223	4.279	238.736	15.800.444	238.959	15.804.723
6	PT AXA Financial Indonesia	-	-	5.832	1.160.788	5.832	1.160.788
7	PT AXA Life Indonesia	-	-	-	-	-	-
8	PT AXA Mandiri Financial Services	7.019	35.095	438.641	1.457.875	445.660	1.492.970
9	PT Asuransi CIGNA	910.637	11.999.344	-	-	910.637	11.999.344
10	PT Commonwealth Life	56	52.974	12.381	788.879	12.437	841.853
11	PT Asuransi Jiwa Generali Indonesia	-	-	54.740	16.032.799	54.740	16.032.799
12	PT Great Eastern Life Indonesia	-	1.236	1.803	521.021	1.803	522.257
13	PT Tokio Marine Life Insurance Indonesia	-	-	465	324.590	465	324.590
14	PT Asuransi Jiwa Manulife Indonesia	103.226	9.850.751	121.769	19.575.558	224.995	29.426.309
15	PT Prudential Life Assurance	-	74.484.146	2.666	1.493.683	2.666	75.977.829
16	PT Asuransi Jiwa Sinarmas MSIG	552	3.947	24.780	893.814	25.332	897.761
17	PT Sun Life Financial Indonesia	5.428	2.104.000	435.693	19.174.760	441.121	21.278.760
18	PT Zurich Topas Life	2.744	6.860	-	-	2.744	6.860
19	PT BNI Life Insurance	3.524	185.921	495.692	5.327.677	499.216	5.513.598
20	PT Asuransi Jiwa Sequis Life	126	27.100	11.650	218.637	11.776	245.737
21	PT Panin Dai-Chi Life	1.470	300.282	48.128	707.968	49.598	1.008.250
22	PT FWD Life Indonesia	-	-	62	6.774.812	62	6.774.812
23	PT Hanwha Life Insurance Indonesia	-	-	2.015	214.414	2.015	214.414
	JUMLAH / *SUB TOTAL*	**1.044.123**	**99.988.350**	**3.686.468**	**184.396.431**	**4.730.591**	**284.384.781**
	JUMLAH SELURUHNYA / *GRAND TOTAL*	**1.068.709**	**101.525.563**	**7.386.202**	**219.061.866**	**8.454.911**	**320.587.428**

Keterangan / *Notes* :
*) Tidak Menyampaikan Laporan / *Have Not Submitted Annual Report*
**) Pencabutan Izin Usaha / *Licenses Have Been Removed*
***) Pemberian Izin Usaha Baru / *New Lisences*

PERUSAHAAN ASURANSI JIWA
LIFE INSURANCE BUSINESS

TABEL : 3.15.2 */ TABLE : 3.15.2*
PORTOFOLIO PER 31 DESEMBER 2017
PORTFOLIO AS AT DECEMBER 31, 2017
Cabang Asuransi : Dwiguna
Plan : Endowment

***) Dlm. jutaan rupiah
***) *In million rupiah*

NO.	NAMA PERUSAHAAN *NAME OF COMPANY*	PERT/PERORANGAN *INDIVIDUAL*		PERT/KUMPULAN *GROUP*		JUMLAH *TOTAL*	
		Jumlah Polis *No Of Policies*	Jml. Uang Pert***) *Sum Insured*	Jumlah Peserta *No. Insured*	Jml. Uang Pert***) *Sum Insured*	Polis/Peserta *Policies/Insured*	Jml. Uang Pert***) *Sum Insured*
(1)	(2)	(3)	(4)	(5)	(6)	(7)	(8)
	PERUSAHAAN ASURANSI JIWA SWASTA NASIONAL *PRIVATE NATIONAL LIFE INSURANCE COMPANIES*						
1	PT Asuransi Jiwa Adisarana Wanaartha	355	16.001	-	-	355	16.001
2	PT Asuransi BRI Life	35.148	486.586	6.396	625.995	41.544	1.112.581
3	AJB Bumiputera 1912	-	-	56.168	606.820	56.168	606.820
4	PT Asuransi Jiwa Central Asia Raya	12.648	2.468.275	445	37.146	13.093	2.505.420
5	PT Equity Life Indonesia	-	-	5.227	83.023	5.227	83.023
6	PT Heksa Solution Insurance	-	-	-	-	-	-
7	PT Indolife Pensiontama	2.835	56.522	-	-	2.835	56.522
8	PT Asuransi Jiwa Inhealth Indonesia	-	-	6	39.355	6	39.355
9	PT Asuransi Jiwasraya (Persero)	4.547	63.974	217.983	8.980.544	222.530	9.044.519
10	PT Asuransi Jiwa Kresna	-	-	-	-	-	-
11	PT Asuransi Simas Jiwa	-	-	-	-	-	-
12	PT MNC Life Assurance	194	15.735	-	-	194	15.735
13	PT Pasaraya Life Insurance	-	-	-	-	-	-
14	PT Asuransi Jiwa Recapital	-	-	-	-	-	-
15	PT Asuransi Jiwa Sequis Financial	441	39.031	8	485	449	39.516
16	PT Asuransi Jiwa Tugu Mandiri	133	1.093	14.022	384.563	14.155	385.656
17	PT Asuransi Jiwa Mega Indonesia	-	-	-	-	-	-
18	PT Asuransi Jiwa Reliance	-	-	-	-	-	-
19	PT Central Asia Financial	-	-	-	-	-	-
20	PT Asuransi Jiwa Indosurya Sukses	-	0	-	-	-	0
21	PT Capital Life Indonesia	-	-	-	-	-	-
22	PT Asuransi Jiwa Taspen	-	-	111.511	1.852.652	111.511	1.852.652
23	PT Asuransi Jiwa Sinansari Indonesia	-	-	-	-	-	-
24	PT Asuransi Jiwa BCA	-	-	-	-	-	-
25	PT Lippo Life Assurance	-	-	-	-	-	-
26	PT Pacific Life Insurance	-	-	-	-	-	-
27	PT Asuransi Jiwa Bumiputera	-	-	-	-	-	-
28	PT Asuransi Jiwa Nasional	-	-	-	-	-	-
29	PT Victoria Alife Indonesia	-	-	-	-	-	-
30	PT Asuransi Ciputra Indonesia	-	-	-	-	-	-
31	PT Asuransi Jiwa Millenium	-	-	-	-	-	-
	JUMLAH */ SUB TOTAL*	**56.301**	**3.147.217**	**411.766**	**12.610.582**	**468.067**	**15.757.800**
	PERUSAHAAN ASURANSI JIWA PATUNGAN *JOINT VENTURE LIFE INSURANCE COMPANIES*						
1	PT Chubb Life Insurance Indonesia	-	-	-	-	-	-
2	PT AIA Financial	50	6.878	48.213	932.710	48.263	939.587
3	PT Asuransi Allianz Life Indonesia	374	10.826	-	-	374	10.826
4	PT Astra Aviva Life	2.833	360.376	58	4.824	2.891	365.200
5	PT Avrist Assurance	4.132	226.134	3.178	43.833	7.310	269.967
6	PT AXA Financial Indonesia	203	11.600	-	-	203	11.600
7	PT AXA Life Indonesia	-	-	-	-	-	-
8	PT AXA Mandiri Financial Services	-	-	-	-	-	-
9	PT Asuransi CIGNA	251	58.934	-	-	251	58.934
10	PT Commonwealth Life	2.007	126.043	-	-	2.007	126.043
11	PT Asuransi Jiwa Generali Indonesia	-	-	-	-	-	-
12	PT Great Eastern Life Indonesia	1.579	1.769.311	-	-	1.579	1.769.311
13	PT Tokio Marine Life Insurance Indonesia	4.262	243.491	-	-	4.262	243.491
14	PT Asuransi Jiwa Manulife Indonesia	10.352	1.264.727	1.002	268.364	11.354	1.533.091
15	PT Prudential Life Assurance	3.140	241.632	-	-	3.140	241.632
16	PT Asuransi Jiwa Sinarmas MSIG	66	26.391	-	-	66	26.391
17	PT Sun Life Financial Indonesia	76	7.886	-	-	76	7.886
18	PT Zurich Topas Life	-	-	-	-	-	-
19	PT BNI Life Insurance	10.275	497.265	1.057	16.495	11.332	513.760
20	PT Asuransi Jiwa Sequis Life	9.026	798.341	-	-	9.026	798.341
21	PT Panin Dai-Chi Life	5.245	747.848	-	-	5.245	747.848
22	PT FWD Life Indonesia	-	-	-	-	-	-
23	PT Hanwha Life Insurance Indonesia	30	14	-	-	30	14
	JUMLAH */ SUB TOTAL*	**53.901**	**6.397.696**	**53.508**	**1.266.226**	**107.409**	**7.663.922**
	JUMLAH SELURUHNYA */ GRAND TOTAL*	**110.202**	**9.544.914**	**465.274**	**13.876.808**	**575.476**	**23.421.722**

Keterangan */ Notes* :
*) Tidak Menyampaikan Laporan */ Have Not Submitted Annual Report*
**) Pencabutan Izin Usaha */ Licenses Have Been Removed*
***) Pemberian Izin Usaha Baru */ New Lisences*

PERUSAHAAN ASURANSI JIWA
LIFE INSURANCE BUSINESS

TABEL : 3.15.2A */ TABLE : 3.15.2A*
PORTOFOLIO PER 31 DESEMBER 2017
PORTFOLIO AS AT DECEMBER 31, 2017
Cabang Asuransi : Dwiguna Kombinasi
Plan : Endowment

***) Dlm. jutaan rupiah
***) *In million rupiah*

NO.	NAMA PERUSAHAAN / *NAME OF COMPANY*	PERT/PERORANGAN *INDIVIDUAL*		PERT/KUMPULAN *GROUP*		JUMLAH *TOTAL*	
		Jumlah Polis / *No Of Policies*	Jml. Uang Pert*** / *Sum Insured*	Jumlah Peserta / *No. Insured*	Jml. Uang Pert*** / *Sum Insured*	Polis/Peserta / *Policies/Insured*	Jml. Uang Pert*** / *Sum Insured*
(1)	(2)	(3)	(4)	(5)	(6)	(7)	(8)
	PERUSAHAAN ASURANSI JIWA SWASTA NASIONAL *PRIVATE NATIONAL LIFE INSURANCE COMPANIES*						
1	PT Asuransi Jiwa Adisarana Wanaartha	17.804	7.497.924	-	-	17.804	7.497.924
2	PT Asuransi BRI Life	32.420	716.700	-	0	32.420	716.700
3	AJB Bumiputera 1912	-	-	71.996	(918.817)	71.996	(918.817)
4	PT Asuransi Jiwa Central Asia Raya	9.281	262.916	-	-	9.281	262.916
5	PT Equity Life Indonesia	9.889	865.090	-	-	9.889	865.090
6	PT Heksa Solution Insurance	-	-	-	-	-	-
7	PT Indolife Pensiontama	66.169	26.481.591	-	-	66.169	26.481.591
8	PT Asuransi Jiwa Inhealth Indonesia	-	-	-	-	-	-
9	PT Asuransi Jiwasraya (Persero)	189.536	42.119.605	335.896	6.627.225	525.432	48.746.829
10	PT Asuransi Jiwa Kresna	5	405	27	135.000.000	32	135.000.405
11	PT Asuransi Simas Jiwa	2.861	18.661	19	1.303	2.880	19.964
12	PT MNC Life Assurance	1.536	86.800	-	-	1.536	86.800
13	PT Pasaraya Life Insurance	-	-	-	-	-	-
14	PT Asuransi Jiwa Recapital	-	-	-	-	-	-
15	PT Asuransi Jiwa Sequis Financial	1.530	46.374	2	11	1.532	46.385
16	PT Asuransi Jiwa Tugu Mandiri	95	787	735	97.027	830	97.814
17	PT Asuransi Jiwa Mega Indonesia	-	-	-	-	-	-
18	PT Asuransi Jiwa Reliance	-	-	-	-	-	-
19	PT Central Asia Financial	9.837	243.231	-	-	9.837	243.231
20	PT Asuransi Jiwa Indosurya Sukses	397	58.581	-	-	397	58.581
21	PT Capital Life Indonesia	2.126	2.235.485	-	-	2.126	2.235.485
22	PT Asuransi Jiwa Taspen	200	9.525	6.929	228.628	7.129	238.153
23	PT Asuransi Jiwa Sinansari Indonesia	-	-	-	-	-	-
24	PT Asuransi Jiwa BCA	-	-	-	-	-	-
25	PT Lippo Life Assurance	-	-	-	-	-	-
26	PT Pacific Life Insurance	5	255	-	-	5	255
27	PT Asuransi Jiwa Bumiputera	-	-	-	-	-	-
28	PT Asuransi Jiwa Nasional	-	-	-	-	-	-
29	PT Victoria Alife Indonesia	75	25.136	-	-	75	25.136
30	PT Asuransi Ciputra Indonesia	1.140	426	-	-	1.140	426
31	PT Asuransi Jiwa Millenium	5	-	-	-	5	-
	JUMLAH / *SUB TOTAL*	**344.911**	**80.669.491**	**415.604**	**141.035.377**	**760.515**	**221.704.868**
	PERUSAHAAN ASURANSI JIWA PATUNGAN *JOINT VENTURE LIFE INSURANCE COMPANIES*						
1	PT Chubb Life Insurance Indonesia	309	18.882	-	-	309	18.882
2	PT AIA Financial	196.048	13.074.137	-	-	196.048	13.074.137
3	PT Asuransi Allianz Life Indonesia	54.326	937.278	60.456	302.280	114.782	1.239.558
4	PT Astra Aviva Life	109	7.061	-	-	109	7.061
5	PT Avrist Assurance	52.349	3.464.561	-	-	52.349	3.464.561
6	PT AXA Financial Indonesia	6.103	397.810	-	-	6.103	397.810
7	PT AXA Life Indonesia	-	-	-	-	-	-
8	PT AXA Mandiri Financial Services	-	-	-	-	-	-
9	PT Asuransi CIGNA	282	92.251	-	-	282	92.251
10	PT Commonwealth Life	79.229	8.851.658	-	-	79.229	8.851.658
11	PT Asuransi Jiwa Generali Indonesia	276	84.454	-	-	276	84.454
12	PT Great Eastern Life Indonesia	1.503	205.759	-	-	1.503	205.759
13	PT Tokio Marine Life Insurance Indonesia	21	568	-	-	21	568
14	PT Asuransi Jiwa Manulife Indonesia	62.309	7.719.419	-	-	62.309	7.719.419
15	PT Prudential Life Assurance	9.164	862.460	-	-	9.164	862.460
16	PT Asuransi Jiwa Sinarmas MSIG	32.454	3.287.301	-	-	32.454	3.287.301
17	PT Sun Life Financial Indonesia	60.068	2.425.054	-	-	60.068	2.425.054
18	PT Zurich Topas Life	-	-	-	-	-	-
19	PT BNI Life Insurance	60.517	3.853.028	1.262	45.251	61.779	3.898.280
20	PT Asuransi Jiwa Sequis Life	59.155	4.121.439	-	-	59.155	4.121.439
21	PT Panin Dai-Chi Life	23.908	1.667.032	582	126.465	24.490	1.793.497
22	PT FWD Life Indonesia	-	-	-	-	-	-
23	PT Hanwha Life Insurance Indonesia	601	9.928	-	-	601	9.928
	JUMLAH / *SUB TOTAL*	**698.731**	**51.080.080**	**62.300**	**473.996**	**761.031**	**51.554.076**
	JUMLAH SELURUHNYA / *GRAND TOTAL*	**1.043.642**	**131.749.571**	**477.904**	**141.509.373**	**1.521.546**	**273.258.944**

Keterangan / *Notes* :

*) Tidak Menyampaikan Laporan */ Have Not Submitted Annual Report*

**) Pencabutan Izin Usaha */ Licenses Have Been Removed*

***) Pemberian Izin Usaha Baru */ New Lisences*

PERUSAHAAN ASURANSI JIWA
LIFE INSURANCE BUSINESS

TABEL : 3.15.3 / *TABLE : 3.15.3*
PORTOFOLIO PER 31 DESEMBER 2017
PORTFOLIO AS AT DECEMBER 31, 2017
Cabang Asuransi : Seumur Hidup
Plan : Whole Life

***) Dlm. jutaan rupiah
***) *In million rupiah*

NO.	NAMA PERUSAHAAN *NAME OF COMPANY*	PERT/PERORANGAN *INDIVIDUAL*		PERT/KUMPULAN *GROUP*		JUMLAH *TOTAL*	
		Jumlah Polis *No Of Policies*	Jml. Uang Pert***) *Sum Insured*	Jumlah Peserta *No. Insured*	Jml. Uang Pert***) *Sum Insured*	Polis/Peserta *Policies/Insured*	Jml. Uang Pert***) *Sum Insured*
(1)	(2)	(3)	(4)	(5)	(6)	(7)	(8)
	PERUSAHAAN ASURANSI JIWA SWASTA NASIONAL *PRIVATE NATIONAL LIFE INSURANCE COMPANIES*						
1	PT Asuransi Jiwa Adisarana Wanaartha	5.041	883.955	-	-	5.041	883.955
2	PT Asuransi BRI Life	14.372	56.108	-	-	14.372	56.108
3	AJB Bumiputera 1912	-	-	3.126	231.948	3.126	231.948
4	PT Asuransi Jiwa Central Asia Raya	14.434	2.246.402	214	5.655	14.648	2.252.056
5	PT Equity Life Indonesia	6.485	1.012.739	-	-	6.485	1.012.739
6	PT Heksa Solution Insurance	-	-	-	-	-	-
7	PT Indolife Pensiontama	376	18.657	-	-	376	18.657
8	PT Asuransi Jiwa Inhealth Indonesia	-	-	-	-	-	-
9	PT Asuransi Jiwasraya (Persero)	266	2.340	16.575	93.425	16.841	95.765
10	PT Asuransi Jiwa Kresna	-	-	-	-	-	-
11	PT Asuransi Simas Jiwa	36	6.806	-	-	36	6.806
12	PT MNC Life Assurance	349	67.586	-	-	349	67.586
13	PT Pasaraya Life Insurance	-	-	-	-	-	-
14	PT Asuransi Jiwa Recapital	-	-	-	-	-	-
15	PT Asuransi Jiwa Sequis Financial	890	161.378	636	2.500	1.526	163.878
16	PT Asuransi Jiwa Tugu Mandiri	149	1.416	-	-	149	1.416
17	PT Asuransi Jiwa Mega Indonesia	-	-	-	-	-	-
18	PT Asuransi Jiwa Reliance	-	-	-	-	-	-
19	PT Central Asia Financial	-	-	-	-	-	-
20	PT Asuransi Jiwa Indosurya Sukses	1	75	-	-	1	75
21	PT Capital Life Indonesia	-	-	-	-	-	-
22	PT Asuransi Jiwa Taspen	-	-	207.680	1.091.383	207.680	1.091.383
23	PT Asuransi Jiwa Sinansari Indonesia	-	-	-	-	-	-
24	PT Asuransi Jiwa BCA	294	295.148	2.620	704	2.914	295.852
25	PT Lippo Life Assurance	-	-	-	-	-	-
26	PT Pacific Life Insurance	-	-	-	-	-	-
27	PT Asuransi Jiwa Bumiputera	-	-	-	-	-	-
28	PT Asuransi Jiwa Nasional	-	-	-	-	-	-
29	PT Victoria Alife Indonesia	-	-	-	-	-	-
30	PT Asuransi Ciputra Indonesia	-	-	-	-	-	-
31	PT Asuransi Jiwa Millenium	-	-	-	-	-	-
	JUMLAH / *SUB TOTAL*	**42.693**	**4.752.610**	**230.851**	**1.425.615**	**273.544**	**6.178.225**
	PERUSAHAAN ASURANSI JIWA PATUNGAN *JOINT VENTURE LIFE INSURANCE COMPANIES*						
1	PT Chubb Life Insurance Indonesia	-	-	-	-	-	-
2	PT AIA Financial	16.170	2.742.424	-	-	16.170	2.742.424
3	PT Asuransi Allianz Life Indonesia	7.111	1.844.574	-	-	7.111	1.844.574
4	PT Astra Aviva Life	178	12.994	-	-	178	12.994
5	PT Avrist Assurance	11.832	2.164.459	-	-	11.832	2.164.459
6	PT AXA Financial Indonesia	13.488	4.839.364	-	-	13.488	4.839.364
7	PT AXA Life Indonesia	-	-	-	-	-	-
8	PT AXA Mandiri Financial Services	-	-	-	-	-	-
9	PT Asuransi CIGNA	2.525	293.955	-	-	2.525	293.955
10	PT Commonwealth Life	4.529	614.179	-	-	4.529	614.179
11	PT Asuransi Jiwa Generali Indonesia	-	-	-	-	-	-
12	PT Great Eastern Life Indonesia	83	12.526	-	-	83	12.526
13	PT Tokio Marine Life Insurance Indonesia	484	31.004	-	-	484	31.004
14	PT Asuransi Jiwa Manulife Indonesia	148.884	40.635.588	-	-	148.884	40.635.588
15	PT Prudential Life Assurance	1.303	200.755	-	-	1.303	200.755
16	PT Asuransi Jiwa Sinarmas MSIG	3.443	400.056	-	-	3.443	400.056
17	PT Sun Life Financial Indonesia	25.590	6.975.407	-	-	25.590	6.975.407
18	PT Zurich Topas Life	-	-	-	-	-	-
19	PT BNI Life Insurance	2.273	322.692	-	-	2.273	322.692
20	PT Asuransi Jiwa Sequis Life	25.292	8.925.292	-	-	25.292	8.925.292
21	PT Panin Dai-Chi Life	7.025	445.857	-	-	7.025	445.857
22	PT FWD Life Indonesia	-	-	-	-	-	-
23	PT Hanwha Life Insurance Indonesia	-	-	-	-	-	-
	JUMLAH / *SUBTOTAL*	**270.210**	**70.461.127**	**-**	**-**	**270.210**	**70.461.127**
	JUMLAH SELURUHNYA / *GRAND TOTAL*	**312.903**	**75.213.738**	**230.851**	**1.425.615**	**543.754**	**76.639.352**

Keterangan / *Notes* :
*) Tidak Menyampaikan Laporan / *Have Not Submitted Annual Report*
**) Pencabutan Izin Usaha / *Licenses Have Been Removed*
***) Pemberian Izin Usaha Baru / *New Lisences*

PERUSAHAAN ASURANSI JIWA
LIFE INSURANCE BUSINESS

TABEL : 3.15.3A */ TABLE : 3.15.3A*
PORTOFOLIO PER 31 DESEMBER 2017
PORTFOLIO AS AT DECEMBER 31, 2017
Cabang Asuransi : Seumur Hidup Kombinasi
Plan : Whole Life

***) Dlm. jutaan rupiah
***) *In million rupiah*

NO.	NAMA PERUSAHAAN *NAME OF COMPANY*	PERT/PERORANGAN *INDIVIDUAL*		PERT/KUMPULAN *GROUP*		JUMLAH *TOTAL*	
		Jumlah Polis *No Of Policies*	Jml. Uang Pert***) *Sum Insured*	Jumlah Peserta *No. Insured*	Jml. Uang Pert***) *Sum Insured*	Polis/Peserta *Policies/Insured*	Jml. Uang Pert***) *Sum Insured*
(1)	(2)	(3)	(4)	(5)	(6)	(7)	(8)
	PERUSAHAAN ASURANSI JIWA SWASTA NASIONAL *PRIVATE NATIONAL LIFE INSURANCE COMPANIES*						
1	PT Asuransi Jiwa Adisarana Wanaartha	20	80	-	6.867	20	6.947
2	PT Asuransi BRI Life	-	-	-	-	-	-
3	AJB Bumiputera 1912	-	-	-	-	-	-
4	PT Asuransi Jiwa Central Asia Raya	14.333	484.118	-	-	14.333	484.118
5	PT Equity Life Indonesia	3.081	395.918	-	-	3.081	395.918
6	PT Heksa Solution Insurance	-	-	-	-	-	-
7	PT Indolife Pensiontama	-	-	-	-	-	-
8	PT Asuransi Jiwa Inhealth Indonesia	-	-	-	-	-	-
9	PT Asuransi Jiwasraya (Persero)	-	-	-	-	-	-
10	PT Asuransi Jiwa Kresna	-	-	-	-	-	-
11	PT Asuransi Simas Jiwa	-	-	-	-	-	-
12	PT MNC Life Assurance	-	-	-	-	-	-
13	PT Pasaraya Life Insurance	-	-	-	-	-	-
14	PT Asuransi Jiwa Recapital	-	-	-	-	-	-
15	PT Asuransi Jiwa Sequis Financial	14	32	-	-	14	32
16	PT Asuransi Jiwa Tugu Mandiri	10	55	12	14	22	69
17	PT Asuransi Jiwa Mega Indonesia	-	-	-	-	-	-
18	PT Asuransi Jiwa Reliance	-	-	-	-	-	-
19	PT Central Asia Financial	-	-	-	-	-	-
20	PT Asuransi Jiwa Indosurya Sukses	-	-	-	-	-	-
21	PT Capital Life Indonesia	-	-	-	-	-	-
22	PT Asuransi Jiwa Taspen	-	-	-	-	-	-
23	PT Asuransi Jiwa Sinansari Indonesia	-	-	-	-	-	-
24	PT Asuransi Jiwa BCA	-	-	-	-	-	-
25	PT Lippo Life Assurance	-	-	-	-	-	-
26	PT Pacific Life Insurance	-	-	-	-	-	-
27	PT Asuransi Jiwa Bumiputera	-	-	-	-	-	-
28	PT Asuransi Jiwa Nasional	-	-	-	-	-	-
29	PT Victoria Alife Indonesia	-	-	-	-	-	-
30	PT Asuransi Ciputra Indonesia	-	-	-	-	-	-
31	PT Asuransi Jiwa Millenium	-	-	-	-	-	-
	JUMLAH / *SUB TOTAL*	**17.458**	**880.203**	**12**	**6.881**	**17.470**	**887.084**
	PERUSAHAAN ASURANSI JIWA PATUNGAN *JOINT VENTURE LIFE INSURANCE COMPANIES*						
1	PT Chubb Life Insurance Indonesia	312	65.270	-	-	312	65.270
2	PT AIA Financial	14.724	3.238.636	-	-	14.724	3.238.636
3	PT Asuransi Allianz Life Indonesia	-	-	-	-	-	-
4	PT Astra Aviva Life	-	-	-	-	-	-
5	PT Avrist Assurance	170	20.115	-	-	170	20.115
6	PT AXA Financial Indonesia	1.347	187.348	-	-	1.347	187.348
7	PT AXA Life Indonesia	-	-	-	-	-	-
8	PT AXA Mandiri Financial Services	-	-	-	-	-	-
9	PT Asuransi CIGNA	-	-	-	-	-	-
10	PT Commonwealth Life	-	-	-	-	-	-
11	PT Asuransi Jiwa Generali Indonesia	-	-	-	-	-	-
12	PT Great Eastern Life Indonesia	56	3.586	-	-	56	3.586
13	PT Tokio Marine Life Insurance Indonesia	723	39.522	-	-	723	39.522
14	PT Asuransi Jiwa Manulife Indonesia	27.039	3.888.773	-	-	27.039	3.888.773
15	PT Prudential Life Assurance	-	-	-	-	-	-
16	PT Asuransi Jiwa Sinarmas MSIG	3.510	434.718	-	-	3.510	434.718
17	PT Sun Life Financial Indonesia	-	-	-	-	-	-
18	PT Zurich Topas Life	-	-	-	-	-	-
19	PT BNI Life Insurance	46.571	2.543.157	-	-	46.571	2.543.157
20	PT Asuransi Jiwa Sequis Life	8.027	603.537	-	-	8.027	603.537
21	PT Panin Dai-Chi Life	218	81.286	-	-	218	81.286
22	PT FWD Life Indonesia	-	-	-	-	-	-
23	PT Hanwha Life Insurance Indonesia	-	-	-	-	-	-
	JUMLAH / *SUBTOTAL*	**102.697**	**11.105.949**	**-**	**-**	**102.697**	**11.105.949**
	JUMLAH SELURUHNYA / *GRAND TOTAL*	**120.155**	**11.986.152**	**12**	**6.881**	**120.167**	**11.993.033**

Keterangan / *Notes* :

*) Tidak Menyampaikan Laporan */ Have Not Submitted Annual Report*

**) Pencabutan Izin Usaha */ Licenses Have Been Removed*

***) Pemberian Izin Usaha Baru */ New Lisences*

PERUSAHAAN ASURANSI JIWA
LIFE INSURANCE BUSINESS

TABEL : 3.15.4 */ TABLE : 3.15.4*
PORTOFOLIO PER 31 DESEMBER 2017
PORTFOLIO AS AT DECEMBER 31, 2017
Cabang Asuransi : Anuitas
Plan : Annuity

***) Dlm. jutaan rupiah
***) *In million rupiah*

NO.	NAMA PERUSAHAAN *NAME OF COMPANY*	PERT/PERORANGAN *INDIVIDUAL*		PERT/KUMPULAN *GROUP*		JUMLAH *TOTAL*	
		Jumlah Polis *No Of Policies*	Jml. Uang Pert***) *Sum Insured*	Jumlah Peserta *No. Insured*	Jml. Uang Pert***) *Sum Insured*	Polis/Peserta *Policies/Insured*	Jml. Uang Pert***) *Sum Insured*
(1)	(2)	(3)	(4)	(5)	(6)	(7)	(8)
	PERUSAHAAN ASURANSI JIWA SWASTA NASIONAL						
	PRIVATE NATIONAL LIFE INSURANCE COMPANIES						
1	PT Asuransi Jiwa Adisarana Wanaartha	-	-	1.364	-	1.364	-
2	PT Asuransi BRI Life	212	29.334	476	19.882	688	49.216
3	AJB Bumiputera 1912	-	-	-	-	-	-
4	PT Asuransi Jiwa Central Asia Raya	3.199	157.950	-	-	3.199	157.950
5	PT Equity Life Indonesia	-	-	-	-	-	-
6	PT Heksa Solution Insurance	-	-	-	-	-	-
7	PT Indolife Pensiontama	-	-	-	-	-	-
8	PT Asuransi Jiwa Inhealth Indonesia	-	-	-	-	-	-
9	PT Asuransi Jiwasraya (Persero)	109.623	1.609.026	30.033	1.000.357	139.656	2.609.383
10	PT Asuransi Jiwa Kresna	-	-	-	-	-	-
11	PT Asuransi Simas Jiwa	-	-	-	-	-	-
12	PT MNC Life Assurance	-	-	-	-	-	-
13	PT Pasaraya Life Insurance	-	-	-	-	-	-
14	PT Asuransi Jiwa Recapital	-	-	-	-	-	-
15	PT Asuransi Jiwa Sequis Financial	-	-	-	-	-	-
16	PT Asuransi Jiwa Tugu Mandiri	-	-	-	-	-	-
17	PT Asuransi Jiwa Mega Indonesia	-	-	-	-	-	-
18	PT Asuransi Jiwa Reliance	-	-	-	-	-	-
19	PT Central Asia Financial	-	-	-	-	-	-
20	PT Asuransi Jiwa Indosurya Sukses	-	-	-	-	-	-
21	PT Capital Life Indonesia	-	-	-	-	-	-
22	PT Asuransi Jiwa Taspen	-	-	48.624	1.245.422	48.624	1.245.422
23	PT Asuransi Jiwa Sinansari Indonesia	-	-	-	-	-	-
24	PT Asuransi Jiwa BCA	-	-	-	-	-	-
25	PT Lippo Life Assurance	-	-	-	-	-	-
26	PT Pacific Life Insurance	-	-	-	-	-	-
27	PT Asuransi Jiwa Bumiputera	-	-	-	-	-	-
28	PT Asuransi Jiwa Nasional	-	-	-	-	-	-
29	PT Victoria Alife Indonesia	-	-	-	-	-	-
30	PT Asuransi Ciputra Indonesia	-	-	-	-	-	-
31	PT Asuransi Jiwa Millenium	-	-	-	-	-	-
	JUMLAH */ SUB TOTAL*	**113.034**	**1.796.310**	**80.497**	**2.265.661**	**193.531**	**4.061.971**
	PERUSAHAAN ASURANSI JIWA PATUNGAN						
	JOINT VENTURE LIFE INSURANCE COMPANIES						
1	PT Chubb Life Insurance Indonesia	-	-	-	-	-	-
2	PT AIA Financial	-	-	-	-	-	-
3	PT Asuransi Allianz Life Indonesia	-	-	-	-	-	-
4	PT Astra Aviva Life	-	-	-	-	-	-
5	PT Avrist Assurance	-	-	-	-	-	-
6	PT AXA Financial Indonesia	-	-	-	-	-	-
7	PT AXA Life Indonesia	-	-	-	-	-	-
8	PT AXA Mandiri Financial Services	-	-	-	-	-	-
9	PT Asuransi CIGNA	-	-	-	-	-	-
10	PT Commonwealth Life	-	-	-	-	-	-
11	PT Asuransi Jiwa Generali Indonesia	-	-	-	-	-	-
12	PT Great Eastern Life Indonesia	-	-	-	-	-	-
13	PT Tokio Marine Life Insurance Indonesia	-	-	-	-	-	-
14	PT Asuransi Jiwa Manulife Indonesia	-	-	2	869	2	869
15	PT Prudential Life Assurance	-	-	-	-	-	-
16	PT Asuransi Jiwa Sinarmas MSIG	-	-	-	-	-	-
17	PT Sun Life Financial Indonesia	-	-	-	-	-	-
18	PT Zurich Topas Life	-	-	-	-	-	-
19	PT BNI Life Insurance	-	-	1.274	82.810	1.274	82.810
20	PT Asuransi Jiwa Sequis Life	-	-	-	-	-	-
21	PT Panin Dai-Chi Life	1	0	-	-	1	0
22	PT FWD Life Indonesia	-	-	-	-	-	-
23	PT Hanwha Life Insurance Indonesia	-	-	-	-	-	-
	JUMLAH */ SUB TOTAL*	**1**	**0**	**1.276**	**83.679**	**1.277**	**83.680**
	JUMLAH SELURUHNYA */ GRAND TOTAL*	**113.035**	**1.796.310**	**81.773**	**2.349.341**	**194.808**	**4.145.651**

Keterangan */ Notes* :
*) Tidak Menyampaikan Laporan */ Have Not Submitted Annual Report*
**) Pencabutan Izin Usaha */ Licenses Have Been Removed*
***) Pemberian Izin Usaha Baru */ New Lisences*

PERUSAHAAN ASURANSI JIWA
LIFE INSURANCE BUSINESS

TABEL : 3.15.5 */ TABLE : 3.15.5*
PORTOFOLIO PER 31 DESEMBER 2017
PORTFOLIO AS AT DECEMBER 31, 2017
Cabang Asuransi : Anuitas Dana Pensiun
Plan : Pension Anuity

***) Dlm. jutaan rupiah
***) *In million rupiah*

NO.	NAMA PERUSAHAAN *NAME OF COMPANY*	PERT/PERORANGAN *INDIVIDUAL*		PERT/KUMPULAN *GROUP*		JUMLAH *TOTAL*	
		Jumlah Polis *No Of Policies*	Jml. Uang Pert***) *Sum Insured*	Jumlah Peserta *No. Insured*	Jml. Uang Pert***) *Sum Insured*	Polis/Peserta *Policies/Insured*	Jml. Uang Pert*** *Sum Insured*
(1)	(2)	(3)	(4)	(5)	(6)	(7)	(8)
	PERUSAHAAN ASURANSI JIWA SWASTA NASIONAL						
	PRIVATE NATIONAL LIFE INSURANCE COMPANIES						
1	PT Asuransi Jiwa Adisarana Wanaartha	-	-	-	13.655	-	13.655
2	PT Asuransi BRI Life	296	164.478	-	-	296	164.478
3	AJB Bumiputera 1912	-	-	-	-	-	-
4	PT Asuransi Jiwa Central Asia Raya	-	-	81	4.681	81	4.681
5	PT Equity Life Indonesia	-	-	-	-	-	-
6	PT Heksa Solution Insurance	-	-	-	-	-	-
7	PT Indolife Pensiontama	8	-	-	-	8	-
8	PT Asuransi Jiwa Inhealth Indonesia	-	-	-	-	-	-
9	PT Asuransi Jiwasraya (Persero)	4.508	6.412	40.559	62.537	45.067	68.949
10	PT Asuransi Jiwa Kresna	-	-	-	-	-	-
11	PT Asuransi Simas Jiwa	-	-	-	-	-	-
12	PT MNC Life Assurance	-	-	-	-	-	-
13	PT Pasaraya Life Insurance	-	-	-	-	-	-
14	PT Asuransi Jiwa Recapital	-	-	-	-	-	-
15	PT Asuransi Jiwa Sequis Financial	-	-	-	-	-	-
16	PT Asuransi Jiwa Tugu Mandiri	105	3.650	-	-	105	3.650
17	PT Asuransi Jiwa Mega Indonesia	-	-	-	-	-	-
18	PT Asuransi Jiwa Reliance	-	-	-	-	-	-
19	PT Central Asia Financial	-	-	-	-	-	-
20	PT Asuransi Jiwa Indosurya Sukses	-	-	-	-	-	-
21	PT Capital Life Indonesia	-	-	-	-	-	-
22	PT Asuransi Jiwa Taspen	-	-	-	-	-	-
23	PT Asuransi Jiwa Sinansari Indonesia	-	-	-	-	-	-
24	PT Asuransi Jiwa BCA	-	-	-	-	-	-
25	PT Lippo Life Assurance	-	-	-	-	-	-
26	PT Pacific Life Insurance	-	-	-	-	-	-
27	PT Asuransi Jiwa Bumiputera	-	-	-	-	-	-
28	PT Asuransi Jiwa Nasional	-	-	-	-	-	-
29	PT Victoria Alife Indonesia	-	-	-	-	-	-
30	PT Asuransi Ciputra Indonesia	-	-	-	-	-	-
31	PT Asuransi Jiwa Millenium	-	-	-	-	-	-
	JUMLAH / *SUB TOTAL*	**4.917**	**174.540**	**40.640**	**80.873**	**45.557**	**255.412**
	PERUSAHAAN ASURANSI JIWA PATUNGAN						
	JOINT VENTURE LIFE INSURANCE COMPANIES						
1	PT Chubb Life Insurance Indonesia	-	-	-	-	-	-
2	PT AIA Financial	-	-	-	-	-	-
3	PT Asuransi Allianz Life Indonesia	-	-	-	-	-	-
4	PT Astra Aviva Life	-	-	-	-	-	-
5	PT Avrist Assurance	-	-	-	-	-	-
6	PT AXA Financial Indonesia	-	-	-	-	-	-
7	PT AXA Life Indonesia	-	-	-	-	-	-
8	PT AXA Mandiri Financial Services	-	-	-	-	-	-
9	PT Asuransi CIGNA	-	-	-	-	-	-
10	PT Commonwealth Life	-	-	-	-	-	-
11	PT Asuransi Jiwa Generali Indonesia	-	-	-	-	-	-
12	PT Great Eastern Life Indonesia	-	-	-	-	-	-
13	PT Tokio Marine Life Insurance Indonesia	-	-	-	-	-	-
14	PT Asuransi Jiwa Manulife Indonesia	-	-	95	1.486	95	1.486
15	PT Prudential Life Assurance	-	-	-	-	-	-
16	PT Asuransi Jiwa Sinarmas MSIG	-	-	-	-	-	-
17	PT Sun Life Financial Indonesia	-	-	-	-	-	-
18	PT Zurich Topas Life	-	-	-	-	-	-
19	PT BNI Life Insurance	1.317	170.481	-	-	1.317	170.481
20	PT Asuransi Jiwa Sequis Life	-	-	-	-	-	-
21	PT Panin Dai-Chi Life	-	-	-	-	-	-
22	PT FWD Life Indonesia	-	-	-	-	-	-
23	PT Hanwha Life Insurance Indonesia	-	-	-	-	-	-
	JUMLAH / *SUB TOTAL*	**1.317**	**170.481**	**95**	**1.486**	**1.412**	**171.968**
	JUMLAH SELURUHNYA / *GRAND TOTAL*	**6.234**	**345.021**	**40.735**	**82.359**	**46.969**	**427.380**

Keterangan / *Notes* :

*) Tidak Menyampaikan Laporan */ Have Not Submitted Annual Report*

**) Pencabutan Izin Usaha */ Licenses Have Been Removed*

***) Pemberian Izin Usaha Baru */ New Lisences*

PERUSAHAAN ASURANSI JIWA
LIFE INSURANCE BUSINESS

TABEL : 3.15.6 / *TABLE : 3.15.6*
PORTOFOLIO PER 31 DESEMBER 2017
PORTFOLIO AS AT DECEMBER 31, 2017
Cabang Asuransi : Kecelakaan Diri
Plan : Personal Accident

***) Dlm. jutaan rupiah
***) *In million rupiah*

NO.	NAMA PERUSAHAAN *NAME OF COMPANY*	PERT/PERORANGAN *INDIVIDUAL*		PERT/KUMPULAN *GROUP*		JUMLAH *TOTAL*	
		Jumlah Polis *No Of Policies*	Jml. Uang Pert***) *Sum Insured*	Jumlah Peserta *No. Insured*	Jml. Uang Pert***) *Sum Insured*	Polis/Peserta *Policies/Insured*	Jml. Uang Pert***) *Sum Insured*
(1)	(2)	(3)	(4)	(5)	(6)	(7)	(8)
	PERUSAHAAN ASURANSI JIWA SWASTA NASIONAL						
	PRIVATE NATIONAL LIFE INSURANCE COMPANIES						
1	PT Asuransi Jiwa Adisarana Wanaartha	-	-	-	-	-	-
2	PT Asuransi BRI Life	-	-	634.688	19.127.402	634.688	19.127.402
3	AJB Bumiputera 1912	-	-	55.150	424.356	55.150	424.356
4	PT Asuransi Jiwa Central Asia Raya	1.482	103.964	125.838	8.708.379	127.320	8.812.344
5	PT Equity Life Indonesia	6.135	1.433.235	21.634	3.328.740	27.769	4.761.975
6	PT Heksa Solution Insurance	-	-	-	-	-	-
7	PT Indolife Pensiontama	-	-	-	-	-	-
8	PT Asuransi Jiwa Inhealth Indonesia	-	-	183	2.722.526	183	2.722.526
9	PT Asuransi Jiwasraya (Persero)	17.288	852.635	664.956	4.635.829	682.244	5.488.463
10	PT Asuransi Jiwa Kresna	-	-	16.259	104.422	16.259	104.422
11	PT Asuransi Simas Jiwa	818	191.505	389	1.167	1.207	192.672
12	PT MNC Life Assurance	23.452	715.500	454.677	9.135.697	478.129	9.851.197
13	PT Pasaraya Life Insurance	-	-	-	-	-	-
14	PT Asuransi Jiwa Recapital	-	-	-	-	-	-
15	PT Asuransi Jiwa Sequis Financial	38	6.950	89	5.800	127	12.750
16	PT Asuransi Jiwa Tugu Mandiri	473	13.461	15.456	634.526	15.929	647.987
17	PT Asuransi Jiwa Mega Indonesia	20	465	-	-	20	465
18	PT Asuransi Jiwa Reliance	-	-	569	15.090	569	15.090
19	PT Central Asia Financial	445	47.335	-	-	445	47.335
20	PT Asuransi Jiwa Indosurya Sukses	-	-	488	441.021	488	441.021
21	PT Capital Life Indonesia	31	655	1.766	56.255	1.797	56.910
22	PT Asuransi Jiwa Taspen	-	-	154	2	154	2
23	PT Asuransi Jiwa Sinansari Indonesia	-	-	-	-	-	-
24	PT Asuransi Jiwa BCA	10.225	3.257.900	32.382	7.017.950	42.607	10.275.850
25	PT Lippo Life Assurance	-	-	-	-	-	-
26	PT Pacific Life Insurance	-	-	-	-	-	-
27	PT Asuransi Jiwa Bumiputera	-	-	-	-	-	-
28	PT Asuransi Jiwa Nasional	-	-	-	-	-	-
29	PT Victoria Alife Indonesia	-	-	5.230	2.053.083	5.230	2.053.083
30	PT Asuransi Ciputra Indonesia	-	-	3.089	1.017.795	3.089	1.017.795
31	PT Asuransi Jiwa Millenium	-	-	-	-	-	-
	JUMLAH / *SUB TOTAL*	**60.407**	**6.623.605**	**2.032.997**	**59.430.038**	**2.093.404**	**66.053.643**
	PERUSAHAAN ASURANSI JIWA PATUNGAN						
	JOINT VENTURE LIFE INSURANCE COMPANIES						
1	PT Chubb Life Insurance Indonesia	646	82.888	27	7.900	673	90.788
2	PT AIA Financial	17.028	3.522.284	22.549	7.106.598	39.577	10.628.881
3	PT Asuransi Allianz Life Indonesia	-	-	58.692	9.670.528	58.692	9.670.528
4	PT Astra Aviva Life	84.635	1.361.460	277.936	21.536.906	362.571	22.898.366
5	PT Avrist Assurance	9.366	782.894	194.161	12.002.969	203.527	12.785.864
6	PT AXA Financial Indonesia	1.874	1.033.405	313.214	9.309.228	315.088	10.342.633
7	PT AXA Life Indonesia	-	-	-	-	-	-
8	PT AXA Mandiri Financial Services	21.022	5.889.204	1.043	26.075	22.065	5.915.279
9	PT Asuransi CIGNA	76.640	35.472.632	-	-	76.640	35.472.632
10	PT Commonwealth Life	11.253	2.770.021	-	-	11.253	2.770.021
11	PT Asuransi Jiwa Generali Indonesia	-	-	65.549	19.630.515	65.549	19.630.515
12	PT Great Eastern Life Indonesia	-	3.574	857	410.534	857	414.108
13	PT Tokio Marine Life Insurance Indonesia	-	-	24	2.400	24	2.400
14	PT Asuransi Jiwa Manulife Indonesia	356.317	13.963.678	66.977	21.635.873	423.294	35.599.551
15	PT Prudential Life Assurance	85.214	226.721.621	-	50.659	85.214	226.772.280
16	PT Asuransi Jiwa Sinarmas MSIG	4.444	264.949	6.222	320.183	10.666	585.132
17	PT Sun Life Financial Indonesia	43.756	12.431.560	133.098	6.355.924	176.854	18.787.485
18	PT Zurich Topas Life	2.186	1.264.670	-	-	2.186	1.264.670
19	PT BNI Life Insurance	93.051	28.862.126	7.233	763.462	100.284	29.625.588
20	PT Asuransi Jiwa Sequis Life	383	44.810	-	-	383	44.810
21	PT Panin Dai-Chi Life	1.471	73.902	517	15.510	1.988	89.412
22	PT FWD Life Indonesia	1.485	160.175	5	1.884.319	1.490	2.044.494
23	PT Hanwha Life Insurance Indonesia	-	-	1.364	114.360	1.364	114.360
	JUMLAH / *SUB TOTAL*	**810.771**	**334.705.853**	**1.149.468**	**110.843.942**	**1.960.239**	**445.549.795**
	JUMLAH SELURUHNYA / *GRAND TOTAL*	**871.178**	**341.329.458**	**3.182.465**	**170.273.981**	**4.053.643**	**511.603.439**

Keterangan / *Notes* :
*) Tidak Menyampaikan Laporan */ Have Not Submitted Annual Report*
**) Pencabutan Izin Usaha */ Licenses Have Been Removed*
***) Pemberian Izin Usaha Baru */ New Lisences*

PERUSAHAAN ASURANSI JIWA
LIFE INSURANCE BUSINESS

TABEL : 3.15.7 */ TABLE : 3.15.7*
PORTOFOLIO PER 31 DESEMBER 2017
PORTFOLIO AS AT DECEMBER 31, 2017
Cabang Asuransi : Kesehatan
Plan : Health

***) Dlm. jutaan rupiah
***) *In million rupiah*

NO.	NAMA PERUSAHAAN *NAME OF COMPANY*	PERT/PERORANGAN *INDIVIDUAL*		PERT/KUMPULAN *GROUP*		JUMLAH *TOTAL*	
		Jumlah Polis *No Of Policies*	Jml. Uang Pert***) *Sum Insured*	Jumlah Peserta *No. Insured*	Jml. Uang Pert***) *Sum Insured*	Polis/Peserta *Policies/Insured*	Jml. Uang Pert***) *Sum Insured*
(1)	(2)	(3)	(4)	(5)	(6)	(7)	(8)
	PERUSAHAAN ASURANSI JIWA SWASTA NASIONAL						
	PRIVATE NATIONAL LIFE INSURANCE COMPANIES						
1	PT Asuransi Jiwa Adisarana Wanaartha	261	-	-	-	261	-
2	PT Asuransi BRI Life	3.008	152.402	3.358.680	61.301.719	3.361.688	61.454.121
3	AJB Bumiputera 1912	-	-	-	-	-	-
4	PT Asuransi Jiwa Central Asia Raya	401	137	235.556	1.896.083	235.957	1.896.220
5	PT Equity Life Indonesia	257	54.365	65.372	27.461.803	65.629	27.516.168
6	PT Heksa Solution Insurance	-	-	-	-	-	-
7	PT Indolife Pensiontama	-	-	-	-	-	-
8	PT Asuransi Jiwa Inhealth Indonesia	-	-	680	-	680	-
9	PT Asuransi Jiwasraya (Persero)	-	-	2.819	-	2.819	-
10	PT Asuransi Jiwa Kresna	35	148	291	(134.850.225)	326	(134.850.077)
11	PT Asuransi Simas Jiwa	4.231	121.444	-	-	4.231	121.444
12	PT MNC Life Assurance	166	-	26.034	-	26.200	-
13	PT Pasaraya Life Insurance	-	-	-	-	-	-
14	PT Asuransi Jiwa Recapital	-	-	-	-	-	-
15	PT Asuransi Jiwa Sequis Financial	9	3	-	-	9	3
16	PT Asuransi Jiwa Tugu Mandiri	-	-	12.111	-	12.111	-
17	PT Asuransi Jiwa Mega Indonesia	6.184	140.685	-	-	6.184	140.685
18	PT Asuransi Jiwa Reliance	-	-	-	-	-	-
19	PT Central Asia Financial	2.185	8.594	-	-	2.185	8.594
20	PT Asuransi Jiwa Indosurya Sukses	-	-	3.329	-	3.329	-
21	PT Capital Life Indonesia	-	-	-	-	-	-
22	PT Asuransi Jiwa Taspen	-	-	-	-	-	-
23	PT Asuransi Jiwa Sinansari Indonesia	-	-	-	-	-	-
24	PT Asuransi Jiwa BCA	-	-	42.707	-	42.707	-
25	PT Lippo Life Assurance	-	-	-	-	-	-
26	PT Pacific Life Insurance	-	-	-	-	-	-
27	PT Asuransi Jiwa Bumiputera	-	-	-	-	-	-
28	PT Asuransi Jiwa Nasional	-	-	-	-	-	-
29	PT Victoria Alife Indonesia	-	-	-	-	-	-
30	PT Asuransi Ciputra Indonesia	-	-	-	-	-	-
31	PT Asuransi Jiwa Millenium	-	-	-	-	-	-
	JUMLAH / *SUB TOTAL*	**16.737**	**477.778**	**3.747.579**	**(44.190.619)**	**3.764.316**	**(43.712.842)**
	PERUSAHAAN ASURANSI JIWA PATUNGAN						
	JOINT VENTURE LIFE INSURANCE COMPANIES						
1	PT Chubb Life Insurance Indonesia	451	5.237.150	8.048	4.404	8.499	5.241.554
2	PT AIA Financial	22.236	139.743	35.882	-	58.118	139.743
3	PT Asuransi Allianz Life Indonesia	17.461	-	160.597	-	178.058	-
4	PT Astra Aviva Life	9.896	39.419	226.012	-	235.908	39.419
5	PT Avrist Assurance	5.256	231.445	140.311	-	145.567	231.445
6	PT AXA Financial Indonesia	56.458	130.040	4.773	914.052	61.231	1.044.092
7	PT AXA Life Indonesia	-	-	-	-	-	-
8	PT AXA Mandiri Financial Services	446.213	8.750.329	16.252	-	462.465	8.750.329
9	PT Asuransi CIGNA	260.682	12.771.779	-	-	260.682	12.771.779
10	PT Commonwealth Life	12.759	85.166	709	5.441	13.468	90.606
11	PT Asuransi Jiwa Generali Indonesia	-	-	80.200	-	80.200	-
12	PT Great Eastern Life Indonesia	185	772.879	36.198	-	36.383	772.879
13	PT Tokio Marine Life Insurance Indonesia	38	10.200	41.783	349.653	41.821	359.853
14	PT Asuransi Jiwa Manulife Indonesia	25.015	6.796.764	138.099	56.887	163.114	6.853.652
15	PT Prudential Life Assurance	15.885	166.572.202	-	536.447	15.885	167.108.649
16	PT Asuransi Jiwa Sinarmas MSIG	8.523	4.351	96.546	-	105.069	4.351
17	PT Sun Life Financial Indonesia	20.254	345.413	-	-	20.254	345.413
18	PT Zurich Topas Life	41	164.325	-	-	41	164.325
19	PT BNI Life Insurance	46.247	1.090.607	302.523	1.812.830	348.770	2.903.437
20	PT Asuransi Jiwa Sequis Life	189	21.190	-	-	189	21.190
21	PT Panin Dai-Chi Life	11	28	28	111	39	139
22	PT FWD Life Indonesia	-	-	265	-	265	-
23	PT Hanwha Life Insurance Indonesia	-	-	46.078	-	46.078	-
	JUMLAH / *SUB TOTAL*	**947.800**	**203.163.029**	**1.334.304**	**3.679.825**	**2.282.104**	**206.842.854**
	JUMLAH SELURUHNYA / *GRAND TOTAL*	**964.537**	**203.640.807**	**5.081.883**	**(40.510.794)**	**6.046.420**	**163.130.012**

Keterangan / *Notes* :
*) Tidak Menyampaikan Laporan */ Have Not Submitted Annual Report*
**) Pencabutan Izin Usaha */ Licenses Have Been Removed*
***) Pemberian Izin Usaha Baru */ New Lisences*

PERUSAHAAN ASURANSI JIWA
LIFE INSURANCE BUSINESS

TABEL : 3.15.8 / *TABLE : 3.15.8*
PORTOFOLIO PER 31 DESEMBER 2017
PORTFOLIO AS AT DECEMBER 31, 2017
Cabang Asuransi : Produk Lain
Plan : Other Products

***) Dlm. jutaan rupiah
***) *In million rupiah*

NO.	NAMA PERUSAHAAN *NAME OF COMPANY*	PERT/PERORANGAN *INDIVIDUAL*		PERT/KUMPULAN *GROUP*		JUMLAH *TOTAL*	
		Jumlah Polis *No Of Policies*	Jml. Uang Pert***) *Sum Insured*	Jumlah Peserta *No. Insured*	Jml. Uang Pert***) *Sum Insured*	Polis/Peserta *Policies/Insured*	Jml. Uang Pert***) *Sum Insured*
(1)	(2)	(3)	(4)	(5)	(6)	(7)	(8)
	PERUSAHAAN ASURANSI JIWA SWASTA NASIONAL						
	PRIVATE NATIONAL LIFE INSURANCE COMPANIES						
1	PT Asuransi Jiwa Adisarana Wanaartha	-	-	-	-	-	-
2	PT Asuransi BRI Life	-	-	-	-	-	-
3	AJB Bumiputera 1912	-	-	-	-	-	-
4	PT Asuransi Jiwa Central Asia Raya	-	-	-	-	-	-
5	PT Equity Life Indonesia	-	-	-	-	-	-
6	PT Heksa Solution Insurance	-	-	-	-	-	-
7	PT Indolife Pensiontama	-	-	-	-	-	-
8	PT Asuransi Jiwa Inhealth Indonesia	-	-	-	-	-	-
9	PT Asuransi Jiwasraya (Persero)	-	-	-	-	-	-
10	PT Asuransi Jiwa Kresna	-	-	-	-	-	-
11	PT Asuransi Simas Jiwa	-	-	-	-	-	-
12	PT MNC Life Assurance	-	-	-	-	-	-
13	PT Pasaraya Life Insurance	-	-	-	-	-	-
14	PT Asuransi Jiwa Recapital	-	-	-	-	-	-
15	PT Asuransi Jiwa Sequis Financial	-	-	-	-	-	-
16	PT Asuransi Jiwa Tugu Mandiri	-	-	-	-	-	-
17	PT Asuransi Jiwa Mega Indonesia	-	-	-	-	-	-
18	PT Asuransi Jiwa Reliance	-	-	-	-	-	-
19	PT Central Asia Financial	-	-	-	-	-	-
20	PT Asuransi Jiwa Indosurya Sukses	-	-	-	-	-	-
21	PT Capital Life Indonesia	-	-	-	-	-	-
22	PT Asuransi Jiwa Taspen	-	-	-	-	-	-
23	PT Asuransi Jiwa Sinansari Indonesia	-	-	-	-	-	-
24	PT Asuransi Jiwa BCA	-	-	-	-	-	-
25	PT Lippo Life Assurance	-	-	-	-	-	-
26	PT Pacific Life Insurance	-	-	-	-	-	-
27	PT Asuransi Jiwa Bumiputera	-	-	-	-	-	-
28	PT Asuransi Jiwa Nasional	-	-	-	-	-	-
29	PT Victoria Alife Indonesia	-	-	-	-	-	-
30	PT Asuransi Ciputra Indonesia	-	-	-	-	-	-
31	PT Asuransi Jiwa Millenium	-	-	-	-	-	-
	JUMLAH / *SUB TOTAL*	**-**	**-**	**-**	**-**	**-**	**-**
	PERUSAHAAN ASURANSI JIWA PATUNGAN						
	JOINT VENTURE LIFE INSURANCE COMPANIES						
1	PT Chubb Life Insurance Indonesia	-	-	-	-	-	-
2	PT AIA Financial	-	-	-	-	-	-
3	PT Asuransi Allianz Life Indonesia	-	-	-	-	-	-
4	PT Astra Aviva Life	-	-	-	-	-	-
5	PT Avrist Assurance	-	-	-	-	-	-
6	PT AXA Financial Indonesia	-	-	-	-	-	-
7	PT AXA Life Indonesia	-	-	-	-	-	-
8	PT AXA Mandiri Financial Services	-	-	-	-	-	-
9	PT Asuransi CIGNA	-	-	-	-	-	-
10	PT Commonwealth Life	-	-	-	-	-	-
11	PT Asuransi Jiwa Generali Indonesia	-	-	-	-	-	-
12	PT Great Eastern Life Indonesia	-	-	-	-	-	-
13	PT Tokio Marine Life Insurance Indonesia	-	-	-	-	-	-
14	PT Asuransi Jiwa Manulife Indonesia	-	-	-	-	-	-
15	PT Prudential Life Assurance	-	-	-	-	-	-
16	PT Asuransi Jiwa Sinarmas MSIG	-	-	-	-	-	-
17	PT Sun Life Financial Indonesia	-	-	-	-	-	-
18	PT Zurich Topas Life	-	-	-	-	-	-
19	PT BNI Life Insurance	-	-	-	-	-	-
20	PT Asuransi Jiwa Sequis Life	-	-	-	-	-	-
21	PT Panin Dai-Chi Life	-	-	-	-	-	-
22	PT FWD Life Indonesia	-	-	-	-	-	-
23	PT Hanwha Life Insurance Indonesia	-	-	-	-	-	-
	JUMLAH / *SUB TOTAL*	**-**	**-**	**-**	**-**	**-**	**-**
	JUMLAH SELURUHNYA / *GRAND TOTAL*	**-**	**-**	**-**	**-**	**-**	**-**

Keterangan / *Notes* :

*) Tidak Menyampaikan Laporan / *Have Not Submitted Annual Report*

**) Pencabutan Izin Usaha / *Licenses Have Been Removed*

***) Pemberian Izin Usaha Baru / *New Lisences*

PERUSAHAAN ASURANSI JIWA
LIFE INSURANCE BUSINESS

TABEL : 3.15.9 */ TABLE : 3.15.9*
PORTOFOLIO PER 31 DESEMBER 2017
PORTFOLIO AS AT DECEMBER 31, 2017
Cabang Asuransi : Investasi
Plan : Investment

***) Dlm. jutaan rupiah
***) *In million rupiah*

NO.	NAMA PERUSAHAAN *NAME OF COMPANY*	PERT/PERORANGAN *INDIVIDUAL*		PERT/KUMPULAN *GROUP*		JUMLAH *TOTAL*	
		Jumlah Polis *No Of Policies*	Jml. Uang Pert***) *Sum Insured*	Jumlah Peserta *No. Insured*	Jml. Uang Pert***) *Sum Insured*	Polis/Peserta *Policies/Insured*	Jml. Uang Pert***) *Sum Insured*
(1)	(2)	(3)	(4)	(5)	(6)	(7)	(8)
	PERUSAHAAN ASURANSI JIWA SWASTA NASIONAL						
	PRIVATE NATIONAL LIFE INSURANCE COMPANIES						
1	PT Asuransi Jiwa Adisarana Wanaartha	1.651	251.443	23.620	-	25.271	251.443
2	PT Asuransi BRI Life	93.885	9.304.263	(3.362)	686.370	90.523	9.990.633
3	AJB Bumiputera 1912	-	-	-	-	-	-
4	PT Asuransi Jiwa Central Asia Raya	443.544	11.597.735	-	-	443.544	11.597.735
5	PT Equity Life Indonesia	29.252	2.825.786	-	-	29.252	2.825.786
6	PT Heksa Solution Insurance	-	-	-	-	-	-
7	PT Indolife Pensiontama	-	-	-	-	-	-
8	PT Asuransi Jiwa Inhealth Indonesia	-	-	-	-	-	-
9	PT Asuransi Jiwasraya (Persero)	55.240	1.016.785	-	-	55.240	1.016.785
10	PT Asuransi Jiwa Kresna	3.289	1.782.757	-	-	3.289	1.782.757
11	PT Asuransi Simas Jiwa	24.501	702.033	-	-	24.501	702.033
12	PT MNC Life Assurance	9.813	867.311	-	-	9.813	867.311
13	PT Pasaraya Life Insurance	-	-	-	-	-	-
14	PT Asuransi Jiwa Recapital	-	-	89	-	89	-
15	PT Asuransi Jiwa Sequis Financial	-	-	42.721	2.496	42.721	2.496
16	PT Asuransi Jiwa Tugu Mandiri	39.205	1.008.779	(793)	452.201	38.412	1.460.980
17	PT Asuransi Jiwa Mega Indonesia	12.376	3.470.027	-	-	12.376	3.470.027
18	PT Asuransi Jiwa Reliance	-	-	-	-	-	-
19	PT Central Asia Financial	53	4.130	-	-	53	4.130
20	PT Asuransi Jiwa Indosurya Sukses	526	13.233	-	-	526	13.233
21	PT Capital Life Indonesia	3.894	97.350	-	-	3.894	97.350
22	PT Asuransi Jiwa Taspen	-	-	-	-	-	-
23	PT Asuransi Jiwa Sinansari Indonesia	-	-	-	-	-	-
24	PT Asuransi Jiwa BCA	-	-	-	-	-	-
25	PT Lippo Life Assurance	-	-	-	-	-	-
26	PT Pacific Life Insurance	2	50	-	-	2	50
27	PT Asuransi Jiwa Bumiputera	-	-	-	-	-	-
28	PT Asuransi Jiwa Nasional	-	-	-	-	-	-
29	PT Victoria Alife Indonesia	-	-	-	-	-	-
30	PT Asuransi Ciputra Indonesia	-	-	-	-	-	-
31	PT Asuransi Jiwa Millenium	-	-	-	-	-	-
	JUMLAH / *SUB TOTAL*	**717.231**	**32.941.680**	**62.275**	**1.141.068**	**779.506**	**34.082.748**
	PERUSAHAAN ASURANSI JIWA PATUNGAN						
	JOINT VENTURE LIFE INSURANCE COMPANIES						
1	PT Chubb Life Insurance Indonesia	263.493	20.273.699	-	-	263.493	20.273.699
2	PT AIA Financial	373.821	96.070.591	-	-	373.821	96.070.591
3	PT Asuransi Allianz Life Indonesia	490.035	157.955.115	24.785	569.414	514.820	158.524.529
4	PT Astra Aviva Life	21.172	7.602.087	1.200	25.397	22.372	7.627.483
5	PT Avrist Assurance	45.802	7.462.561	-	-	45.802	7.462.561
6	PT AXA Financial Indonesia	88.194	19.230.987	-	-	88.194	19.230.987
7	PT AXA Life Indonesia	-	-	-	-	-	-
8	PT AXA Mandiri Financial Services	633.512	50.868.114	3.044	27.585	636.556	50.895.699
9	PT Asuransi CIGNA	19.671	2.733.636	-	-	19.671	2.733.636
10	PT Commonwealth Life	115.583	35.108.178	-	-	115.583	35.108.178
11	PT Asuransi Jiwa Generali Indonesia	103.502	27.673.230	-	-	103.502	27.673.230
12	PT Great Eastern Life Indonesia	19.434	6.162.494	-	-	19.434	6.162.494
13	PT Tokio Marine Life Insurance Indonesia	17.765	4.834.071	-	-	17.765	4.834.071
14	PT Asuransi Jiwa Manulife Indonesia	283.857	46.374.242	82.090	1.730.363	365.947	48.104.605
15	PT Prudential Life Assurance	2.696.576	346.837.265	37.036	2.586.976	2.733.612	349.424.241
16	PT Asuransi Jiwa Sinarmas MSIG	51.436	5.855.196	376	2.820	51.812	5.858.016
17	PT Sun Life Financial Indonesia	117.451	21.825.012	-	-	117.451	21.825.012
18	PT Zurich Topas Life	29.686	15.080.532	-	-	29.686	15.080.532
19	PT BNI Life Insurance	129.673	13.398.906	40.057	404.362	169.730	13.803.268
20	PT Asuransi Jiwa Sequis Life	180.141	34.522.896	-	-	180.141	34.522.896
21	PT Panin Dai-Chi Life	97.564	30.139.216	10	1.250	97.574	30.140.466
22	PT FWD Life Indonesia	8.633	2.683.983	-	-	8.633	2.683.983
23	PT Hanwha Life Insurance Indonesia	5.215	3.123.698	-	-	5.215	3.123.698
	JUMLAH / *SUB TOTAL*	**5.792.216**	**955.815.709**	**188.598**	**5.348.167**	**5.980.814**	**961.163.876**
	JUMLAH SELURUHNYA / *GRAND TOTAL*	**6.509.447**	**988.757.389**	**250.873**	**6.489.236**	**6.760.320**	**995.246.625**

Keterangan / *Notes* :

*) Tidak Menyampaikan Laporan */ Have Not Submitted Annual Report*

**) Pencabutan Izin Usaha */ Licenses Have Been Removed*

***) Pemberian Izin Usaha Baru */ New Lisences*

PERUSAHAAN ASURANSI JIWA
LIFE INSURANCE BUSINESS

TABEL : 3.16/*TABLE : 3.16*
PERTANGGUNGAN YANG BERLAKU PADA AWAL TAHUN 2017
POLICIES INFORCE AT THE BEGINNING OF THE YEAR 2017
Semua Cabang Selain Kecelakaan Diri dan Kesehatan
All Plans Except Personal Accident & Health

***) Dlm. jutaan rupiah
***) *In million rupiah*

NO.	NAMA PERUSAHAAN *NAME OF COMPANY*	PERT/PERORANGAN *INDIVIDUAL*		PERT/KUMPULAN *GROUP*		JUMLAH *TOTAL*	
		Jumlah Polis *No Of Policies*	Jml. Uang Pert***) *Sum Insured*	Jumlah Peserta *No. Insured*	Jml. Uang Pert***) *Sum Insured*	Polis/Peserta *Policies/Insured*	Jml. Uang Pert***) *Sum Insured*
(1)	(2)	(3)	(4)	(5)	(6)	(7)	(8)
	PERUSAHAAN ASURANSI JIWA SWASTA NASIONAL						
	PRIVATE NATIONAL LIFE INSURANCE COMPANIES						
1	PT Asuransi Jiwa Adisarana Wanaartha	22.185	7.017.997	2.817.519	35.798	2.839.704	7.053.795
2	PT Asuransi BRI Life	194.985	6.451.847	4.299.601	192.803.882	4.494.586	199.255.729
3	AJB Bumiputera 1912	-	-	1.757.657	61.347.872	1.757.657	61.347.872
4	PT Asuransi Jiwa Central Asia Raya	297.897	12.190.509	186.929	19.705.841	484.826	31.896.350
5	PT Equity Life Indonesia	52.026	4.959.920	294.607	16.257.659	346.633	21.217.579
6	PT Heksa Solution Insurance	-	-	-	-	-	-
7	PT Indolife Pensiontama	60.633	20.148.065	43.975	364.310	104.608	20.512.375
8	PT Asuransi Jiwa Inhealth Indonesia	-	-	218	34.128.168	218	34.128.168
9	PT Asuransi Jiwasraya (Persero)	333.519	24.827.570	4.227.451	281.458.958	4.560.970	306.286.528
10	PT Asuransi Jiwa Kresna	226	72.603	69.358	137.136.489	69.584	137.209.092
11	PT Asuransi Simas Jiwa	14.708	437.727	277.099	29.185.444	291.807	29.623.171
12	PT MNC Life Assurance	13.310	1.019.351	35.861	8.197.210	49.171	9.216.561
13	PT Pasaraya Life Insurance	-	-	-	-	-	-
14	PT Asuransi Jiwa Recapital	-	-	85	-	85	-
15	PT Asuransi Jiwa Sequis Financial	5.484	457.344	71.888	3.748.903	77.372	4.206.247
16	PT Asuransi Jiwa Tugu Mandiri	12.986	358.665	42.825	3.187.133	55.811	3.545.798
17	PT Asuransi Jiwa Mega Indonesia	11.526	3.013.997	2.635	1.123.296	14.161	4.137.293
18	PT Asuransi Jiwa Reliance	-	-	1.438.459	120.751.022	1.438.459	120.751.022
19	PT Central Asia Financial	9.578	120.310	-	-	9.578	120.310
20	PT Asuransi Jiwa Indosurya Sukses	849	275.853	144.262	5.756.185	145.111	6.032.037
21	PT Capital Life Indonesia	3.609	1.478.784	55.046	601.706	58.655	2.080.491
22	PT Asuransi Jiwa Taspen	59	3.097	390.926	6.948.000	390.985	6.951.097
23	PT Asuransi Jiwa Sinansari Indonesia	-	-	87	3.622	87	3.622
24	PT Asuransi Jiwa BCA	4.351	104.354	212.021	21.725.928	216.372	21.830.282
25	PT Lippo Life Assurance	-	-	23.196	3.168.020	23.196	3.168.020
26	PT Pacific Life Insurance	-	-	-	-	-	-
27	PT Asuransi Jiwa Bumiputera	-	-	-	-	-	-
28	PT Asuransi Jiwa Nasional	-	-	-	-	-	-
29	PT Victoria Alife Indonesia	-	-	-	-	-	-
30	PT Asuransi Ciputra Indonesia	-	-	-	-	-	-
31	PT Asuransi Jiwa Millenium	-	-	-	-	-	-
	JUMLAH / SUBTOTAL	**1.037.931**	**82.937.993**	**16.391.705**	**947.635.446**	**17.429.636**	**1.030.573.439**
	PERUSAHAAN ASURANSI JIWA PATUNGAN						
	JOINT VENTURE LIFE INSURANCE COMPANIES						
1	PT Chubb Life Insurance Indonesia	265.415	19.681.850	144.764	4.972.385	410.179	24.654.235
2	PT AIA Financial	600.648	184.983.329	290.780	73.925.294	891.428	258.908.623
3	PT Asuransi Allianz Life Indonesia	519.190	141.683.382	1.293.585	203.918.322	1.812.775	345.601.704
4	PT Astra Aviva Life	17.806	5.699.209	413.824	48.314.451	431.630	54.013.660
5	PT Avrist Assurance	120.977	13.556.666	637.717	32.037.515	758.694	45.594.181
6	PT AXA Financial Indonesia	172.591	26.204.567	19.064	1.275.115	191.655	27.479.681
7	PT AXA Life Indonesia	-	-	-	-	-	-
8	PT AXA Mandiri Financial Services	937.165	67.962.189	2.797.230	119.838.707	3.734.395	187.800.895
9	PT Asuransi CIGNA	1.729.514	139.471.507	-	-	1.729.514	139.471.507
10	PT Commonwealth Life	216.646	45.788.159	180.382	37.243.210	397.028	83.031.369
11	PT Asuransi Jiwa Generali Indonesia	95.514	21.005.887	124.281	17.726.329	219.795	38.732.216
12	PT Great Eastern Life Indonesia	28.267	11.941.247	2.841	0	31.108	11.941.248
13	PT Tokio Marine Life Insurance Indonesia	18.681	3.741.763	4.860	735.355	23.541	4.477.118
14	PT Asuransi Jiwa Manulife Indonesia	604.691	96.436.293	672.094	26.941.679	1.276.785	123.377.972
15	PT Prudential Life Assurance	2.863.269	417.988.675	350.294	8.244.403	3.213.563	426.233.078
16	PT Asuransi Jiwa Sinarmas MSIG	125.547	10.659.365	653.345	57.980.971	778.892	68.640.336
17	PT Sun Life Financial Indonesia	209.385	32.565.112	442.122	29.172.543	651.507	61.737.655
18	PT Zurich Topas Life	37.735	13.806.621	4.076	422.728	41.811	14.229.349
19	PT BNI Life Insurance	219.147	18.915.060	971.743	42.992.055	1.190.890	61.907.114
20	PT Asuransi Jiwa Sequis Life	274.384	46.284.899	127.822	8.766.966	402.206	55.051.865
21	PT Panin Dai-Chi Life	126.104	27.664.886	123.152	16.476.930	249.256	44.141.815
22	PT FWD Life Indonesia	7.122	2.184.806	10.447	5.486.575	17.569	7.671.381
23	PT Hanwha Life Insurance Indonesia	6.638	2.517.289	1.029.966	21.270.082	1.036.604	23.787.371
	JUMLAH / *SUBTOTAL*	**9.196.436**	**1.350.742.760**	**10.294.389**	**757.741.611**	**19.490.825**	**2.108.484.372**
	JUMLAH SELURUHNYA / *GRAND TOTAL*	**10.234.367**	**1.433.680.753**	**26.686.094**	**1.705.377.057**	**36.920.461**	**3.139.057.810**

Keterangan / *Notes* :
*) Tidak Menyampaikan Laporan / *Have Not Submitted Annual Report*
**) Pencabutan Izin Usaha / *Licenses Have Been Removed*
***) Pemberian Izin Usaha Baru / *New Lisences*

PERUSAHAAN ASURANSI JIWA
LIFE INSURANCE BUSINESS

TABEL : 3.16.1/*TABLE : 3.16.1*
PERTANGGUNGAN BARU UNTUK TAHUN 2017
NEW BUSINESS FOR THE YEAR 2017
Semua Cabang Selain Kecelakaan Diri dan Kesehatan
All Plans Except Personal Accident & Health

***) Dlm. jutaan rupiah
***) *In million rupiah*

NO.	NAMA PERUSAHAAN *NAME OF COMPANY*	PERT/PERORANGAN *INDIVIDUAL*		PERT/KUMPULAN *GROUP*		JUMLAH *TOTAL*	
		Jumlah Polis *No Of Policies*	Jml. Uang Pert***) *Sum Insured*	Jumlah Peserta *No. Insured*	Jml. Uang Pert***) *Sum Insured*	Polis/Peserta *Policies/Insured*	Jml. Uang Pert***) *Sum Insured*
(1)	(2)	(3)	(4)	(5)	(6)	(7)	(8)
	PERUSAHAAN ASURANSI JIWA SWASTA NASIONAL						
	PRIVATE NATIONAL LIFE INSURANCE COMPANIES						
1	PT Asuransi Jiwa Adisarana Wanaartha	5.003	1.964.891	929.967	1.744	934.970	1.966.635
2	PT Asuransi BRI Life	89.267	7.681.533	946.736	162.727.284	1.036.003	170.408.817
3	AJB Bumiputera 1912	-	-	574.798	12.067.266	574.798	12.067.266
4	PT Asuransi Jiwa Central Asia Raya	323.134	8.786.730	60.976	6.571.820	384.110	15.358.549
5	PT Equity Life Indonesia	9.602	929.069	470.761	7.699.281	480.363	8.628.350
6	PT Heksa Solution Insurance	-	-	-	-	-	-
7	PT Indolife Pensiontama	32.428	15.918.053	31.576	303.221	64.004	16.221.273
8	PT Asuransi Jiwa Inhealth Indonesia	-	-	255	26.818.970	255	26.818.970
9	PT Asuransi Jiwasraya (Persero)	86.719	35.765.023	2.075.124	29.636.906	2.161.843	65.401.929
10	PT Asuransi Jiwa Kresna	3.591	1.710.665	8.221	257.935	11.812	1.968.600
11	PT Asuransi Simas Jiwa	23.602	584.106	26.927	7.074.264	50.529	7.658.370
12	PT MNC Life Assurance	1.351	231.440	16.031	2.843.878	17.382	3.075.318
13	PT Pasaraya Life Insurance	-	-	-	-	-	-
14	PT Asuransi Jiwa Recapital	-	-	4	-	4	-
15	PT Asuransi Jiwa Sequis Financial	125	6.578	10.039	1.462.473	10.164	1.469.051
16	PT Asuransi Jiwa Tugu Mandiri	27.182	666.847	17.857	3.199.617	45.039	3.866.465
17	PT Asuransi Jiwa Mega Indonesia	1.363	482.298	374.356	3.796.358	375.719	4.278.656
18	PT Asuransi Jiwa Reliance	-	-	1.798.255	64.135.376	1.798.255	64.135.376
19	PT Central Asia Financial	7.289	274.393	-	-	7.289	274.393
20	PT Asuransi Jiwa Indosurya Sukses	1.105	124.806	184.638	6.333.948	185.743	6.458.754
21	PT Capital Life Indonesia	8.111	3.048.905	58.173	1.204.747	66.284	4.253.652
22	PT Asuransi Jiwa Taspen	141	6.428	94.699	8.346.220	94.840	8.352.648
23	PT Asuransi Jiwa Sinansari Indonesia	-	-	-	-	-	-
24	PT Asuransi Jiwa BCA	6.856	244.453	-	-	6.856	244.453
25	PT Lippo Life Assurance	-	-	37.765	5.352.010	37.765	5.352.010
26	PT Pacific Life Insurance	7	305	67	31.200	74	31.505
27	PT Asuransi Jiwa Bumiputera	-	-	-	-	-	-
28	PT Asuransi Jiwa Nasional	-	-	88.447	5.816.797	88.447	5.816.797
29	PT Victoria Alife Indonesia	76	26.136	14	238	90	26.374
30	PT Asuransi Ciputra Indonesia	1.206	448	1.505	322.631	2.711	323.079
31	PT Asuransi Jiwa Millenium	5	-	-	-	5	-
	JUMLAH / SUBTOTAL	**628.163**	**78.453.106**	**7.807.191**	**356.004.185**	**8.435.354**	**434.457.291**
	PERUSAHAAN ASURANSI JIWA PATUNGAN						
	JOINT VENTURE LIFE INSURANCE COMPANIES						
1	PT Chubb Life Insurance Indonesia	31.284	3.368.564	6.987	640.982	38.271	4.009.546
2	PT AIA Financial	62.723	36.494.112	172.289	22.676.137	235.012	59.170.248
3	PT Asuransi Allianz Life Indonesia	108.996	35.201.693	133.896	9.649.031	242.892	44.850.724
4	PT Astra Aviva Life	17.026	3.877.850	325.992	34.238.534	343.018	38.116.384
5	PT Avrist Assurance	3.184	1.276.314	132.890	6.009.410	136.074	7.285.724
6	PT AXA Financial Indonesia	41.516	6.989.968	10.032	1.160.788	51.548	8.150.756
7	PT AXA Life Indonesia	-	-	-	-	-	-
8	PT AXA Mandiri Financial Services	164.888	13.583.819	941.953	34.234.216	1.106.841	47.818.035
9	PT Asuransi CIGNA	280.253	77.216.009	-	-	280.253	77.216.009
10	PT Commonwealth Life	11.419	3.816.130	106.667	17.145.260	118.086	20.961.390
11	PT Asuransi Jiwa Generali Indonesia	30.735	10.791.611	57.863	9.530.940	88.598	20.322.551
12	PT Great Eastern Life Indonesia	6.028	3.142.539	1.803	521.021	7.831	3.663.560
13	PT Tokio Marine Life Insurance Indonesia	12.763	2.272.457	2.383	720.785	15.146	2.993.241
14	PT Asuransi Jiwa Manulife Indonesia	53.390	17.109.241	82.100	700.981	135.490	17.810.222
15	PT Prudential Life Assurance	278.762	70.717.601	8.839	3.145.530	287.601	73.863.132
16	PT Asuransi Jiwa Sinarmas MSIG	59.618	4.296.808	225.998	16.575.756	285.616	20.872.564
17	PT Sun Life Financial Indonesia	27.750	5.668.327	150.247	13.061.446	177.997	18.729.772
18	PT Zurich Topas Life	25.327	8.685.950	4.619	669.822	29.946	9.355.772
19	PT BNI Life Insurance	115.430	9.643.895	1.123.458	38.055.276	1.238.888	47.699.172
20	PT Asuransi Jiwa Sequis Life	37.538	6.554.842	4.170	928.663	41.708	7.483.506
21	PT Panin Dai-Chi Life	9.353	3.359.900	1.569	52.384	10.922	3.412.284
22	PT FWD Life Indonesia	5.320	1.304.898	287.703	7.637.018	293.023	8.941.916
23	PT Hanwha Life Insurance Indonesia	4.338	1.811.216	57.707	4.091.499	62.045	5.902.715
	JUMLAH / *SUBTOTAL*	**1.387.641**	**327.183.744**	**3.839.165**	**221.445.480**	**5.226.806**	**548.629.224**
	JUMLAH SELURUHNYA / *GRAND TOTAL*	**2.015.804**	**405.636.850**	**11.646.356**	**577.449.664**	**13.662.160**	**983.086.515**

Keterangan / *Notes* :
*) Tidak Menyampaikan Laporan / *Have Not Submitted Annual Report*
**) Pencabutan Izin Usaha / *Licenses Have Been Removed*
***) Pemberian Izin Usaha Baru / *New Lisences*

PERUSAHAAN ASURANSI JIWA
LIFE INSURANCE BUSINESS

TABEL : 3.16.2/*TABLE : 3.16.2*
PEMULIHAN KEMBALI POLIS UNTUK TAHUN 2017
REINSTATEMENT FOR THE YEAR 2017
Semua Cabang Selain Kecelakaan Diri dan Kesehatan
All Plans Except Personal Accident & Health

***) Dlm. jutaan rupiah
***) *In million rupiah*

NO.	NAMA PERUSAHAAN *NAME OF COMPANY*	PERT/PERORANGAN *INDIVIDUAL*		PERT/KUMPULAN *GROUP*		JUMLAH *TOTAL*	
		Jumlah Polis *No Of Policies*	Jml. Uang Pert***) *Sum Insured*	Jumlah Peserta *No. Insured*	Jml. Uang Pert***) *Sum Insured*	Polis/Peserta *Policies/Insured*	Jml. Uang Pert***) *Sum Insured*
(1)	(2)	(3)	(4)	(5)	(6)	(7)	(8)
	PERUSAHAAN ASURANSI JIWA SWASTA NASIONAL						
	PRIVATE NATIONAL LIFE INSURANCE COMPANIES						
1	PT Asuransi Jiwa Adisarana Wanaartha	204	6.740	-	-	204	6.740
2	PT Asuransi BRI Life	1.820	31.558	-	-	1.820	31.558
3	AJB Bumiputera 1912	-	-	-	-	-	-
4	PT Asuransi Jiwa Central Asia Raya	1.845	74.646	25.387	911.876	27.232	986.522
5	PT Equity Life Indonesia	9	417	-	-	9	417
6	PT Heksa Solution Insurance	-	-	-	-	-	-
7	PT Indolife Pensiontama	-	-	-	-	-	-
8	PT Asuransi Jiwa Inhealth Indonesia	-	-	-	-	-	-
9	PT Asuransi Jiwasraya (Persero)	-	-	-	-	-	-
10	PT Asuransi Jiwa Kresna	-	-	-	-	-	-
11	PT Asuransi Simas Jiwa	-	1	-	-	-	1
12	PT MNC Life Assurance	-	-	-	-	-	-
13	PT Pasaraya Life Insurance	-	-	-	-	-	-
14	PT Asuransi Jiwa Recapital	-	-	-	-	-	-
15	PT Asuransi Jiwa Sequis Financial	-	-	-	-	-	-
16	PT Asuransi Jiwa Tugu Mandiri	-	-	-	-	-	-
17	PT Asuransi Jiwa Mega Indonesia	-	-	-	-	-	-
18	PT Asuransi Jiwa Reliance	-	-	-	-	-	-
19	PT Central Asia Financial	6	225	-	-	6	225
20	PT Asuransi Jiwa Indosurya Sukses	-	-	-	-	-	-
21	PT Capital Life Indonesia	-	-	-	-	-	-
22	PT Asuransi Jiwa Taspen	-	-	-	-	-	-
23	PT Asuransi Jiwa Sinansari Indonesia	-	-	-	-	-	-
24	PT Asuransi Jiwa BCA	-	-	250.684	29.008.846	250.684	29.008.846
25	PT Lippo Life Assurance	-	-	17	4.371	17	4.371
26	PT Pacific Life Insurance	-	-	-	-	-	-
27	PT Asuransi Jiwa Bumiputera	-	-	-	-	-	-
28	PT Asuransi Jiwa Nasional	-	-	-	-	-	-
29	PT Victoria Alife Indonesia	-	-	-	-	-	-
30	PT Asuransi Ciputra Indonesia	-	-	-	-	-	-
31	PT Asuransi Jiwa Millenium	-	-	-	-	-	-
	JUMLAH / SUBTOTAL	**3.884**	**113.588**	**276.088**	**29.925.093**	**279.972**	**30.038.681**
	PERUSAHAAN ASURANSI JIWA PATUNGAN						
	JOINT VENTURE LIFE INSURANCE COMPANIES						
1	PT Chubb Life Insurance Indonesia	445	30.322	-	-	445	30.322
2	PT AIA Financial	2.237	58.787.351	-	-	2.237	58.787.351
3	PT Asuransi Allianz Life Indonesia	21.550	6.726.266	397.842	22.619.218	419.392	29.345.484
4	PT Astra Aviva Life	337	162.843	6.730	1.350.404	7.067	1.513.247
5	PT Avrist Assurance	173	52.071	1.108	69.081	1.281	121.152
6	PT AXA Financial Indonesia	2.570	208.375	-	-	2.570	208.375
7	PT AXA Life Indonesia	-	-	-	-	-	-
8	PT AXA Mandiri Financial Services	10.460	646.691	-	-	10.460	646.691
9	PT Asuransi CIGNA	804	66.625	-	-	804	66.625
10	PT Commonwealth Life	408	145.605	-	-	408	145.605
11	PT Asuransi Jiwa Generali Indonesia	3.126	961.057	48.899	11.283.843	52.025	12.244.900
12	PT Great Eastern Life Indonesia	321	211.773	-	-	321	211.773
13	PT Tokio Marine Life Insurance Indonesia	169	18.376	281	50.262	450	68.638
14	PT Asuransi Jiwa Manulife Indonesia	753	203.597	33	101	786	203.698
15	PT Prudential Life Assurance	8.169	1.252.845	183	10.464	8.352	1.263.309
16	PT Asuransi Jiwa Sinarmas MSIG	-	-	-	-	-	-
17	PT Sun Life Financial Indonesia	2.912	604.173	116	71.191	3.028	675.364
18	PT Zurich Topas Life	185	79.322	-	-	185	79.322
19	PT BNI Life Insurance	2.111	139.053	-	-	2.111	139.053
20	PT Asuransi Jiwa Sequis Life	283	54.600	25.052	3.236.504	25.335	3.291.104
21	PT Panin Dai-Chi Life	17.819	6.241.100	6.374	724.376	24.193	6.965.477
22	PT FWD Life Indonesia	33	5.840	-	-	33	5.840
23	PT Hanwha Life Insurance Indonesia	29	7.242	-	-	29	7.242
	JUMLAH / *SUBTOTAL*	**74.894**	**76.605.129**	**486.618**	**39.415.444**	**561.512**	**116.020.573**
	JUMLAH SELURUHNYA / *GRAND TOTAL*	**78.778**	**76.718.717**	**762.706**	**69.340.537**	**841.484**	**146.059.254**

Keterangan / *Notes* :
*) Tidak Menyampaikan Laporan / *Have Not Submitted Annual Report*
**) Pencabutan Izin Usaha / *Licenses Have Been Removed*
***) Pemberian Izin Usaha Baru / *New Lisences*

PERUSAHAAN ASURANSI JIWA
LIFE INSURANCE BUSINESS

TABEL : 3.16.3/*TABLE : 3.16.3*
PERUBAHAN DARI CABANG LAIN UNTUK TAHUN 2017
ALTERATION FROM OTHER PLANS FOR THE YEAR 2017
Semua Cabang Selain Kecelakaan Diri dan Kesehatan
All Plans Except Personal Accident & Health

***) Dlm. jutaan rupiah
***) *In million rupiah*

NO.	NAMA PERUSAHAAN *NAME OF COMPANY*	PERT/PERORANGAN *INDIVIDUAL*		PERT/KUMPULAN *GROUP*		JUMLAH *TOTAL*	
		Jumlah Polis *No Of Policies*	Jml. Uang Pert***) *Sum Insured*	Jumlah Peserta *No. Insured*	Jml. Uang Pert***) *Sum Insured*	Polis/Peserta *Policies/Insured*	Jml. Uang Pert***) *Sum Insured*
(1)	(2)	(3)	(4)	(5)	(6)	(7)	(8)
	PERUSAHAAN ASURANSI JIWA SWASTA NASIONAL						
	PRIVATE NATIONAL LIFE INSURANCE COMPANIES						
1	PT Asuransi Jiwa Adisarana Wanaartha	-	-	-	-	-	-
2	PT Asuransi BRI Life	-	-	-	-	-	-
3	AJB Bumiputera 1912	-	-	-	-	-	-
4	PT Asuransi Jiwa Central Asia Raya	760	8.012.336	751	81.610	1.511	8.093.946
5	PT Equity Life Indonesia	-	-	-	-	-	-
6	PT Heksa Solution Insurance	-	-	-	-	-	-
7	PT Indolife Pensiontama	-	-	-	-	-	-
8	PT Asuransi Jiwa Inhealth Indonesia	-	-	-	-	-	-
9	PT Asuransi Jiwasraya (Persero)	-	-	-	-	-	-
10	PT Asuransi Jiwa Kresna	-	-	-	-	-	-
11	PT Asuransi Simas Jiwa	-	-	-	-	-	-
12	PT MNC Life Assurance	-	-	-	-	-	-
13	PT Pasaraya Life Insurance	-	-	-	-	-	-
14	PT Asuransi Jiwa Recapital	-	-	-	-	-	-
15	PT Asuransi Jiwa Sequis Financial	197	13.300	-	-	197	13.300
16	PT Asuransi Jiwa Tugu Mandiri	-	-	-	-	-	-
17	PT Asuransi Jiwa Mega Indonesia	-	-	-	-	-	-
18	PT Asuransi Jiwa Reliance	-	-	-	-	-	-
19	PT Central Asia Financial	-	-	-	-	-	-
20	PT Asuransi Jiwa Indosurya Sukses	-	-	-	-	-	-
21	PT Capital Life Indonesia	-	-	-	-	-	-
22	PT Asuransi Jiwa Taspen	-	-	-	-	-	-
23	PT Asuransi Jiwa Sinansari Indonesia	-	-	-	-	-	-
24	PT Asuransi Jiwa BCA	-	-	-	-	-	-
25	PT Lippo Life Assurance	-	-	-	-	-	-
26	PT Pacific Life Insurance	-	-	-	-	-	-
27	PT Asuransi Jiwa Bumiputera	-	-	-	-	-	-
28	PT Asuransi Jiwa Nasional	-	-	-	-	-	-
29	PT Victoria Alife Indonesia	-	-	-	-	-	-
30	PT Asuransi Ciputra Indonesia	-	-	-	-	-	-
31	PT Asuransi Jiwa Millenium	-	-	-	-	-	-
	JUMLAH / SUBTOTAL	**957**	**8.025.636**	**751**	**81.610**	**1.708**	**8.107.246**
	PERUSAHAAN ASURANSI JIWA PATUNGAN						
	JOINT VENTURE LIFE INSURANCE COMPANIES						
1	PT Chubb Life Insurance Indonesia	-	-	-	-	-	-
2	PT AIA Financial	-	-	-	-	-	-
3	PT Asuransi Allianz Life Indonesia	2.458	4.550	1.204.076	10.220.811	1.206.534	10.225.361
4	PT Astra Aviva Life	-	-	-	-	-	-
5	PT Avrist Assurance	-	52.350	-	1.742	-	54.091
6	PT AXA Financial Indonesia	-	-	-	-	-	-
7	PT AXA Life Indonesia	-	-	-	-	-	-
8	PT AXA Mandiri Financial Services	-	-	-	-	-	-
9	PT Asuransi CIGNA	-	-	-	-	-	-
10	PT Commonwealth Life	2.640	349.088	27.371	2.633.286	30.011	2.982.373
11	PT Asuransi Jiwa Generali Indonesia	-	-	-	-	-	-
12	PT Great Eastern Life Indonesia	-	-	-	-	-	-
13	PT Tokio Marine Life Insurance Indonesia	-	-	-	-	-	-
14	PT Asuransi Jiwa Manulife Indonesia	200.169	34.878.558	-	7	200.169	34.878.565
15	PT Prudential Life Assurance	-	-	-	-	-	-
16	PT Asuransi Jiwa Sinarmas MSIG	-	-	-	-	-	-
17	PT Sun Life Financial Indonesia	27	15.503	-	-	27	15.503
18	PT Zurich Topas Life	-	-	-	-	-	-
19	PT BNI Life Insurance	-	-	-	-	-	-
20	PT Asuransi Jiwa Sequis Life	-	-	-	-	-	-
21	PT Panin Dai-Chi Life	-	-	-	-	-	-
22	PT FWD Life Indonesia	-	-	-	-	-	-
23	PT Hanwha Life Insurance Indonesia	-	-	-	-	-	-
	JUMLAH / *SUBTOTAL*	**205.294**	**35.300.047**	**1.231.447**	**12.855.846**	**1.436.741**	**48.155.893**
	JUMLAH SELURUHNYA / *GRAND TOTAL*	**206.251**	**43.325.683**	**1.232.198**	**12.937.456**	**1.438.449**	**56.263.139**

Keterangan / *Notes* :
*) Tidak Menyampaikan Laporan */ Have Not Submitted Annual Report*
**) Pencabutan Izin Usaha */ Licenses Have Been Removed*
***) Pemberian Izin Usaha Baru */ New Lisences*

PERUSAHAAN ASURANSI JIWA
LIFE INSURANCE BUSINESS

TABEL : 3.16.4/*TABLE : 3.16.4*
MENINGGAL DALAM TAHUN 2017
DEATHS FOR THE YEAR 2017
Semua Cabang Selain Kecelakaan Diri dan Kesehatan
All Plans Except Personal Accident & Health

***) Dlm. jutaan rupiah
***) *In million rupiah*

NO.	NAMA PERUSAHAAN *NAME OF COMPANY*	PERT/PERORANGAN *INDIVIDUAL*		PERT/KUMPULAN *GROUP*		JUMLAH *TOTAL*	
		Jumlah Polis *No Of Policies*	Jml. Uang Pert***) *Sum Insured*	Jumlah Peserta *No. Insured*	Jml. Uang Pert***) *Sum Insured*	Polis/Peserta *Policies/Insured*	Jml. Uang Pert***) *Sum Insured*
(1)	(2)	(3)	(4)	(5)	(6)	(7)	(8)
	PERUSAHAAN ASURANSI JIWA SWASTA NASIONAL						
	PRIVATE NATIONAL LIFE INSURANCE COMPANIES						
1	PT Asuransi Jiwa Adisarana Wanaartha	-	-	808	-	808	-
2	PT Asuransi BRI Life	24.238	366.968	135.411	1.896.775	159.649	2.263.743
3	AJB Bumiputera 1912	-	-	2.025	72.362	2.025	72.362
4	PT Asuransi Jiwa Central Asia Raya	561	28.082	276	29.207	837	57.289
5	PT Equity Life Indonesia	149	12.294	285	17.763	434	30.057
6	PT Heksa Solution Insurance	-	-	-	-	-	-
7	PT Indolife Pensiontama	123	41.420	29	227	152	41.647
8	PT Asuransi Jiwa Inhealth Indonesia	-	-	-	94.049	-	94.049
9	PT Asuransi Jiwasraya (Persero)	7.883	135.598	10.641	731.284	18.524	866.883
10	PT Asuransi Jiwa Kresna	-	-	41	1.173	41	1.173
11	PT Asuransi Simas Jiwa	5	115	235	46.695	240	46.810
12	PT MNC Life Assurance	1	15	87	14.733	88	14.748
13	PT Pasaraya Life Insurance	-	-	-	-	-	-
14	PT Asuransi Jiwa Recapital	-	-	-	-	-	-
15	PT Asuransi Jiwa Sequis Financial	17	1.524	51	7.909	68	9.433
16	PT Asuransi Jiwa Tugu Mandiri	18	476	112	6.328	130	6.804
17	PT Asuransi Jiwa Mega Indonesia	14	2.523	11	3.091	25	5.614
18	PT Asuransi Jiwa Reliance	-	-	2.003	145.659	2.003	145.659
19	PT Central Asia Financial	11	647	-	-	11	647
20	PT Asuransi Jiwa Indosurya Sukses	-	-	608	40.259	608	40.259
21	PT Capital Life Indonesia	9	2.070	66	1.471	75	3.541
22	PT Asuransi Jiwa Taspen	-	-	3.954	67.438	3.954	67.438
23	PT Asuransi Jiwa Sinansari Indonesia	-	-	-	-	-	-
24	PT Asuransi Jiwa BCA	7	931	390	60.575	397	61.506
25	PT Lippo Life Assurance	-	-	77	10.038	77	10.038
26	PT Pacific Life Insurance	-	-	-	-	-	-
27	PT Asuransi Jiwa Bumiputera	-	-	-	-	-	-
28	PT Asuransi Jiwa Nasional	-	-	-	-	-	-
29	PT Victoria Alife Indonesia	-	-	-	-	-	-
30	PT Asuransi Ciputra Indonesia	-	-	-	-	-	-
31	PT Asuransi Jiwa Millenium	-	-	-	-	-	-
	JUMLAH / SUBTOTAL	**33.036**	**592.664**	**157.110**	**3.247.035**	**190.146**	**3.839.699**
	PERUSAHAAN ASURANSI JIWA PATUNGAN						
	JOINT VENTURE LIFE INSURANCE COMPANIES						
1	PT Chubb Life Insurance Indonesia	330	17.468	2.229	37.632	2.559	55.100
2	PT AIA Financial	1.622	683.677	423	65.401	2.045	749.078
3	PT Asuransi Allianz Life Indonesia	1.600	278.240	-	-	1.600	278.240
4	PT Astra Aviva Life	26	7.346	179	30.449	205	37.795
5	PT Avrist Assurance	304	25.503	3.856	251.031	4.160	276.533
6	PT AXA Financial Indonesia	366	55.131	-	-	366	55.131
7	PT AXA Life Indonesia	-	-	-	-	-	-
8	PT AXA Mandiri Financial Services	1.150	38.507	3.824	155.775	4.974	194.282
9	PT Asuransi CIGNA	1.889	224.798	-	-	1.889	224.798
10	PT Commonwealth Life	343	61.917	-	-	343	61.917
11	PT Asuransi Jiwa Generali Indonesia	199	45.584	2.552	149.762	2.751	195.345
12	PT Great Eastern Life Indonesia	39	8.362	-	-	39	8.362
13	PT Tokio Marine Life Insurance Indonesia	39	5.629	3	564	42	6.194
14	PT Asuransi Jiwa Manulife Indonesia	2.088	285.952	756	32.289	2.844	318.241
15	PT Prudential Life Assurance	5.884	732.675	547	21.181	6.431	753.856
16	PT Asuransi Jiwa Sinarmas MSIG	227	16.240	669	71.928	896	88.168
17	PT Sun Life Financial Indonesia	614	85.982	129	20.648	743	106.630
18	PT Zurich Topas Life	81	20.748	9	1.884	90	22.632
19	PT BNI Life Insurance	786	70.997	720	105.351	1.506	176.348
20	PT Asuransi Jiwa Sequis Life	656	80.677	37	10.893	693	91.570
21	PT Panin Dai-Chi Life	281	37.747	86	19.230	367	56.977
22	PT FWD Life Indonesia	24	3.642	154	6.821	178	10.463
23	PT Hanwha Life Insurance Indonesia	6	2.664	1.409	53.634	1.415	56.299
	JUMLAH / *SUBTOTAL*	**18.554**	**2.789.486**	**17.582**	**1.034.473**	**36.136**	**3.823.959**
	JUMLAH SELURUHNYA / *GRAND TOTAL*	**51.590**	**3.382.150**	**174.692**	**4.281.508**	**226.282**	**7.663.658**

Keterangan / *Notes* :
*) Tidak Menyampaikan Laporan / *Have Not Submitted Annual Report*
**) Pencabutan Izin Usaha / *Licenses Have Been Removed*
***) Pemberian Izin Usaha Baru / *New Lisences*

PERUSAHAAN ASURANSI JIWA
LIFE INSURANCE BUSINESS

TABEL : 3.16.5/*TABLE : 3.16.5*
HABIS KONTRAK DALAM TAHUN 2017
MATURITIES FOR THE YEAR 2017
Semua Cabang Selain Kecelakaan Diri dan Kesehatan
All Plans Except Personal Accident & Health

***) Dlm. jutaan rupiah
***) *In million rupiah*

NO.	NAMA PERUSAHAAN *NAME OF COMPANY*	PERT/PERORANGAN *INDIVIDUAL*		PERT/KUMPULAN *GROUP*		JUMLAH *TOTAL*	
		Jumlah Polis *No Of Policies*	Jml. Uang Pert***) *Sum Insured*	Jumlah Peserta *No. Insured*	Jml. Uang Pert***) *Sum Insured*	Polis/Peserta *Policies/Insured*	Jml. Uang Pert***) *Sum Insured*
(1)	(2)	(3)	(4)	(5)	(6)	(7)	(8)
	PERUSAHAAN ASURANSI JIWA SWASTA NASIONAL *PRIVATE NATIONAL LIFE INSURANCE COMPANIES*						
1	PT Asuransi Jiwa Adisarana Wanaartha	474	300.982	216.013	2.323	216.487	303.305
2	PT Asuransi BRI Life	5.496	93.756	875.247	138.666.630	880.743	138.760.386
3	AJB Bumiputera 1912	-	-	712.062	15.327.204	712.062	15.327.204
4	PT Asuransi Jiwa Central Asia Raya	2.124	69.874	46.807	1.403.628	48.931	1.473.502
5	PT Equity Life Indonesia	2.968	185.571	151.958	2.923.736	154.926	3.109.306
6	PT Heksa Solution Insurance	-	-	-	-	-	-
7	PT Indolife Pensiontama	3.763	913.686	41.540	346.704	45.303	1.260.389
8	PT Asuransi Jiwa Inhealth Indonesia	-	-	128	4.119.166	128	4.119.166
9	PT Asuransi Jiwasraya (Persero)	22.484	13.607.509	1.255.015	32.949.176	1.277.499	46.556.686
10	PT Asuransi Jiwa Kresna	-	-	18.568	334.370	18.568	334.370
11	PT Asuransi Simas Jiwa	70	1.754	75.853	8.416.044	75.923	8.417.798
12	PT MNC Life Assurance	30	4.913	17.244	2.605.449	17.274	2.610.362
13	PT Pasaraya Life Insurance	-	-	-	-	-	-
14	PT Asuransi Jiwa Recapital	-	-	-	-	-	-
15	PT Asuransi Jiwa Sequis Financial	43	2.073	-	-	43	2.073
16	PT Asuransi Jiwa Tugu Mandiri	196	3.869	9.398	1.114.160	9.594	1.118.029
17	PT Asuransi Jiwa Mega Indonesia	-	-	146	99.782	146	99.782
18	PT Asuransi Jiwa Reliance	-	-	801.319	48.467.589	801.319	48.467.589
19	PT Central Asia Financial	57	7.775	-	-	57	7.775
20	PT Asuransi Jiwa Indosurya Sukses	225	116.135	131.809	2.600.263	132.034	2.716.399
21	PT Capital Life Indonesia	5.404	2.104.930	53.842	808.626	59.246	2.913.557
22	PT Asuransi Jiwa Taspen	-	-	15.388	198.814	15.388	198.814
23	PT Asuransi Jiwa Sinansari Indonesia	-	-	48	1.069	48	1.069
24	PT Asuransi Jiwa BCA	-	-	71.222	8.454.080	71.222	8.454.080
25	PT Lippo Life Assurance	-	-	24.400	3.003.890	24.400	3.003.890
26	PT Pacific Life Insurance	-	-	-	-	-	-
27	PT Asuransi Jiwa Bumiputera	-	-	-	-	-	-
28	PT Asuransi Jiwa Nasional	-	-	-	-	-	-
29	PT Victoria Alife Indonesia	-	-	-	-	-	-
30	PT Asuransi Ciputra Indonesia	-	-	-	-	-	-
31	PT Asuransi Jiwa Millenium	-	-	-	-	-	-
	JUMLAH / SUBTOTAL	**43.334**	**17.412.827**	**4.518.007**	**271.842.703**	**4.561.341**	**289.255.530**
	PERUSAHAAN ASURANSI JIWA PATUNGAN *JOINT VENTURE LIFE INSURANCE COMPANIES*						
1	PT Chubb Life Insurance Indonesia	6	14	1.784	373.526	1.790	373.539
2	PT AIA Financial	10.449	792.110	57.445	10.497.771	67.894	11.289.881
3	PT Asuransi Allianz Life Indonesia	1.258	56.354	107.202	178.236.426	108.460	178.292.780
4	PT Astra Aviva Life	134	7.987	83.460	2.193.461	83.594	2.201.449
5	PT Avrist Assurance	2.369	802.813	138.209	3.799.622	140.578	4.602.434
6	PT AXA Financial Indonesia	366	20.600	20.283	1.024.064	20.649	1.044.664
7	PT AXA Life Indonesia	-	-	-	-	-	-
8	PT AXA Mandiri Financial Services	615	5.730	1.335.222	33.185.767	1.335.837	33.191.497
9	PT Asuransi CIGNA	332.095	35.463.840	-	-	332.095	35.463.840
10	PT Commonwealth Life	4.119	370.177	66.064	8.577.174	70.183	8.947.351
11	PT Asuransi Jiwa Generali Indonesia	-	-	48.328	9.775.647	48.328	9.775.647
12	PT Great Eastern Life Indonesia	619	289.556	2.841	0	3.460	289.556
13	PT Tokio Marine Life Insurance Indonesia	6	88	1.581	355.001	1.587	355.090
14	PT Asuransi Jiwa Manulife Indonesia	7.271	645.766	22.412	140.083	29.683	785.849
15	PT Prudential Life Assurance	19	51.569	43.564	2.132.025	43.583	2.183.594
16	PT Asuransi Jiwa Sinarmas MSIG	12.013	285.208	218.597	9.427.994	230.610	9.713.201
17	PT Sun Life Financial Indonesia	185	47.793	6.379	187.454	6.564	235.247
18	PT Zurich Topas Life	1.582	17.864	906	32.607	2.488	50.471
19	PT BNI Life Insurance	490	107.485	715	8.757	1.205	116.242
20	PT Asuransi Jiwa Sequis Life	2.427	146.354	-	-	2.427	146.354
21	PT Panin Dai-Chi Life	997	77.479	24.426	355.214	25.423	432.694
22	PT FWD Life Indonesia	-	-	3.057	78.735	3.057	78.735
23	PT Hanwha Life Insurance Indonesia	1	0	904.705	8.792.374	904.706	8.792.374
	JUMLAH / *SUBTOTAL*	**377.021**	**39.188.787**	**3.087.180**	**269.173.702**	**3.464.201**	**308.362.489**
	JUMLAH SELURUHNYA / *GRAND TOTAL*	**420.355**	**56.601.614**	**7.605.187**	**541.016.405**	**8.025.542**	**597.618.019**

Keterangan / *Notes* :
*) Tidak Menyampaikan Laporan */ Have Not Submitted Annual Report*
**) Pencabutan Izin Usaha */ Licenses Have Been Removed*
***) Pemberian Izin Usaha Baru */ New Lisences*

PERUSAHAAN ASURANSI JIWA
LIFE INSURANCE BUSINESS

TABEL : 3.16.6/*TABLE : 3.16.6*
PEMUTUSAN KONTRAK PRODUK YANG DIHASILKAN TAHUN 2017
LAPSE FOR PRODUCTS PRODUCES FOR THE YEAR 2017
Semua Cabang Selain Kecelakaan Diri dan Kesehatan
All Plans Except Personal Accident & Health

***) Dlm. jutaan rupiah
***) *In million rupiah*

NO.	NAMA PERUSAHAAN *NAME OF COMPANY*	PERT/PERORANGAN *INDIVIDUAL*		PERT/KUMPULAN *GROUP*		JUMLAH *TOTAL*	
		Jumlah Polis *No Of Policies*	Jml. Uang Pert***) *Sum Insured*	Jumlah Peserta *No. Insured*	Jml. Uang Pert***) *Sum Insured*	Polis/Peserta *Policies/Insured*	Jml. Uang Pert***) *Sum Insured*
(1)	(2)	(3)	(4)	(5)	(6)	(7)	(8)
	PERUSAHAAN ASURANSI JIWA SWASTA NASIONAL						
	PRIVATE NATIONAL LIFE INSURANCE COMPANIES						
1	PT Asuransi Jiwa Adisarana Wanaartha	125	4.984	-	303	125	5.287
2	PT Asuransi BRI Life	14.619	316.838	12.460	3.055.519	27.079	3.372.357
3	AJB Bumiputera 1912	-	-	79	842	79	842
4	PT Asuransi Jiwa Central Asia Raya	25.012	561.336	2.251	182.235	27.263	743.571
5	PT Equity Life Indonesia	7.789	494.580	647	36.561	8.436	531.141
6	PT Heksa Solution Insurance	-	-	-	-	-	-
7	PT Indolife Pensiontama	2.738	1.551.228	2.406	17.379	5.144	1.568.607
8	PT Asuransi Jiwa Inhealth Indonesia	-	-	-	-	-	-
9	PT Asuransi Jiwasraya (Persero)	17.238	407.266	1.849	244.866	19.087	652.132
10	PT Asuransi Jiwa Kresna	523	106	4.998	169.540	5.521	169.647
11	PT Asuransi Simas Jiwa	178	242	68	24.462	246	24.704
12	PT MNC Life Assurance	105	7.723	599	306.993	704	314.716
13	PT Pasaraya Life Insurance	-	-	-	-	-	-
14	PT Asuransi Jiwa Recapital	-	-	-	-	-	-
15	PT Asuransi Jiwa Sequis Financial	-	-	41	36.225	41	36.225
16	PT Asuransi Jiwa Tugu Mandiri	255	5.303	2.701	83.746	2.956	89.049
17	PT Asuransi Jiwa Mega Indonesia	499	23.745	4	2.470	503	26.215
18	PT Asuransi Jiwa Reliance	-	-	-	-	-	-
19	PT Central Asia Financial	2.811	76.673	-	-	2.811	76.673
20	PT Asuransi Jiwa Indosurya Sukses	75	1.745	24.301	1.173.911	24.376	1.175.656
21	PT Capital Life Indonesia	38	18.586	115	5.703	153	24.289
22	PT Asuransi Jiwa Taspen	-	-	548	16.062	548	16.062
23	PT Asuransi Jiwa Sinansari Indonesia	-	-	-	-	-	-
24	PT Asuransi Jiwa BCA	553	7.211	13.110	594.204	13.663	601.414
25	PT Lippo Life Assurance	-	-	277	30.224	277	30.224
26	PT Pacific Life Insurance	-	-	-	-	-	-
27	PT Asuransi Jiwa Bumiputera	-	-	-	-	-	-
28	PT Asuransi Jiwa Nasional	-	-	-	-	-	-
29	PT Victoria Alife Indonesia	-	-	-	-	-	-
30	PT Asuransi Ciputra Indonesia	66	22	-	-	66	22
31	PT Asuransi Jiwa Millenium	-	-	-	-	-	-
	JUMLAH / SUBTOTAL	**72.624**	**3.477.587**	**66.454**	**5.981.245**	**139.078**	**9.458.832**
	PERUSAHAAN ASURANSI JIWA PATUNGAN						
	JOINT VENTURE LIFE INSURANCE COMPANIES						
1	PT Chubb Life Insurance Indonesia	-	-	-	-	-	-
2	PT AIA Financial	13.896	22.404.166	89	337.132	13.985	22.741.298
3	PT Asuransi Allianz Life Indonesia	34.968	8.240.012	-	-	34.968	8.240.012
4	PT Astra Aviva Life	3.816	473.879	127	20.006	3.943	493.884
5	PT Avrist Assurance	93	22.016	1.173	55.358	1.266	77.373
6	PT AXA Financial Indonesia	9.853	959.029	-	-	9.853	959.029
7	PT AXA Life Indonesia	-	-	-	-	-	-
8	PT AXA Mandiri Financial Services	141.050	10.628.784	1.480	67.820	142.530	10.696.604
9	PT Asuransi CIGNA	8.743	942.048	-	-	8.743	942.048
10	PT Commonwealth Life	-	-	-	-	-	-
11	PT Asuransi Jiwa Generali Indonesia	4.999	1.015.339	17.228	3.169.067	22.227	4.184.406
12	PT Great Eastern Life Indonesia	812	333.941	-	-	812	333.941
13	PT Tokio Marine Life Insurance Indonesia	2.466	179.924	113	53.185	2.579	233.109
14	PT Asuransi Jiwa Manulife Indonesia	-	-	59.339	340.437	59.339	340.437
15	PT Prudential Life Assurance	44.198	10.030.951	308	20.041	44.506	10.050.993
16	PT Asuransi Jiwa Sinarmas MSIG	5.721	1.078.707	5.939	1.389.418	11.660	2.468.125
17	PT Sun Life Financial Indonesia	4.996	626.945	603	63.016	5.599	689.961
18	PT Zurich Topas Life	4.905	1.526.776	91	15.589	4.996	1.542.365
19	PT BNI Life Insurance	15.365	1.120.024	291.168	5.177.402	306.533	6.297.426
20	PT Asuransi Jiwa Sequis Life	5.993	503.064	830	659.625	6.823	1.162.689
21	PT Panin Dai-Chi Life	13.528	3.061.766	5.047	1.341.327	18.575	4.403.093
22	PT FWD Life Indonesia	799	163.797	19.397	249.946	20.196	413.743
23	PT Hanwha Life Insurance Indonesia	416	77.067	141	15.229	557	92.296
	JUMLAH / *SUBTOTAL*	**316.617**	**63.388.234**	**403.073**	**12.974.599**	**719.690**	**76.362.833**
	JUMLAH SELURUHNYA / *GRAND TOTAL*	**389.241**	**66.865.821**	**469.527**	**18.955.844**	**858.768**	**85.821.665**

Keterangan / *Notes :*
*) Tidak Menyampaikan Laporan */ Have Not Submitted Annual Report*
**) Pencabutan Izin Usaha */ Licenses Have Been Removed*
***) Pemberian Izin Usaha Baru */ New Lisences*

PERUSAHAAN ASURANSI JIWA
LIFE INSURANCE BUSINESS

TABEL : 3.16.7/*TABLE : 3.16.7*
PEMUTUSAN KONTRAK PRODUK YANG DIHASILKAN TAHUN 2017
LAPSE FOR PRODUCTS PRODUCES FOR THE YEAR 2017
Semua Cabang Selain Kecelakaan Diri dan Kesehatan
All Plans Except Personal Accident & Health

***) Dlm. jutaan rupiah
***) *In million rupiah*

NO.	NAMA PERUSAHAAN *NAME OF COMPANY*	PERT/PERORANGAN *INDIVIDUAL*		PERT/KUMPULAN *GROUP*		JUMLAH *TOTAL*	
		Jumlah Polis *No Of Policies*	Jml. Uang Pert***) *Sum Insured*	Jumlah Peserta *No. Insured*	Jml. Uang Pert***) *Sum Insured*	Polis/Peserta *Policies/Insured*	Jml. Uang Pert***) *Sum Insured*
(1)	(2)	(3)	(4)	(5)	(6)	(7)	(8)
	PERUSAHAAN ASURANSI JIWA SWASTA NASIONAL						
	PRIVATE NATIONAL LIFE INSURANCE COMPANIES						
1	PT Asuransi Jiwa Adisarana Wanaartha	345	13.755	684.627	441	684.972	14.196
2	PT Asuransi BRI Life	12.751	449.624	-	-	12.751	449.624
3	AJB Bumiputera 1912	-	-	2.124	10.791	2.124	10.791
4	PT Asuransi Jiwa Central Asia Raya	46.658	1.370.947	1.617	126.240	48.275	1.497.187
5	PT Equity Life Indonesia	-	-	-	-	-	-
6	PT Heksa Solution Insurance	-	-	-	-	-	-
7	PT Indolife Pensiontama	10.164	4.876.454	-	-	10.164	4.876.454
8	PT Asuransi Jiwa Inhealth Indonesia	-	-	-	2.136	-	2.136
9	PT Asuransi Jiwasraya (Persero)	-	-	10.019	600.567	10.019	600.567
10	PT Asuransi Jiwa Kresna	-	-	111	-	111	-
11	PT Asuransi Simas Jiwa	8.766	214.512	240	110.536	9.006	325.048
12	PT MNC Life Assurance	418	31.962	-	-	418	31.962
13	PT Pasaraya Life Insurance	-	-	-	-	-	-
14	PT Asuransi Jiwa Recapital	-	-	-	-	-	-
15	PT Asuransi Jiwa Sequis Financial	68	4.280	12.816	1.807.890	12.884	1.812.170
16	PT Asuransi Jiwa Tugu Mandiri	-	-	-	-	-	-
17	PT Asuransi Jiwa Mega Indonesia	-	-	15	8.408	15	8.408
18	PT Asuransi Jiwa Reliance	-	-	-	-	-	-
19	PT Central Asia Financial	3.095	36.256	-	-	3.095	36.256
20	PT Asuransi Jiwa Indosurya Sukses	561	175.055	26.112	3.033.741	26.673	3.208.796
21	PT Capital Life Indonesia	32	37.220	19.532	145.247	19.564	182.467
22	PT Asuransi Jiwa Taspen	-	-	-	-	-	-
23	PT Asuransi Jiwa Sinansari Indonesia	-	-	-	-	-	-
24	PT Asuransi Jiwa BCA	854	4.110	57.711	1.069.241	58.565	1.073.350
25	PT Lippo Life Assurance	-	-	-	-	-	-
26	PT Pacific Life Insurance	-	-	-	-	-	-
27	PT Asuransi Jiwa Bumiputera	-	-	-	-	-	-
28	PT Asuransi Jiwa Nasional	-	-	-	-	-	-
29	PT Victoria Alife Indonesia	-	-	-	-	-	-
30	PT Asuransi Ciputra Indonesia	-	-	-	-	-	-
31	PT Asuransi Jiwa Millenium	-	-	-	-	-	-
	JUMLAH / SUBTOTAL	**83.712**	**7.214.175**	**814.924**	**6.915.237**	**898.636**	**14.129.412**
	PERUSAHAAN ASURANSI JIWA PATUNGAN						
	JOINT VENTURE LIFE INSURANCE COMPANIES						
1	PT Chubb Life Insurance Indonesia	8.466	682.608	28.098	2.432.336	36.564	3.114.944
2	PT AIA Financial	8.049	1.648.419	594	561.459	8.643	2.209.877
3	PT Asuransi Allianz Life Indonesia	20.099	4.784.155	-	-	20.099	4.784.155
4	PT Astra Aviva Life	4.136	763.105	619	110.455	4.755	873.561
5	PT Avrist Assurance	264	74.312	6.280	378.484	6.544	452.796
6	PT AXA Financial Indonesia	12.587	1.092.852	-	-	12.587	1.092.852
7	PT AXA Life Indonesia	-	-	-	-	-	-
8	PT AXA Mandiri Financial Services	35.023	2.282.373	72	3.707	35.095	2.286.080
9	PT Asuransi CIGNA	27.011	3.084.869	-	-	27.011	3.084.869
10	PT Commonwealth Life	1.392	281.394	-	-	1.392	281.394
11	PT Asuransi Jiwa Generali Indonesia	9.852	1.952.455	14.663	2.841.940	24.515	4.794.395
12	PT Great Eastern Life Indonesia	64	90.340	-	-	64	90.340
13	PT Tokio Marine Life Insurance Indonesia	4.734	566.027	77	15.184	4.811	581.211
14	PT Asuransi Jiwa Manulife Indonesia	10.687	1.382.907	127.246	4.425.715	137.933	5.808.622
15	PT Prudential Life Assurance	73.226	15.106.341	1.383	129.373	74.609	15.235.715
16	PT Asuransi Jiwa Sinarmas MSIG	8.450	1.657.702	5.603	510.714	14.053	2.168.415
17	PT Sun Life Financial Indonesia	5.704	937.216	158	113.518	5.862	1.050.735
18	PT Zurich Topas Life	8.126	2.835.943	177	131.193	8.303	2.967.135
19	PT BNI Life Insurance	22.510	2.490.323	287.371	7.581.107	309.881	10.071.430
20	PT Asuransi Jiwa Sequis Life	4.853	694.086	16.279	2.071.995	21.132	2.766.081
21	PT Panin Dai-Chi Life	-	-	2	250	2	250
22	PT FWD Life Indonesia	1.835	452.295	1.964	515.159	3.799	967.454
23	PT Hanwha Life Insurance Indonesia	4.449	1.080.381	-	-	4.449	1.080.381
	JUMLAH / *SUBTOTAL*	**271.517**	**43.940.104**	**490.586**	**21.822.589**	**762.103**	**65.762.693**
	JUMLAH SELURUHNYA / *GRAND TOTAL*	**355.229**	**51.154.279**	**1.305.509**	**28.737.826**	**1.660.738**	**79.892.104**

Keterangan / *Notes* :
*) Tidak Menyampaikan Laporan */ Have Not Submitted Annual Report*
**) Pencabutan Izin Usaha */ Licenses Have Been Removed*
***) Pemberian Izin Usaha Baru */ New Lisences*

PERUSAHAAN ASURANSI JIWA
LIFE INSURANCE BUSINESS

TABEL : 3.16.8/*TABLE : 3.16.8*
PEMUTUSAN KONTRAK PRODUK YANG DIHASILKAN TAHUN 2017
LAPSE FOR PRODUCTS PRODUCES FOR THE YEAR 2017
Semua Cabang Selain Kecelakaan Diri dan Kesehatan
All Plans Except Personal Accident & Health

***) Dlm. jutaan rupiah
***) *In million rupiah*

NO.	NAMA PERUSAHAAN *NAME OF COMPANY*	PERT/PERORANGAN *INDIVIDUAL*		PERT/KUMPULAN *GROUP*		JUMLAH *TOTAL*	
		Jumlah Polis *No Of Policies*	Jml. Uang Pert***) *Sum Insured*	Jumlah Peserta *No. Insured*	Jml. Uang Pert***) *Sum Insured*	Polis/Peserta *Policies/Insured*	Jml. Uang Pert***) *Sum Insured*
(1)	(2)	(3)	(4)	(5)	(6)	(7)	(8)
	PERUSAHAAN ASURANSI JIWA SWASTA NASIONAL *PRIVATE NATIONAL LIFE INSURANCE COMPANIES*						
1	PT Asuransi Jiwa Adisarana Wanaartha	-	-	-	-	-	-
2	PT Asuransi BRI Life	15.763	503.915	-	-	15.763	503.915
3	AJB Bumiputera 1912	-	-	6.286	13.760	6.286	13.760
4	PT Asuransi Jiwa Central Asia Raya	49.904	1.715.131	36.690	4.004.691	86.594	5.719.823
5	PT Equity Life Indonesia	-	-	-	-	-	-
6	PT Heksa Solution Insurance	-	-	-	-	-	-
7	PT Indolife Pensiontama	6.405	2.071.746	-	-	6.405	2.071.746
8	PT Asuransi Jiwa Inhealth Indonesia	-	-	-	392	-	392
9	PT Asuransi Jiwasraya (Persero)	-	-	52.256	3.972.845	52.256	3.972.845
10	PT Asuransi Jiwa Kresna	-	-	1.337	-	1.337	-
11	PT Asuransi Simas Jiwa	1.314	47.681	2.272	1.064.828	3.586	1.112.509
12	PT MNC Life Assurance	2.214	168.446	-	-	2.214	168.446
13	PT Pasaraya Life Insurance	-	-	-	-	-	-
14	PT Asuransi Jiwa Recapital	-	-	-	-	-	-
15	PT Asuransi Jiwa Sequis Financial	268	23.217	510	17.817	778	41.034
16	PT Asuransi Jiwa Tugu Mandiri	-	-	180	9.000	180	9.000
17	PT Asuransi Jiwa Mega Indonesia	-	-	94	43.648	94	43.648
18	PT Asuransi Jiwa Reliance	-	-	-	-	-	-
19	PT Central Asia Financial	793	4.796	-	-	793	4.796
20	PT Asuransi Jiwa Indosurya Sukses	91	22.034	17	3.056	108	25.090
21	PT Capital Life Indonesia	-	-	-	-	-	-
22	PT Asuransi Jiwa Taspen	-	-	-	-	-	-
23	PT Asuransi Jiwa Sinansari Indonesia	-	-	-	-	-	-
24	PT Asuransi Jiwa BCA	22	9	4.198	606.885	4.220	606.894
25	PT Lippo Life Assurance	-	-	-	-	-	-
26	PT Pacific Life Insurance	-	-	-	-	-	-
27	PT Asuransi Jiwa Bumiputera	-	-	-	-	-	-
28	PT Asuransi Jiwa Nasional	-	-	-	-	-	-
29	PT Victoria Alife Indonesia	-	-	-	-	-	-
30	PT Asuransi Ciputra Indonesia	-	-	-	-	-	-
31	PT Asuransi Jiwa Millenium	-	-	-	-	-	-
	JUMLAH / SUBTOTAL	**76.774**	**4.556.975**	**103.840**	**9.736.922**	**180.614**	**14.293.897**
	PERUSAHAAN ASURANSI JIWA PATUNGAN *JOINT VENTURE LIFE INSURANCE COMPANIES*						
1	PT Chubb Life Insurance Indonesia	17.619	1.094.942	-	-	17.619	1.094.942
2	PT AIA Financial	29.661	4.278.109	26.993	1.920.113	56.654	6.198.223
3	PT Asuransi Allianz Life Indonesia	39.046	9.392.442	-	-	39.046	9.392.442
4	PT Astra Aviva Life	1.267	291.250	442	309.970	1.709	601.220
5	PT Avrist Assurance	6.505	640.341	41.936	3.191.123	48.441	3.831.464
6	PT AXA Financial Indonesia	19.807	2.146.365	-	-	19.807	2.146.365
7	PT AXA Life Indonesia	-	-	-	-	-	-
8	PT AXA Mandiri Financial Services	38.818	2.167.416	106	795	38.924	2.168.211
9	PT Asuransi CIGNA	48.342	5.170.087	-	-	48.342	5.170.087
10	PT Commonwealth Life	23.550	4.379.452	21.796	4.284.310	45.346	8.663.762
11	PT Asuransi Jiwa Generali Indonesia	10.547	1.987.493	10.505	1.641.279	21.052	3.628.772
12	PT Great Eastern Life Indonesia	3.573	874.721	-	-	3.573	874.721
13	PT Tokio Marine Life Insurance Indonesia	924	93.631	23	1.852	947	95.483
14	PT Asuransi Jiwa Manulife Indonesia	39.698	5.104.381	7.076	438.129	46.774	5.542.510
15	PT Prudential Life Assurance	575	82.193	5.850	332.983	6.425	415.176
16	PT Asuransi Jiwa Sinarmas MSIG	11.491	1.242.301	74.119	5.508.658	85.610	6.750.959
17	PT Sun Life Financial Indonesia	16.597	2.065.451	3.754	1.312.285	20.351	3.377.736
18	PT Zurich Topas Life	3.360	1.219.503	82	12.402	3.442	1.231.905
19	PT BNI Life Insurance	17.300	2.612.550	354.644	15.088.350	371.944	17.700.900
20	PT Asuransi Jiwa Sequis Life	16.396	2.404.874	9.154	244.148	25.550	2.649.022
21	PT Panin Dai-Chi Life	-	-	-	-	-	-
22	PT FWD Life Indonesia	449	108.877	-	-	449	108.877
23	PT Hanwha Life Insurance Indonesia	287	41.995	-	-	287	41.995
	JUMLAH / *SUBTOTAL*	**345.812**	**47.398.374**	**556.480**	**34.286.398**	**902.292**	**81.684.772**
	JUMLAH SELURUHNYA / *GRAND TOTAL*	**422.586**	**51.955.349**	**660.320**	**44.023.320**	**1.082.906**	**95.978.668**

Keterangan / *Notes* :
*) Tidak Menyampaikan Laporan / *Have Not Submitted Annual Report*
**) Pencabutan Izin Usaha / *Licenses Have Been Removed*
***) Pemberian Izin Usaha Baru / *New Lisences*

PERUSAHAAN ASURANSI JIWA
LIFE INSURANCE BUSINESS

TABEL : 3.16.9/*TABLE : 3.16.9*
PERUBAHAN KE CABANG LAIN UNTUK TAHUN 2017
ALTERATION TO OTHER PLANS FOR THE YEAR 2017
Semua Cabang Selain Kecelakaan Diri dan Kesehatan
All Plans Except Personal Accident & Health

***) Dlm. jutaan rupiah
***) *In million rupiah*

NO.	NAMA PERUSAHAAN *NAME OF COMPANY*	PERT/PERORANGAN *INDIVIDUAL*		PERT/KUMPULAN *GROUP*		JUMLAH *TOTAL*	
		Jumlah Polis *No Of Policies*	Jml. Uang Pert***) *Sum Insured*	Jumlah Peserta *No. Insured*	Jml. Uang Pert***) *Sum Insured*	Polis/Peserta *Policies/Insured*	Jml. Uang Pert***) *Sum Insured*
(1)	(2)	(3)	(4)	(5)	(6)	(7)	(8)
	PERUSAHAAN ASURANSI JIWA SWASTA NASIONAL						
	PRIVATE NATIONAL LIFE INSURANCE COMPANIES						
1	PT Asuransi Jiwa Adisarana Wanaartha	-	-	-	-	-	-
2	PT Asuransi BRI Life	-	-	-	-	-	-
3	AJB Bumiputera 1912	-	-	-	-	-	-
4	PT Asuransi Jiwa Central Asia Raya	764	8.014.625	878	83.657	1.642	8.098.282
5	PT Equity Life Indonesia	-	-	-	-	-	-
6	PT Heksa Solution Insurance	-	-	-	-	-	-
7	PT Indolife Pensiontama	-	-	-	-	-	-
8	PT Asuransi Jiwa Inhealth Indonesia	-	-	-	-	-	-
9	PT Asuransi Jiwasraya (Persero)	8.806	1.579.462	-	-	8.806	1.579.462
10	PT Asuransi Jiwa Kresna	-	-	-	-	-	-
11	PT Asuransi Simas Jiwa	-	-	-	-	-	-
12	PT MNC Life Assurance	-	-	-	-	-	-
13	PT Pasaraya Life Insurance	-	-	-	-	-	-
14	PT Asuransi Jiwa Recapital	-	-	-	-	-	-
15	PT Asuransi Jiwa Sequis Financial	197	13.300	-	-	197	13.300
16	PT Asuransi Jiwa Tugu Mandiri	-	-	-	-	-	-
17	PT Asuransi Jiwa Mega Indonesia	-	-	-	-	-	-
18	PT Asuransi Jiwa Reliance	-	-	-	-	-	-
19	PT Central Asia Financial	-	-	-	-	-	-
20	PT Asuransi Jiwa Indosurya Sukses	-	-	-	-	-	-
21	PT Capital Life Indonesia	-	-	-	-	-	-
22	PT Asuransi Jiwa Taspen	-	-	-	-	-	-
23	PT Asuransi Jiwa Sinansari Indonesia	-	-	-	-	-	-
24	PT Asuransi Jiwa BCA	-	-	-	-	-	-
25	PT Lippo Life Assurance	-	-	-	-	-	-
26	PT Pacific Life Insurance	-	-	-	-	-	-
27	PT Asuransi Jiwa Bumiputera	-	-	-	-	-	-
28	PT Asuransi Jiwa Nasional	-	-	-	-	-	-
29	PT Victoria Alife Indonesia	-	-	-	-	-	-
30	PT Asuransi Ciputra Indonesia	-	-	-	-	-	-
31	PT Asuransi Jiwa Millenium	-	-	-	-	-	-
	JUMLAH / SUBTOTAL	**9.767**	**9.607.387**	**878**	**83.657**	**10.645**	**9.691.044**
	PERUSAHAAN ASURANSI JIWA PATUNGAN						
	JOINT VENTURE LIFE INSURANCE COMPANIES						
1	PT Chubb Life Insurance Indonesia	-	-	-	-	-	-
2	PT AIA Financial	-	-	60	29.453	60	29.453
3	PT Asuransi Allianz Life Indonesia	-	-	1.094.382	9.866.459	1.094.382	9.866.459
4	PT Astra Aviva Life	-	-	-	-	-	-
5	PT Avrist Assurance	-	-	-	-	-	-
6	PT AXA Financial Indonesia	-	-	-	-	-	-
7	PT AXA Life Indonesia	-	-	-	-	-	-
8	PT AXA Mandiri Financial Services	-	-	-	-	-	-
9	PT Asuransi CIGNA	-	-	-	-	-	-
10	PT Commonwealth Life	-	-	22.748	3.278.861	22.748	3.278.861
11	PT Asuransi Jiwa Generali Indonesia	-	-	-	-	-	-
12	PT Great Eastern Life Indonesia	-	-	-	-	-	-
13	PT Tokio Marine Life Insurance Indonesia	-	-	-	-	-	-
14	PT Asuransi Jiwa Manulife Indonesia	-	-	-	-	-	-
15	PT Prudential Life Assurance	298.902	39.360.648	29	4.789	298.931	39.365.436
16	PT Asuransi Jiwa Sinarmas MSIG	-	-	-	-	-	-
17	PT Sun Life Financial Indonesia	16	13.934	-	-	16	13.934
18	PT Zurich Topas Life	-	-	-	-	-	-
19	PT BNI Life Insurance	-	-	-	-	-	-
20	PT Asuransi Jiwa Sequis Life	-	-	-	-	-	-
21	PT Panin Dai-Chi Life	-	-	-	-	-	-
22	PT FWD Life Indonesia	-	-	-	-	-	-
23	PT Hanwha Life Insurance Indonesia	-	-	-	-	-	-
	JUMLAH / *SUBTOTAL*	**298.918**	**39.374.582**	**1.117.219**	**13.179.561**	**1.416.137**	**52.554.143**
	JUMLAH SELURUHNYA / *GRAND TOTAL*	**308.685**	**48.981.969**	**1.118.097**	**13.263.218**	**1.426.782**	**62.245.187**

Keterangan / *Notes* :
*) Tidak Menyampaikan Laporan */ Have Not Submitted Annual Report*
**) Pencabutan Izin Usaha */ Licenses Have Been Removed*
***) Pemberian Izin Usaha Baru */ New Lisences*

PERUSAHAAN ASURANSI JIWA
LIFE INSURANCE BUSINESS

TABEL : 3.17/*TABLE : 3.17*
PERTANGGUNGAN PADA AKHIR TAHUN 2017
POLICIES INFORCE AT THE END OF THE YEAR 2017
Semua Cabang Selain Kecelakaan Diri dan Kesehatan
All Plans Except Personal Accident & Health

***) Dlm. jutaan rupiah
***) *In million rupiah*

NO.	NAMA PERUSAHAAN *NAME OF COMPANY*	PERT/PERORANGAN *INDIVIDUAL*		PERT/KUMPULAN *GROUP*		JUMLAH *TOTAL*	
		Jumlah Polis *No Of Policies*	Jml. Uang Pert***) *Sum Insured*	Jumlah Peserta *No. Insured*	Jml. Uang Pert***) *Sum Insured*	Polis/Peserta *Policies/Insured*	Jml. Uang Pert***) *Sum Insured*
(1)	(2)	(3)	(4)	(5)	(6)	(7)	(8)
	PERUSAHAAN ASURANSI JIWA SWASTA NASIONAL						
	PRIVATE NATIONAL LIFE INSURANCE COMPANIES						
1	PT Asuransi Jiwa Adisarana Wanaartha	26.448	8.669.908	2.846.039	34.475	2.872.487	8.704.383
2	PT Asuransi BRI Life	213.205	12.433.837	4.223.219	211.912.242	4.436.424	224.346.080
3	AJB Bumiputera 1912	-	-	1.609.879	57.990.178	1.609.879	57.990.178
4	PT Asuransi Jiwa Central Asia Raya	498.613	17.304.225	185.524	21.441.488	684.137	38.745.714
5	PT Equity Life Indonesia	50.731	5.196.962	612.478	20.978.880	663.209	26.175.842
6	PT Heksa Solution Insurance	-	-	-	-	-	-
7	PT Indolife Pensiontama	69.868	26.611.584	31.576	303.221	101.444	26.914.805
8	PT Asuransi Jiwa Inhealth Indonesia	-	-	345	56.731.395	345	56.731.395
9	PT Asuransi Jiwasraya (Persero)	363.827	44.862.757	4.972.795	272.597.126	5.336.622	317.459.883
10	PT Asuransi Jiwa Kresna	3.294	1.783.162	52.524	136.889.341	55.818	138.672.502
11	PT Asuransi Simas Jiwa	27.977	757.530	225.358	26.597.144	253.335	27.354.674
12	PT MNC Life Assurance	11.893	1.037.732	33.962	8.113.913	45.855	9.151.645
13	PT Pasaraya Life Insurance	-	-	-	-	-	-
14	PT Asuransi Jiwa Recapital	-	-	89	-	89	-
15	PT Asuransi Jiwa Sequis Financial	5.213	432.828	68.509	3.341.534	73.722	3.774.363
16	PT Asuransi Jiwa Tugu Mandiri	39.699	1.015.864	48.291	5.173.517	87.990	6.189.381
17	PT Asuransi Jiwa Mega Indonesia	12.376	3.470.027	376.721	4.762.255	389.097	8.232.282
18	PT Asuransi Jiwa Reliance	-	-	2.433.392	136.273.151	2.433.392	136.273.151
19	PT Central Asia Financial	10.106	268.781	-	-	10.106	268.781
20	PT Asuransi Jiwa Indosurya Sukses	1.002	85.689	146.053	5.238.902	147.055	5.324.592
21	PT Capital Life Indonesia	6.237	2.364.883	39.664	845.407	45.901	3.210.290
22	PT Asuransi Jiwa Taspen	200	9.525	465.735	15.011.907	465.935	15.021.431
23	PT Asuransi Jiwa Sinansari Indonesia	-	-	39	2.553	39	2.553
24	PT Asuransi Jiwa BCA	9.771	336.547	316.074	39.949.790	325.845	40.286.337
25	PT Lippo Life Assurance	-	-	36.224	5.480.250	36.224	5.480.250
26	PT Pacific Life Insurance	7	305	67	31.200	74	31.505
27	PT Asuransi Jiwa Bumiputera	-	-	-	-	-	-
28	PT Asuransi Jiwa Nasional	-	-	88.447	5.816.797	88.447	5.816.797
29	PT Victoria Alife Indonesia	76	26.136	14	238	90	26.374
30	PT Asuransi Ciputra Indonesia	1.140	426	1.505	322.631	2.645	323.057
31	PT Asuransi Jiwa Millenium	5	-	-	-	5	-
	JUMLAH / SUBTOTAL	**1.351.688**	**126.668.707**	**18.814.523**	**1.035.839.535**	**20.166.211**	**1.162.508.242**
	PERUSAHAAN ASURANSI JIWA PATUNGAN						
	JOINT VENTURE LIFE INSURANCE COMPANIES						
1	PT Chubb Life Insurance Indonesia	270.723	21.285.703	119.640	2.769.873	390.363	24.055.577
2	PT AIA Financial	601.931	250.458.310	377.465	83.190.102	979.396	333.648.412
3	PT Asuransi Allianz Life Indonesia	555.222	160.864.688	1.827.815	58.304.497	2.383.037	219.169.185
4	PT Astra Aviva Life	25.790	8.196.335	661.719	81.239.047	687.509	89.435.382
5	PT Avrist Assurance	114.799	13.372.416	580.261	30.442.131	695.060	43.814.547
6	PT AXA Financial Indonesia	173.698	29.128.933	8.813	1.411.839	182.511	30.540.772
7	PT AXA Life Indonesia	-	-	-	-	-	-
8	PT AXA Mandiri Financial Services	895.857	67.069.889	2.398.479	120.659.058	3.294.336	187.728.947
9	PT Asuransi CIGNA	1.592.491	171.868.499	-	-	1.592.491	171.868.499
10	PT Commonwealth Life	201.709	45.006.042	203.812	40.881.411	405.521	85.887.453
11	PT Asuransi Jiwa Generali Indonesia	103.778	27.757.684	137.767	20.963.417	241.545	48.721.101
12	PT Great Eastern Life Indonesia	29.509	13.698.639	1.803	521.021	31.312	14.219.660
13	PT Tokio Marine Life Insurance Indonesia	23.444	5.187.296	5.727	1.080.615	29.171	6.267.910
14	PT Asuransi Jiwa Manulife Indonesia	799.259	141.208.684	537.398	22.266.115	1.336.658	163.474.799
15	PT Prudential Life Assurance	2.727.396	424.594.743	307.635	8.760.005	3.035.031	433.354.749
16	PT Asuransi Jiwa Sinarmas MSIG	147.263	10.676.016	574.416	57.648.015	721.679	68.324.031
17	PT Sun Life Financial Indonesia	211.962	35.075.793	581.462	40.608.258	793.424	75.684.051
18	PT Zurich Topas Life	45.193	16.951.059	7.430	898.876	52.623	17.849.935
19	PT BNI Life Insurance	280.237	22.296.629	1.160.583	53.086.364	1.440.820	75.382.992
20	PT Asuransi Jiwa Sequis Life	281.880	49.065.288	130.744	9.945.472	412.624	59.010.760
21	PT Panin Dai-Chi Life	138.470	34.088.895	101.534	15.537.668	240.004	49.626.563
22	PT FWD Life Indonesia	9.368	2.766.934	273.578	12.272.931	282.946	15.039.865
23	PT Hanwha Life Insurance Indonesia	5.846	3.133.640	181.418	16.500.343	187.264	19.633.983
	JUMLAH / *SUBTOTAL*	**9.235.825**	**1.553.752.115**	**10.179.499**	**678.987.059**	**19.415.325**	**2.232.739.174**
	JUMLAH SELURUHNYA / *GRAND TOTAL*	**10.587.513**	**1.680.420.822**	**28.994.022**	**1.714.826.594**	**39.581.535**	**3.395.247.416**

Keterangan / *Notes* :
*) Tidak Menyampaikan Laporan / *Have Not Submitted Annual Report*
**) Pencabutan Izin Usaha / *Licenses Have Been Removed*
***) Pemberian Izin Usaha Baru / *New Lisences*

USAHA ASURANSI JIWA
LIFE INSURANCE BUSINESS

TABEL : 3.18.1 / *TABLE : 3.18.1*
PERTANGGUNGAN BARU TAHUN 2013-2017
NEW BUSINESS YEARS 2013 - 2017
Semua Cabang Selain Kecelakaan Diri dan Kesehatan
All Plans Except Personal Accident & Health

*) Dalam Jutaan Rupiah
*) *In Million Rupiah*

NO.	NAMA PERUSAHAAN / *NAME OF COMPANY*	Jumlah Tertanggung / *Number of Insured*					Uang Pertanggungan *) / *Sum Insured *)*				
		2013	2014	2015	2016	2017	2013	2014	2015	2016	2017
(1)	(2)	(3)	(4)	(5)	(6)	(7)	(8)	(9)	(10)	(11)	(12)
	PERUSAHAAN ASURANSI JIWA NASIONAL										
	NATIONAL LIFE INSURANCE COMPANIES										
1	PT Asuransi Jiwa Adisarana Wanaartha	3.572	6.608	23.344	43.229	934.970	1.312.010	1.194.684	2.307.820	2.731.278	1.966.635
2	PT Asuransi BRI Life	5.435.843	2.702.727	3.073.631	5.203.182	1.036.003	118.402.349	201.010.889	152.973.980	325.238.422	170.408.817
3	AJB Bumiputera 1912	2.418.843	2.205.712	1.749.429	1.512.117	574.798	41.656.586	28.386.716	31.342.983	19.662.823	12.067.266
4	PT Asuransi Jiwa Central Asia Raya	366.671	97.721	128.301	239.961	384.110	23.527.104	8.186.104	6.811.601	10.974.244	15.358.549
5	PT Equity Life Indonesia	201.417	663.076	6.561.515	185.630	480.363	4.546.338	7.533.635	25.192.362	6.249.151	8.628.350
6	PT Heksa Solution Insurance	-	372.442	420.209	397.700	-	-	22.499.002	23.185.720	26.892.335	-
7	PT Indolife Pensiontama	55.600	61.561	78.095	74.488	64.004	7.456.104	9.945.028	11.303.533	13.289.466	16.221.273
8	PT Asuransi Jiwa Inhealth Indonesia	-	89	108	201	255	-	1.145.455	40.154.827	32.057.048	26.818.970
9	PT Asuransi Jiwasraya (Persero)	50.667	614.363	925.420	924.050	2.161.843	18.997.860	19.578.938	194.278.851	45.992.720	65.401.929
10	PT Asuransi Jiwa Kresna	360	332	518	832	11.812	3.502.506	4.523.769	2.327.842	1.295.683	1.968.600
11	PT Asuransi Simas Jiwa	1.038	59.086	5.253	36.414	50.529	460.123.102	2.309.621	65.773	1.752.163	7.658.370
12	PT MNC Life Assurance	2.702	47.552	27.284	21.752	17.382	218.372	3.323.318	4.492.357	4.151.715	3.075.318
13	PT Pasaraya Life Insurance	-	18.279	9.353	2.964	-	-	562.757	131.648	47.527	-
14	PT Asuransi Jiwa Recapital*	397	34.708	18.389	-	4	37.165	1.519.069	1.280.085	-	-
15	PT Asuransi Jiwa Sequis Financial	106	5.746	1.823	15.155	10.164	6.925	1.053.513	818.546	1.663.218	1.469.051
16	PT Asuransi Jiwa Tugu Mandiri	21	11.141	12.354	21.210	45.039	2.910	221.032	548.038	955.851	3.866.465
17	PT Asuransi Jiwa Mega Indonesia	1.655	76.332	378.133	494.151	375.719	698.108	1.171.017	2.743.486	5.467.305	4.278.656
18	PT Asuransi Jiwa Reliance	-	654.870	353.343	1.545.673	1.798.255	-	66.690.606	25.099	102.379.462	64.135.376
19	PT Central Asia Financial	106	222	78.095	10.606	7.289	7.376	5.494	11.303.533	114.108	274.393
20	PT Asuransi Jiwa Indosurya Sukses	-	1.404	4.168	175.113	185.743	-	127.631	1.038.939	6.235.800	6.458.754
21	PT Capital Life Indonesia	-	332	132	73.730	66.284	-	7.430	141.376	3.032.294	4.253.652
22	PT Asuransi Jiwa Taspen	-	-	354.350	69.108	94.840	-	-	3.277.366	13.780.967	8.352.648
23	PT Asuransi Jiwa Sinansari Indonesia	-	-	-	1	-	-	-	4.710	3.622	-
24	PT Asuransi Jiwa BCA	-	5.574	63.533	214.407	6.856	-	736.361	7.435.911	23.055.926	244.453
25	PT Lippo Life Assurance	-	-	473	11.779	37.765	-	-	-	1.649.225	5.352.010
26	PT Pacific Life Insurance	-	-	-	-	74	-	-	-	-	31.505
27	PT Asuransi Jiwa Bumiputera	-	-	-	-	-	-	-	-	-	-
28	PT Asuransi Jiwa Nasional	-	-	-	-	88.447	-	-	-	-	5.816.797
29	PT Victoria Alife Indonesia	-	-	-	-	90	-	-	-	-	26.374
30	PT Asuransi Ciputra Indonesia	-	-	-	-	2.711	-	-	-	-	323.079
31	PT Asuransi Jiwa Millenium	-	-	-	-	5	-	-	-	-	-
	JUMLAH / *SUB TOTAL*	**8.538.998**	**7.639.877**	**14.267.253**	**11.273.453**	**8.435.354**	**680.494.814**	**381.732.069**	**523.186.387**	**648.672.355**	**434.457.291**

NO.	NAMA PERUSAHAAN *NAME OF COMPANY*	Jumlah Tertanggung *Number of Insured*					Uang Pertanggungan *) *Sum Insured *)*				
		2013	2014	2015	2016	2017	2013	2014	2015	2016	2017
(1)	(2)	(3)	(4)	(5)	(6)	(7)	(8)	(9)	(10)	(11)	(12)
	PERUSAHAAN ASURANSI JIWA PATUNGAN										
	JOINT VENTURE LIFE INSURANCE COMPANIES										
1	PT Chubb Life Insurance Indonesia	53.095	67.561	149.266	94.313	38.271	3.386.579	5.746.995	7.290.108	5.430.557	4.009.546
2	PT AIA Financial	59.603	196.193	244.960	155.139	235.012	15.594.799	76.999.808	101.411.501	96.179.323	59.170.248
3	PT Asuransi Allianz Life Indonesia	84.547	1.091.968	851.855	759.661	242.892	23.619.699	28.303.841	55.696.890	54.878.607	44.850.724
4	PT Astra Aviva Life	400	54.409	199.396	266.135	343.018	116.961	5.239.321	17.147.686	31.843.428	38.116.384
5	PT Avrist Assurance	7.597	188.958	226.227	176.213	136.074	1.389.895	11.050.837	10.612.389	8.659.211	7.285.724
6	PT AXA Financial Indonesia	51.184	30.171	26.610	31.242	51.548	1.917.369	1.244.726	3.189.789	3.510.673	8.150.756
7	PT AXA Life Indonesia	3.280	15.318	38.065	33.808	-	140.625	678.632	2.226.805	2.012.817	-
8	PT AXA Mandiri Financial Services	268.946	1.323.897	1.526.366	1.393.130	1.106.841	18.475.745	56.889.927	59.755.994	50.499.999	47.818.035
9	PT Asuransi CIGNA	412.180	471.372	512.772	357.237	280.253	35.973.928	52.117.595	56.859.607	39.564.608	77.216.009
10	PT Commonwealth Life	161.207	98.881	48.224	95.004	118.086	26.883.830	19.764.326	13.210.136	16.631.982	20.961.390
11	PT Asuransi Jiwa Generali Indonesia	66.474	60.272	87.161	92.664	88.598	9.722.423	16.281.763	11.169.632	14.453.990	20.322.551
12	PT Great Eastern Life Indonesia	6.644	3.777	5.181	7.173	7.831	2.312.821	2.541.459	2.307.881	2.482.689	3.663.560
13	PT Tokio Marine Life Insurance Indonesia	3.180	58.255	5.506	15.642	15.146	517.269	1.372.524	885.372	3.278.785	2.993.241
14	PT Asuransi Jiwa Manulife Indonesia	224.227	884.510	180.187	193.768	135.490	13.541.750	10.158.938	28.458.840	15.421.789	17.810.222
15	PT Prudential Life Assurance	850.115	883.318	621.138	359.291	287.601	100.225.244	91.538.618	90.591.897	81.015.907	73.863.132
16	PT Asuransi Jiwa Sinarmas MSIG	129.541	61.948	349.450	321.413	285.616	13.924.008	13.167.875	28.106.389	23.007.137	20.872.564
17	PT Sun Life Financial Indonesia	29.810	41.563	31.595	478.255	177.997	3.952.680	4.775.968	4.245.636	35.433.800	18.729.772
18	PT Zurich Topas Life	14.914	11.917	21.846	29.387	29.946	5.558.098	5.370.173	6.943.316	8.805.507	9.355.772
19	PT BNI Life Insurance	234.948	157.813	238.503	409.835	1.238.888	15.442.176	10.625.216	19.175.878	26.910.560	47.699.172
20	PT Asuransi Jiwa Sequis Life	39.771	62.606	64.271	85.120	41.708	7.267.148	8.890.302	9.525.474	11.237.550	7.483.506
21	PT Panin Dai-Chi Life	-	45.025	37.489	9.728	10.922	-	8.737.978	9.854.254	19.130.171	3.412.284
22	PT FWD Life Indonesia	-	4.624	4.119	14.763	293.023	-	1.100.459	1.515.631	9.480.293	8.941.916
23	PT Hanwha Life Insurance Indonesia	48	58.459	222.627	1.044.096	62.045	14.265	1.019.454	5.201.934	22.654.472	5.902.715
	JUMLAH / *SUB TOTAL*	**2.701.711**	**5.872.815**	**5.692.814**	**6.423.017**	**5.226.806**	**299.977.312**	**433.616.735**	**545.383.039**	**582.523.856**	**548.629.224**
-	**JUMLAH KESELURUHAN** / *GRAND TOTAL*	**11.240.709**	**13.512.692**	**19.960.067**	**17.696.470**	**13.662.160**	**980.472.126**	**815.348.804**	**1.068.569.425**	**1.231.196.211**	**983.086.515**

Keterangan / *Notes* :

*) Tidak Menyampaikan Laporan / *Have Not Submitted Annual Report*

**) Pencabutan Izin Usaha / *Licenses Have Been Removed*

***) Pemberian Izin Usaha Baru / *New Lisences*

Usaha Asuransi Jiwa
Life Insurance Business

TABEL : 3.18.2 / *TABLE : 3.18.2*
MENINGGAL TAHUN 2013-2017
D E A T H YEARS 2013 - 2017
Semua Cabang Selain Kecelakaan Diri dan Kesehatan
All Plans Except Personal Accident & Health

*) Dalam Jutaan Rupiah
*) *In Million Rupiah*

NO.	NAMA PERUSAHAAN / *NAME OF COMPANY*	Jumlah Tertanggung / *Number of Insured*					Uang Pertanggungan *) / *Sum Insured *)*				
		2013	2014	2015	2016	2017	2013	2014	2015	2016	2017
(1)	(2)	(3)	(4)	(5)	(6)	(7)	(8)	(9)	(10)	(11)	(12)
	PERUSAHAAN ASURANSI JIWA NASIONAL										
	NATIONAL LIFE INSURANCE COMPANIES										
1	PT Asuransi Jiwa Adisarana Wanaartha	17	939	133	494	808	17.069	16.867	641.228	633.085	-
2	PT Asuransi BRI Life	28.457	29.722	57.658	53.360	159.649	812.845	30.303	22.099	85.308	2.263.743
3	Asuransi Jiwa Bersama Bumiputera 1912	5.239	9.766	9.327	9.787	2.025	158.573	232.024	220.047	238.391	72.362
4	PT Asuransi Jiwa Central Asia Raya	1.011	663	591	575	837	69.091	56.005	57.119	42.560	57.289
5	PT Equity Life Indonesia	333	307	501	486	434	16.848	16.855	32.358	30.621	30.057
6	PT Heksa Solution Insurance	-	2.928	2.464	3.232	-	203.411	197.449	186.271	285.654	-
7	PT Indolife Pensiontama	46	36	152	181	152	466	4.210	30.032	34.720	41.647
8	PT Asuransi Jiwa Inhealth Indonesia	-	-	-	-	-	2.276	2.142	3.794	21.925	94.049
9	PT Asuransi Jiwasraya (Persero)	32.816	15.427	12.650	13.009	18.524	572.394	501.684	511.010	696.848	866.883
10	PT Asuransi Jiwa Kresna	52	78	82	86	41	16.333	30.840	10.013	11.337	1.173
11	PT Asuransi Simas Jiwa	1.918	12	19	442	240	92.509	822	1.053	59.349	46.810
12	PT MNC Life Assurance	6	2.855	338	116	88	24.105	42.205	26.377	11.848	14.748
13	PT Pasaraya Life Insurance	-	147	91	13	-	5.099	5.066	751	247	-
14	PT Asuransi Jiwa Recapital	6	617	55	-	-	17.512	31.653	2.968	-	-
15	PT Asuransi Jiwa Sequis Financial	15	34	39	104	68	2.054	3.727	3.809	15.878	9.433
16	PT Asuransi Jiwa Tugu Mandiri	7	107	149	212	130	5.123	3.188	4.674	5.346	6.804
17	PT Asuransi Jiwa Mega Indonesia	3	10	7	10	25	1.418	3.443	3.040	2.058	5.614
18	PT Asuransi Jiwa Reliance	-	268	1.465	2.039	2.003	-	23.375	138.797	200.783	145.659
19	PT Central Asia Financial	-	-	152	7	11	-	-	30.032	4	647
20	PT Asuransi Jiwa Indosurya Sukses	-	2	6	68	608	-	40	407	781	40.259
21	PT Capital Life Indonesia	-	-	-	9	75	-	-	-	40	3.541
22	PT Asuransi Jiwa Taspen	-	2	652	635	3.954	-	713	15.717	31.240	67.438
23	PT Asuransi Jiwa Sinansari Indonesia	-	-	-	-	-	-	-	-	-	-
24	PT Asuransi Jiwa BCA	-	-	74	172	397	-	-	13.078	25.560	61.506
25	PT Lippo Life Assurance	-	-	10	28	77	-	-	982	3.256	10.038
26	PT Pacific Life Insurance	-	-	-	-	-	-	-	-	-	-
27	PT Asuransi Jiwa Bumiputera	-	-	-	-	-	-	-	-	-	-
28	PT Asuransi Jiwa Nasional	-	-	-	-	-	-	-	-	-	-
29	PT Victoria Alife Indonesia	-	-	-	-	-	-	-	-	-	-
30	PT Asuransi Ciputra Indonesia	-	-	-	-	-	-	-	-	-	-
31	PT Asuransi Jiwa Millenium	-	-	-	-	-	-	-	-	-	-
	JUMLAH / *SUB TOTAL*	**69.926**	**63.920**	**86.615**	**85.065**	**190.146**	**2.017.125**	**1.202.611**	**1.955.656**	**2.436.841**	**3.839.699**

NO.	NAMA PERUSAHAAN *NAME OF COMPANY*	Jumlah Tertanggung *Number of Insured*					Uang Pertanggungan *) *Sum Insured *)*				
		2013	2014	2015	2016	2017	2013	2014	2015	2016	2017
(1)	(2)	(3)	(4)	(5)	(6)	(7)	(8)	(9)	(10)	(11)	(12)
	PERUSAHAAN ASURANSI JIWA PATUNGAN										
	JOINT VENTURE LIFE INSURANCE COMPANIES										
1	PT Chubb Life Insurance Indonesia	1.001	753	746	1.347	2.559	33.162	33.412	37.139	56.375	55.100
2	PT AIA Financial	1.169	1.670	1.809	8.256	2.045	217.759	212.299	276.307	2.244.196	749.078
3	PT Asuransi Allianz Life Indonesia	551	122	769	899	1.600	74.101	4.185	118.937	160.319	278.240
4	PT Astra Aviva Life	3	8	14	30	205	16.596	118	7.712	7.719	37.795
5	PT Avrist Assurance	290	2.653	3.253	4.088	4.160	108.857	192.359	197.835	268.634	276.533
6	PT AXA Financial Indonesia	193	252	308	300	366	13.499	18.087	54.317	45.288	55.131
7	PT AXA Life Indonesia	2	5	33	58	-	255	60	2.039	3.272	-
8	PT AXA Mandiri Financial Services	760	2.194	3.878	7.907	4.974	95.864	129.220	270.159	315.185	194.282
9	PT Asuransi CIGNA	1.539	1.219	2.086	1.358	1.889	121.145	160.046	268.930	224.035	224.798
10	PT Commonwealth Life	286	185	470	381	343	27.964	42.969	94.382	65.804	61.917
11	PT Asuransi Jiwa Generali Indonesia	461	1.124	1.656	2.440	2.751	29.969	68.165	103.874	138.978	195.345
12	PT Great Eastern Life Indonesia	35	11	45	63	39	6.843	7.975	10.757	17.360	8.362
13	PT Tokio Marine Life Insurance Indonesia	95	1.217	25	18	42	3.488	97.641	1.366	1.599	6.194
14	PT Asuransi Jiwa Manulife Indonesia	1.383	7.883	1.569	2.770	2.844	123.543	147.241	209.515	269.948	318.241
15	PT Prudential Life Assurance	4.476	7.823	6.102	6.439	6.431	419.822	778.354	639.172	669.407	753.856
16	PT Asuransi Jiwa Sinarmas MSIG	351	841	825	901	896	54.598	52.508	85.046	95.753	88.168
17	PT Sun Life Financial Indonesia	-	399	459	641	743	-	155.992	72.257	90.119	106.630
18	PT Zurich Topas Life	23	1.888	38	59	90	4.368	7.493	13.463	15.971	22.632
19	PT BNI Life Insurance	2.515	1.859	1.382	726	1.506	94.186	93.234	75.170	73.974	176.348
20	PT Asuransi Jiwa Sequis Life	603	635	725	782	693	73.183	68.018	106.757	96.274	91.570
21	PT Panin Dai-Chi Life	186	373	337	523	367	23.746	57.356	51.134	1.062.551	56.977
22	PT FWD Life Indonesia	-	5	14	18	178	-	1.519	2.935	3.296	10.463
23	PT Hanwha Life Insurance Indonesia	-	132	128	2.191	1.415	4.578	2.638	4.000	34.977	56.299
	JUMLAH / *SUB TOTAL*	**15.922**	**33.251**	**26.671**	**42.195**	**36.136**	**1.547.528**	**2.330.889**	**2.703.202**	**5.961.032**	**3.823.959**
-	**JUMLAH KESELURUHAN** / *GRAND TOTAL*	**85.848**	**97.171**	**113.285**	**127.260**	**226.282**	**3.564.653**	**3.533.500**	**4.658.858**	**8.397.872**	**7.663.658**

Keterangan / *Notes* :

*) Tidak Menyampaikan Laporan / *Have Not Submitted Annual Report*

**) Pencabutan Izin Usaha / *Licenses Have Been Removed*

***) Pemberian Izin Usaha Baru / *New Lisences*

USAHA ASURANSI JIWA
LIFE INSURANCE BUSINESS

TABEL : 3.18.3 / *TABLE : 3.18.3*
HABIS JONTRAK TAHUN 2013-2017
MATURITY YEARS 2013- 2017
Semua Cabang Selain Kecelakaan Diri dan Kesehatan
All Plans Except Personal Accident & Health

*) Dalam Jutaan Rupiah
*) *In Million Rupiah*

NO.	NAMA PERUSAHAAN / *NAME OF COMPANY*	Jumlah Tertanggung / *Number of Insured*					Uang Pertanggungan *) / *Sum Insured *)*				
		2013	2014	2015	2016	2017	2013	2014	2015	2016	2017
(1)	(2)	(3)	(4)	(5)	(6)	(7)	(8)	(9)	(10)	(11)	(12)
	PERUSAHAAN ASURANSI JIWA NASIONAL										
	NATIONAL LIFE INSURANCE COMPANIES										
1	PT Asuransi Jiwa Adisarana Wanaartha	44.899	143.017	41.271	35.665	216.487	566.887	1.694.802	1.680.391	510.798	303.305
2	PT Asuransi BRI Life	9.160.289	1.081.295	712.672	784.991	880.743	201.774.795	54.551.999	124.368.133	129.498.965	138.760.386
3	Asuransi Jiwa Bersama Bumiputera 1912	-	1.914.007	1.834.435	2.134.192	712.062	-	16.086.091	15.322.199	46.960.543	15.327.204
4	PT Asuransi Jiwa Central Asia Raya	1.884.249	516.871	327.171	57.478	48.931	25.424.166	25.122.808	16.364.957	2.026.171	1.473.502
5	PT Equity Life Indonesia	670.734	38.819	7.177.570	124.258	154.926	34.523.627	1.289.450	23.559.509	3.011.143	3.109.306
6	PT Heksa Solution Insurance	25.488	333.770	417.578	180.138	-	713.640	8.586.764	12.190.307	9.271.155	-
7	PT Indolife Pensiontama	324.402	35.011	34.221	49.848	45.303	9.252.705	596.559	770.916	1.093.698	1.260.389
8	PT Asuransi Jiwa Inhealth Indonesia	33.664	38	131	82	128	476.516	889.397	36.372.370	3.368.256	4.119.166
9	PT Asuransi Jiwasraya (Persero)	24	31.995	573.305	52.875	1.277.499	881.791	563.586	6.724.160	3.619.181	46.556.686
10	PT Asuransi Jiwa Kresna	326.827	187	234	285	18.568	11.119.554	1.600.814	1.546.112	1.012.364	334.370
11	PT Asuransi Simas Jiwa	-	96.900	410	101.773	75.923	-	374.346	10.052	3.956.382	8.417.798
12	PT MNC Life Assurance	192	3.008.793	2.031.391	12.625	17.274	20.704.613	4.000.006	3.580.558	1.891.684	2.610.362
13	PT Pasaraya Life Insurance	-	13.309	11.120	449	-	-	406.443	359.638	1.753	-
14	PT Asuransi Jiwa Recapital	-	529.793	195.650	-	-	-	7.167.971	1.759.586	-	-
15	PT Asuransi Jiwa Sequis Financial	581.197	58	49	57	43	6.371.205	1.591	2.467	4.598	2.073
16	PT Asuransi Jiwa Tugu Mandiri	-	20.101	14.606	5.769	9.594	-	782.837	327.513	444.118	1.118.029
17	PT Asuransi Jiwa Mega Indonesia	6.743	28	-	-	146	113.109	17.656	-	-	99.782
18	PT Asuransi Jiwa Reliance	-	83.171	326.351	629.608	801.319	-	5.341.072	29.694.007	27.870.646	48.467.589
19	PT Central Asia Financial	-	-	34.221	1	57	-	-	770.916	30	7.775
20	PT Asuransi Jiwa Indosurya Sukses	-	24	1.105	65.612	132.034	-	2.459	78.513	886.169	2.716.399
21	PT Capital Life Indonesia	-	-	-	14.646	59.246	-	28.711	-	292.421	2.913.557
22	PT Asuransi Jiwa Taspen	-	-	7.712	10.165	15.388	-	-	140.810	168.734	198.814
23	PT Asuransi Jiwa Sinansari Indonesia	-	-	-	-	48	-	-	-	-	1.069
24	PT Asuransi Jiwa BCA	-	-	24.207	30.189	71.222	-	-	6.148.365	7.364.017	8.454.080
25	PT Lippo Life Assurance	-	-	3.307	2.009	24.400	-	-	320.700	393.999	3.003.890
26	PT Pacific Life Insurance	-	-	-	-	-	-	-	-	-	-
27	PT Asuransi Jiwa Bumiputera	-	-	-	-	-	-	-	-	-	-
28	PT Asuransi Jiwa Nasional	-	-	-	-	-	-	-	-	-	-
29	PT Victoria Alife Indonesia	-	-	-	-	-	-	-	-	-	-
30	PT Asuransi Ciputra Indonesia	-	-	-	-	-	-	-	-	-	-
31	PT Asuransi Jiwa Millenium	-	-	-	-	-	-	-	-	-	-
	JUMLAH / *SUB TOTAL*	**13.058.708**	**7.847.187**	**13.768.717**	**4.292.715**	**4.561.341**	**311.922.608**	**129.105.362**	**282.092.180**	**243.646.826**	**289.255.530**

NO.	NAMA PERUSAHAAN *NAME OF COMPANY*	Jumlah Tertanggung *Number of Insured*					Uang Pertanggungan *) *Sum Insured *)*				
		2013	2014	2015	2016	2017	2013	2014	2015	2016	2017
(1)	(2)	(3)	(4)	(5)	(6)	(7)	(8)	(9)	(10)	(11)	(12)
	PERUSAHAAN ASURANSI JIWA PATUNGAN										
	JOINT VENTURE LIFE INSURANCE COMPANIES										
1	PT Chubb Life Insurance Indonesia	2.175	2.320	2.898	127.961	1.790	7.064	1.301	31.005	1.722.242	373.539
2	PT AIA Financial	118.784	35.422	121.138	57.692	67.894	14.762.262	6.133.101	28.801.417	13.973.352	11.289.881
3	PT Asuransi Allianz Life Indonesia	353.001	233.261	334.875	205.810	108.460	20.913.491	11.873.195	20.427.948	7.846.508	178.292.780
4	PT Astra Aviva Life	32.636	19.425	35.005	32.159	83.594	1.370.156	719.100	1.601.016	1.043.646	2.201.449
5	PT Avrist Assurance	102.891	170.640	161.684	221.071	140.578	12.753.598	15.716.713	3.410.281	9.189.159	4.602.434
6	PT AXA Financial Indonesia	12.130	11.451	15.358	13.891	20.649	521.507	717.030	686.152	303.637	1.044.664
7	PT AXA Life Indonesia	-	-	-	-	-	-	-	-	-	-
8	PT AXA Mandiri Financial Services	313.435	363.673	448.367	880.579	1.335.837	2.088.947	4.592.330	8.923.497	13.104.120	33.191.497
9	PT Asuransi CIGNA	32.374	68.241	107.445	85.475	332.095	7.295.943	7.094.699	14.878.912	12.493.745	35.463.840
10	PT Commonwealth Life	94.160	74.133	168.691	64.105	70.183	8.060.494	3.171.749	9.460.018	6.093.920	8.947.351
11	PT Asuransi Jiwa Generali Indonesia	6.454	55.655	78.440	39.824	48.328	787.124	11.818.955	18.332.900	7.592.155	9.775.647
12	PT Great Eastern Life Indonesia	2.004	901	1.209	1.499	3.460	164.150	163.057	149.089	263.727	289.556
13	PT Tokio Marine Life Insurance Indonesia	7.303	3.543	3.301	1.507	1.587	382.677	427.284	399.894	123.704	355.090
14	PT Asuransi Jiwa Manulife Indonesia	3.873	18.808	22.233	25.181	29.683	272.079	264.039	353.976	255.204	785.849
15	PT Prudential Life Assurance	103.919	16.546	92.415	3.879	43.583	1.046.948	68.405	1.275.138	1.509.163	2.183.594
16	PT Asuransi Jiwa Sinarmas MSIG	56.209	41.614	79.845	264.729	230.610	2.563.271	822.665	3.864.972	13.557.540	9.713.201
17	PT Sun Life Financial Indonesia	5.741	2.579	525	781	6.564	305.779	54.509	83.636	90.908	235.247
18	PT Zurich Topas Life	2.048	186	1.506	1.247	2.488	155.047	32.955	25.996	23.408	50.471
19	PT BNI Life Insurance	88.218	91.442	63.376	1.710	1.205	1.413.949	5.085.057	2.450.939	153.322	116.242
20	PT Asuransi Jiwa Sequis Life	29	3.092	1.419	1.895	2.427	1.243	81.687	60.864	97.929	146.354
21	PT Panin Dai-Chi Life	16.238	20.522	24.622	17.093	25.423	299.268	11.750.221	2.663.576	2.822.846	432.694
22	PT FWD Life Indonesia	-	-	-	-	3.057	-	-	-	-	78.735
23	PT Hanwha Life Insurance Indonesia	-	55.074	158.601	112.393	904.706	-	634.286	1.372.606	3.364.517	8.792.374
	JUMLAH / *SUB TOTAL*	**1.353.622**	**1.288.528**	**1.922.953**	**2.160.481**	**3.464.201**	**75.164.996**	**81.222.338**	**119.253.834**	**95.624.752**	**308.362.489**
	JUMLAH KESELURUHAN / *GRAND TOTAL*	**14.412.330**	**9.135.715**	**15.691.670**	**6.453.196**	**8.025.542**	**387.087.604**	**210.327.700**	**401.346.013**	**339.271.578**	**597.618.019**

Keterangan / *Notes* :

*) Tidak Menyampaikan Laporan / *Have Not Submitted Annual Report*

**) Pencabutan Izin Usaha / *Licenses Have Been Removed*

***) Pemberian Izin Usaha Baru / *New Lisences*

USAHA ASURANSI JIWA
LIFE INSURANCE BUSINESS

TABEL : 3.18.4 / *TABLE : 3.18.4*
PEMUTUSAN KONTRAK TAHUN 2013 - 2017
LAPSE FOR YEARS 2013 - 2017
Semua Cabang Selain Kecelakaan Diri dan Kesehatan
All Plans Except Personal Accident & Health

*) Dalam Jutaan Rupiah
*) *In Million Rupiah*

NO.	NAMA PERUSAHAAN / *NAME OF COMPANY*	Jumlah Tertanggung / *Number of Insured*					Uang Pertanggungan *) / *Sum Insured *)*				
		2013	2014	2015	2016	2017	2013	2014	2015	2016	2017
(1)	(2)	(3)	(4)	(5)	(6)	(7)	(8)	(9)	(10)	(11)	(12)
	PERUSAHAAN ASURANSI JIWA NASIONAL										
	NATIONAL LIFE INSURANCE COMPANIES										
1	PT Asuransi Jiwa Adisarana Wanaartha	8.611	142	1.554	1.982	125	1.524.148	7.423	314.544	107.887	5.287
2	PT Asuransi BRI Life	573.172	628.233	17.714	17.918	27.079	73.930	45.892.423	936.466	1.113.155	3.372.357
3	Asuransi Jiwa Bersama Bumiputera 1912	-	1.561	1.044	19.568	79	-	27.244	18.585	135.416	842
4	PT Asuransi Jiwa Central Asia Raya	2.453	2.507	19.303	22.351	27.263	51.327	127.077	703.414	1.149.550	743.571
5	PT Equity Life Indonesia	1.365	24.153	15.858	7.867	8.436	91.445	538.085	899.756	563.524	531.141
6	PT Heksa Solution Insurance	22.481	134	11	450	-	817.438	11.584	1.538	67.082	-
7	PT Indolife Pensiontama	252	5.461	9.033	7.181	5.144	25.384	1.757.170	1.879.991	1.688.485	1.568.607
8	PT Asuransi Jiwa Inhealth Indonesia	3.406	-	-	-	-	1.187.932	961	643	-	-
9	PT Asuransi Jiwasraya (Persero)	-	100.343	914.969	21.910	19.087	1.579	4.054.526	5.578.206	476.501	652.132
10	PT Asuransi Jiwa Kresna	269.042	23	98	432	5.521	4.786.066	7.788	60.566	276.994	169.647
11	PT Asuransi Simas Jiwa	-	470.978	1.121	3.638	246	-	5.704.790	10.090	174.058	24.704
12	PT MNC Life Assurance	1.069	719	2.148	1.416	704	1.985.472	127.796	280.582	214.134	314.716
13	PT Pasaraya Life Insurance	-	-	-	17.424	-	-	-	-	318.532	-
14	PT Asuransi Jiwa Recapital	-	1.009	53	-	-	-	105.179	6.982	-	-
15	PT Asuransi Jiwa Sequis Financial	249	-	-	145	41	10.286	-	-	18.228	36.225
16	PT Asuransi Jiwa Tugu Mandiri	-	3	1.238	482	2.956	-	23	41.176	3.494	89.049
17	PT Asuransi Jiwa Mega Indonesia	17	14	46	144	503	3.837	7.398	10.039	68.925	26.215
18	PT Asuransi Jiwa Reliance	6	-	-	-	-	1.591	-	-	-	-
19	PT Central Asia Financial	-	20	9.033	3.644	2.811	-	688	1.879.991	19.145	76.673
20	PT Asuransi Jiwa Indosurya Sukses	-	-	-	1.171	24.376	-	-	-	401.964	1.175.656
21	PT Capital Life Indonesia	-	-	-	555	153	-	-	-	796.488	24.289
22	PT Asuransi Jiwa Taspen	-	-	4.196	760	548	-	-	8.309	22.240	16.062
23	PT Asuransi Jiwa Sinansari Indonesia	-	-	-	-	-	-	-	-	-	-
24	PT Asuransi Jiwa BCA	-	-	1.649	8.531	13.663	-	-	320.917	444.191	601.414
25	PT Lippo Life Assurance	-	-	276	366	277	-	-	46.526	59.160	30.224
26	PT Pacific Life Insurance	-	-	-	-	-	-	-	-	-	-
27	PT Asuransi Jiwa Bumiputera	-	-	-	-	-	-	-	-	-	-
28	PT Asuransi Jiwa Nasional	-	-	-	-	-	-	-	-	-	-
29	PT Victoria Alife Indonesia	-	-	-	-	-	-	-	-	-	-
30	PT Asuransi Ciputra Indonesia	-	-	-	-	66	-	-	-	-	22
31	PT Asuransi Jiwa Millenium	-	-	-	-	-	-	-	-	-	-
	JUMLAH / *SUB TOTAL*	**882.123**	**1.235.300**	**999.344**	**137.935**	**139.078**	**10.560.432**	**58.370.155**	**12.998.321**	**8.119.154**	**9.458.832**

NO.	NAMA PERUSAHAAN *NAME OF COMPANY*	Jumlah Tertanggung *Number of Insured*					Uang Pertanggungan *) *Sum Insured *)*				
		2013	2014	2015	2016	2017	2013	2014	2015	2016	2017
(1)	(2)	(3)	(4)	(5)	(6)	(7)	(8)	(9)	(10)	(11)	(12)
	PERUSAHAAN ASURANSI JIWA PATUNGAN										
	JOINT VENTURE LIFE INSURANCE COMPANIES										
1	PT Chubb Life Insurance Indonesia	12.421	6.465	39.656	44.540	-	301.834	436.721	1.913.541	1.001.887	-
2	PT AIA Financial	9.438	18.173	16.003	72.362	13.985	1.808.308	2.966.046	3.599.607	20.174.490	22.741.298
3	PT Asuransi Allianz Life Indonesia	35.588	10	13.041	8.777.300	34.968	7.626.147	2.000	3.037.996	58.999.835	8.240.012
4	PT Astra Aviva Life	6	-	-	-	3.943	571	-	-	-	493.884
5	PT Avrist Assurance	1.291	1.644	2.368	1.890	1.266	61.164	84.759	117.408	111.404	77.373
6	PT AXA Financial Indonesia	7.019	2.933	3.012	1.683	9.853	479.950	148.767	415.884	234.399	959.029
7	PT AXA Life Indonesia	205	921	14.943	6.722	-	11.912	40.341	877.779	383.893	-
8	PT AXA Mandiri Financial Services	138.066	201.894	313.278	137.847	142.530	6.397.478	11.646.162	10.704.618	8.804.521	10.696.604
9	PT Asuransi CIGNA	114.836	9.752	20.838	26.138	8.743	7.018.538	652.142	1.267.962	1.875.915	942.048
10	PT Commonwealth Life	9.964	5.419	76.570	33.981	-	1.849.556	1.650.542	10.951.866	5.875.638	-
11	PT Asuransi Jiwa Generali Indonesia	6.790	6.332	8.428	18.987	22.227	1.323.480	1.265.294	8.808.433	6.006.372	4.184.406
12	PT Great Eastern Life Indonesia	600	396	3.600	1.291	812	87.444	287.619	739.843	338.752	333.941
13	PT Tokio Marine Life Insurance Indonesia	410	19.314	665	-	2.579	36.802	52.083	37.597	-	233.109
14	PT Asuransi Jiwa Manulife Indonesia	41.973	29.533	35.694	26.078	59.339	1.393.240	1.862.846	522.893	775.970	340.437
15	PT Prudential Life Assurance	4.134	29.513	98.068	47.856	44.506	458.076	1.894.908	11.790.190	5.683.735	10.050.993
16	PT Asuransi Jiwa Sinarmas MSIG	2.208	469	20.926	8.043	11.660	12.174	89.160	1.906.507	2.224.034	2.468.125
17	PT Sun Life Financial Indonesia	6.976	6.943	7.846	4.211	5.599	709.829	559.489	697.573	674.503	689.961
18	PT Zurich Topas Life	4.425	3.108	3.913	6.136	4.996	1.555.928	1.132.220	1.360.516	1.506.756	1.542.365
19	PT BNI Life Insurance	7.828	1.042	11.974	20.445	306.533	1.509.986	101.907	4.924.074	857.393	6.297.426
20	PT Asuransi Jiwa Sequis Life	-	11.046	5.042	6.549	6.823	-	466.380	458.605	685.463	1.162.689
21	PT Panin Dai-Chi Life	13.926	4.305	8.070	25.147	18.575	2.720.221	321.906	1.320.268	38.892.542	4.403.093
22	PT FWD Life Indonesia	-	429	635	864	20.196	-	69.411	113.575	135.002	413.743
23	PT Hanwha Life Insurance Indonesia	-	952	307	851	557	-	57.710	49.749	234.324	92.296
	JUMLAH / *SUB TOTAL*	**418.104**	**360.593**	**704.877**	**9.268.921**	**719.690**	**35.362.639**	**25.788.413**	**65.616.483**	**155.476.825**	**76.362.833**
	JUMLAH KESELURUHAN / *GRAND TOTAL*	**1.300.227**	**1.595.893**	**1.704.221**	**9.406.856**	**858.768**	**45.923.072**	**84.158.568**	**78.614.804**	**163.595.979**	**85.821.665**

Keterangan / *Notes* :

*) Tidak Menyampaikan Laporan / *Have Not Submitted Annual Report*

**) Pencabutan Izin Usaha / *Licenses Have Been Removed*

***) Pemberian Izin Usaha Baru / *New Lisences*

USAHA ASURANSI JIWA

LIFE INSURANCE BUSINESS

TABEL : 3.19 / *TABLE : 3.19*

PERTUMBUHAN JUMLAH TERTANGGUNG DAN UANG PERTANGGUNGAN TAHUN 2013 - 2017

THE GROWTH OF NUMBER OF INSURED AND SUM INSURED YEARS 2013 - 2017

Semua Cabang Selain Kecelakaan Diri dan Kesehatan

All Plans Except Personal Accident & Health

*) Dalam Jutaan Rupiah

*) *In Million Rupiah*

NO.	KETERANGAN *DESCRIPTION*	Jumlah Tertanggung *Number of Insured*					Uang Pertanggungan *) *Sum Insured *)*				
		2013	2014	2015	2016	2017	2013	2014	2015	2016	2017
(1)	(2)	(3)	(4)	(5)	(6)	(7)	(8)	(9)	(10)	(11)	(12)
I	**Penambahan** *(Addition)* **:**										
	1. Pertanggungan Baru *(New Business)*	11.261.206	13.514.644	19.961.471	17.696.470	13.662.160	989.904.113	817.960.338	1.074.464.379	1.231.196.211	983.086.515
	2. Lain-lain *(Other)*	19.502.796	1.429.982	2.077.509	1.888.470	2.279.933	524.335.153	80.034.090	96.322.149	111.110.018	202.322.393
	Jumlah I *(Sub Total I)*	**30.764.002**	**14.944.626**	**22.038.980**	**19.584.940**	**15.942.093**	**1.514.239.266**	**897.994.428**	**1.170.786.528**	**1.342.306.229**	**1.185.408.908**
II	**Pengurangan** *(Deduction)* **:**										
	1. Meninggal *(Death)*	86.292	97.193	113.305	127.260	226.282	3.643.505	3.544.005	4.661.205	8.397.872	7.663.658
	2. Habis Kontrak *(Maturity)*	14.515.521	9.135.715	15.691.670	6.453.196	8.025.542	393.375.039	210.379.864	401.427.945	339.271.578	597.618.019
	3. Pemutusan Kontrak (*Lapse*)	1.564.230	1.595.893	1.704.377	9.406.856	858.768	48.570.475	224.971.430	80.274.733	163.595.979	85.821.665
	4. Lain-lain *(Other)*	1.680.557	430.533	2.287.777	3.212.839	4.170.427	107.077.412	84.890.492	191.153.031	289.551.376	238.115.960
	Jumlah II (*Sub Total II*)	**17.846.600**	**11.259.334**	**19.797.128**	**19.200.151**	**13.281.019**	**552.666.431**	**523.785.790**	**677.516.914**	**800.816.805**	**929.219.302**
III	*Surplus* ***(I - II)***	**12.917.402**	**3.685.292**	**2.241.851**	**384.789**	**2.661.074**	**961.572.835**	**374.208.637**	**493.269.614**	**541.489.424**	**256.189.606**
IV	**Keadaan Pada Awal Tahun** *Beginning of The Year*	**27.258.360**	**42.963.762**	**40.820.335**	**38.022.425**	**36.920.461**	**1.320.213.935**	**1.897.665.833**	**2.338.826.317**	**2.646.389.231**	**3.139.057.810**
V	**Keadaan Pada Akhir Tahun** *End of The Year*	**40.175.762**	**46.649.054**	**43.062.186**	**38.407.214**	**39.581.535**	**2.281.786.770**	**2.271.874.470**	**2.832.095.931**	**3.187.878.655**	**3.395.247.416**

HALAMAN INI SENGAJA DIKOSONGKAN

THIS PAGE IS INTENTIONALLY LEFT BLANK

LAMPIRAN III
APPENDIX III

Usaha Asuransi Umum dan Reasuransi Syariah

Sharia General Insurance and Resinsurance Business



HALAMAN INI SENGAJA DIKOSONGKAN

THIS PAGE IS INTENTIONALLY LEFT BLANK

USAHA ASURANSI UMUM DAN REASURANSI SYARIAH

SHARIA NON LIFE INSURANCE & REINSURANCE BUSINESS

TABEL: 4.1A/*TABLE: 4.1A*

REKAPITULASI LAPORAN POSISI KEUANGAN DANA PERUSAHAAN, PER 31 DESEMBER 2017

RECAPITULATION OF BALANCE SHEET OF SHAREHOLDER FUND, AS OF 31 DECEMBER 2017

NO.	NAMA PERUSAHAAN *NAME OF COMPANY*	INVESTASI *INVESTMENT*	BUKAN INVESTASI *NON INVESTMENT*	JUMLAH ASET *TOTAL ASSETS*	JUMLAH LIABLITAS *TOTAL LIABILITY*	QARDH	MODAL SENDIRI *EQUITY*
(1)	(2)	(3)	(4)	(5)	(6)	(7)	(8)
	PERUSAHAAN ASURANSI UMUM SYARIAH ***FULL FLAG NON LIFE INSURANCE COMPANIES***						
1	PT ASURANSI TAKAFUL UMUM	18.436	11.532	29.967	18.992	-	10.975
2	PT ASURANSI CHUBB SYARIAH INDONESIA (d/h PT JAYA PROTEKSI TAKAFUL)	50.874	54.718	105.592	52.360	-	53.232
3	PT ASURANSI SONWELIS TAKAFUL	27.711	32.824	60.534	2.856	-	57.678
4	PT ASURANSI JASINDO SYARIAH	92.741	86.367	179.108	83.482	-	95.626
5	PT ASURANSI ASKRIDA SYARIAH	93.364	8.979	102.343	1.848	-	100.495
	JUMLAH/SUB TOTAL	**283.126**	**194.419**	**477.545**	**159.539**	**-**	**318.006**
	PERUSAHAAN ASURANSI UMUM YANG MEMILIKI UNIT SYARIAH ***NON LIFE INSURANCE COMPANIES WHICH OWN SHARIAH UNIT***						
1	PT ASURANSI ADIRA DINAMIKA	508.987	120.099	629.086	387.211	-	241.876
2	PT ASURANSI ALLIANZ UTAMA INDONESIA	35.740	3.495	39.234	961	-	38.274
3	PT ASURANSI ASTRA BUANA	481.529	140.338	621.867	348.291	-	273.576
4	PT ASURANSI BANGUN ASKRIDA	50.018	126.783	176.800	74.769	-	102.031
5	PT ASURANSI BINTANG TBK.	51.152	55.835	106.987	8.569	-	98.417
6	PT ASURANSI BRINGIN SEJAHTERA ARTAMAKMUR	23.960	5.487	29.447	3.821	-	25.626
7	PT ASURANSI BUMIPUTERA MUDA 1967	30.685	16.229	46.914	14.993	-	31.922
8	PT ASURANSI CENTRAL ASIA	49.223	83.404	132.627	69.377	-	63.251
9	PT ASURANSI PAROLAMAS	24.622	5.221	29.843	1.403	-	28.441
10	PT ASURANSI RAMAYANA Tbk.	45.067	80.261	125.327	17.916	-	107.412
11	PT ASURANSI SINAR MAS	190.569	103.648	294.217	57.229	-	236.988
12	PT ASURANSI TRI PAKARTA	73.942	30.893	104.835	44.103	-	60.732
13	PT ASURANSI UMUM MEGA	104.063	14.605	118.668	11.351	-	107.317
14	PT ASURANSI STACO MANDIRI	32.252	14.475	46.727	732	-	45.995
15	PT TUGU PRATAMA INDONESIA	39.240	36.169	75.410	21.640	-	53.770
16	PT ASURANSI JASA RAHARJA PUTERA	30.419	3.102	33.521	977	-	32.544
17	PT ASURANSI BINA DANA ARTA	31.548	1.875	33.423	281	-	33.142
18	PT PAN PASIFIC INSURANCE	40.285	3.742	44.027	3.265	-	40.762
19	PT ASURANSI WAHANA TATA	37.583	2.934	40.517	11.568	-	28.949
20	PT ASURANSI KRESNA MITRA (d/h PT ASURANSI MITRA MAPARYA)	30.928	775	31.702	553	-	31.150
21	PT MANDIRI AXA GENERAL INSURANCE	26.799	2.169	28.968	2.236	-	26.733
22	PT ASURANSI RELIANCE INDONESIA	26.596	3.767	30.363	3.801	-	26.561
23	PT ASURANSI ASEI INDONESIA	27.635	11.751	39.385	3.120	-	36.265
24	PT SOMPO INSURANCE INDONESIA	49.907	618	50.526	1.077	-	49.449
25	PT MNC ASURANSI INDONESIA	44.402	5.362	49.764	-	-	49.764
	JUMLAH/SUB TOTAL	**2.087.151**	**873.038**	**2.960.188**	**1.089.242**	**-**	**1.870.946**
	PERUSAHAAN REASURANSI YANG MEMILIKI UNIT SYARIAH ***REINSURANCE COMPANIES WHICH OWN SHARIAH UNIT***						
1	PT MASKAPAI REASURANSI INDONESIA	136.685	12.070	148.755	1.981	-	146.774
2	PT REASURANSI SYARIAH INDONESIA	239.160	57.231	296.391	36.523	-	259.868
3	PT REASURANSI NASIONAL INDONESIA	225.386	110.448	335.834	12.963	-	322.871
	JUMLAH/SUB TOTAL	**601.231**	**179.749**	**780.981**	**51.467**	**-**	**729.513**
	JUMLAH SELURUHNYA/GRAND TOTAL	**2.971.508**	**1.247.206**	**4.218.714**	**1.300.248**	**-**	**2.918.466**

Keterangan / *Notes* :

*) Pencabutan Izin Usaha / *Lisenses Have Been Removed*

USAHA ASURANSI UMUM DAN REASURANSI SYARIAH

SHARIA NON LIFE INSURANCE & REINSURANCE BUSINESS

TABEL: 4.1A.1/*TABLE: 4.1A.1*

REKAPITULASI INVESTASI DANA PERUSAHAAN, PER 31 DESEMBER 2017

RECAPITULATION OF INVESTMENT OF SHAREHOLDER FUND, AS OF 31 DECEMBER 2017

Dalam Jutaan Rupiah

In Million Rupiah

NO.	NAMA PERUSAHAAN *NAME OF COMPANY*	DEPOSITO *TIME DEPOSIT*	SERTIFIKAT DEPOSITO *CERTIFICATE OF DEPOSIT*	SAHAM SYARIAH *SHARIA STOCK*	SUKUK/ OBLIGASI SYARIAH *CORPORATE SUKUK*	SURAT BERHARGA SYARIAH NEGARA *GOVERMENT SUKUK*	SURAT BERHARGA SYARIAH DITERBITKAN BANK INDONESIA *SHARIA PROMISSORY NOTES ISSUED BY BANK OF INDONESIA*	SURAT BERHARGA SYARIAH DITERBITKAN NEGARA SELAIN RI *FOREIGN GOVERMENT SUKUK*	SURAT BERHARGA SYARIAH DITERBITKAN LEMBAGA MULTINASIONAL *SUKUK OF MULTINATIONAL INSTITUTIONS*	REKSA DANA SYARIAH *SHARIA MUTUAL FUND*	EFEK BERAGUN ASET SYARIAH *SHARIA ASET BACKED SECURITIES*	PEMBIAYAAN MELALUI KERJASAMA DG. PIHAK LAIN SYARIAH *SHARIA FINANCING*	EMAS MURNI *GOLD*	PENYERTAAN LANGSUNG *DIRECT PLACEMENT*	BANGUNAN DG HAK STRATA TANAH DG. BANGUNAN *PROPERTY*	INVESTASI LAIN *OTHER INVESTMENTS*	JUMLAH *TOTAL*
(1)	(2)	(3)	(4)	(5)	(6)	(7)	(8)	(9)	(10)	(11)	(12)	(13)	(14)	(15)	(16)	(17)	(18)
	PERUSAHAAN ASURANSI UMUM SYARIAH																
	FULL FLAG NON LIFE INSURANCE COMPANIES																
1	PT ASURANSI TAKAFUL UMUM	13.300	-	-	2.000	1.000	-	-	-	2.001	-	-	-	135	-	-	18.436
2	PT ASURANSI CHUBB SYARIAH INDONESIA (d/h PT JAYA PROTEKSI TAKAFUL)	29.424	-	-	12.718	6.862	-	-	-	965	-	-	905	-	-	-	50.874
3	PT ASURANSI SONWELIS TAKAFUL	21.800	-	-	-	5.816	-	-	-	-	-	-	-	-	-	95	27.711
4	PT ASURANSI JASINDO SYARIAH	21.000	-	-	18.519	35.215	-	-	-	18.007	-	-	-	-	-	-	92.741
5	PT ASURANSI ASKRIDA SYARIAH	68.061	-	-	-	25.303	-	-	-	-	-	-	-	-	-	-	93.364
	JUMLAH/SUB TOTAL	**153.585**	**-**	**-**	**33.237**	**74.196**	**-**	**-**	**-**	**20.973**	**-**	**-**	**905**	**135**	**-**	**95**	**283.126**
	PERUSAHAAN ASURANSI UMUM YANG MEMILIKI UNIT SYARIAH																
	NON LIFE INSURANCE COMPANIES WHICH OWN SHARIAH UNIT																
1	PT ASURANSI ADIRA DINAMIKA	275.250	-	-	30.172	203.565	-	-	-	-	-	-	-	-	-	-	508.987
2	PT ASURANSI ALLIANZ UTAMA INDONESIA	25.750	-	-	9.990	-	-	-	-	-	-	-	-	-	-	-	35.740
3	PT ASURANSI ASTRA BUANA	119.500	-	-	163.141	10.599	-	-	-	188.289	-	-	-	-	-	-	481.529
4	PT ASURANSI BANGUN ASKRIDA	43.656	-	-	-	5.332	-	-	-	1.029	-	-	-	-	-	-	50.018
5	PT ASURANSI BINTANG TBK.	305	-	-	-	-	-	-	-	-	-	-	-	-	50.847	0	51.152
6	PT ASURANSI BRINGIN SEJAHTERA ARTAMAKMUR	23.960	-	-	-	-	-	-	-	-	-	-	-	-	-	-	23.960
7	PT ASURANSI BUMIPUTERA MUDA 1967	21.378	-	3.382	1.024	3.393	-	-	-	1.508	-	-	-	-	-	-	30.685
8	PT ASURANSI CENTRAL ASIA	35.631	-	-	-	13.592	-	-	-	-	-	-	-	-	-	-	49.223
9	PT ASURANSI PAROLAMAS	18.575	-	-	-	-	-	-	-	6.047	-	-	-	-	-	-	24.622
10	PT ASURANSI RAMAYANA Tbk.	37.010	-	-	8.057	-	-	-	-	-	-	-	-	-	-	-	45.067
11	PT ASURANSI SINAR MAS	117.300	-	-	7.197	-	-	-	-	66.072	-	-	-	-	-	-	190.569
12	PT ASURANSI TRI PAKARTA	49.750	-	-	24.192	-	-	-	-	-	-	-	-	-	-	-	73.942
13	PT ASURANSI UMUM MEGA	69.881	-	-	3.132	20.668	-	-	-	10.382	-	-	-	-	-	-	104.063
14	PT ASURANSI STACO MANDIRI	8.300	-	-	-	11.000	-	-	-	12.952	-	-	-	-	-	-	32.252
15	PT TUGU PRATAMA INDONESIA	32.068	-	-	-	-	-	-	-	7.173	-	-	-	-	-	-	39.240
16	PT ASURANSI JASA RAHARJA PUTERA	23.750	-	-	-	6.669	-	-	-	-	-	-	-	-	-	-	30.419
17	PT ASURANSI BINA DANA ARTA	25.000	-	-	6.548	-	-	-	-	-	-	-	-	-	-	-	31.548
18	PT PAN PASIFIC INSURANCE	30.200	-	-	-	10.085	-	-	-	-	-	-	-	-	-	-	40.285
19	PT ASURANSI WAHANA TATA	26.155	-	-	-	11.428	-	-	-	-	-	-	-	-	-	-	37.583
20	PT ASURANSI KRESNA MITRA (d/h PT ASURANSI MITRA MAPARYA)	23.614	-	-	-	7.313	-	-	-	-	-	-	-	-	-	-	30.928
21	PT MANDIRI AXA GENERAL INSURANCE	21.010	-	-	-	5.789	-	-	-	-	-	-	-	-	-	-	26.799
22	PT ASURANSI RELIANCE INDONESIA	20.500	-	-	3.045	-	-	-	-	3.050	-	-	-	-	-	-	26.596
23	PT ASURANSI ASEI INDONESIA	18.550	-	-	9.085	-	-	-	-	-	-	-	-	-	-	-	27.635
24	PT SOMPO INSURANCE INDONESIA	39.880	-	-	-	10.027	-	-	-	-	-	-	-	-	-	-	49.907
25	PT MNC ASURANSI INDONESIA	40.000	-	4.402	-	-	-	-	-	-	-	-	-	-	-	-	44.402
	JUMLAH/SUB TOTAL	**1.146.973**	**-**	**7.785**	**265.583**	**319.460**	**-**	**-**	**-**	**296.503**	**-**	**-**	**-**	**-**	**50.847**	**0**	**2.087.151**
	PERUSAHAAN REASURANSI YANG MEMILIKI UNIT SYARIAH																
	REINSURANCE COMPANIES WHICH OWN SHARIAH UNIT																
1	PT MASKAPAI REASURANSI INDONESIA	87.754	-	2.301	15.598	22.939	-	-	-	8.092	-	-	-	-	-	0	136.685
2	PT REASURANSI SYARIAH INDONESIA	62.200	-	-	59.880	89.027	-	-	-	28.053	-	-	-	-	-	-	239.160
3	PT REASURANSI NASIONAL INDONESIA	115.850	-	-	28.416	54.299	-	-	-	26.822	-	-	-	-	-	0	225.386
	JUMLAH/SUB TOTAL	**265.804**	**-**	**2.301**	**103.893**	**166.265**	**-**	**-**	**-**	**62.968**	**-**	**-**	**-**	**-**	**-**	**0**	**601.231**
	JUMLAH SELURUHNYA/GRAND TOTAL	**1.566.363**	**-**	**10.086**	**402.713**	**559.921**	**-**	**-**	**-**	**380.444**	**-**	**-**	**905**	**135**	**50.847**	**95**	**2.971.508**

Keterangan / *Notes* :

*) Pencabutan Izin Usaha / *Lisenses Have Been Removed*

USAHA ASURANSI UMUM DAN REASURANSI SYARIAH

SHARIA NON LIFE INSURANCE & REINSURANCE BUSINESS

TABEL: 4.1A.2/*TABLE: 4.1A.2*

REKAPITULASI ASET BUKAN INVESTASI DANA PERUSAHAAN, PER 31 DESEMBER 2017

RECAPITULATION OF NON INVESTMENT OF SHAREHOLDER FUND, AS OF 31 DECEMBER 2017

Dalam Jutaan Rupiah

In Million Rupiah

NO.	NAMA PERUSAHAAN *NAME OF COMPANY*	KAS DAN BANK *CASH AND BANK*	TAGIHAN RECOVERY KLAIM REASURANSI *RECOVERY RECEIVABLE*	TAGIHAN HASIL INVESTASI *INVESTMENT YIELD RECEIVABLE*	TAGIHAN INVESTASI *INVESTMENTS RECEIVABLE*	TAGIHAN UJRAH KEPADA PESERTA *UJRAH RECEIVABLES TO POLICYHOLDERS*	BANGUNAN DG. HAK STRATA/ TANAH DG. BANGUNAN *PROPERTY*	ASET REASURANSI *REINSURANCE ASSETS*	BIAYA AKUISISI YANG DITANGGUHKAN *COST OF ACQUISITION THAT IS DEFENDED*	AKTIVA LAIN *OTHER ASSETS*	JUMLAH BUKAN INVESTASI *TOTAL NON INVESTMENT*
(1)	(2)	(3)	(4)	(5)	(6)	(7)	(8)	(9)	(10)	(11)	(12)
	PERUSAHAAN ASURANSI UMUM SYARIAH										
	FULL FLAG NON LIFE INSURANCE COMPANIES										
1	PT ASURANSI TAKAFUL UMUM	981	-	11	-	517	-	-	9.050	984	11.532
2	PT ASURANSI CHUBB SYARIAH INDONESIA (d/h PT JAYA PROTEKSI TAKAFUL)	1.498	-	-	-	8.960	92	1.442	19.017	23.708	54.718
3	PT ASURANSI SONWELIS TAKAFUL	2.344	-	-	-	4.655	18.966	-	-	6.859	32.824
4	PT ASURANSI JASINDO SYARIAH	577	-	-	-	-	-	-	-	85.790	86.367
5	PT ASURANSI ASKRIDA SYARIAH	6.410	-	249	-	-	-	-	-	2.319	8.979
	JUMLAH/SUB TOTAL	**11.810**	**-**	**261**	**-**	**14.133**	**19.058**	**1.442**	**28.066**	**119.660**	**194.419**
	PERUSAHAAN ASURANSI UMUM YANG MEMILIKI UNIT SYARIAH										
	NON LIFE INSURANCE COMPANIES WHICH OWN SHARIAH UNIT										
1	PT ASURANSI ADIRA DINAMIKA	10.570	-	4.142	-	30.461	-	-	72.521	1.300	120.099
2	PT ASURANSI ALLIANZ UTAMA INDONESIA	103	-	111	-	890	-	-	172	2.217	3.495
3	PT ASURANSI ASTRA BUANA	2.167	-	1.479	-	-	-	-	-	136.692	140.338
4	PT ASURANSI BANGUN ASKRIDA	1.618	-	39	-	42.621	-	-	-	82.505	126.783
5	PT ASURANSI BINTANG TBK.	65	-	-	-	9.223	13.442	276	-	39.799	55.835
6	PT ASURANSI BRINGIN SEJAHTERA ARTAMAKMUR	2.649	-	-	-	1.577	-	-	-	1.262	5.487
7	PT ASURANSI BUMIPUTERA MUDA 1967	741	-	511	141	2.118	-	815	-	7.059	16.229
8	PT ASURANSI CENTRAL ASIA	16.171	-	50	-	63.148	326	-	-	3.710	83.404
9	PT ASURANSI PAROLAMAS	394	-	29	-	4.287	-	-	333	179	5.221
10	PT ASURANSI RAMAYANA Tbk.	2.738	-	-	-	-	6.021	3.427	-	68.075	80.261
11	PT ASURANSI SINAR MAS	1.116	-	-	-	39.284	553	-	-	62.695	103.648
12	PT ASURANSI TRI PAKARTA	338	-	-	-	30.467	-	-	-	88	30.893
13	PT ASURANSI UMUM MEGA	278	-	330	-	-	-	233	-	13.764	14.605
14	PT ASURANSI STACO MANDIRI	705	-	-	-	13.770	-	-	-	-	14.475
15	PT TUGU PRATAMA INDONESIA	2.648	-	1.461	-	30.821	-	652	588	-	36.169
16	PT ASURANSI JASA RAHARJA PUTERA	2.280	-	-	-	768	-	-	-	55	3.102
17	PT ASURANSI BINA DANA ARTA	569	-	183	-	-	-	-	-	1.123	1.875
18	PT PAN PASIFIC INSURANCE	236	-	145	-	665	-	1.344	-	1.352	3.742
19	PT ASURANSI WAHANA TATA	215	-	222	-	331	-	1.187	-	980	2.934
20	PT ASURANSI KRESNA MITRA (d/h PT ASURANSI MITRA MAPARYA)	94	-	77	-	278	-	-	-	326	775
21	PT MANDIRI AXA GENERAL INSURANCE	1.059	-	159	-	895	-	56	-	-	2.169
22	PT ASURANSI RELIANCE INDONESIA	319	-	88	-	1.714	-	-	-	913	3.767
23	PT ASURANSI ASEI INDONESIA	3.480	-	-	-	7.322	-	772	-	176	11.751
24	PT SOMPO INSURANCE INDONESIA	206	-	153	-	139	-	-	-	121	618
25	PT MNC ASURANSI INDONESIA	5.286	-	-	76	-	-	-	-	-	5.362
	JUMLAH/SUB TOTAL	**56.041**	**-**	**9.179**	**217**	**280.781**	**20.342**	**8.762**	**73.614**	**424.391**	**873.038**
	PERUSAHAAN REASURANSI YANG MEMILIKI UNIT SYARIAH										
	REINSURANCE COMPANIES WHICH OWN SHARIAH UNIT										
1	PT MASKAPAI REASURANSI INDONESIA	621	-	767	2.761	6.645	-	-	-	1.276	12.070
2	PT REASURANSI SYARIAH INDONESIA	838	-	5.967	-	36.071	2.442	-	-	1.726	57.231
3	PT REASURANSI NASIONAL INDONESIA	329	-	-	-	21.659	54	-	-	88.406	110.448
	JUMLAH/SUB TOTAL	**1.788**	**-**	**6.734**	**2.761**	**64.375**	**2.496**	**-**	**-**	**91.407**	**179.749**
	JUMLAH SELURUHNYA/GRAND TOTAL	**69.640**	**-**	**16.174**	**2.978**	**359.288**	**41.896**	**10.204**	**101.681**	**635.458**	**1.247.206**

Keterangan / *Notes* :

*) Pencabutan Izin Usaha / *Lisenses Have Been Removed*

USAHA ASURANSI UMUM DAN REASURANSI SYARIAH

SHARIA NON LIFE INSURANCE & REINSURANCE BUSINESS

TABEL: 4.2A/*TABLE: 4.2A*

REKAPITULASI RUGI LABA DANA PERUSAHAAN, PER 31 DESEMBER 2017

RECAPITULATION OF PROFIT/LOSS OF SHAREHOLDER FUND, AS OF 31 DECEMBER 2017

Dalam Jutaan Rupiah

In Million Rupiah

NO.	NAMA PERUSAHAAN *NAME OF COMPANY*	UJRAH DITERIMA ATAS PENGELOLAAN RISIKO *UJROH FROM RISK MANAGEMENT*	UJRAH ATAS PENGELOLAAN INVESTASI DANA TABARRU *UJROM FROM TABBARU FUND MANAGEMENT FEE*	UJRAH DITERIMA *UJRAH RECEIVED*	PENERIMAAN KOMISI *COMMISION RECEIVED*	BAGI HASIL PENGELOLAAN INVESTASI DANA TABARRU *SHARE OF INVESTMENT YIELD OF TABBARU FUND*	ALOKASI SURPLUS UNDERWRITING *MANAGEMENT SHARE OF UNDERWRITING SURPLUS*	HASIL INVESTASI DANA PERUSAHAAN *INVESTMENT YIELD OF SHAREHOLDERS FUND*	JUMLAH PENDAPATAN *TOTAL REVENUE*	KOMISI DIBAYAR *COMMISION PAID*	UJRAH REASURANSI *UJRAH REINSURANCE*	BEBAN PEMASARAN *MARKETING EXPENSES*	BEBAN UMUM DAN ADMINISTRASI *GENERAL AND ADMINISTRATION EXPENSES*	BEBAN LAIN *OTHER EXPENSES*	JUMLAH BEBAN USAHA *TOTAL OPERTING EXPENSES*	PENDAPATAN LAIN-LAIN *OTHER INCOME*	ZAKAT *ZAKAT*	PAJAK *TAX*	LABA/RUGI SETELAH PAJAK *PROFIT/LOSS AFTER TAX*
(1)	(2)	(3)	(4)	(5)	(6)	(7)	(8)	(9)	(10)	(11)	(12)	(13)	(14)	(15)	(16)	(17)	(18)	(19)	(20)
	PERUSAHAAN ASURANSI UMUM SYARIAH																		
	FULL FLAG NON LIFE INSURANCE COMPANIES																		
1	PT ASURANSI TAKAFUL UMUM	(5.442)	178	46	(5.310)	-	-	1.147	24.649	20.486	(1.877)	128	15.730	17.880	-	31.862	8.735	(1.619)	(1.022)
2	PT ASURANSI CHUBB SYARIAH INDONESIA (d/h PT JAYA PROTEKSI TAKAFUL)	40.482	-	2.581	37.901	315	-	2.359	-	40.575	15.111	501	24.738	6.201	354	46.905	61	2.241	(8.509)
3	PT ASURANSI SONWELIS TAKAFUL	6.795	1.728	-	8.523	-	3.962	-	-	12.486	3.301	96	9.063	296	-	12.757	462	195	(4)
4	PT ASURANSI JASINDO SYARIAH	50.208	-	3.962	46.246	2.928	1.631	8.187	-	58.992	18.612	8.281	34.724	2.918	(1.697)	62.838	589	2.481	(5.738)
5	PT ASURANSI ASKRIDA SYARIAH	-	-	-	-	-	-	410	-	410	-	-	433	-	2	435	33	(49)	58
	JUMLAH/SUB TOTAL	**92.043**	**1.906**	**6.589**	**87.360**	**3.243**	**5.594**	**12.103**	**24.649**	**132.949**	**35.147**	**9.007**	**84.689**	**27.295**	**(1.342)**	**154.796**	**9.881**	**3.248**	**(15.215)**
	PERUSAHAAN ASURANSI UMUM YANG MEMILIKI UNIT SYARIAH																		
	NON LIFE INSURANCE COMPANIES WHICH OWN SHARIAH UNIT																		
1	PT ASURANSI ADIRA DINAMIKA	142.223	-	766	141.458	-	1.697	29.939	-	173.094	88.543	4.545	24.907	23.248	1.192	142.436	159	222	30.595
2	PT ASURANSI ALLIANZ UTAMA INDONESIA	265	-	-	265	-	-	2.398	(339)	2.325	47	-	20	-	434	501	7	-	1.831
3	PT ASURANSI ASTRA BUANA	162.270	-	-	162.270	17.630	19.860	26.983	-	226.743	99.156	-	47.811	(6.896)	4.065	144.137	9.262	17.575	74.293
4	PT ASURANSI BANGUN ASKRIDA	156.901	-	-	156.901	1.470	2.708	1.604	-	162.683	96.030	2.792	35.226	-	755	134.803	523	-	28.403
5	PT ASURANSI BINTANG TBK.	8.122	-	600	7.522	80	-	22.240	-	29.842	6.053	980	5.586	1.938	1	14.558	(4.502)	-	10.782
6	PT ASURANSI BRINGIN SEJAHTERA ARTAMAKMUR	6.614	-	-	6.614	-	-	1.110	-	7.724	3.341	62	3.300	780	18	7.502	286	(118)	626
7	PT ASURANSI BUMIPUTERA MUDA 1967	23.156	-	1.127	22.029	631	4.849	1.241	-	28.750	11.204	3.647	7.654	1.483	128	24.117	373	-	5.006
8	PT ASURANSI CENTRAL ASIA	19.622	-	-	19.622	-	2.275	1.578	-	23.475	9.631	2.312	8.651	(812)	-	19.781	686	-	4.380
9	PT ASURANSI PAROLAMAS	297	-	31	266	-	-	1.238	-	1.504	209	21	169	(314)	-	85	117	-	1.537
10	PT ASURANSI RAMAYANA Tbk.	27.106	-	-	27.106	-	-	19.515	(13.293)	33.328	1.581	21.646	2.027	-	50	25.304	3.141	279	10.886
11	PT ASURANSI SINAR MAS	62.141	-	-	62.141	9.521	4.159	12.824	-	88.646	20.960	907	8.690	16.462	169	47.187	466	-	41.924
12	PT ASURANSI TRI PAKARTA	19.816	-	-	19.816	-	5.733	3.441	-	28.990	10.851	657	4.353	(44)	-	15.817	69	-	13.242
13	PT ASURANSI UMUM MEGA	11.553	-	7.1 08	4.445	(170)	3.110	5.810	1.246	14.440	-	2.214	3.040	-	34	5.288	80	-	9.232
14	PT ASURANSI STACO MANDIRI	4.416	550	-	4.967	-	2.865	452	-	8.284	1.733	111	1.734	-	216	3.793	-	-	4.491
15	PT TUGU PRATAMA INDONESIA	6.624	-	-	6.624	-	-	1.783	-	8.408	1.264	91	76	2.051	(585)	2.897	740	-	6.251
16	PT ASURANSI JASA RAHARJA PUTERA	4.860	-	-	4.860	-	-	1.564	-	6.425	1.723	78	1.192	256	73	3.322	-	-	3.103
17	PT ASURANSI BINA DANA ARTA	(1)	-	-	(1)	-	-	1.933	-	1.932	(1)	-	171	(122)	1	49	9	-	1.891
18	PT PAN PASIFIC INSURANCE	3.918	-	437	3.480	326	300	2.444	-	6.551	976	730	931	870	72	3.579	180	-	3.152
19	PT ASURANSI WAHANA TATA	2.287	-	-	2.287	-	-	2.546	-	4.833	1.203	28	2.621	(47)	791	4.596	294	-	532
20	PT ASURANSI KRESNA MITRA (d/h PT ASURANSI MITRA MAPARYA)	1.292	-	-	1.292	-	-	1.441	-	2.733	752	51	1.252	204	1	2.261	34	-	506
21	PT MANDIRI AXA GENERAL INSURANCE	1.251	-	133	1.118	-	-	1.771	(440)	2.449	230	108	969	(96)	422	1.633	-	-	816
22	PT ASURANSI RELIANCE INDONESIA	6.658	-	1.432	5.226	-	353	1.615	-	7.194	3.567	933	1.201	1.095	150	6.947	-	-	248
23	PT ASURANSI ASEI INDONESIA	5.611	-	606	5.005	168	-	1.276	(2.435)	4.013	-	398	1.266	-	1.212	2.875	246	-	1.385
24	PT SOMPO INSURANCE INDONESIA	278	-	-	278	-	-	1.243	-	1.521	139	64	1.506	135	1	1.846	23	250	(551)
25	PT MNC ASURANSI INDONESIA	-	-	-	-	-	-	182	-	182	-	-	-	-	-	-	16	(36)	234
	JUMLAH/SUB TOTAL	**677.281**	**550**	**12.241**	**665.591**	**29.655**	**47.910**	**148.174**	**(15.261)**	**876.068**	**359.193**	**42.374**	**164.354**	**40.191**	**9.199**	**615.312**	**12.210**	**18.172**	**254.794**
	PERUSAHAAN REASURANSI YANG MEMILIKI UNIT SYARIAH																		
	REINSURANCE COMPANIES WHICH OWN SHARIAH UNIT																		
1	PT MASKAPAI REASURANSI INDONESIA	13.328	-	-	13.328	-	2.110	8.842	-	24.280	-	231	4.324	456	482	5.494	28	-	18.815
2	PT REASURANSI SYARIAH INDONESIA	65.308	6.431	-	71.739	-	-	15.815	(6.652)	80.902	-	2.158	27.623	-	-	29.780	32	7.237	43.916
3	PT REASURANSI NASIONAL INDONESIA	23.374	-	-	23.374	-	-	24.137	-	47.511	-	1.361	-	9.374	714	11.449	-	-	36.062
	JUMLAH/SUB TOTAL	**102.010**	**6.431**	**-**	**108.441**	**-**	**2.110**	**48.794**	**(6.652)**	**152.693**	**-**	**3.750**	**31.947**	**9.830**	**1.196**	**46.723**	**60**	**7.237**	**98.793**
	JUMLAH SELURUHNYA/GRAND TOTAL	**871.335**	**8.887**	**18.830**	**861.392**	**32.898**	**55.614**	**209.071**	**2.736**	**1.161.710**	**394.340**	**55.131**	**280.990**	**77.317**	**9.053**	**816.831**	**22.151**	**28.657**	**338.372**

Keterangan / *Notes* :

*) Pencabutan Izin Usaha / *Lisenses Have Been Removed*

USAHA ASURANSI UMUM DAN REASURANSI SYARIAH

SHARIA NON LIFE INSURANCE & REINSURANCE BUSINESS

TTABEL: 4.3A/*TABLE: 4.3A*

HASIL INVESTASI DANA PERUSAHAAN, PER 31 DESEMBER 2017

INVESTMENT INCOME OF SHAREHOLDER FUND, AS OF 31 DECEMBER 2017

Dalam Jutaan Rupiah

In Million Rupiah

NO.	NAMA PERUSAHAAN *NAME OF COMPANY*	DEPOSITO *TIME DEPOSIT*	SERTIFIKAT DEPOSITO *CERTIFICATE OF DEPOSIT*	SAHAM SYARIAH *SHARIA STOCKS*	SUKUK/ OBLIGASI SYARIAH *CORPORATE SUKUK*	SURAT BERHARGA SYARIAH NEGARA *GOVERMENT SUKUK*	SURAT BERHARGA SYARIAH DITERBITKAN BI *SHARIA PROMISSORY NOTES ISSUED BY BANK OF INDONESIA*	SURAT BERHARGA SYARIAH DITERBITKAN NEGARA SELAIN RI *FOREIGN GOVERNMENT SUKUK*	SURAT BERHARGA SYARIAH DITERBITKAN LEMBAGA MULTINASIONAL *SUKUK MULTINATIONAL INSTITUTIONS*	REKSA DANA SYARIAH *SHARIA MUTUAL FUND*	EFEK BERAGUN ASET SYARIAH *SHARIA ASSET BACKED SECURITIES*	PEMBIAYAAN MELALUI KERJASAMA DG. PIHAK LAIN SYARIAH *SHARIA REFINANCING*	EMAS MURNI *GOLD*	PENYERTAAN LANGSUNG *DIRECT PLACEMENT*	BANGUNAN DG. HAK STRATA/ TANAH DG. BANGUNAN *PROPERTY*	INVESTASI LAIN *OTHER INVESTMENT*	BEBAN INVESTASI *INVESTMENT EXPENSES*	JUMLAH *TOTAL*
(1)	(2)	(3)	(4)	(5)	(6)	(7)	(8)	(9)	(10)	(11)	(12)	(13)	(14)	(15)	(16)	(17)	(18)	(19)
	PERUSAHAAN ASURANSI UMUM SYARIAH																	
	FULL FLAG NON LIFE INSURANCE COMPANIES																	
1	PT ASURANSI TAKAFUL UMUM	667	-	-	365	76	-	-	-	-	-	-	-	39	-	-	-	1.147
2	PT ASURANSI CHUBB SYARIAH INDONESIA (d/h PT JAYA PROTEKSI TAKAFUL)*																	
3	PT ASURANSI SONWELIS TAKAFUL	1.420	-	-	-	249	-	-	-	-	-	-	-	-	-	-	-	1.669
4	PT ASURANSI JASINDO SYARIAH*																	
5	PT ASURANSI ASKRIDA SYARIAH*																	
	JUMLAH/SUB TOTAL	**2.087**	**-**	**-**	**365**	**326**	**-**	**-**	**-**	**-**	**-**	**-**	**-**	**39**	**-**	**-**	**-**	**2.816**
	PERUSAHAAN ASURANSI UMUM YANG MEMILIKI UNIT SYARIAH																	
	NON LIFE INSURANCE COMPANIES WHICH OWN SHARIAH UNIT																	
1	PT ASURANSI ADIRA DINAMIKA	17.523	-	-	377	12.040	-	-	-	-	-	-	-	-	-	-	-	29.939
2	PT ASURANSI ALLIANZ UTAMA INDONESIA	1.653	-	-	-	-	-	-	-	-	-	-	-	-	-	-	-	1.653
3	PT ASURANSI ASTRA BUANA	8.426	-	-	10.284	1.609	-	-	-	6.664	-	-	-	-	-	-	-	26.983
4	PT ASURANSI BANGUN ASKRIDA	1.303	-	-	232	-	-	-	-	70	-	-	-	-	-	-	-	1.604
5	PT ASURANSI BINTANG TBK.*																	
6	PT ASURANSI BRINGIN SEJAHTERA ARTAMAKMUR	1.110	-	-	-	-	-	-	-	-	-	-	-	-	-	-	-	1.110
7	PT ASURANSI BUMIPUTERA MUDA 1967	1.280	-	-	-	377	-	-	-	-	-	-	-	-	-	1.658		1.658
8	PT ASURANSI CENTRAL ASIA	1.586	-	-	-	(8)	-	-	-	-	-	-	-	-	-	-	-	1.578
9	PT ASURANSI PAROLAMAS	106	-	-	-	-	-	-	-	-	-	-	-	-	-	-	-	106
10	PT ASURANSI RAMAYANA Tbk. *																	
11	PT ASURANSI SINAR MAS	5.158			252					7.415								12.824
12	PT ASURANSI TRI PAKARTA	2.477	-	-	964	-	-	-	-	-	-	-	-	-	-	-	-	3.441
13	PT ASURANSI UMUM MEGA *																	
14	PT ASURANSI STACO MANDIRI*																	
15	PTTUGU PRATAMA INDONESIA	1.783	-	-	-	-	-	-	-	-	-	-	-	-	-	-	-	1.783
16	PT ASURANSI JASA RAHARJA PUTERA*																	
17	PT ASURANSI BINA DANA ARTA	1.709	-	-	223	-	-	-	-	-	-	-	-	-	-	-	-	1.933
18	PT PAN PASIFIC INSURANCE	1.996	-	-	-	448	-	-	-	-	-	-	-	-	-	-	-	2.444
19	PT ASURANSI WAHANA TATA	1.681	-	-	-	866	-	-	-	-	-	-	-	-	-	-	-	2.546
20	PT ASURANSI KRESNA MITRA (d/h PT ASURANSI MITRA MAPARYA)	681																681
21	PT MANDIRI AXA GENERAL INSURANCE	1.337	-	-	-	434	-	-	-	-	-	-	-	-	-	-	-	1.771
22	PT ASURANSI RELIANCE INDONESIA	1.391	-	-	173	-	-	-	-	50	-	-	-	-	-	-	-	1.615
23	PT ASURANSI ASEI INDONESIA	34	-	-	-	-	-	-	-	-	-	-	-	-	-	-	-	34
24	PT SOMPO INSURANCE INDONESIA	1.177	-	-	-	-	-	-	-	-	-	-	-	-	-	-	-	1.177
25	PT MNC ASURANSI INDONESIA*																	
	JUMLAH/SUB TOTAL	**52.412**	**-**	**-**	**12.504**	**15.766**	**-**	**-**	**-**	**14.199**	**-**	**-**	**-**	**-**	**-**	**1.658**	**-**	**94.881**
	PERUSAHAAN REASURANSI YANG MEMILIKI UNIT SYARIAH																	
	REINSURANCE COMPANIES WHICH OWN SHARIAH UNIT																	
1	PT MASKAPAI REASURANSI INDONESIA	4.758	-	41	1.075	2.505	-	-	-	463	-	-	-	-	-	-	-	8.842
2	PT REASURANSI SYARIAH INDONESIA (*FULL FLEDGE*)	5.530	-	-	3.623	6.195	-	-	-	468	-	-	-	-	-	-	-	15.815
3	PT REASURANSI NASIONAL INDONESIA	-	122.109	-	110.286	-	-	-	-	-	-	-	-	-	-	-	-	232.395
	JUMLAH/SUB TOTAL	**10.288**	**-**	**41**	**4.698**	**8.699**	**-**	**-**	**-**	**931**	**-**	**-**	**-**	**-**	**-**	**-**	**-**	**24.657**
	JUMLAH SELURUHNYA/GRAND TOTAL	**64.786**	**-**	**41**	**17.568**	**24.791**	**-**	**-**	**-**	**15.130**	**-**	**-**	**-**	**39**	**-**	**1.658**	**-**	**122.355**

Keterangan / *Notes* :

*) Perusahaan tidak menyampaikan data rincian hasil investasi tahun 2017 / *The company does not submit data on details of investment returns in 2017*

USAHA ASURANSI UMUM DAN REASURANSI SYARIAH
SHARIA NON LIFE INSURANCE & REINSURANCE BUSINESS

TABEL: 4.4A/*TABLE: 4.4A*
LAPORAN POSISI KEUANGAN DANA PERUSAHAAN, PER 31 DESEMBER 2017
BALANCE SHEET OF SHAREHOLDER FUND, AS OF 31 DECEMBER 2017

Dalam Jutaan Rupiah
In Million Rupiah

No.	URAIAN / *DESCRIPTIONS*	JUMLAH / TOTAL
(1)	(2)	(3)
	Aset / *assets*	
	Investasi / *Investments*	
1	Deposito / *Time Deposit*	1.566.363
2	Saham Syariah / *Sharia Stock*	10.086
3	Sukuk Atau Obligasi Syariah / *Corporate Sukuk*	402.713
4	Surat Berharga Syariah Negara / *Goverment Sukuk*	559.921
5	Surat Berharga Syariah Yang Diterbitkan Oleh Bank Indonesia / *Sharia Promissory Notes Issued By Bank Of Indonesia*	-
6	Surat Berharga Syariah Yang Diterbitkan Oleh Selain Negara Republik Indonesia / *Foreign Government Sukuk*	-
7	Surat Berharga Syariah Yang Diterbitkan Oleh Lembaga Multinasional / *Sukuk of Multinational Institutions*	-
8	Reksa Dana Syariah / *Sharia Mutual Funds*	380.444
9	Efek Beragun Aset Syariah / *Sharia Asset Backed Securities*	-
10	Pembiayaan Melalui Kerjasama Dengan Pihak Lain Syariah / *Sharia Refinancing*	-
11	Emas Murni / *Gold*	905
12	Penyertaan Langsung / *Direct Placement*	135
13	Bangunan Dengan Hak Strata Atau Tanah Dengan Bangunan Untuk Investasi / *Property*	50.847
14	Investasi Lain / *Other Investment*	95
15	**Jumlah Investasi/Total Investments**	**2.971.508**
	Bukan Investasi / *Non Investments*	
16	Kas Dan Bank / *Cash And Bank*	69.640
17	Tagihan Investasi / *Investment Receivables*	388.327
18	Bangunan Dengan Hak Strata Atau Tanah Dengan Bangunan Untuk Dipakai Sendiri / *Property*	41.896
19	Aset Reasuransi	10.204
20	Biaya Akuisisi yang Ditangguhkan	101.681
21	Aset Lain / *Other Assets*	635.458
22	**Jumlah Bukan Investasi / *Total Non Investments***	**1.247.206**
23	**Jumlah Aset / *Total Aset***	**4.218.714**
	Kewajiban / *Liabilities*	
24	Biaya Yang Masih Harus Dibayar/*Accrued Expenses*	31.890
25	Utang Lain/*Other Payable*	1.001.619
26	Penyisihan Teknis	266.739
27	**Jumlah Kewajiban / *Total Liabilities***	**1.300.248**
28	**Qardh**	-
	Modal Sendiri / *Equity*	
29	Modal Disetor / *Paid Up Capital*	1.485.557
30	Agio Saham / *Shares Premium*	66
31	Saldo Laba / *Profit*	1.266.147
32	Komponen Ekuitas Lainnya	166.696
33	**Jumlah Modal Sendiri / *Total of Equities***	**2.918.466**
34	**Jumlah Kewajiban, Qardh, dan Modal Sendiri/*Total of Liabilities, Qardh, and Equities***	**4.218.714**

USAHA ASURANSI UMUM DAN REASURANSI SYARIAH
SHARIA NON LIFE INSURANCE & REINSURANCE BUSINESS

TABEL: 4.5A*/TABLE: 4.5A*
LABA (RUGI) DANA PERUSAHAAN, PER 31 DESEMBER 2017
PROFIT/LOSS OF SHAREHOLDER FUND, AS OF 31 DECEMBER 2017

Dalam Jutaan Rupiah
In Million Rupiah

No.	URAIAN / *DESCRIPTIONS*	JUMLAH / TOTAL
(1)	(2)	(3)
1	**Pendapatan/Income**	
2	Ujrah diterima/*Ujrah Received*	861.392
3	Bagi hasil pengelolaan investasi/*the management fees of investment yiled*	32.898
4	Alokasi surplus underwriting dana tabarru'/*Underwriting surplus tabarru' funds allocation*	55.614
5	Hasil pengelolaan investasi perusahaan/*shareholder fund investment yields*	209.071
6	Penurunan (kenaikan) Penyisihan Kontribusi	2.736
7	Jumlah pendapatan/*Total Income* (2+3+4+5+6)	1.161.710
8	Beban/*Expenses*	
9	Biaya akuisisi/*Acquisition Fees*	394.340
10	Beban pemasaran/*Marketing expenses*	55.131
11	Beban umum & administrasi/*General and administrative expense*	280.990
12	Kenaikan (penurunan) Penyisihan Ujroh	77.317
13	Beban usaha lain/*Other operating expenses*	9.053
14	Jumlah beban/*Total Expenses* (9+10+11+12+13+14)	816.831
15	Pendapatan lain-lain/*Other Income*	22.151
16	Laba (rugi) sebelum pajak/*Income (loss) before tax* (7-15+16)	367.030
17	Pajak penghasilan/*Income Tax*	28.657
18	**Laba setelah pajak/*Profit after tax* (17-18)**	**338.372**

USAHA ASURANSI UMUM DAN REASURANSI SYARIAH

SHARIA NON LIFE INSURANCE & REINSURANCE BUSINESS

TABEL: 4.1B / *TABLE: 4.1B*

REKAPITULASI LAPORAN POSISI KEUANGAN DANA TABARRU, PER 31 DESEMBER 2017

RECAPITULATION OF BALANCE SHEET OF TABARRU FUND, AS OF 31 DECEMBER 2017

Dalam Jutaan Rupiah

In Million Rupiah

NO.	NAMA PERUSAHAAN *NAME OF COMPANY*	INVESTASI *INVESTMENT*	JUMLAH BUKAN INVESTASI NON INVESTMENT	JUMLAH ASET *TOTAL ASSETS*	JUMLAH UTANG *TOTAL PAYABLE*	PENYISIHAN KONTRIBUSI *RESERVE OF CONTRIBUTION*	PENYISIHAN ATAS KYBMP *RESERVE FOR UNEARNED PREMIUM*	PENYISIHAN KLAIM *CLAIM RESERVE*	JUMLAH KEWAJIBAN *TOTAL LIABILITIES*	PINJAMAN QARDH *QARDH LOAN*	JUMLAH EKUITAS PESERTA *TOTAL POLICYHOLDERS EQUITY*
(1)	(2)	(3)	(4)	(5)	(6)	(7)	(8)	(9)	(10)	(11)	(12)
	PERUSAHAAN ASURANSI UMUM SYARIAH *SHARIAH NON LIFE INSURANCE COMPANIES*										
1	PT ASURANSI TAKAFUL UMUM	52.965	7.753	60.718	14.568	-	4.803	-	34.766	-	25.952
2	PT ASURANSI CHUBB SYARIAH INDONESIA (d/h PT JAYA PROTEKSI TAKAFUL)	47.872	84.308	132.180	-	51.255	44.651	-	129.193	-	2.987
3	PT ASURANSI SONWELIS TAKAFUL	400	6.001	6.401	-	-	1.339	1.462	3.388	-	3.013
4	PT ASURANSI JASINDO SYARIAH	76.216	104.682	180.898	47.604	10.092	23.688	-	148.784	-	32.114
5	PT ASURANSI ASKRIDA SYARIAH	-	9.591	9.591	-	-	-	-	9.591	-	0
	JUMLAH/SUB TOTAL	**177.453**	**212.335**	**389.788**	**62.172**	**61.346**	**74.481**	**1.462**	**325.721**	**-**	**64.067**
	PERUSAHAAN ASURANSI UMUM YANG MEMILIKI UNIT SYARIAH *NON LIFE INSURANCE COMPANIES WHICH OWN SHARIAH UNIT*										
1	PT ASURANSI ADIRA DINAMIKA	256.840	57.011	313.852	-	87.505	34.431	-	174.452	-	139.400
2	PT ASURANSI ALLIANZ UTAMA INDONESIA	8.357	3.599	11.956	-	478	2.132	-	4.593	-	7.362
3	PT ASURANSI ASTRA BUANA	311.115	194.198	505.314	-	116.425	69.389	-	462.086	-	43.228
4	PT ASURANSI BANGUN ASKRIDA	147.159	129.607	276.766	44.119	46.530	6.681	-	230.106	-	46.660
5	PT ASURANSI BINTANG TBK.	27.133	16.261	43.393	4.790	8.745	3.219	-	37.704	-	5.689
6	PT ASURANSI BRINGIN SEJAHTERA ARTAMAKMUR	16.587	14.448	31.035	-	6.397	2.232	-	22.541	-	8.494
7	PT ASURANSI BUMIPUTERA MUDA 1967	39.521	22.647	62.168	-	24.533	5.497	-	49.071	-	13.097
8	PT ASURANSI CENTRAL ASIA	43.596	95.757	139.353	-	5.143	2.236	-	116.409	-	22.944
9	PT ASURANSI PAROLAMAS	1.000	4.037	5.037	878	389	1.389	-	7.793	-	(2.755)
10	PT ASURANSI RAMAYANA Tbk.	59.584	15.103	74.687	745	17.347	12.513	-	54.301	-	20.385
11	PT ASURANSI SINAR MAS	182.130	36.150	218.280	8.102	21.950	25.751	-	209.688	-	8.592
12	PT ASURANSI TRI PAKARTA	58.250	58.230	116.480	24.078	18.739	30.641	294	108.015	-	8.465
13	PT ASURANSI UMUM MEGA	37.682	3.467	41.149	-	8.019	2.168	41	20.867	-	20.283
14	PT ASURANSI STACO MANDIRI	18.668	9.693	28.361	-	1.329	1.162	-	18.811	-	9.550
15	PT TUGU PRATAMA INDONESIA	24.584	45.396	69.981	5.834	2.688	6.338	61	63.037	-	6.944
16	PT ASURANSI JASA RAHARJA PUTERA	-	7.596	7.596	-	3.429	0	-	5.770	-	1.826
17	PT ASURANSI BINA DANA ARTA	-	1.645	1.645	174	-	582	-	1.871	-	(226)
18	PT PAN PASIFIC INSURANCE	12.226	5.641	17.867	4.465	3.460	1.775	27	11.589	-	6.278
19	PT ASURANSI WAHANA TATA	13.873	4.476	18.348	6.321	1.181	3.747	-	12.067	-	6.281
20	PT ASURANSI KRESNA MITRA (d/h PT ASURANSI MITRA MAPARYA)	800	1.677	2.477	83	872	38	-	1.915	-	563
21	PT MANDIRI AXA GENERAL INSURANCE	1.610	2.665	4.275	-	740	1.736	-	4.271	-	4
22	PT ASURANSI RELIANCE INDONESIA	3.500	9.131	12.631	7.190	316	27	-	11.897	-	734
23	PT ASURANSI ASEI INDONESIA	10.200	9.259	19.459	-	9.248	3.944	-	16.719	-	2.740
24	PT SOMPO INSURANCE INDONESIA	120	518	638	100	3	3	-	346	120	172
25	PT MNC ASURANSI INDONESIA	-	-	-	-	-	-	-	-	-	-
	JUMLAH/SUB TOTAL	1.274.536	748.212	2.022.748	106.880	385.466	217.630	423	1.645.919	120	376.709
	PERUSAHAAN REASURANSI YANG MEMILIKI UNIT SYARIAH *REINSURANCE COMPANIES WHICH OWN SHARIAH UNIT*										
1	PT MASKAPAI REASURANSI INDONESIA	67.406	21.031	88.437	13.764	2.487	6.159	-	48.319	-	40.119
2	PT REASURANSI SYARIAH INDONESIA	369.532	181.289	550.821	218.526	21.617	30.406	2.354	360.986	-	189.835
3	PT REASURANSI NASIONAL INDONESIA	178.065	152.911	330.976	10.740	107.833	64.197	-	214.080	72.000	44.896
	JUMLAH/SUB TOTAL	615.003	355.232	970.235	243.030	131.937	100.762	2.354	623.385	72.000	274.850
	JUMLAH SELURUHNYA/GRAND TOTAL	**2.066.992**	**1.315.779**	**3.382.771**	**412.082**	**578.749**	**392.873**	**4.239**	**2.595.024**	**72.120**	**715.626**

Keterangan / *Notes* :

*) Pencabutan Izin Usaha / *Lisenses Have Been Removed*

USAHA ASURANSI UMUM DAN REASURANSI SYARIAH

SHARIA NON LIFE INSURANCE & REINSURANCE BUSINESS

TABEL: 4.1B.1 */ TABLE: 4.1B.1*

REKAPITULASI INVESTASI DANA TABARRU, PER 31 DESEMBER 2017

RECAPITULATION OF INVESTMENT OF TABARRU FUND, AS OF 31 DECEMBER 2017

Dalam Jutaan Rupiah

In Million Rupiah

NO.	NAMA PERUSAHAAN *NAME OF COMPANY*	DEPOSITO *TIME DEPOSIT*	SAHAM SYARIAH *SHARIA STOCK*	SUKUK/ OBLIGASI SYARIAH *CORPORATE SUKUK*	SURAT BERHARGA SYARIAH NEGARA *GOVERNMENT SUKUK*	SB. SYARIAH BANK INDONESIA *SHARIA PROMISSORY NOTES ISSUED BY BANK OF INDONESIA*	SB. SYARIAH NEGARA SELAIN RI *FOREIGN GOVT. SUKUK*	SB. SYARIAH LEMBAGA MULTINASIONAL *SUKUK OF MULTINATIONAL INSITUTIONS*	REKSADANA SYARIAH *SHARIA MUTUAL FUND*	EBA SYARIAH *SHARIA ASSET BACKED SECURITIES*	PEMBIAYAAN MELALUI KERJASAMA DG. PIHAK LAIN SYARIAH *SHARIA REFINANCING*	EMAS MURNI *GOLD*	INVESTASI LAIN *OTHER INVESTMENTS*	JUMLAH *TOTAL*
(1)	(2)	(3)	(4)	(5)	(6)	(7)	(8)	(9)	(10)	(11)	(12)	(13)	(14)	(15)
	PERUSAHAAN ASURANSI UMUM SYARIAH													
	SHARIAH NON LIFE INSURANCE COMPANIES													
1	PT ASURANSI TAKAFUL UMUM	37.950	-	1.000	11.014	-	-	-	3.001	-	-	-	-	52.965
2	PT ASURANSI CHUBB SYARIAH INDONESIA (d/h PT JAYA PROTEKSI TAKAFUL)	41.514	-	-	2.488	-	-	-	3.871	-	-	-	-	47.872
3	PT ASURANSI SONWELIS TAKAFUL	400	-	-	-	-	-	-	-	-	-	-	-	400
4	PT ASURANSI JASINDO SYARIAH	55.500	-	-	3.625	-	-	-	17.091	-	-	-	-	76.216
5	PT ASURANSI ASKRIDA SYARIAH	-	-	-	-	-	-	-	-	-	-	-	-	-
	JUMLAH/SUB TOTAL	**135.364**	**-**	**1.000**	**17.126**	**-**	**-**	**-**	**23.963**	**-**	**-**	**-**	**-**	**177.453**
	PERUSAHAAN ASURANSI UMUM YANG MEMILIKI UNIT SYARIAH													
	NON LIFE INSURANCE COMPANIES WHICH OWN SHARIAH UNIT													
1	PT ASURANSI ADIRA DINAMIKA	124.450	-	20.066	112.325	-	-	-	-	-	-	-	-	256.840
2	PT ASURANSI ALLIANZ UTAMA INDONESIA	8.357	-	-	-	-	-	-	-	-	-	-	-	8.357
3	PT ASURANSI ASTRA BUANA	58.300	-	126.839	-	-	-	-	125.977	-	-	-	0	311.115
4	PT ASURANSI BANGUN ASKRIDA	129.997	-	-	16.830	-	-	-	332	-	-	-	-	147.159
5	PT ASURANSI BINTANG TBK.	9.560	-	-	16.550	-	-	-	1.022	-	-	-	-	27.133
6	PT ASURANSI BRINGIN SEJAHTERA ARTAMAKMUR	8.150	-	-	8.437	-	-	-	-	-	-	-	-	16.587
7	PT ASURANSI BUMIPUTERA MUDA 1967	26.536	-	-	5.751	-	-	-	7.233	-	-	-	0	39.521
8	PT ASURANSI CENTRAL ASIA	35.508	-	7.119	682	-	-	-	287	-	-	-	-	43.596
9	PT ASURANSI PAROLAMAS	1.000	-	-	-	-	-	-	-	-	-	-	-	1.000
10	PT ASURANSI RAMAYANA Tbk.	59.584	-	-	-	-	-	-	-	-	-	-	-	59.584
11	PT ASURANSI SINAR MAS	99.096	-	10.282	-	-	-	-	72.752	-	-	-	-	182.130
12	PT ASURANSI TRI PAKARTA	47.250	-	11.000	-	-	-	-	-	-	-	-	-	58.250
13	PT ASURANSI UMUM MEGA	34.550	-	3.132	-	-	-	-	-	-	-	-	-	37.682
14	PT ASURANSI STACO MANDIRI	9.350	-	-	-	-	-	-	9.318	-	-	-	-	18.668
15	PT TUGU PRATAMA INDONESIA	18.500	-	-	-	-	-	-	6.084	-	-	-	-	24.584
16	PT ASURANSI JASA RAHARJA PUTERA	-	-	-	-	-	-	-	-	-	-	-	-	-
17	PT ASURANSI BINA DANA ARTA	-	-	-	-	-	-	-	-	-	-	-	-	-
18	PT PAN PASIFIC INSURANCE	10.200	-	-	2.026	-	-	-	-	-	-	-	-	12.226
19	PT ASURANSI WAHANA TATA	10.225	-	-	3.648	-	-	-	-	-	-	-	-	13.873
20	PT ASURANSI KRESNA MITRA (d/h PT ASURANSI MITRA MAPARYA)	800	-	-	-	-	-	-	-	-	-	-	-	800
21	PT MANDIRI AXA GENERAL INSURANCE	1.610	-	-	-	-	-	-	-	-	-	-	-	1.610
22	PT ASURANSI RELIANCE INDONESIA	2.500	-	-	-	-	-	-	1.000	-	-	-	-	3.500
23	PT ASURANSI ASEI INDONESIA	10.200	-	-	-	-	-	-	-	-	-	-	-	10.200
24	PT SOMPO INSURANCE INDONESIA	120	-	-	-	-	-	-	-	-	-	-	-	120
25	PT MNC ASURANSI INDONESIA	-	-	-	-	-	-	-	-	-	-	-	-	-
	JUMLAH/SUB TOTAL	**705.843**	**-**	**178.437**	**166.250**	**-**	**-**	**-**	**224.006**	**-**	**-**	**-**	**0**	**1.274.536**
	PERUSAHAAN REASURANSI YANG MEMILIKI UNIT SYARIAH													
	REINSURANCE COMPANIES WHICH OWN SHARIAH UNIT													
1	PT MASKAPAI REASURANSI INDONESIA	48.673	605	7.228	10.900	-	-	-	-	-	-	-	-	67.406
2	PT REASURANSI SYARIAH INDONESIA	128.866	-	89.737	122.880	-	-	-	28.048	-	-	-	-	369.532
3	PT REASURANSI NASIONAL INDONESIA	163.680	-	3.400	7.376	-	-	-	3.609	-	-	-	-	178.065
	JUMLAH/SUB TOTAL	**341.220**	**605**	**100.365**	**141.156**	**-**	**-**	**-**	**31.657**	**-**	**-**	**-**	**-**	**615.003**
	JUMLAH SELURUHNYA/GRAND TOTAL	**1.182.427**	**605**	**279.802**	**324.532**	**-**	**-**	**-**	**279.626**	**-**	**-**	**-**	**0**	**2.066.992**

Keterangan / *Notes* :

*) Pencabutan Izin Usaha / *Lisenses Have Been Removed*

USAHA ASURANSI UMUM DAN REASURANSI SYARIAH
SHARIA NON LIFE INSURANCE & REINSURANCE BUSINESS

TABEL: 4.1B.2 / *TABLE: 4.1B.2*
REKAPITULASI ASET NON INVESTASI DANA TABARRU, PER 31 DESEMBER 2017
RECAPITULATION OF NON- INVESTMENT ASSETS OF TABARRU FUND, AS OF 31 DECEMBER 2017

Dalam Jutaan Rupiah
In Million Rupiah

NO.	NAMA PERUSAHAAN *NAME OF COMPANY*	KAS DAN BANK *CASH & BANK*	TAGIHAN KONTRIBUSI *CONTRIBUTION RECEIVABLE*	TAGIHAN REASURANSI *REINSURANCE RECEIVABLE*	TAGIHAN INVESTASI *INVESTMENT RECEIVABLE*	TAGIHAN HASIL INVESTASI *INVEST. YIELD RECEIVABLE*	AKTIVA LAIN *OTHER ASSETS*	JUMLAH BUKAN INVESTASI *TOTAL*
(1)	(2)	(3)	(4)	(5)	(6)	(7)	(8)	(9)
	PERUSAHAAN ASURANSI UMUM SYARIAH							
	SHARIAH NON LIFE INSURANCE COMPANIES							
1	PT ASURANSI TAKAFUL UMUM	858	1.921	-	-	441	453	7.753
2	PT ASURANSI CHUBB SYARIAH INDONESIA (d/h PT JAYA PROTEKSI TAKAFUL)	5.408	18.561	-	-	12.469	31	84.308
3	PT ASURANSI SONWELIS TAKAFUL	2.635	-	-	-	3.366	-	6.001
4	PT ASURANSI JASINDO SYARIAH	8.862	12.285	-	-	30.326	53.208	104.682
5	PT ASURANSI ASKRIDA SYARIAH	9.591	-	-	-	-	-	9.591
	JUMLAH/SUB TOTAL	**27.354**	**32.767**	**-**	**-**	**46.602**	**53.692**	**212.335**
	PERUSAHAAN ASURANSI UMUM YANG MEMILIKI UNIT SYARIAH							
	NON LIFE INSURANCE COMPANIES WHICH OWN SHARIAH UNIT							
1	PT ASURANSI ADIRA DINAMIKA	20.448	6.110	202	-	21.793	-	57.011
2	PT ASURANSI ALLIANZ UTAMA INDONESIA	815	-	-	-	2.226	558	3.599
3	PT ASURANSI ASTRA BUANA	1.972	-	-	-	167.440	-	194.198
4	PT ASURANSI BANGUN ASKRIDA	38.080	29.224	123	-	40.636	8.248	129.607
5	PT ASURANSI BINTANG TBK.	580	-	-	-	11.939	-	16.261
6	PT ASURANSI BRINGIN SEJAHTERA ARTAMAKMUR	4.409	3.172	-	-	-	-	14.448
7	PT ASURANSI BUMIPUTERA MUDA 1967	2.817	2.788	273	-	3.993	10	22.647
8	PT ASURANSI CENTRAL ASIA	62.317	18.153	42	-	11.518	3.726	95.757
9	PT ASURANSI PAROLAMAS	1.479	554	2	-	179	87	4.037
10	PT ASURANSI RAMAYANA Tbk.	3.946	2.344	-	-	721	-	15.103
11	PT ASURANSI SINAR MAS	3.056	-	-	-	15.663	360	36.150
12	PT ASURANSI TRI PAKARTA	2.186	1.012	-	-	16.576	5.397	58.230
13	PT ASURANSI UMUM MEGA	280	256	-	113	373	1.207	3.467
14	PT ASURANSI STACO MANDIRI	1.080	2.889	-	-	4.991	-	9.693
15	PT TUGU PRATAMA INDONESIA	15.617	6.658	-	-	9.609	-	45.396
16	PT ASURANSI JASA RAHARJA PUTERA	5.784	83	-	-	1.647	83	7.596
17	PT ASURANSI BINA DANA ARTA	1.016	16	-	-	-	90	1.645
18	PT PAN PASIFIC INSURANCE	880	-	21	-	1.855	(29)	5.641
19	PT ASURANSI WAHANA TATA	292	78	66	-	668	-	4.476
20	PT ASURANSI KRESNA MITRA (d/h PT ASURANSI MITRA MAPARYA)	329	24	-	-	245	383	1.677
21	PT MANDIRI AXA GENERAL INSURANCE	435	-	4	-	452	-	2.665
22	PT ASURANSI RELIANCE INDONESIA	1.513	480	-	-	3.080	-	9.131
23	PT ASURANSI ASEI INDONESIA	1.482	-	-	-	1.231	11	9.259
24	PT SOMPO INSURANCE INDONESIA	136	-	-	-	382	-	518
25	PT MNC ASURANSI INDONESIA	-	-	-	-	-	-	-
	JUMLAH/SUB TOTAL	**170.949**	**73.841**	**732**	**113**	**317.220**	**20.132**	**748.212**
	PERUSAHAAN REASURANSI YANG MEMILIKI UNIT SYARIAH							
	REINSURANCE COMPANIES WHICH OWN SHARIAH UNIT							
1	PT MASKAPAI REASURANSI INDONESIA	1.036	18.596	299	-	-	1.101	21.031
2	PT REASURANSI SYARIAH INDONESIA	1.288	-	3.215	-	152.815	1	181.289
3	PT REASURANSI NASIONAL INDONESIA	258	8.323	69	-	114.828	-	152.911
	JUMLAH/SUB TOTAL	**2.581**	**26.919**	**3.583**	**-**	**267.643**	**1.101**	**355.232**
	JUMLAH SELURUHNYA/GRAND TOTAL	**200.884**	**133.528**	**4.314**	**113**	**631.464**	**74.926**	**1.315.779**

Keterangan / *Notes* :
*) Pencabutan Izin Usaha / *Lisenses Have Been Removed*

USAHA ASURANSI UMUM DAN REASURANSI SYARIAH

SHARIA NON LIFE INSURANCE & REINSURANCE BUSINESS

TABEL: 4.2B / *TABLE: 4.2B*

HASIL INVESTASI DANA TABARRU, PER 31 DESEMBER 2017

INVESTMENT INCOME OF TABARRU FUND, AS OF 31 DECEMBER 2017

Dalam Jutaan Rupiah

In Million Rupiah

NO.	NAMA PERUSAHAAN *NAME OF COMPANY*	DEPOSITO *TIME DEPOSIT*	SERTIFIKAT DEPOSITO	SAHAM SYARIAH *SHARIA STOCK*	SUKUK/ OBLIGASI SYARIAH *CORPORATE SUKUK*	SURAT BERHARGA SYARIAH NEGARA *GOVERNMENT SUKUK*	SB. SYARIAH BANK INDONESIA *SHARIA PROMISSORY NOTES ISSUED BY BANK OF INDONESIA*	SB. SYARIAH NEGARA SELAIN RI *FOREIGN GOVT. SUKUK*	SB. SYARIAH LEMBAGA MULTINASIONAL *SUKUK OF MULTINATIONAL INSITUTIONS*	REKSADANA SYARIAH *SHARIA MUTUAL FUND*	EBA SYARIAH *SHARIA ASSET BACKED SECURITIES*	PEMBIAYAAN MELALUI KERJASAMA DG. PIHAK LAIN SYARIAH *SHARIA REFINANCING*	EMAS MURNI *GOLD*	INVESTASI LAIN *OTHER INVESTMENTS*	BEBAN INVESTASI *INVESTMENT EXPENSES*	JUMLAH HASIL INVESTASI *TOTAL*
(1)	(2)	(3)	(4)	(5)	(6)	(7)	(8)	(9)	(10)	(11)	(12)	(13)	(14)	(15)	(16)	(17)
	PERUSAHAAN ASURANSI UMUM SYARIAH															
	SHARIAH NON LIFE INSURANCE COMPANIES															
1	PT ASURANSI TAKAFUL UMUM	2.167	-	-	335	760	-	-	-	-	-	-	-	-	-	3.262
2	PT ASURANSI CHUBB SYARIAH INDONESIA (d/h PT JAYA PROTEKSI TAKAFUL)*															
3	PT ASURANSI SONWELIS TAKAFUL	4	-	-	-	-	-	-	-	-	-	-	-	-	-	4
4	PT ASURANSI JASINDO SYARIAH*															
5	PT ASURANSI ASKRIDA SYARIAH*															
	JUMLAH/SUB TOTAL	**2.172**	**-**	**-**	**335**	**760**	**-**	**-**	**-**	**-**	**-**	**-**	**-**	**-**	**-**	**3.267**
	PERUSAHAAN ASURANSI UMUM YANG MEMILIKI UNIT SYARIAH															
	NON LIFE INSURANCE COMPANIES WHICH OWN SHARIAH UNIT															
1	PT ASURANSI ADIRA DINAMIKA	9.676	-	63	5.442	-	-	-	-	-	-	-	-	-	-	15.182
2	PT ASURANSI ALLIANZ UTAMA INDONESIA	549	-	-	-	-	-	-	-	-	-	-	-	-	-	549
3	PT ASURANSI ASTRA BUANA	12.881	-	-	10.919	911	-	-	-	1.500	-	-	-	-	-	26.211
4	PT ASURANSI BANGUN ASKRIDA	4.523	-	-	1.128	-	-	-	-	48	-	-	-	-	-	5.699
5	PT ASURANSI BINTANG TBK.*															
6	PT ASURANSI BRINGIN SEJAHTERA ARTAMAKMUR	467	-	-	-	-	-	-	-	-	-	-	-	-	-	467
7	PT ASURANSI BUMIPUTERA MUDA 1967	999	-	39	73	27	-	-	-	104	-	-	-	-	-	-
8	PT ASURANSI CENTRAL ASIA	2.757	-	-	-	(4)	-	-	-	(0)	-	-	-	-	-	1.578
9	PT ASURANSI PAROLAMAS	6	-	-	-	-	-	-	-	-	-	-	-	-	-	6
10	PT ASURANSI RAMAYANA Tbk.*															
11	PT ASURANSI SINAR MAS	5.359			436					7.807						13.602
12	PT ASURANSI TRI PAKARTA	1.810	-	-	655	-	-	-	-	-	-	-	-	-	-	2.466
13	PT ASURANSI UMUM MEGA *															
14	PT ASURANSI STACO MANDIRI*															
15	PT TUGU PRATAMA INDONESIA	1.040														1.040
16	PT ASURANSI JASA RAHARJA PUTERA*															
17	PT ASURANSI BINA DANA ARTA															
18	PT PAN PASIFIC INSURANCE	414	-	-	-	75	-	-	-	-	-	-	-	-	-	489
19	PT ASURANSI WAHANA TATA	699	-	-	-	343	-	-	-	-	-	-	-	-	-	1.043
20	PT ASURANSI KRESNA MITRA (d/h PT ASURANSI MITRA MAPARYA)															
21	PT MANDIRI AXA GENERAL INSURANCE	44	-	-	-	-	-	-	-	-	-	-	-	-	-	44
22	PT ASURANSI RELIANCE INDONESIA	-	-	-	-	-	-	-	-	-	-	-	-	-	-	-
23	PT ASURANSI ASEI INDONESIA	22	-	-	-	-	-	-	-	-	-	-	-	-	-	22
24	PT SOMPO INSURANCE INDONESIA	-	-	-	-	-	-	-	-	-	-	-	-	-	-	-
25	PT MNC ASURANSI INDONESIA*															
	JUMLAH/SUB TOTAL	**41.245**	**-**	**102**	**18.653**	**1.352**	**-**	**-**	**-**	**9.459**	**-**	**-**	**-**	**-**	**-**	**68.396**
	PERUSAHAAN REASURANSI YANG MEMILIKI UNIT SYARIAH															
	REINSURANCE COMPANIES WHICH OWN SHARIAH UNIT															
1	PT MASKAPAI REASURANSI INDONESIA	2.514	-	13	704	1.648	-	-	-	-	-	-	-	-	-	4.879
2	PT REASURANSI SYARIAH INDONESIA	9.861	-	-	4.438	7.860	-	-	-	87	-	-	-	-	-	22.246
3	PT REASURANSI NASIONAL INDONESIA	-	13.043	-	71.763	-	-	-	-	-	-	-	-	-	-	84.806
	JUMLAH/SUB TOTAL	**12.375**	**13.043**	**13**	**76.905**	**9.508**	**-**	**-**	**-**	**87**	**-**	**-**	**-**	**-**	**-**	**111.931**
	JUMLAH SELURUHNYA/GRAND TOTAL	**55.792**	**13.043**	**115**	**95.893**	**11.620**	**-**	**-**	**-**	**9.546**	**-**	**-**	**-**	**-**	**-**	**183.593**

Keterangan / *Notes* :

*) Perusahaan tidak menyampaikan data rincian hasil investasi tahun 2017 / *The company does not submit data on details of investment returns in 2017*

USAHA ASURANSI UMUM DAN REASURANSI SYARIAH
SHARIA NON LIFE INSURANCE & REINSURANCE BUSINESS

TABEL: 4.3B */ TABLE: 4.3B*
LAPORAN POSISI KEUANGAN DANA TABARRU, PER 31 DESEMBER 2017
BALANCE SHEET OF TABARRU FUND, AS OF 31 DECEMBER 2017

Dalam Jutaan Rupiah
In Million Rupiah

NO.	URAIAN / *DESCRIPTIONS*	JUMLAH/TOTAL
(1)	(2)	(3)
	Aset/*assets*	
	Investasi/*Investments*	
1	Deposito/*Time Deposit*	1.182.427
2	Saham Syariah/ *Sharia Stock*	605
3	Sukuk Atau Obligasi Syariah/ *Corporate Sukuk*	279.802
4	Surat Berharga Syariah Negara / *Goverment Sukuk*	324.532
5	Surat Berharga Syariah Yang Diterbitkan Oleh Bank Indonesia/ *Sharia Promissory Notes Issued By Bank of Indonesia*	-
6	Surat berharga syariah yang diterbitkan oleh negara selain negara Republik Indonesia/*Foreign Government Sukuk*	-
7	Surat Berharga Syariah Yang Diterbitkan Oleh Lembaga Multinasional/*Sukuk of Multinational Institutions*	-
8	Reksa Dana Syariah/*Sharia Mutual Funds*	279.626
9	Efek Beragun Aset Syariah/*Sharia Asset Backed Securities*	-
10	Pembiayaan Melalui Kerjasama Dengan Pihak Lain Syariah/*Sharia Refinancing*	-
11	Emas Murni/ *Gold*	-
12	Investasi Lain/*Other Investments*	0
13	**Jumlah Investasi/*Total Investments***	**2.066.992**
	Bukan Investasi/*Non Investments*	
14	Kas Dan Bank/*Cash And Bank*	200.884
15	Tagihan/*Receivables*	769.336
16	Aset Reasuransi	270.633
17	Aset Lain/*Other Assets*	74.926
18	**Jumlah Bukan Investasi/*Total Non Investments***	**1.315.779**
19	**Jumlah Aset/*Total Assets***	**3.382.771**
	Kewajiban/*Liabilities*	
	Utang/*Payable*	
20	Utang klaim/*Claim Payable*	77.410
21	Biaya yang Masih Harus Dibayar/*Accounts Payable*	23.907
22	Utang Lain/*Other Payable*	1.105.766
23	**Jumlah utang/*Total Payable***	**1.207.082**
	Penyisihan teknis/*Technical Reserves*	
24	Penyisihan kontribusi/*Reserve of Contribution*	412.082
25	Penyisihan kontribusi yang belum menjadi pendapatan/*Reserve for unearned premium*	578.749
26	Penyisihan klaim/*Claim Reserve*	392.873
27	Penyisihan atas risiko bencana/*Catashrophic Reserve*	4.239
28	**Jumlah penyisihan teknis/*Total Technical Reserves***	**1.387.942**
29	**Jumlah kewajiban/*Total Liabilities***	**2.595.024**
30	Qardh/*Qardh*	72.120
	Ekuitas peserta/*Policyholders Equity*	
31	Akumulasi dana tabarru'/*Accumulation of tabarru fund*	698.986
32	Kenaikan (Penurunan) Surat Berharga/*Increase(Decrease)Marketable Securities*	-
33	Selisih penilaian aktiva tetap/*Revaluation of fixed assets*	-
34	Komponen Ekuitas Lainnya/ *Other Equity Component*	16.640
35	Jumlah ekuitas peserta/*Total Policyholders Equity*	715.626
36	**Jumlah kewajiban, qardh dan ekuitas peserta/*Total Liabilities, Qardh, and Policyholders Equity***	**3.382.771**

USAHA ASURANSI UMUM DAN REASURANSI SYARIAH

SHARIA NON LIFE INSURANCE & REINSURANCE BUSINESS

TABEL: 4.4B */ TABLE: 4.4B*

SURPLUS UNDERWRITING DANA TABARRU, PER 31 DESEMBER 2017

SURPLUS UNDERWRITING OF TABARRU FUND, AS OF 31 DECEMBER 2017

Dalam Jutaan Rupiah
In Million Rupiah

NO.	URAIAN / *DESCRIPTIONS*	JUMLAH/ TOTAL
(1)	(2)	(3)
	Pendapatan underwriting/*Underwriting Income*	
1	Kontribusi Tabarru'/Kontribusi Tanahud/ (1a+1b)	1.783.558
	a. Alokasi Kontribusi Langsung: Tabarru/Tanahud	1.530.235
	b. Alokasi Kontribusi Tidak Langsung: Tabarru/Tanahud	253.323
2	Kontribusi Reasuransi/Retrosesi	285.910
3	Kontribusi Neto (1-2)	1.497.648
4	Penurunan (Kenaikan) Penyisihan Kontribusi dan PAKYBMP	15.895
	a. Penurunan (kenaikan) Penyisihan Kontribusi	72.116
	b. Penurunan (kenaikan) PAKYBMP	(45.060)
	c. Penurunan (Kenaikan) Penyisihan atas Risiko Bencana	(11.161)
5	Jumlah Pendapatan Kontribusi Neto (3+4)	1.513.543
6	PENDAPATAN UNDERWRITING	1.513.543
	BEBAN	
	BEBAN UNDERWRITING	
7	Beban Klaim	
	a. Klaim Bruto	1.444.236
	b. Klaim recovery	88.770
	c. Kenaikan (Penurunan) Penyisihan Klaim	(38.965)
	d. Penarikan Dana Investasi Peserta yang telah jatuh tempo	-
	e. Penarikan/Penebusan Dana Investasi Peserta (belum jt tempo)	-
8	Jumlah Beban Klaim Netto (7a-7b+7c+7d+7e)	1.316.501
9	Beban Adjuster	780
10	JUMLAH BEBAN UNDERWRITING (8+9)	1.317.281
11	JUMLAH SURPLUS (DEFISIT) UNDERWRITING (6-10)	196.262
12	a. Surplus underwriting untuk dana Perusahaan	35.738
	b. Surplus underwriting untuk Peserta	16.114
12	Pendapatan Lain	4.316
13	Beban Lain	-2.220
15	Pajak Penghasilan	418
18	**SURPLUS (DEFISIT) UNDERWRITING SETELAH PAJAK (11-12a-12b-13+15)**	**150.528**

HALAMAN INI SENGAJA DIKOSONGKAN

THIS PAGE IS INTENTIONALLY LEFT BLANK

LAMPIRAN IV
APPENDIX IV

Usaha Asuransi Jiwa Syariah
Sharia Life Insurance Business



HALAMAN INI SENGAJA DIKOSONGKAN

THIS PAGE IS INTENTIONALLY LEFT BLANK

USAHA ASURANSI JIWA SYARIAH
SHARIA LIFE INSURANCE BUSINESS

TABEL: 4.1C/*TABLE: 4.1C*
REKAPITULASI LAPORAN POSISI KEUANGAN DANA PERUSAHAAN, PER 31 DESEMBER 2017
RECAPITULATION OF BALANCE SHEET OF SHAREHOLDER FUND, AS OF 31 DECEMBER 2017

Dalam Jutaan Rupiah
In Million Rupiah

NO.	NAMA PERUSAHAAN *NAME OF COMPANIES*	INVESTASI *INVESTMENT*	BUKAN INVESTASI *NON INVESTMENT*	JUMLAH KEKAYAAN *TOTAL ASSETS*	JUMLAH KEWAJIBAN *TOTAL LIABILITIES*	QARD *QARD*	JUMLAH MODAL SENDIRI *TOTAL EQUITY*
(1)	(2)	(3)	(4)	(5)	(6)	(7)	(8)
	PERUSAHAAN ASURANSI SYARIAH						
1	PT ASURANSI TAKAFUL KELUARGA	156.121	59.049	215.170	45.050	-	170.120
2	PT ASURANSI JIWA SYARIAH AL AMIN	91.246	43.608	134.853	26.541	-	108.312
3	PT ASURANSI JIWA AMANAHJIWA GIRI ARTHA	49.702	6.677	56.379	5.602	-	50.778
4	PT ASURANSI JIWA SYARIAH JASA MITRA ABADI	75.084	48.399	123.483	9.753	-	113.730
5	PT ASURANSI SYARIAH KELUARGA INDONESIA	32.645	30.517	63.162	2.452	-	60.710
6	PT ASURANSI JIWA SYARIAH BUMIPUTERA	75.774	46.925	122.698	51.002	-	71.696
7	PT CAPITAL LIFE SYARIAH	60.005	5.931	65.936	9.222	-	56.714
	JUMLAH / SUB TOTAL	**540.577**	**241.105**	**781.682**	**149.623**	**-**	**632.060**
	UNIT SYARIAH						
1	ASURANSI JIWA BERSAMA BUMIPUTERA 1912	57.355	6.188	63.543	24.127	-	39.416
2	PT AVRIST ASSURANCE	153.470	60.904	214.374	30.242	-	184.132
3	PT ALLIANZ LIFE INDONESIA	398.813	6.476	405.288	49.295	-	355.994
4	PT ASURANSI BRI LIFE (d/h PT ASURANSI JIWA BRINGIN JIWA SEJAHTERA)	54.137	18.927	73.063	26.597	-	46.466
5	PT ASURANSI JIWA CENTRAL ASIA RAYA	52.728	6.261	58.990	25.004	-	33.986
6	PT ASURANSI SIMAS JIWA (d/h PT ASURANSI JIWA MEGA LIFE)	30.416	27.897	58.314	10.748	-	47.566
7	PT ASURANSI JIWA SINAR MAS MSIG	292.939	299.548	592.487	369.498	-	222.988
8	PT BNI LIFE INSURANCE	165.628	21.734	187.362	24.080	-	163.282
9	PT GREAT EASTERN LIFE INDONESIA	34.526	805	35.331	17	-	35.314
10	PT TOKIO MARINE LIFE INDONESIA	58.582	1.268	59.851	6.171	-	53.679
11	PT PRUDENTIAL LIFE ASSURANCE	2.519.591	114.084	2.633.675	115.540	-	2.518.136
12	PT AXA MANDIRI FINANCIAL SERVICES	129.775	78.038	207.813	41.112	-	166.702
13	PT ASURANSI JIWA MANULIFE INDONESIA	412.206	36.115	448.322	197.862	-	250.460
14	PT PANIN DAI-ICHI LIFE	92.939	4.641	97.580	5.340	-	92.241
15	PT AIA FINANCIAL	951.368	1.734.300	2.685.667	1.014.006	-	1.671.661
16	PT AXA FINANCIAL INDONESIA	99.294	15.010	114.304	15.169	-	99.135
17	PT SUN LIFE FINANCIAL INDONESIA	101.682	24.880	126.562	94.362	-	32.200
18	PT CHUBB LIFE INSURANCE INDONESIA (d/h PT ACE LIFE ASSURANCE)	29.127	2.751	31.878	571	(550)	31.857
19	PT FWD LIFE INDONESIA (d/h PT FINANCIAL WIRAMITRA DANADYAKSA)	29.075	9.430	38.504	4.924	-	33.581
20	PT ASURANSI JIWA ADISARANA WANAARTHA	47.601	8.728	56.329	1.302	-	55.027
21	PT ASURANSI JIWA MEGA INDONESIA	28.019	2.710	30.729	652	-	30.077
22	PT ASURANSI JIWA RELIANCE INDONESIA	-	-	-	-	-	-
23	PT ASURANSI JIWA GENERALI INDONESIA	50.000	1.324	51.324	1.178	-	50.146
	JUMLAH / SUB TOTAL	**5.789.271**	**2.482.019**	**8.271.290**	**2.057.795**	**(550)**	**6.214.044**
	JUMLAH KESELURUHAN / GRAND TOTAL	**6.329.848**	**2.723.124**	**9.052.972**	**2.207.418**	**(550)**	**6.846.104**

USAHA ASURANSI JIWA SYARIAH
SHARIA LIFE INSURANCE BUSINESS

TTABEL: 4.1C.1/*TABLE: 4.1C.1*
REKAPITULASI INVESTASI DANA PERUSAHAAN, PER 31 DESEMBER 2017
RECAPITULATION OF INVESTMENT OF SHAREHOLDER FUND, AS OF 31 DECEMBER 2017

Dalam Jutaan Rupiah
In Million Rupiah

NO.	NAMA PERUSAHAAN *NAME OF COMPANY*	DEPOSITO *TIME DEPOSIT*	SERTIFIKAT DEPOSITO *CERTIFICATE OF DEPOSIT*	SAHAM SYARIAH *SHARIA STOCK*	SUKUK/ OBLIGASI SYARIAH *CORPORATE SUKUK*	MTN SYARIAH	SURAT BERHARGA SYARIAH NEGARA *GOVERNMENT SUKUK*	SB. SYARIAH DITERBITKAN BANK INDONESIA *SHARIA PROMISSORY NOTES ISSUED BY BI*	SB. SYARIAH DITERBITKAN NEGARA SELAIN RI *FOREIGN GOVT. SUKUK*	SB SYARIAH DITERBITKAN LEMBAGA MULTINASIONAL *SUKUK OF MULTINATIONAL INSITUTIONS*	REKSA DANA SYARIAH *SHARIA MUTUAL FUND*	EFEK BERAGUN ASET SYARIAH *SHARIA ASSET BACKED SECURITIES*	PEMBIAYAAN MELALUI KERJASAMA DG. PIHAK LAIN SYARIAH *SHARIA REFINANCING*	EMAS MURNI *GOLD*	PENYERTAAN LANGSUNG *DIRECT PLACEMENT*	BANGUNAN DG. HAK STRATA TANAH DG BANGUNAN *PROPERTY*	INVESTASI LAIN *OTHER INVESTMENTS*	JUMLAH *TOTAL*
(1)	(2)	(3)	(4)	(5)	(6)	(7)	(8)	(9)	(10)	(11)	(12)	(13)	(14)	(15)	(16)	(17)	(18)	(19)
	PERUSAHAAN ASURANSI SYARIAH																	
1	PT ASURANSI TAKAFUL KELUARGA	70.637	-	12.371	23.307	-	24.323	-	-	-	25.059	-	-	-	-	425	-	156.121
2	PT ASURANSI JIWA SYARIAH AL AMIN	63.647	-	-	-	-	27.383	-	-	-	-	-	216	-	-	-	-	91.246
3	PT ASURANSI JIWA AMANAHJIWA GIRI ARTHA	8.750	-	2.971	12.185	-	13.540	-	-	-	12.252	-	-	-	-	-	4	49.702
4	PT ASURANSI JIWA SYARIAH JASA MITRA ABADI	27.000	-	4.439	14.000	-	11.726	-	-	-	7.564	-	-	-	10.355	-	-	75.084
5	PT ASURANSI SYARIAH KELUARGA INDONESIA	23.350	-	-	-	-	7.035	-	-	-	1.960	-	-	-	-	-	300	32.645
6	PT ASURANSI JIWA SYARIAH BUMIPUTERA	11.000	-	-	14.938	-	22.547	-	-	-	27.289	-	-	-	-	-	-	75.774
7	PT CAPITAL LIFE SYARIAH	31.000	-	8.190	-	-	20.815	-	-	-	-	-	-	-	-	-	-	60.005
	JUMLAH / SUB TOTAL	**235.384**	**-**	**27.970**	**64.431**	**-**	**127.369**	**-**	**-**	**-**	**74.124**	**-**	**216**	**-**	**10.355**	**425**	**304**	**540.577**
	UNIT SYARIAH																	
1	ASURANSI JIWA BERSAMA BUMIPUTERA 1912	17.300	-	-	1.022	-	4.255	-	-	-	34.778	-	-	-	-	-	-	57.355
2	PT AVRIST ASSURANCE	35.841	-	4.671	16.156	-	68.888	-	-	-	27.913	-	-	-	-	-	-	153.470
3	PT ALLIANZ LIFE INDONESIA	168.780	-	-	49.045	-	180.988	-	-	-	-	-	-	-	-	-	-	398.813
4	PT ASURANSI BRI LIFE (d/h PT ASURANSI JIWA BRINGIN JIWA SEJAHTERA)	9.700	-	-	9.319	-	27.936	-	-	-	7.182	-	-	-	-	-	-	54.137
5	PT ASURANSI JIWA CENTRAL ASIA RAYA	3.264	-	13.477	22.709	-	10.536	-	-	-	2.744	-	-	-	-	-	-	52.728
6	PT ASURANSI SIMAS JIWA (d/h PT ASURANSI JIWA MEGA LIFE)	5.427	-	9.250	7.196	-	-	-	-	-	8.543	-	-	-	-	-	-	30.416
7	PT ASURANSI JIWA SINAR MAS MSIG	155.000	-	-	20.625	-	85.752	-	-	-	31.562	-	-	-	-	-	-	292.939
8	PT BNI LIFE INSURANCE	54.000	-	8.826	36.769	5.000	35.382	-	-	-	25.652	-	-	-	-	-	-	165.628
9	PT GREAT EASTERN LIFE INDONESIA	18.500	-	-	5.000	-	11.026	-	-	-	-	-	-	-	-	-	-	34.526
10	PT TOKIO MARINE LIFE INDONESIA	40.200	-	-	-	-	18.382	-	-	-	-	-	-	-	-	-	-	58.582
11	PT PRUDENTIAL LIFE ASSURANCE	1.098.000	-	-	-	-	1.199.159	-	-	-	150.823	-	-	-	-	-	71.609	2.519.591
12	PT AXA MANDIRI FINANCIAL SERVICES	61.000	-	-	-	-	68.775	-	-	-	-	-	-	-	-	-	-	129.775
13	PT ASURANSI JIWA MANULIFE INDONESIA	223.708	-	-	-	-	85.681	-	-	-	102.817	-	-	-	-	-	-	412.206
14	PT PANIN DAI-ICHI LIFE	46.556	-	-	10.247	-	36.137	-	-	-	-	-	-	-	-	-	-	92.939
15	PT AIA FINANCIAL	1.400	-	-	222.390	-	489.102	-	-	-	227.502	-	-	-	-	-	10.974	951.368
16	PT AXA FINANCIAL INDONESIA	55.400	-	-	-	-	43.894	-	-	-	-	-	-	-	-	-	-	99.294
17	PT SUN LIFE FINANCIAL INDONESIA	59.900	-	-	-	-	41.782	-	-	-	-	-	-	-	-	-	-	101.682
18	PT CHUBB LIFE INSURANCE INDONESIA (d/h PT ACE LIFE ASSURANCE)	5.500	-	-	-	-	23.627	-	-	-	-	-	-	-	-	-	-	29.127
19	PT FWD LIFE INDONESIA (d/h PT FINANCIAL WIRAMITRA DANADYAKSA)	9.000	-	-	-	-	20.075	-	-	-	-	-	-	-	-	-	-	29.075
20	PT ASURANSI JIWA ADISARANA WANAARTHA	15.000	-	-	-	-	22.151	-	-	-	10.450	-	-	-	-	-	-	47.601
21	PT ASURANSI JIWA MEGA INDONESIA	18.750	-	-	-	-	9.269	-	-	-	-	-	-	-	-	-	-	28.019
22	PT ASURANSI JIWA RELIANCE INDONESIA	-	-	-	-	-	-	-	-	-	-	-	-	-	-	-	-	-
23	PT ASURANSI JIWA GENERALI INDONESIA	50.000	-	-	-	-	-	-	-	-	-	-	-	-	-	-	-	50.000
	JUMLAH / SUB TOTAL	**2.152.226**	**-**	**36.223**	**400.478**	**5.000**	**2.482.796**	**-**	**-**	**-**	**629.966**	**-**	**-**	**-**	**-**	**-**	**82.583**	**5.789.271**
	JUMLAH KESELURUHAN / GRAND TOTAL	**2.387.609**	**-**	**64.194**	**464.909**	**5.000**	**2.610.164**	**-**	**-**	**-**	**704.089**	**-**	**216**	**-**	**10.355**	**425**	**82.887**	**6.329.848**

USAHA ASURANSI JIWA SYARIAH
SHARIA LIFE INSURANCE BUSINESS

TTABEL: 4.1C.2/*TABLE: 4.1C.2*
REKAPITULASI ASET BUKAN INVESTASI DANA PERUSAHAAN, PER 31 DESEMBER 2017
RECAPITULATION OF NON- INVESTMENT ASSETS OF SHAREHOLDER FUND, AS OF 31 DECEMBER 2017

Dalam Jutaan Rupiah
In Million Rupiah

NO.	NAMA PERUSAHAAN *NAME OF COMPANY*	KAS DAN BANK *CASH AND BANK*	TAGIHAN RECOVERY KLAIM REASU-RANSI *RECOVERY RECEIVABLE*	TAGIHAN HASIL INVESTASI *INVESTMENT YIELD REC.*	TAGIHAN INVESTASI *INVESTMENT RECEIVABLE*	TAGIHAN UJRAH KEPADA PESERTA *UJRAH REC.TO POLICYHOLDER*	BANGUNAN DG. HAK SRTATA/ TANAH DG. BANGUNAN *PROPERTY*	ASET REASURANSI *REINSURANCE ASSETS*	BIAYA AKUISISI YANG DITANG-GUHKAN *DEFERRED ACQUISITION COSTS*	AKTIVA LAIN *OTHER ASSETS*	JUMLAH BUKAN INVESTASI *NON INVESTMENT*
(1)	(2)	(3)	(4)	(5)	(6)	(7)	(8)	(9)	(10)	(11)	(12)
	PERUSAHAAN ASURANSI SYARIAH										
1	PT ASURANSI TAKAFUL KELUARGA	24.577	-	786	-	2.326	11.018	-	-	20.342	59.049
2	PT ASURANSI JIWA SYARIAH AL AMIN	3.934	-	732	-	6.810	13.287	-	1.757	17.088	43.608
3	PT ASURANSI JIWA AMANAHJIWA GIRI ARTHA	676	-	296	-	2.533	-	-	1.748	1.424	6.677
4	PT ASURANSI JIWA SYARIAH JASA MITRA ABADI	40.607	-	-	-	1.223	-	-	1.936	1.170	48.399
5	PT ASURANSI SYARIAH KELUARGA INDONESIA	12.260	-	913	-	4.986	7.666	-	854	788	30.517
6	PT ASURANSI JIWA SYARIAH BUMIPUTERA	39.211	602	499	-	1.169	1.197	-	2.706	2.180	46.925
7	PT CAPITAL LIFE SYARIAH	4.591	-	424	-	-	-	-	-	916	5.931
	JUMLAH / SUB TOTAL	**125.855**	**602**	**3.649**	**-**	**19.048**	**33.168**	**-**	**9.002**	**43.907**	**241.105**
	UNIT SYARIAH										
1	ASURANSI JIWA BERSAMA BUMIPUTERA 1912	3.798	-	-	89	-	-	-	-	2.301	6.188
2	PT AVRIST ASSURANCE	2.397	-	1.861	-	5.898	-	-	18.366	32.383	60.904
3	PT ALLIANZ LIFE INDONESIA	1.036	-	2.646	279	115	-	-	-	2.399	6.476
4	PT ASURANSI BRI LIFE (d/h PT ASURANSI JIWA BRINGIN JIWA SEJAHTERA)	454	-	-	-	6.770	-	-	11.286	417	18.927
5	PT ASURANSI JIWA CENTRAL ASIA RAYA	198	-	354	550	-	-	-	-	5.159	6.261
6	PT ASURANSI SIMAS JIWA (d/h PT ASURANSI JIWA MEGA LIFE)	844	-	-	-	16.176	-	-	-	10.878	27.897
7	PT ASURANSI JIWA SINAR MAS MSIG	263.716	-	-	2.024	-	-	-	-	33.808	299.548
8	PT BNI LIFE INSURANCE	3.843	-	1.509	492	14.498	-	-	-	1.393	21.734
9	PT GREAT EASTERN LIFE INDONESIA	637	5	140	-	21	-	1	-	2	805
10	PT TOKIO MARINE LIFE INDONESIA	442	-	250	-	0	-	-	-	577	1.268
11	PT PRUDENTIAL LIFE ASSURANCE	19.601	-	9.819	-	57.755	-	-	-	26.909	114.084
12	PT AXA MANDIRI FINANCIAL SERVICES	75.285	-	1.956	-	-	-	-	-	798	78.038
13	PT ASURANSI JIWA MANULIFE INDONESIA	4.460	-	3.896	18.253	-	-	-	9.507	-	36.115
14	PT PANIN DAI-ICHI LIFE	2.268	-	487	-	8	-	-	-	1.878	4.641
15	PT AIA FINANCIAL	35.821	-	-	10.199	119.669	-	-	13.223	1.555.387	1.734.300
16	PT AXA FINANCIAL INDONESIA	13.948	-	1.061	-	-	-	-	-	-	15.010
17	PT SUN LIFE FINANCIAL INDONESIA	9.474	-	915	-	419	166	-	12.917	989	24.880
18	PT CHUBB LIFE INSURANCE INDONESIA (d/h PT ACE LIFE ASSURANCE)	1.234	-	-	-	313	-	-	-	1.205	2.751
19	PT FWD LIFE INDONESIA (d/h PT FINANCIAL WIRAMITRA DANADYAKSA)	7.951	-	476	317	685	-	-	-	-	9.430
20	PT ASURANSI JIWA ADISARANA WANAARTHA	7.009	-	-	-	1.719	-	-	-	-	8.728
21	PT ASURANSI JIWA MEGA INDONESIA	1.720	-	92	-	120	-	-	-	757	2.710
22	PT ASURANSI JIWA RELIANCE INDONESIA	-	-	-	-	-	-	-	-	-	-
23	PT ASURANSI JIWA GENERALI INDONESIA	10	-	15	-	-	-	-	-	1.300	1.324
	JUMLAH / SUB TOTAL	**456.144**	**5**	**25.476**	**32.204**	**224.166**	**166**	**1**	**65.298**	**1.678.537**	**2.482.019**
	JUMLAH KESELURUHAN / GRAND TOTAL	**581.999**	**607**	**29.125**	**32.204**	**243.214**	**33.334**	**1**	**74.300**	**1.722.443**	**2.723.124**

USAHA ASURANSI JIWA SYARIAH
SHARIA LIFE INSURANCE BUSINESS

TABEL: 4.2C / *TABLE: 4.2C*
REKAPITULASI RUGI LABA DANA PERUSAHAAN, PER 31 DESEMBER 2017
RECAPITULATION INCOME INVESTMENTS OF SHAREHOLDER FUND, AS OF 31 DECEMBER 2017

Dalam Jutaan Rupiah
In Million Rupiah

NO.	NAMA PERUSAHAAN *NAME OF COMPANY*	PENDAPATAN /INCOME						BEBAN /*EXPENSES*									
		TOTAL UJROH DITERIMA *TOTAL UJRAH RECEIVED*	BAGI HASIL INVESTASI *SHARE OF INVESTMENT YIELD*	ALOKASI SURPLUS UNDERWRITING DANA TABARRU' *MANAGEMENT SHARE OF UNDERWRITING SURPLUS*	HASIL PENGELOLAAN INVESTASI PERUSAHAAN *INVESTMENT YIELD OF SHAREHOLDERS FUND*	PENURUNAN (KENAIKAN) PENYISIHAN KONTRIBUSI	JUMLAH PENDAPATAN *TOTAL REVENUE*	JUMLAH BIAYA AKUSISI *TOTAL ACCUTITION COST*	UJRAH REASURANSI *UJRAH REINSURANCE*	PEMASARAN *MARKETING EXPENSES*	UMUM DAN ADMINISTRASI *GENERAL AND ADMINISTRATION EXPENSES*	BEBAN LAIN *OTHER EXPENSES*	JUMLAH BEBAN USAHA *MARKETING EXPENSES*	PENDAPATAN LAIN *OTHER INCOME*	ZAKAT *ZAKAT*	PAJAK *TAX*	LABA (RUGI) *PROFIT/LOSS AFTER TAX*
(1)	(2)	(3)	(4)	(5)	(6)	(7)	(8)	(9)	(10)	(11)	(12)	(13)	(14)	(15)	(16)	(17)	(18)
	PERUSAHAAN ASURANSI SYARIAH																
1	PT ASURANSI TAKAFUL KELUARGA	93.492	3.254	158	8.629	-	105.534	45.432	2.434	52.864	-	-	1.722	102.452	10.003	2.280	10.805
2	PT ASURANSI JIWA SYARIAH AL AMIN	74.228	-	14	4.079	-	78.321	1.871	10.121	56.697	3.567	-	755	73.011	335	1.639	4.006
3	PT ASURANSI JIWA AMANAHJIWA GIRI ARTHA	12.187	-	1.684	3.784	(2.938)	14.716	5.795	1.035	12.725	(1.748)	-	-	17.807	91	503	(3.503)
4	PT ASURANSI JIWA SYARIAH JASA MITRA ABADI	6.631	-	-	3.643	-	10.274	279	594	7.283	4.023	-	84	12.263	88	-	(1.901)
5	PT ASURANSI SYARIAH KELUARGA INDONESIA	11.060	-	-	2.955	-	14.015	6.123	125	6.755	327	-	233	13.564	-	(49)	501
6	PT ASURANSI JIWA SYARIAH BUMIPUTERA	16.334	-	-	1.998	-	18.331	639	15.381	15.240	12.661	-	-	43.921	446	-	(25.143)
7	PT CAPITAL LIFE SYARIAH	13.649	2.612	-	3.570	-	19.831	3.329	1.173	8.182	5.505	-	26	18.214	53	157	1.512
	JUMLAH / SUB TOTAL	**227.581**	**5.866**	**1.857**	**28.657**	**(2.938)**	**261.022**	**63.468**	**30.863**	**159.747**	**24.334**	**-**	**2.820**	**281.232**	**11.016**	**4.530**	**(13.723)**
	UNIT SYARIAH																
1	ASURANSI JIWA BERSAMA BUMIPUTERA 1912	17.668	-	-	7.874	-	25.543	5.600	2.755	3.038	-	-	-	11.394	(704)	-	13.446
2	PT AVRIST ASSURANCE	14.227	-	39	16.317	-	30.583	9.257	-	1.463	-	-	-	10.720	7.736	1.825	25.774
3	PT ALLIANZ LIFE INDONESIA	398.161	-	-	19.395	(10.727)	406.829	283.993	-	68.122	-	-	2.741	354.856	56.543	26.781	81.734
4	PT ASURANSI BRI LIFE (d/h PT ASURANSI JIWA BRINGIN JIWA SEJAHTERA)	25.787	32	-	3.885	(11.175)	18.529	1.778	4.121	6.148	-	-	1.257	13.305	2	-	5.226
5	PT ASURANSI JIWA CENTRAL ASIA RAYA	5.113	-	9.657	4.544	-	19.315	3.475	271	1.952	23.370	-	-	29.067	175	-	(9.577)
6	PT ASURANSI SIMAS JIWA (d/h PT ASURANSI JIWA MEGA LIFE)	356	-	-	2.508	-	2.864	166	9	1.869	439	-	35	2.518	64	-	410
7	PT ASURANSI JIWA SINAR MAS MSIG	44.408	-	8.145	8.175	-	60.728	26.274	14	630	12.381	-	484	39.782	5.787	-	26.733
8	PT BNI LIFE INSURANCE	60.860	5.093	48	11.893	-	77.893	22.681	1.173	18.297	229	-	216	42.596	481	-	35.778
9	PT GREAT EASTERN LIFE INDONESIA	48	-	-	2.585	-	2.633	33	-	181	(1)	-	472	686	-	-	1.948
10	PT TOKIO MARINE LIFE INDONESIA	(27)	-	515	2.214	(271)	2.430	167	36	1.483	-	-	-	1.685	48	1	792
11	PT PRUDENTIAL LIFE ASSURANCE	1.704.299	-	9.172	182.393	(26.663)	1.869.202	628.304	103.223	195.372	-	-	1.938	928.837	367	190.485	750.247
12	PT AXA MANDIRI FINANCIAL SERVICES	47.091	-	688	11.233	(4.788)	54.224	48.729	2.371	50.728	-	-	-	101.828	117.263	-	69.659
13	PT ASURANSI JIWA MANULIFE INDONESIA	111.087	-	125	25.673	3.586	140.471	31.897	250	34.138	-	-	-	66.286	2.139	4.332	71.993
14	PT PANIN DAI-ICHI LIFE	(187)	9.141	-	8.488	(40)	17.401	2.305	9	776	10	-	1.121	4.221	-	109	13.071
15	PT AIA FINANCIAL	627.094	-	-	79.773	-	706.867	49.255	3.197	159.266	43.331	-	-	255.048	(32.493)	729	418.596
16	PT AXA FINANCIAL INDONESIA	4.224	-	208	8.567	-	12.999	4.891	-	5.637	1.010	-	-	11.538	12.609	-	14.070
17	PT SUN LIFE FINANCIAL INDONESIA	94.459	-	430	5.235	-	100.123	28.594	5.258	53.586	27.494	-	-	114.931	277	-	(14.531)
18	PT CHUBB LIFE INSURANCE INDONESIA (d/h PT ACE LIFE ASSURANCE)	2.136	-	-	1.983	-	4.120	764	-	930	(8)	-	-	1.686	19	-	2.453
19	PT FWD LIFE INDONESIA (d/h PT FINANCIAL WIRAMITRA DANADYAKSA)	29.682	-	-	1.508	-	31.189	25.412	3.933	6.576	154	-	-	36.075	45	290	(5.131)
20	PT ASURANSI JIWA ADISARANA WANAARTHA	9.906	-	-	1.840	-	11.746	530	6.207	527	32	-	-	7.296	165	-	4.615
21	PT ASURANSI JIWA MEGA INDONESIA	4.023	-	-	1.846	-	5.869	1.503	976	600	208	-	29	3.316	23	-	2.576
22	PT ASURANSI JIWA RELIANCE INDONESIA	1	-	-	-	-	1	-	-	-	-	-	(1)	(1)	-	-	2
23	PT ASURANSI JIWA GENERALI INDONESIA	478	-	-	78	-	556	322	61	0	12	-	-	395	-	16	146
	JUMLAH / SUB TOTAL	**3.200.895**	**14.265**	**29.028**	**408.006**	**(50.078)**	**3.602.117**	**1.175.931**	**133.863**	**611.319**	**108.660**	**-**	**8.293**	**2.038.066**	**170.547**	**224.568**	**1.510.030**
	JUMLAH KESELURUHAN / GRAND TOTAL	**3.428.476**	**20.131**	**30.884**	**436.664**	**(53.016)**	**3.863.139**	**1.239.399**	**164.726**	**771.066**	**132.994**	**-**	**11.113**	**2.319.297**	**181.563**	**229.098**	**1.496.307**

USAHA ASURANSI JIWA SYARIAH
SHARIA LIFE INSURANCE BUSINESS

TABEL: 4.3C / *TABLE: 4.3C*
HASIL INVESTASI DANA PERUSAHAAN, PER 31 DESEMBER 2017
INVESTMENT INCOME OF SHAREHOLDER FUND, AS OF 31 DECEMBER 2017

Dalam Jutaan Rupiah
In Million Rupiah

NO.	NAMA PERUSAHAAN *NAME OF COMPANIES*	DEPOSITO *TIME DEPOSIT*	SERTIFIKAT DEPOSITO *CERTIFICATE OF DEPOSIT*	SAHAM *SHARIA STOCK*	SUKUK/ OBLIGASI SYARIAH *CORPORATE SUKUK*	SURAT BERHARGA SYARIAH NEGARA *GOVERNMENT SUKUK*	SB SYARIAH DITERBITKAN BANK INDONESIA *SHARIA PROMISSORY NOTES ISSUED BY BANK OF INDONESIA*	SB SYARIAH DITERBITKAN NEGARA SELAIN RI *FOREIGN GOVERNMENT SUKUK*	SB SYARIAH DITERBITKAN LEMBAGA MULTINASIONAL *SUKUK OF MULTINATIONAL INSTITUTIONS*	REKSA DANA SYARIAH *SHARIA MUTUAL FUND*	EFEK BERAGUN ASET SYARIAH *SHARIA ASSET BACKED SECURITIES*	PEMBIAYAAN MELALUI KERJASAMA DG. PIHAK LAIN *SHARIA REFINANCING*	EMAS MURNI *GOLD*	PENYERTAAN LANGSUNG *DIRECT PLACEMENT*	BANGUNAN DG. HAK STRATA/ TANAH DG. BANGUNAN *PROPERTY*	INVESTASI LAIN *OTHER INVESTMENTS*	BEBAN INVESTASI *INVESTMENT EXPENSES*	JUMLAH *TOTAL*
(1)	(2)	(3)	(4)	(5)	(6)	(7)	(8)	(9)	(10)	(11)	(12)	(13)	(14)	(15)	(16)	(17)	(18)	(19)
	PERUSAHAAN ASURANSI SYARIAH																	
1	PT ASURANSI TAKAFUL KELUARGA	3.754	-	3.264	1.668	1.580	-	-	-	(1.721)	-	-	-	-	-	83	-	8.629
2	PT ASURANSI JIWA SYARIAH AL AMIN	411	-	-	-	-	-	-	-	-	-	-	-	-	-	-	-	411
3	PT ASURANSI JIWA AMANAHJIWA GIRI ARTHA	758	-	317	2.054	593	-	-	-	61	-	-	-	-	-	-	-	3.784
4	PT ASURANSI JIWA SYARIAH JASA MITRA ABADI	1.735	-	-	428	719	-	-	-	133	-	-	-	-	-	627	-	3.643
5	PT ASURANSI SYARIAH KELUARGA INDONESIA	2.505	-	-	-	426	-	-	-	24	-	-	-	-	-	-	-	2.955
6	PT ASURANSI JIWA SYARIAH BUMIPUTERA	1.513	-	-	1.373	2.067	-	-	-	313	-	-	-	-	-	-	4	5.262
7	PT CAPITAL LIFE SYARIAH	1.928	-	1.213	718	-	-	-	-	-	-	-	-	-	-	-	(290)	3.570
	JUMLAH / SUB TOTAL	**12.605**	**-**	**4.795**	**6.241**	**5.385**	**-**	**-**	**-**	**(1.190)**	**-**	**-**	**-**	**-**	**-**	**710**	**(286)**	**28.253**
	UNIT SYARIAH																	
1	ASURANSI JIWA BERSAMA BUMIPUTERA 1912	442			1.896	5.014				857							22	8.188
2	PT AVRIST ASSURANCE	4.033	-	1.554	1.993	6.789	-	-	-	1.949	-	-	-	-	-	-	-	16.317
3	PT ALLIANZ LIFE INDONESIA	12.093	-	-	1.010	10.652	-	-	-	-	-	-	-	-	-	-	(4.360)	19.395
4	PT ASURANSI BRI LIFE (d/h PT ASURANSI JIWA BRINGIN JIWA SEJAHTERA)	541	-		890	1.988	-	-	-	466	-	-	-	-	-	-	-	3.885
5	PT ASURANSI JIWA CENTRAL ASIA RAYA	306	-	1.086	1.954	911	-	-	-	286	-	-	-	-	-	-	-	4.544
6	PT ASURANSI SIMAS JIWA (d/h PT ASURANSI JIWA MEGA LIFE)	407	-	44	945	98	-	-	-	923	-	-	-	-	-	92	-	2.508
7	PT ASURANSI JIWA SINAR MAS MSIG	8.047	-	49	6.438		-	-	-	960	-	-	-	-	-	-	-	15.495
8	PT BNI LIFE INSURANCE	3.162	-	(555)	4.229	4.558	-	-	-	498	-	-	-	-	-	-	-	11.893
9	PT GREAT EASTERN LIFE INDONESIA	1.477	-	-	463	645	-	-	-	-	-	-	-	-	-	-	-	2.585
10	PT TOKIO MARINE LIFE INDONESIA*																	
11	PT PRUDENTIAL LIFE ASSURANCE	89.663	-	-	-	63.310	-	-	-	29.420	-	-	-	-	-	-	-	182.393
12	PT AXA MANDIRI FINANCIAL SERVICES	6.011	-	-	-	5.222	-	-	-	-	-	-	-	-	-	-	-	11.233
13	PT ASURANSI JIWA MANULIFE INDONESIA	18.041	-	-	-	7.855	-	-	-	-	-	-	-	-	-		223	25.673
14	PT PANIN DAI-ICHI LIFE	3.189	-	-	2.553	2.754	-	-	-	-	-	-	-	-	-	7	(15)	8.488
15	PT AIA FINANCIAL	882	-	-	-	45.539	-	-	-	33.071						481	(200)	79.773
16	PT AXA FINANCIAL INDONESIA	5.091	-	-	-	3.476	-	-	-	-	-	-	-	-	-	-	-	8.567
17	PT SUN LIFE FINANCIAL INDONESIA	2.755	-	-	-	2.479	-	-	-	-	-	-	-	-	-	-	-	5.235
18	PT CHUBB LIFE INSURANCE INDONESIA (d/h PT ACE LIFE ASSURANCE)*																	
19	PT FWD LIFE INDONESIA (d/h PT FINANCIAL WIRAMITRA DANADYAKSA)	(381)	-	-	-	(1.313)	-	-	-	186	-	-	-	-	-	-	-	(1.508)
20	PT ASURANSI JIWA ADISARANA WANAARTHA*																	
21	PT ASURANSI JIWA MEGA INDONESIA	1.172	-	-	-	675	-	-	-	-	-	-	-	-	-	-	(0)	1.846
22	PT ASURANSI JIWA RELIANCE INDONESIA*																	
23	PT ASURANSI JIWA GENERALI INDONESIA	78	-	-	-	-	-	-	-	-	-	-	-	-	-	-	-	78
	JUMLAH / SUB TOTAL	**157.009**	**-**	**2.178**	**22.372**	**160.652**	**-**	**-**	**-**	**68.616**	**-**	**-**	**-**	**-**	**-**	**580**	**(4.330)**	**406.587**
	JUMLAH KESELURUHAN / GRAND TOTAL	**169.614**	**-**	**6.973**	**28.613**	**166.037**	**-**	**-**	**-**	**67.427**	**-**	**-**	**-**	**-**	**-**	**1.290**	**(4.616)**	**434.840**

Catatan: *) Perusahaan tidak menyampaikan data rincian hasil investasi tahun 2017

USAHA ASURANSI JIWA SYARIAH
SHARIA LIFE INSURANCE BUSINESS

TABEL: 4.4C */ TABLE: 4.4C*
LAPORAN POSISI KEUANGAN GABUNGAN DANA PERUSAHAAN, PER 31 DESEMBER 2017
CONSILIDATED BALANCE SHEETS OF SHAREHOLDER FUND, AS OFF 31 DECEMBER 2017

Dalam Jutaan Rupiah
In Million Rupiah

NO.	URAIAN / *DESCRIPTIONS*	JUMLAH
	ASET/*Assets*	
	Investasi/*Investments*	
1	Deposito / *Time Deposit*	2.387.609
2	Sertifikat Deposito / *Certificate of Deposit*	-
3	Saham syariah / *Sharia stock*	64.194
4	Sukuk atau obligasi syariah/*Corporate Sukuk*	464.909
5	MTN Syariah	5.000
6	Surat berharga syariah negara/*Goverment Sukuk*	2.610.164
7	Surat Berharga Syariah Yang Diterbitkan Oleh Bank Indonesia/ *Sharia Promissory Notes Issued By Bank Of Indonesia*	-
8	Surat Berharga Syariah Yang Diterbitkan Oleh Selain Negara Republik Indonesia/*Foreign Government Sukuk*	-
9	Surat Berharga Syariah Yang Diterbitkan Oleh Lembaga Multinasional/*Sukuk of Multinational Institutions*	-
10	Reksa Dana Syariah/*Sharia Mutual Funds*	704.089
11	Efek Beragun Aset Syariah/*Sharia Asset Backed Securities*	-
12	Pembiayaan Melalui Kerjasama Dengan Pihak Lain Syariah/*Sharia Refinancing*	216
13	Emas Murni/*Gold*	-
14	Penyertaan Langsung/ *Direct Placement*	10.355
15	Bangunan Dengan Hak Strata Atau Tanah Dengan Bangunan Untuk Investasi/*Property*	425
16	Investasi Lain/*Other Investments*	82.887
	Jumlah Investasi/*Total Investments*	6.329.848
	Bukan Investasi/*Non Investment*	
17	Kas Dan Bank/*Cash And Bank*	581.999
18	Tagihan/*Receivable*	311.046
19	Aset Reasuransi	1
20	Biaya akuisisi yang ditangguhkan	74.300
21	Bangunan Dengan Hak Strata Atau Tanah Dengan Bangunan Untuk Dipakai Sendiri/*Property*	33.334
22	Aset Lain/*Other Assets*	1.722.443
	Jumlah Bukan Investasi/*Total Non Investments*	2.723.124
	JUMLAH ASET/*TOTAL ASSETS*	9.052.972
	KEWAJIBAN/*LIABILITIES*	
23	Biaya Yang Masih Harus Dibayar/*Accrued Expenses*	40.512
24	Utang Lain/*Other Payable*	1.841.655
25	Penyisihan Teknis	325.252
	Jumlah Kewajiban/*Total Liabilities*	2.207.418
26	QARDH	**(550)**
	Jumlah Modal Sendiri/*Total of Equities*	**6.846.104**
	Jumlah Kewajiban, Qardh, dan Modal Sendiri/*Total of Liabilities, Qardh, and Equities*	**9.052.972**

USAHA ASURANSI JIWA SYARIAH
SHARIA LIFE INSURANCE BUSINESS

TABEL: 4.5C */ TABLE: 4.5C*
LABA (RUGI) DANA PERUSAHAAN, TAHUN 2017
INCOME STATEMENT OF SHAREHOLDER FUND, YEAR 2017

Dalam Jutaan Rupiah
In Million Rupiah

NO.	URAIAN / *DESCRIPTIONS*	JUMLAH
1	**Pendapatan/*Income***	
2	Ujrah diterima/Ujrah Received	3.428.476
3	Bagi hasil pengelolaan investasi/the management fees of investment yiled	20.131
4	Alokasi surplus underwriting dana tabarru'/Underwriting surplus tabarru' funds allocation	30.884
5	Hasil pengelolaan investasi perusahaan/shareholder fund investment yields	436.664
6	Penurunan (kenaikan) Penyisihan Kontribusi	(53.016)
7	**Jumlah pendapatan/Total Income (2+3+4+5+6)**	**3.863.139**
8	**Beban/*Expenses***	
9	Biaya akuisisi/Acquisition Fees	1.239.399
10	Beban pemasaran/Marketing expenses	164.726
11	Beban umum & administrasi/General and administrative expense	771.066
12	Kenaikan (penurunan) Penyisihan Ujroh	132.994
13	Kenaikan (penurunan) Penyisihan PAYDI yang memberikan garansi pokok investasi	-
14	Beban usaha lain/Other operating expenses	11.113
15	**Jumlah beban/*Total Expenses* (9+10+11+12+13+14)**	**2.319.297**
16	Pendapatan lain-lain/Other Income	181.563
17	Laba (rugi) sebelum pajak/Income (loss) before tax (7-15+16)	1.725.405
18	Pajak penghasilan/Income Tax	229.098
19	**Laba setelah pajak/Profit after tax (17-18)**	**1.496.307**

USAHA ASURANSI JIWA DENGAN PRINSIP SYARIAH
SHARIAH LIFE INSURANCE BUSINESS

TABEL: 4.1D / *TABLE 4.1D*
REKAPITULASI LAPORAN POSISI KEUANGAN DANA TABARRU', PER 31 DECEMBER 2017
RECAPITULATION OF BALANCE SHEET OF TABARRU FUND, 31 DECEMBER 2017

Dalam Jutaan Rupiah
In Million Rupiah

NO.	NAMA PERUSAHAAN *NAME OF COMPANY*	ASET / ASSETS			LIABILITAS / *LIABILITIES*										
						PENYISIHAN TEKNIS/ *TECHNICAL RESERVES*									
		INVESTASI *INVESTMENT*	BUKAN INVESTASI *NON INVESTMENT*	JUMLAH ASET *TOTAL ASSETS*	UTANG *PAYABLE*	PENYISIHAN KONTRIBUSI *RESERVE OF CONTRIBUTION*	PENYISIHAN KYBMP *RESERVE FOR UNEARNED PREMIUM*	PENYISIHAN KLAIM *CLAIM RESERVE*	PENYISIHAN ATAS RISIKO BENCANA *CATASTROPIC RESERVE*	JUMLAH PENYISIHAN TEKNIS *TOTAL TECHNICAL RESERVES*	UTANG QARDH *QARDH LOAN*	JUMLAH LIABILITAS *TOTAL LIABILITIES*	AKUMULASI DANA TABARRU *ACCUMULATION OF TABARRU FUND*	KOMPONEN EKUITAS LAINNYA *OTHER EQUITY COMPONENT*	JUMLAH LIABILITAS DAN EKUITAS PESERTA *TOTAL LIAB & POLICYHOLDERS EQUITY*
(1)	(2)	(3)	(4)	(5)	(6)	(7)	(8)	(9)	(10)	(11)	(12)	(13)	(14)	(15)	(16)
	FULL-FLEDGED SYARIAH														
1	PT ASURANSI TAKAFUL KELUARGA	309.953	89.154	399.107	17.410	230.234	21.338	17.540	265	269.377	-	286.787	114.997	(2.677)	399.107
2	PT ASURANSI JIWA SYARIAH AL AMIN	187.412	429.105	616.517	55.202	356.633	1.569	12.209	-	370.411	-	425.613	190.904	-	616.517
3	PT ASURANSI JIWA AMANAHJIWA GIRI ARTHA	9.057	18.757	27.814	6.017	15.560	442	263	86	16.352	-	22.369	5.445	-	27.814
4	PT ASURANSI JIWA SYARIAH JASA MITRA ABADI	8.000	34.625	42.625	7.084	33.160	607	647	-	34.414	-	41.499	1.127	-	42.625
5	PT ASURANSI SYARIAH KELUARGA INDONESIA	4.657	6.958	11.614	6.882	2.529	1.346	275	46	4.196	-	11.078	536	-	11.614
6	PT ASURANSI JIWA SYARIAH BUMIPUTERA	77.644	10.350	87.994	449	54.947	973	1.728	12	57.660	-	58.109	30.926	(1.042)	87.994
7	PT CAPITAL LIFE SYARIAH	-	561	561	139	-	342	17	-	359	-	498	63	-	561
	JUMLAH / SUB TOTAL	**596.723**	**589.510**	**1.186.233**	**93.184**	**693.064**	**26.618**	**32.679**	**409**	**752.769**	**-**	**845.953**	**343.998**	**(3.719)**	**1.186.233**
	UNIT SYARIAH														
1	ASURANSI JIWA BERSAMA BUMIPUTERA 1912	-	-	-	-	-	-	-	-	-	-	-	-	-	-
2	PT AVRIST ASSURANCE	73.885	26.753	100.638	39.786	17.754	18.595	2.787	-	39.136	-	78.922	21.733	(16)	100.638
3	PT ALLIANZ LIFE INDONESIA	625.877	42.528	668.405	47.112	9.014	13.864	42.913	-	65.791	-	112.903	548.309	7.193	668.405
4	PT ASURANSI JIWA BRINGIN JIWA SEJAHTERA	55.765	21.983	77.748	1.835	58.970	58	2.033	-	61.062	-	62.896	14.852	-	77.748
5	PT ASURANSI JIWA CENTRAL ASIA RAYA	67.876	11.178	79.054	4.485	54.172	43	250	38	54.504	-	58.989	19.942	124	79.054
6	PT ASURANSI SIMAS JIWA (d/h PT ASURANSI JIWA MEGA LIFE)	63.148	32.244	95.392	26.416	40.969	7	5.691	178	46.846	-	73.262	22.130	-	95.392
7	PT ASURANSI JIWA SINAR MAS MSIG	187.045	30.085	217.130	36.380	126.245	1.602	8.137	62	136.046	-	172.426	44.704	-	217.130
8	PT BNI LIFE INSURANCE	104.896	50.680	155.576	26.595	84.993	15.085	8.875	122	109.074	-	135.669	19.907	-	155.576
9	PT GREAT EASTERN LIFE INDONESIA	4.961	188	5.149	59	260	-	-	-	260	-	319	4.830	-	5.149
10	PT TOKIO MARINE LIFE INDONESIA	5.858	207	6.065	148	159	170	149	3	481	-	628	5.417	19	6.065
11	PT PRUDENTIAL LIFE ASSURANCE	901.199	99.469	1.000.668	94.589	852	27.002	245.515	371	273.740	-	368.329	632.339	-	1.000.668
12	PT AXA MANDIRI FINANCIAL SERVICES	29.194	12.186	41.380	1.247	92	3.488	4.838	-	8.417	-	9.664	31.716	-	41.380
13	PT ASURANSI JIWA MANULIFE INDONESIA	35.848	16.224	52.072	26.576	7.162	1.213	7.539	-	15.915	-	42.491	9.581	-	52.072
14	PT PANIN DAI-ICHI LIFE	15.683	4.139	19.822	2.125	5	271	3.708	-	3.985	-	6.110	13.712	-	19.822
15	PT AIA FINANCIAL	1.444.994	114.819	1.559.812	1.074.922	31.691	2.995	12.476	-	47.162	-	1.122.085	422.828	14.900	1.559.812
16	PT AXA FINANCIAL INDONESIA	6.093	1.870	7.963	1.668	16	756	134	48	954	-	2.621	5.342	-	7.963
17	PT SUN LIFE FINANCIAL INDONESIA	24.793	10.244	35.037	4.453	13.343	1.274	2.336	8	16.962	-	21.415	13.508	115	35.037
18	PT CHUBB LIFE INSURANCE INDONESIA (d/h PT ACE LIFE ASSURANCE)	142	537	678	120	-	8	-	-	8	550	128	(13)	13	678
19	PT FWD LIFE INDONESIA (d/h PT FINANCIAL WIRAMITRA DANADYAKSA)	1.259	2.805	4.064	1.464	63	356	986	81	1.486	-	2.950	1.114	-	4.064
20	PT ASURANSI JIWA ADISARANA WANAARTHA	2.508	10.425	12.933	2.501	9.928	6	-	-	9.934	-	12.435	498	-	12.933
21	PT ASURANSI JIWA MEGA INDONESIA	-	638	638	566	-	14	4	1	19	-	584	53	-	638
22	PT ASURANSI JIWA RELIANCE INDONESIA	-	-	-	-	-	-	-	-	-	-	-	-	-	-
23	PT ASURANSI JIWA GENERALI INDONESIA	-	1.009	1.009	975	-	27	7	-	34	-	1.009	(1)	-	1.009
	JUMLAH / SUB TOTAL	**3.651.024**	**490.211**	**4.141.235**		**455.688**	**86.836**	**348.379**	**912**	**891.815**	**550**	**2.285.838**	**1.832.501**	**22.346**	**4.141.235**
	JUMLAH KESELURUHAN / GRAND TOTAL	**4.247.747**	**1.079.721**	**5.327.468**		**1.148.752**	**113.454**	**381.057**	**1.320**	**1.644.584**	**550**	**3.131.791**	**2.176.499**	**18.628**	**5.327.468**

USAHA ASURANSI JIWA DENGAN PRINSIP SYARIAH
SHARIAH LIFE INSURANCE BUSINESS

TABEL: 4.1D.1 */ TABLE: 4.1D.1*
REKAPITULASI INVESTASI DANA TABARRU', 31 DESEMBER 2017
RECAPITULATION OF INVESTED ASSETS OF TABARRU FUND, 31 DECEMBER 2017

Dalam Jutaan Rupiah
In Million Rupiah

NO.	NAMA PERUSAHAAN *NAME OF COMPANY*	DEPOSITO *TIME DEPOSIT*	SAHAM SYARIAH *SHARIA STOCK*	SUKUK KORPORASI *CORPORATE SUKUK*	MTN SYARIAH	SBSN *GOVERNMENT SUKUK*	SB. SYARIAH DITERBITKAN BANK INDONESIA *SHARIA PROMISSORY NOTES ISSUED BY BI*	SB. SYARIAH DITERBITKAN NEGARA LAIN *FOREIGN GOVT. SUKUK*	SB SYARIAH DITERBITKAN LEMBAGA MULTINASIONAL *SUKUK OF MULTINAT. INSITUTIONS*	REKSA DANA SYARIAH *SHARIA MUTUAL FUND*	EFEK BERAGUN ASET SYARIAH *SHARIA ASSET BACKED SECURITIES*	PEMBIAYAAN MELALUI KERJASAMA PIHAK LAIN *SHARIA REFINANCING*	EMAS MURNI *GOLD*	INVESTASI LAIN *OTHER INVESTMENT*	JUMLAH *TOTAL*
(1)	(2)	(3)	(4)	(5)	(6)	(7)	(8)	(9)	(10)	(11)	(12)	(13)	(14)	(15)	(16)
	FULL-FLEDGED SYARIAH														
1	PT ASURANSI TAKAFUL KELUARGA	176.266	-	51.854	-	68.011	-	-	-	13.823	-	-	-	-	309.953
2	PT ASURANSI JIWA SYARIAH AL AMIN	130.123	-	-	-	57.289	-	-	-	-	-	-	-	-	187.412
3	PT ASURANSI JIWA AMANAHJIWA GIRI ARTHA	5.988	-	-	-	-	-	-	-	3.069	-	-	-	-	9.057
4	PT ASURANSI JIWA SYARIAH JASA MITRA ABADI	8.000	-	-	-	-	-	-	-	-	-	-	-	-	8.000
5	PT ASURANSI SYARIAH KELUARGA INDONESIA	1.500	-	-	-	3.157	-	-	-	-	-	-	-	-	4.657
6	PT ASURANSI JIWA SYARIAH BUMIPUTERA	18.750	-	20.012	-	12.087	-	-	-	26.794	-	-	-	-	77.644
7	PT CAPITAL LIFE SYARIAH	-	-	-	-	-	-	-	-	-	-	-	-	-	-
	JUMLAH / SUB TOTAL	**340.627**	**-**	**71.866**	**-**	**140.544**	**-**	**-**	**-**	**43.686**	**-**	**-**	**-**	**-**	**596.723**
	UNIT SYARIAH														
1	ASURANSI JIWA BERSAMA BUMIPUTERA 1912	-	-	-	-	-	-	-	-	-	-	-	-	-	-
2	PT AVRIST ASSURANCE	40.362	-	7.106	8.000	18.418	-	-	-	-	-	-	-	-	73.885
3	PT ALLIANZ LIFE INDONESIA	330.330	-	36.565	-	258.982	-	-	-	-	-	-	-	-	625.877
4	PT ASURANSI JIWA BRINGIN JIWA SEJAHTERA	10.450	-	12.442	-	26.823	-	-	-	6.049	-	-	-	-	55.765
5	PT ASURANSI JIWA CENTRAL ASIA RAYA	8.144	1.684	30.327	-	26.773	-	-	-	947	-	-	-	-	67.876
6	PT ASURANSI SIMAS JIWA (d/h PT ASURANSI JIWA MEGA LIFE)	-	14.061	36.541	-	-	-	-	-	12.546	-	-	-	-	63.148
7	PT ASURANSI JIWA SINAR MAS MSIG	76.600	13.556	9.300	-	57.645	-	-	-	29.944	-	-	-	-	187.045
8	PT BNI LIFE INSURANCE	41.700	-	27.886	-	35.310	-	-	-	-	-	-	-	-	104.896
9	PT GREAT EASTERN LIFE INDONESIA	950	-	-	-	4.011	-	-	-	-	-	-	-	-	4.961
10	PT TOKIO MARINE LIFE INDONESIA	4.010	-	-	-	1.848	-	-	-	-	-	-	-	-	5.858
11	PT PRUDENTIAL LIFE ASSURANCE	464.585	-	-	-	436.614	-	-	-	-	-	-	-	-	901.199
12	PT AXA MANDIRI FINANCIAL SERVICES	11.600	-	-	-	17.594	-	-	-	-	-	-	-	-	29.194
13	PT ASURANSI JIWA MANULIFE INDONESIA	35.848	-	-	-	-	-	-	-	-	-	-	-	-	35.848
14	PT PANIN DAI-ICHI LIFE	6.444	-	-	-	9.239	-	-	-	-	-	-	-	-	15.683
15	PT AIA FINANCIAL	2.700	-	367.447	-	414.280	-	-	-	660.567	-	-	-	-	1.444.994
16	PT AXA FINANCIAL INDONESIA	4.750	-	-	-	1.343	-	-	-	-	-	-	-	-	6.093
17	PT SUN LIFE FINANCIAL INDONESIA	17.000	-	-	-	7.793	-	-	-	-	-	-	-	-	24.793
18	PT CHUBB LIFE INSURANCE INDONESIA (d/h PT ACE LIFE ASSURANCE)	-	-	-	-	142	-	-	-	-	-	-	-	-	142
19	PT FWD LIFE INDONESIA (d/h PT FINANCIAL WIRAMITRA DANADYAKSA)	550	-	-	-	709	-	-	-	-	-	-	-	-	1.259
20	PT ASURANSI JIWA ADISARANA WANAARTHA	-	-	-	-	-	-	-	-	2.508	-	-	-	-	2.508
21	PT ASURANSI JIWA MEGA INDONESIA	-	-	-	-	-	-	-	-	-	-	-	-	-	-
22	PT ASURANSI JIWA RELIANCE INDONESIA	-	-	-	-	-	-	-	-	-	-	-	-	-	-
23	PT ASURANSI JIWA GENERALI INDONESIA	-	-	-	-	-	-	-	-	-	-	-	-	-	-
	JUMLAH / SUB TOTAL	**1.056.024**	**29.300**	**527.614**	**8.000**	**1.317.526**	**-**	**-**	**-**	**712.561**	**-**	**-**	**-**	**-**	**3.651.024**
	JUMLAH KESELURUHAN / GRAND TOTAL	**1.396.651**	**29.300**	**599.480**	**8.000**	**1.458.070**	**-**	**-**	**-**	**756.247**	**-**	**-**	**-**	**-**	**4.247.747**

USAHA ASURANSI JIWA DENGAN PRINSIP SYARIAH
SHARIAH LIFE INSURANCE BUSINESS

TABEL:4.1D.2/ *TABLE 4.1D.2*
REKAPITULASI ASET BUKAN INVESTASI DANA TABARRU', 31 DESEMBER 2017
RECAPITULATION OF NON INVESTED ASSETS OF TABARRU FUND, 31 DECEMBER 2017

Dalam Jutaan Rupiah
In Million Rupiah

NO.	NAMA PERUSAHAAN *NAME OF COMPANY*	KAS DAN BANK *CASH & BANK*	TAGIHAN RECOVERY KLAIM REASURANSI *RECEIVABLE*	TAGIHAN HASIL INVESTASI *INVEST. YIELD RECEIVABLE*	TAGIHAN INVESTASI *INVESTMENT RECEIVABLE*	TAGIHAN KONTRIBUSI *CONTRIBUTION RECEIVABLE*	ASET REASURANSI	ASET LAIN *OTHER ASSETS*	JUMLAH *TOTAL*
(1)	(2)	(3)	(4)	(5)	(6)	(7)	(8)	(9)	(10)
	FULL-FLEDGED SYARIAH								
1	PT ASURANSI TAKAFUL KELUARGA	1.211	9.986	1.810	-	4.919	71.229	-	89.154
2	PT ASURANSI JIWA SYARIAH AL AMIN	33.669	90.480	1.624	-	25.755	269.143	8.433	429.105
3	PT ASURANSI JIWA AMANAHJIWA GIRI ARTHA	3.752	471	-	-	1.538	12.996	-	18.757
4	PT ASURANSI JIWA SYARIAH JASA MITRA ABADI	2.810	2.296	-	-	4.864	24.561	-	34.625
5	PT ASURANSI SYARIAH KELUARGA INDONESIA	1.972	4.094	-	-	891	-	-	6.958
6	PT ASURANSI JIWA SYARIAH BUMIPUTERA	4.952	-	342	-	-	5.099	-	10.350
7	PT CAPITAL LIFE SYARIAH	428	-	-	-	-	133	-	561
	JUMLAH / SUB TOTAL	**48.795**	**107.327**	**3.775**	**-**	**37.967**	**383.162**	**8.433**	**589.510**
	UNIT SYARIAH								
1	ASURANSI JIWA BERSAMA BUMIPUTERA 1912	-	-	-	-	-	-	-	-
2	PT AVRIST ASSURANCE	12.521	454	1.160	-	10.563	2.002	53	26.753
3	PT ALLIANZ LIFE INDONESIA	3.501	-	17.912	-	20.947	129	38	42.528
4	PT ASURANSI JIWA BRINGIN JIWA SEJAHTERA	1.765	1.072	-	-	1.576	18.643	-	21.983
5	PT ASURANSI JIWA CENTRAL ASIA RAYA	1.154	5.813	586	-	1.826	611	1.188	11.178
6	PT ASURANSI SIMAS JIWA (d/h PT ASURANSI JIWA MEGA LIFE)	4.192	17.110	-	483	3.808	1.823	4.828	32.244
7	PT ASURANSI JIWA SINAR MAS MSIG	8.323	3.285	1.128	-	1.958	891	14.500	30.085
8	PT BNI LIFE INSURANCE	1.348	2.709	927	-	29.663	13.142	2.891	50.680
9	PT GREAT EASTERN LIFE INDONESIA	146	-	20	-	-	9	13	188
10	PT TOKIO MARINE LIFE INDONESIA	162	-	22	-	0	23	-	207
11	PT PRUDENTIAL LIFE ASSURANCE	8.758	-	3.882	-	26.531	-	60.298	99.469
12	PT AXA MANDIRI FINANCIAL SERVICES	10.427	509	482	-	186	213	370	12.186
13	PT ASURANSI JIWA MANULIFE INDONESIA	4.421	6.490	167	576	-	4.569	-	16.224
14	PT PANIN DAI-ICHI LIFE	595	800	58	-	43	2.281	361	4.139
15	PT AIA FINANCIAL	84.254	5.762	12.633	-	1.176	10.855	140	114.819
16	PT AXA FINANCIAL INDONESIA	1.623	106	37	-	-	104	-	1.870
17	PT SUN LIFE FINANCIAL INDONESIA	4.934	-	56	-	339	4.916	-	10.244
18	PT CHUBB LIFE INSURANCE INDONESIA (d/h PT ACE LIFE ASSURANCE)	534	-	2	-	-	-	-	537
19	PT FWD LIFE INDONESIA (d/h PT FINANCIAL WIRAMITRA DANADYAKSA)	2.516	-	11	-	132	146	-	2.805
20	PT ASURANSI JIWA ADISARANA WANAARTHA	9.192	-	-	-	1.233	-	-	10.425
21	PT ASURANSI JIWA MEGA INDONESIA	626	-	-	-	1	11	-	638
22	PT ASURANSI JIWA RELIANCE INDONESIA	-	-	-	-	-	-	-	-
23	PT ASURANSI JIWA GENERALI INDONESIA	956	-	42	-	-	11	-	1.009
	JUMLAH / SUB TOTAL	**161.948**	**44.110**	**39.124**	**1.059**	**99.982**	**60.379**	**84.680**	**490.211**
	JUMLAH KESELURUHAN / GRAND TOTAL	**210.743**	**151.437**	**42.899**	**1.059**	**137.950**	**443.541**	**93.114**	**1.079.721**

USAHA ASURANSI JIWA DENGAN PRINSIP SYARIAH
SHARIAH LIFE INSURANCE BUSINESS

TABEL: 4.2D */ TABLE 4.2D*
REKAPITULASI HASIL INVESTASI DANA TABARRU', TAHUN 2017
RECAPITULATION OF INVESTMENT YIELD OF TABARRU FUND, YEAR 2017

Dalam Jutaan Rupiah
In Million Rupiah

NO.	NAMA PERUSAHAAN *NAME OF COMPANY*	DEPOSITO *TIME DEPOSIT*	SAHAM SYARIAH *SHARIA STOCK*	SUKUK KORPORASI *CORPORATE SUKUK*	SBSN *GOVERNMENT SUKUK*	SB. SYARIAH DITERBITKAN BANK INDONESIA *SHARIA PROMISSORY NOTES ISSUED BY BI*	SB. SYARIAH DITERBITKAN NEGARA LAIN *FOREIGN GOVT. SUKUK*	SB SYARIAH DITERBITKAN LEMBAGA MULTINASIONAL *SUKUK OF MULTINATIONAL INSITUTION*	REKSA DANA SYARIAH *SHARIA MUTUAL FUND*	EFEK BERAGUN ASET SYARIAH *SHARIA ASSET BACKED SECURITIES*	PEMBIAYAAN MELALUI KERJASAMA PIHAK LAIN *SHARIA REFINANCING*	EMAS MURNI *GOLD*	INVESTASI LAIN *OTHER INVESTMENT*	BEBAN INVESTASI *INVESTMENT EXPENSES*	JUMLAH *TOTAL*
(1)	(2)	(3)	(4)	(5)	(6)	(7)	(8)	(9)	(10)	(11)	(12)	(13)	(14)	(15)	(16)
	PERUSAHAAN ASURANSI SYARIAH														
1	PT ASURANSI TAKAFUL KELUARGA	8.518	191	3.116	6.358	-	-	-	(451)	-	-	-	-	-	17.732
2	PT ASURANSI JIWA SYARIAH AL AMIN	411	-	-	-	-	-	-	-	-	-	-	-	-	411
3	PT ASURANSI JIWA AMANAHJIWA GIRI ARTHA	108	-	-	-	-	-	-	37	-	-	-	-	-	145
4	PT ASURANSI JIWA SYARIAH JASA MITRA ABADI	351	-	-	-	-	-	-	-	-	-	-	-	-	351
5	PT ASURANSI SYARIAH KELUARGA INDONESIA	75	-	-	-	-	-	-	-	-	-	-	-	-	-
6	PT ASURANSI JIWA SYARIAH BUMIPUTERA	51		85					(1.376)						(1.240)
7	PT CAPITAL LIFE SYARIAH	-	-	-	-	-	-	-	-	-	-	-	-	-	-
	JUMLAH / SUB TOTAL	**9.514**	**191**	**3.201**	**6.358**	**-**	**-**	**-**	**(1.789)**	**-**	**-**	**-**	**-**	**-**	**17.399**
	UNIT SYARIAH														
1	ASURANSI JIWA BERSAMA BUMIPUTERA 1912	-	-	-	-	-	-	-	-	-	-	-	-	-	-
2	PT AVRIST ASSURANCE	2.285	-	395	25	-	-	-	-	-	-	-	-	-	2.705
3	PT ALLIANZ LIFE INDONESIA	25.237	-	275	13.223	-	-	-	-	-	-	-	-	(9.191)	29.544
4	PT ASURANSI BRI LIFE (d/h PT ASURANSI JIWA BRINGIN JIWA SEJAHTERA)	670	-	1.079	1.914	-	-	-	64	-	-	-	-	-	3.727
5	PT ASURANSI JIWA CENTRAL ASIA RAYA	496	-	2.589	1.914	-	-	-	102	-	-	-	-	-	5.101
6	PT ASURANSI SIMAS JIWA (d/h PT ASURANSI JIWA MEGA LIFE)	254	(384)	4.715	591	-	-	-	1.446	-	-	-	-	88	6.709
7	PT ASURANSI JIWA SINAR MAS MSIG	4.010	1.876	4.006	-	-	-	-	823	-	-	-	-	-	10.715
8	PT BNI LIFE INSURANCE	2.322	-	3.388	2.336	-	-	-	-	-	-	-	-	-	8.045
9	PT GREAT EASTERN LIFE INDONESIA	68	-	-	225	-	-	-	-	-	-	-	-	-	293
10	PT TOKIO MARINE LIFE INDONESIA*														
11	PT PRUDENTIAL LIFE ASSURANCE	25.294	-	-	25.927	-	-	-	-	-	-	-	-	-	51.221
12	PT AXA MANDIRI FINANCIAL SERVICES	824	-	-	1.860	-	-	-	-	-	-	-	-	-	2.684
13	PT ASURANSI JIWA MANULIFE INDONESIA	1.036	-	-	-	-	-	-	-	-	-	-	-	10	1.026
14	PT PANIN DAI-ICHI LIFE	637	-	-	812	-	-	-	-	-	-	-	230	(233)	1.447
15	PT AIA FINANCIAL	2.121	-	74.879	16.876	-	-	-	86.144	-	-	-	4.415	(23.893)	160.542
16	PT AXA FINANCIAL INDONESIA	150	-	-	31	-	-	-	-	-	-	-	-	-	181
17	PT SUN LIFE FINANCIAL INDONESIA	495	-	-	300	-	-	-	-	-	-	-	-	-	795
18	PT CHUBB LIFE INSURANCE INDONESIA (d/h PT ACE LIFE ASSURANCE)*														
19	PT FWD LIFE INDONESIA (d/h PT FINANCIAL WIRAMITRA DANADYAKSA)	(4)	-	-	-	-	-	-	-	-	-	-	-	-	(16)
20	PT ASURANSI JIWA ADISARANA WANAARTHA*														
21	PT ASURANSI JIWA MEGA INDONESIA	-	-	-	-	-	-	-	-	-	-	-	-	-	-
22	PT ASURANSI JIWA RELIANCE INDONESIA*														
23	PT ASURANSI JIWA GENERALI INDONESIA	-	-	-	-	-	-	-	-	-	-	-	-	-	-
	JUMLAH / SUB TOTAL	**65.896**	**1.492**	**91.325**	**66.033**	**-**	**-**	**-**	**88.578**	**-**	**-**	**-**	**4.645**	**(33.220)**	**284.718**
	JUMLAH KESELURUHAN / GRAND TOTAL	**75.409**	**1.683**	**94.526**	**72.391**	**-**	**-**	**-**	**86.789**	**-**	**-**	**-**	**4.645**	**(33.220)**	**302.117**

USAHA ASURANSI JIWA DENGAN PRINSIP SYARIAH
SHARIAH LIFE INSURANCE BUSINESS

TABEL : 4.3D */ TABLE 4.3D*
LAPORAN POSISI KEUANGAN DANA TABARRU', 31 DESEMBER 2017
BALANCE SHEETS OF TABARRU' FUND, 31 DECEMBER 2017

Dalam Jutaan Rupiah
In Million Rupiah

NO.	URAIAN/*DESCRIPTIONS*	JUMLAH/ *TOTAL*
	ASET/*ASSETS*	
	Investasi/*Investments*	
1	Deposito/*Time Deposit*	1.396.651
2	Sertifikat Deposito / *Certificate of Deposit*	-
3	Saham syariah / *Sharia stock*	29.300
4	Sukuk atau obligasi syariah/*Corporate Sukuk*	599.480
5	MTN Syariah	8.000
6	Surat Berharga Syariah Negara / *Government Sukuk*	1.458.070
7	Surat Berharga Syariah Yang Diterbitkan Oleh Bank Indonesia/ *Sharia Promissory Notes Issued By Bank Of Indonesia*	-
8	Surat Berharga Syariah Yang Diterbitkan Oleh Selain Negara Republik Indonesia/*Foreign Government Sukuk*	-
9	Surat Berharga Syariah Yang Diterbitkan Oleh Lembaga Multinasional/*Sukuk of Multinational Institutions*	-
10	Reksa Dana Syariah/*Sharia Mutual Funds*	756.247
11	Efek Beragun Aset Syariah/*Sharia Asset Backed Securities*	-
12	Pembiayaan Melalui Kerjasama Dengan Pihak Lain Syariah/*Sharia Refinancing*	-
13	Emas Murni/ *Gold*	**-**
14	Investasi Lain/*Other Investments*	-
	Jumlah Investasi/Total Investments	4.247.747
	Bukan Investasi/*Non Investment*	
15	Kas Dan Bank/*Cash And Bank*	210.743
16	Tagihan/*Receivables*	332.323
17	Aset Reasuransi	443.541
18	Aset Lain/*Other Assets*	93.114
	Jumlah bukan investasi/*Total Non Investment*	**1.079.721**
	JUMLAH ASET/*TOTAL ASSETS*	**5.327.468**
	KEWAJIBAN/*LIABILITIES*	
	Utang/*Payable*	
19	Utang klaim/*Claim Payable*	81.781
20	Biaya yang Masih Harus Dibayar/*Accounts Payable*	23.475
21	Utang Lain/*Other Payable*	1.381.951
	Jumlah Utang/*Total Payable*	1.487.207
	Penyisihan teknis/*Technical Reserves*	
22	Penyisihan kontribusi/*Reserve of Contribution Payable*	1.148.752
23	Penyisihan kontribusi yang belum menjadi pendapatan/*Reserve for unearned premium*	113.454
24	Penyisihan klaim/*Claim Reserve*	**381.057**
25	Penyisihan atas risiko bencana/*Catashrophic Reserve*	1.320
	Jumlah penyisihan teknis/*Total Technical Reserves*	1.644.584
26	Qardh/*Qardh*	550
	JUMLAH KEWAJIBAN/*TOTAL LIABILITIES*	**3.131.791**
	EKUITAS PESERTA/*POLICYHOLDERS EQUITY*	
27	Akumulasi dana tabarru'/*Accumulation of tabarru fund*	**2.176.499**
28	Kenaikan (Penurunan) Surat Berharga/*Increase(Decrease)Marketable Securities*	**-**
29	Selisih penilaian aktiva tetap/*Revaluation of fixed assets*	**-**
30	Komponen Ekuitas Lainnya/ *Other Equity Component*	18.628
	JUMLAH EKUITAS PESERTA/*TOTAL POLICYHOLDERS EQUITY*	2.195.127
	JUMLAH KEWAJIBAN DAN EKUITAS PESERTA/*TOTAL LIABILITIES AND POLICYHOLDERS EQUITY*	**5.327.468**

USAHA ASURANSI JIWA DENGAN PRINSIP SYARIAH
SHARIAH LIFE INSURANCE BUSINESS

TABEL : 4.4D/ *TABLE 4.4D*
SURPLUS UNDERWRITING DANA TABARRU', TAHUN 2017
UNDERWRITING SURPLUS OF TABARRU FUND, YEAR 2017

Dalam Jutaan Rupiah
In Million Rupiah

NO.	URAIAN/*DESCRIPTIONS*	JUMLAH/ *TOTAL*
	KONTRIBUSI/*CONTRIBUTION*	
1	Kontribusi Tabarru'/Kontribusi Tanahud	1.737.616
2	Kontribusi Reasuransi/Retrosesi	310.052
3	Kontribusi Neto (1-2)	1.427.564
4	Penurunan (Kenaikan) Penyisihan Kontribusi dan PAKYBMP	(46.327)
	a. Penurunan (kenaikan) Penyisihan Kontribusi	(22.813)
	b. Penurunan (kenaikan) PAKYBMP	(23.980)
	c. Penurunan (Kenaikan) Penyisihan atas Risiko Bencana	465
5	Jumlah Pendapatan Kontribusi Neto (3+4)	1.381.236
6	PENDAPATAN UNDERWRITING	1.381.236
	BEBAN	
	BEBAN UNDERWRITING	
7	Beban Klaim	
	a. Klaim Bruto	1.236.528
	b. Klaim recovery	245.055
	c. Kenaikan (Penurunan) Penyisihan Klaim	82.576
	d. Penarikan Dana Investasi Peserta yang telah jatuh tempo	-
	e. Penarikan/Penebusan Dana Investasi Peserta (belum jt tempo)	-
8	Jumlah Beban Klaim Netto (7a-7b+7c+7d+7e)	1.074.048
9	Beban Adjuster	-
10	JUMLAH BEBAN UNDERWRITING (8+9)	1.074.048
11	JUMLAH SURPLUS (DEFISIT) UNDERWRITING (6-10)	307.188
12	a. Surplus underwriting untuk dana Perusahaan	60.054
	b. Surplus underwriting untuk Peserta	27.904
13	Pendapatan Lain	74.203
14	Beban Lain	4.737
15	Pajak Penghasilan	49.333
16	SURPLUS (DEFISIT) UNDERWRITING SETELAH PAJAK	239.363

PERUSAHAAN ASURANSI JIWA-SYARIAH
SHARIA-LIFE INSURANCE COMPANIES

TABEL : 4.5D
PORTEPEL PER 31 DESEMBER 2017
PORTFOLIO AS AT DECEMBER 31, 2017

Cabang Asuransi : Semua Cabang Asuransi
Plan : All Plans

Dalam Jutaan Rupiah
In Million Rupiah

NO.	NAMA PERUSAHAAN *NAME OF COMPANY*	PERT. PERORANGAN *INDIVIDUAL*		PERT. KUMPULAN *GROUP*		JUMLAH *TOTAL*	
		Jumlah Polis *No. of Policies*	Jml. Uang Pert. *Sum Insured*	Jumlah Peserta *No. of Insured*	Jml. Uang Pert. *Sum Insured*	Polis/Peserta *Policies/Insured*	Jml. Uang Pert. *Sum Insured*
(1)	(2)	(3)	(4)	(5)	(6)	(7)	(8)
	SWASTA NASIONAL / *PRIVATE* :						
1	PT ASURANSI JIWA SYARIAH AL AMIN	-	-	923.874	13.758.307	923.874	13.758.307
2	PT ASURANSI JIWA AMANAHJIWA GIRI ARTHA	-	-	-	2.783.651	-	2.783.651
3	PT ASURANSI JIWA SYARIAH JASA MITRA ABADI	144	1.410	69.421	3.007.400	69.565	3.008.810
4	PT ASURANSI SYARIAH KELUARGA INDONESIA	-	-	455.714	2.827.455	455.714	2.827.455
5	PT ASURANSI JIWA SYARIAH BUMIPUTERA	109.463	2.854.108	21.703	1.312.176	131.166	4.166.284
6	ASURANSI JIWA BERSAMA BUMIPUTERA 1912	-	-	-	-	-	-
7	PT ASURANSI BRI LIFE (d/h PT ASURANSI JIWA BRINGIN JIWA SEJAHTERA)	12.186	488.583	798.359	18.014.280	810.545	18.502.863
8	PT ASURANSI JIWA CENTRAL ASIA RAYA	600	36.417	103.626	6.765.010	104.226	6.801.427
9	PT ASURANSI SIMAS JIWA (d/h PT ASURANSI JIWA MEGA LIFE)	523	19.855	104.231	13.345.362	104.754	13.365.217
10	PT BNI LIFE INSURANCE	5.950	253.365	293.256	27.623.321	299.206	27.876.686
11	PT FWD LIFE INDONESIA (d/h PT FINANCIAL WIRAMITRA DANADYAKSA)	3.390	1.210.777	40	11.158	3.430	1.221.935
12	PT ASURANSI JIWA ADISARANA WANAARTHA	140	96.440	133	-	273	96.440
13	PT ASURANSI JIWA MEGA INDONESIA	212	55.177	-	-	212	55.177
14	PT CAPITAL LIFE SYARIAH	759	594.878	10.155	-	10.914	594.878
15	PT ASURANSI JIWA RELIANCE INDONESIA	-	-	-	-	-	-
	JUMLAH / *SUB TOTAL*	**133.367**	**5.611.009**	**2.780.512**	**89.448.120**	**2.913.879**	**95.059.129**
	PATUNGAN / *JOINT VENTURE* :						
1	PT ASURANSI TAKAFUL KELUARGA	105.885	4.807.517	459.975	33.288.934	565.860	38.096.451
2	PT AVRIST ASSURANCE	5.205	648.718	77.983	3.301.632	83.188	3.950.350
3	PT ALLIANZ LIFE INDONESIA	118.695	31.281.167	2.613.941	9.536.589	2.732.636	40.817.755
4	PT ASURANSI JIWA SINAR MAS MSIG	146.825	16.708.438	73.861	23.490.020	220.686	40.198.458
5	PT GREAT EASTERN LIFE INDONESIA	748	60.038	-	-	748	60.038
6	PT TOKIO MARINE LIFE INDONESIA	1.322	94.648	-	-	1.322	94.648
7	PT PRUDENTIAL LIFE ASSURANCE	516.683	130.840.520	5.281	935.427	521.964	131.775.947
8	PT AXA MANDIRI FINANCIAL SERVICES	59.528	4.533.389	-	-	59.528	4.533.389
9	PT ASURANSI JIWA MANULIFE INDONESIA	19.620	5.933.642	28.427	2.884.837	48.047	8.818.479
10	PT PANIN DAI-ICHI LIFE	3.751	841.152	30.982	26.006	34.733	867.158
11	PT AIA FINANCIAL	212.016	14.325.133	12.209	5.300.974	224.225	19.626.107
12	PT AXA FINANCIAL INDONESIA	4.593	898.401	-	-	4.593	898.401
13	PT SUN LIFE FINANCIAL INDONESIA	18.103	3.096.687	58.784	1.680.201	76.887	4.776.887
14	PT CHUBB LIFE INSURANCE INDONESIA (d/h PT ACE LIFE ASSURANCE)	1.169	71.939	-	-	1.169	71.939
15	PT ASURANSI JIWA GENERALI INDONESIA	76	58.634	-	-	76	58.634
	JUMLAH / *SUB TOTAL*	**1.214.219**	**214.200.022**	**3.361.443**	**80.444.621**	**4.575.662**	**294.644.643**
	JUMLAH KESELURUHAN / *GRAND TOTAL*	**1.347.586**	**219.811.031**	**6.141.955**	**169.892.741**	**7.489.541**	**389.703.772**

PERUSAHAAN ASURANSI JIWA-SYARIAH
SHARIA-LIFE INSURANCE COMPANIES

TABEL : 4.5D.1
PORTEPEL PER 31 DESEMBER 2017
PORTFOLIO AS AT DECEMBER 31, 2017

Cabang Asuransi : Kematian Berjangka
Plan : Term Insurances

Dalam Jutaan Rupiah
In Million Rupiah

NO.	NAMA PERUSAHAAN *NAME OF COMPANY*	PERT. PERORANGAN *INDIVIDUAL*		PERT. KUMPULAN *GROUP*		J U M L A H *TOTAL*	
		Jumlah Polis *No. of Policies*	Jml. Uang Pert. *Sum Insured*	Jumlah Peserta *No. of Insured*	Jml. Uang Pert. *Sum Insured*	Polis/Peserta *Policies/Insured*	Jml. Uang Pert. *Sum Insured*
(1)	(2)	(3)	(4)	(5)	(6)	(7)	(8)
	SWASTA NASIONAL / *PRIVATE* :						
1	PT ASURANSI JIWA SYARIAH AL AMIN	-	-	905.365	13.630.037	905.365	13.630.037
2	PT ASURANSI JIWA AMANAHJIWA GIRI ARTHA	-	-	-	2.780.334	-	2.780.334
3	PT ASURANSI JIWA SYARIAH JASA MITRA ABADI	128	640	69.421	3.007.400	69.549	3.008.040
4	PT ASURANSI SYARIAH KELUARGA INDONESIA	-	-	452.119	2.820.341	452.119	2.820.341
5	PT ASURANSI JIWA SYARIAH BUMIPUTERA	-	-	21.267	1.309.751	21.267	1.309.751
6	ASURANSI JIWA BERSAMA BUMIPUTERA 1912	-	-	-	-	-	-
7	PT ASURANSI BRI LIFE (d/h PT ASURANSI JIWA BRINGIN JIWA SEJAHTERA)	5.064	356.374	794.393	18.001.093	799.457	18.357.467
8	PT ASURANSI JIWA CENTRAL ASIA RAYA	-	-	103.626	6.765.010	103.626	6.765.010
9	PT ASURANSI SIMAS JIWA (d/h PT ASURANSI JIWA MEGA LIFE)	-	-	104.231	13.345.362	104.231	13.345.362
10	PT BNI LIFE INSURANCE	-	-	224.245	24.167.483	224.245	24.167.483
11	PT FWD LIFE INDONESIA (d/h PT FINANCIAL WIRAMITRA DANADYAKSA)	-	-	40	11.158	40	11.158
12	PT ASURANSI JIWA ADISARANA WANAARTHA	-	-	133	-	133	-
13	PT ASURANSI JIWA MEGA INDONESIA	-	-	-	-	-	-
14	PT CAPITAL LIFE SYARIAH	-	-	10.155	-	10.155	-
15	PT ASURANSI JIWA RELIANCE INDONESIA	-	-	-	-	-	-
	JUMLAH / *SUB TOTAL*	**5.192**	**357.014**	**2.684.995**	**85.837.969**	**2.690.187**	**86.194.983**
	PATUNGAN / *JOINT VENTURE* :						
1	PT ASURANSI TAKAFUL KELUARGA	1.743	381.084	411.690	33.094.723	413.433	33.475.807
2	PT AVRIST ASSURANCE	-	-	51.252	2.686.030	51.252	2.686.030
3	PT ALLIANZ LIFE INDONESIA	5.312	791.271	2.613.941	9.536.589	2.619.253	10.327.860
4	PT ASURANSI JIWA SINAR MAS MSIG	-	-	69.479	23.335.178	69.479	23.335.178
5	PT GREAT EASTERN LIFE INDONESIA	748	60.038	-	-	748	60.038
6	PT TOKIO MARINE LIFE INDONESIA	-	-	-	-	-	-
7	PT PRUDENTIAL LIFE ASSURANCE	-	-	-	-	-	-
8	PT AXA MANDIRI FINANCIAL SERVICES	4.632	30.123	-	-	4.632	30.123
9	PT ASURANSI JIWA MANULIFE INDONESIA	-	62.400	28.427	2.884.837	28.427	2.947.238
10	PT PANIN DAI-ICHI LIFE	-	-	4.981	26.001	4.981	26.001
11	PT AIA FINANCIAL	-	-	12.209	5.300.974	12.209	5.300.974
12	PT AXA FINANCIAL INDONESIA	-	-	-	-	-	-
13	PT SUN LIFE FINANCIAL INDONESIA	-	-	58.441	1.680.070	58.441	1.680.070
14	PT CHUBB LIFE INSURANCE INDONESIA (d/h PT ACE LIFE ASSURANCE)	-	-	-	-	-	-
15	PT ASURANSI JIWA GENERALI INDONESIA	-	-	-	-	-	-
	JUMLAH / *SUB TOTAL*	**12.435**	**1.324.916**	**3.250.420**	**78.544.402**	**3.262.855**	**79.869.318**
	JUMLAH KESELURUHAN / *GRAND TOTAL*	**17.627**	**1.681.930**	**5.935.415**	**164.382.372**	**5.953.042**	**166.064.301**

PERUSAHAAN ASURANSI JIWA-SYARIAH
SHARIA-LIFE INSURANCE COMPANIES

TABEL : 4.5D.2
PORTEPEL PER 31 DESEMBER 2017
PORTFOLIO AS AT DECEMBER 31, 2017

Cabang Asuransi : Dwiguna
Plan : Endowment

Dalam Jutaan Rupiah
In Million Rupiah

NO.	NAMA PERUSAHAAN *NAME OF COMPANY*	PERT. PERORANGAN *INDIVIDUAL*		PERT. KUMPULAN *GROUP*		JUMLAH *TOTAL*	
		Jumlah Polis *No. of Policies*	Jml. Uang Pert. *Sum Insured*	Jumlah Peserta *No. of Insured*	Jml. Uang Pert. *Sum Insured*	Polis/Peserta *Policies/Insured*	Jml. Uang Pert. *Sum Insured*
(1)	(2)	(3)	(4)	(5)	(6)	(7)	(8)
	SWASTA NASIONAL / *PRIVATE* :						
1	PT ASURANSI JIWA SYARIAH AL AMIN	-	-	-	-	-	-
2	PT ASURANSI JIWA AMANAHJIWA GIRI ARTHA	-	-	-	-	-	-
3	PT ASURANSI JIWA SYARIAH JASA MITRA ABADI	15	630	-	-	15	630
4	PT ASURANSI SYARIAH KELUARGA INDONESIA	-	-	-	-	-	-
5	PT ASURANSI JIWA SYARIAH BUMIPUTERA	108.438	2.822.470	254	638	108.692	2.823.108
6	ASURANSI JIWA BERSAMA BUMIPUTERA 1912	-	-	-	-	-	-
7	PT ASURANSI BRI LIFE (d/h PT ASURANSI JIWA BRINGIN JIWA SEJAHTERA)	7.122	132.209	3.966	13.187	11.088	145.395
8	PT ASURANSI JIWA CENTRAL ASIA RAYA	63	1.795	-	-	63	1.795
9	PT ASURANSI SIMAS JIWA (d/h PT ASURANSI JIWA MEGA LIFE)	-	-	-	-	-	-
10	PT BNI LIFE INSURANCE	-	-	-	-	-	-
11	PT FWD LIFE INDONESIA (d/h PT FINANCIAL WIRAMITRA DANADYAKSA)	-	-	-	-	-	-
12	PT ASURANSI JIWA ADISARANA WANAARTHA	-	-	-	-	-	-
13	PT ASURANSI JIWA MEGA INDONESIA	-	-	-	-	-	-
14	PT CAPITAL LIFE SYARIAH	759	594.878	-	-	759	594.878
15	PT ASURANSI JIWA RELIANCE INDONESIA	-	-	-	-	-	-
	JUMLAH / *SUB TOTAL*	**116.397**	**3.551.982**	**4.220**	**13.825**	**120.617**	**3.565.807**
	PATUNGAN / *JOINT VENTURE* :						
1	PT ASURANSI TAKAFUL KELUARGA	62.221	2.118.848	7.261	56.792	69.482	2.175.639
2	PT AVRIST ASSURANCE	-	-	-	-	-	-
3	PT ALLIANZ LIFE INDONESIA	-	-	-	-	-	-
4	PT ASURANSI JIWA SINAR MAS MSIG	1.927	453.024	-	-	1.927	453.024
5	PT GREAT EASTERN LIFE INDONESIA	-	-	-	-	-	-
6	PT TOKIO MARINE LIFE INDONESIA	86	2.323	-	-	86	2.323
7	PT PRUDENTIAL LIFE ASSURANCE	-	-	-	-	-	-
8	PT AXA MANDIRI FINANCIAL SERVICES	-	-	-	-	-	-
9	PT ASURANSI JIWA MANULIFE INDONESIA	-	-	-	-	-	-
10	PT PANIN DAI-ICHI LIFE	55	2.874	-	-	55	2.874
11	PT AIA FINANCIAL	-	-	-	-	-	-
12	PT AXA FINANCIAL INDONESIA	-	-	-	-	-	-
13	PT SUN LIFE FINANCIAL INDONESIA	-	-	-	-	-	-
14	PT CHUBB LIFE INSURANCE INDONESIA (d/h PT ACE LIFE ASSURANCE)	-	-	-	-	-	-
15	PT ASURANSI JIWA GENERALI INDONESIA	-	-	-	-	-	-
	JUMLAH / *SUB TOTAL*	**64.289**	**2.577.068**	**7.261**	**56.792**	**71.550**	**2.633.860**
	JUMLAH KESELURUHAN / *GRAND TOTAL*	**180.686**	**6.129.050**	**11.481**	**70.617**	**192.167**	**6.199.667**

PERUSAHAAN ASURANSI JIWA-SYARIAH
SHARIA-LIFE INSURANCE COMPANIES

TABEL : 4.5D.3
PORTEPEL PER 31 DESEMBER 2017
PORTFOLIO AS AT DECEMBER 31, 2017

Cabang Asuransi : Seumur Hidup
Plan : Whole Life

Dalam Jutaan Rupiah
In Million Rupiah

NO.	NAMA PERUSAHAAN *NAME OF COMPANY*	PERT. PERORANGAN *INDIVIDUAL*		PERT. KUMPULAN *GROUP*		J U M L A H *TOTAL*	
		Jumlah Polis *No. of Policies*	Jml. Uang Pert. *Sum Insured*	Jumlah Peserta *No. of Insured*	Jml. Uang Pert. *Sum Insured*	Polis/Peserta *Policies/Insured*	Jml. Uang Pert. *Sum Insured*
(1)	(2)	(3)	(4)	(5)	(6)	(7)	(8)
	SWASTA NASIONAL / *PRIVATE* :						
1	PT ASURANSI JIWA SYARIAH AL AMIN	-	-	-	-	-	-
2	PT ASURANSI JIWA AMANAHJIWA GIRI ARTHA	-	-	-	-	-	-
3	PT ASURANSI JIWA SYARIAH JASA MITRA ABADI	-	-	-	-	-	-
4	PT ASURANSI SYARIAH KELUARGA INDONESIA	-	-	-	-	-	-
5	PT ASURANSI JIWA SYARIAH BUMIPUTERA	-	-	-	-	-	-
6	ASURANSI JIWA BERSAMA BUMIPUTERA 1912	-	-	-	-	-	-
7	PT ASURANSI BRI LIFE (d/h PT ASURANSI JIWA BRINGIN JIWA SEJAHTERA)	-	-	-	-	-	-
8	PT ASURANSI JIWA CENTRAL ASIA RAYA	-	-	-	-	-	-
9	PT ASURANSI SIMAS JIWA (d/h PT ASURANSI JIWA MEGA LIFE)	-	-	-	-	-	-
10	PT BNI LIFE INSURANCE	-	-	-	-	-	-
11	PT FWD LIFE INDONESIA (d/h PT FINANCIAL WIRAMITRA DANADYAKSA)	-	-	-	-	-	-
12	PT ASURANSI JIWA ADISARANA WANAARTHA	140	96.440	-	-	140	96.440
13	PT ASURANSI JIWA MEGA INDONESIA	-	-	-	-	-	-
14	PT CAPITAL LIFE SYARIAH	-	-	-	-	-	-
15	PT ASURANSI JIWA RELIANCE INDONESIA	-	-	-	-	-	-
	JUMLAH / *SUB TOTAL*	**140**	**96.440**	**-**	**-**	**140**	**96.440**
	PATUNGAN / JOINT VENTURE :						
1	PT ASURANSI TAKAFUL KELUARGA	-	-	-	-	-	-
2	PT AVRIST ASSURANCE	-	-	-	-	-	-
3	PT ALLIANZ LIFE INDONESIA	-	-	-	-	-	-
4	PT ASURANSI JIWA SINAR MAS MSIG	-	-	-	-	-	-
5	PT GREAT EASTERN LIFE INDONESIA	-	-	-	-	-	-
6	PT TOKIO MARINE LIFE INDONESIA	-	-	-	-	-	-
7	PT PRUDENTIAL LIFE ASSURANCE	-	-	-	-	-	-
8	PT AXA MANDIRI FINANCIAL SERVICES	-	-	-	-	-	-
9	PT ASURANSI JIWA MANULIFE INDONESIA	-	-	-	-	-	-
10	PT PANIN DAI-ICHI LIFE	-	-	-	-	-	-
11	PT AIA FINANCIAL	-	-	-	-	-	-
12	PT AXA FINANCIAL INDONESIA	-	-	-	-	-	-
13	PT SUN LIFE FINANCIAL INDONESIA	-	-	-	-	-	-
14	PT CHUBB LIFE INSURANCE INDONESIA (d/h PT ACE LIFE ASSURANCE)	-	-	-	-	-	-
15	PT ASURANSI JIWA GENERALI INDONESIA	-	-	-	-	-	-
	JUMLAH / *SUB TOTAL*	-	-	-	-	-	-
	JUMLAH KESELURUHAN / *GRAND TOTAL*	**140**	**96.440**	**-**	**-**	**140**	**96.440**

PERUSAHAAN ASURANSI JIWA-SYARIAH
SHARIA-LIFE INSURANCE COMPANIES

TABEL : 4.5D.4
PORTEPEL PER 31 DESEMBER 2017
PORTFOLIO AS AT DECEMBER 31, 2017

Cabang Asuransi : Anuitas
Plan : Annuity

Dalam Jutaan Rupiah
In Million Rupiah

NO.	NAMA PERUSAHAAN *NAME OF COMPANY*	PERT. PERORANGAN *INDIVIDUAL*		PERT. KUMPULAN *GROUP*		JUMLAH *TOTAL*	
		Jumlah Polis *No. of Policies*	Jml. Uang Pert. *Sum Insured*	Jumlah Peserta *No. of Insured*	Jml. Uang Pert. *Sum Insured*	Polis/Peserta *Policies/Insured*	Jml. Uang Pert. *Sum Insured*
(1)	(2)	(3)	(4)	(5)	(6)	(7)	(8)
	SWASTA NASIONAL / *PRIVATE* :						
1	PT ASURANSI JIWA SYARIAH AL AMIN	-	-	-	-	-	-
2	PT ASURANSI JIWA AMANAHJIWA GIRI ARTHA	-	-	-	-	-	-
3	PT ASURANSI JIWA SYARIAH JASA MITRA ABADI	-	-	-	-	-	-
4	PT ASURANSI SYARIAH KELUARGA INDONESIA	-	-	-	-	-	-
5	PT ASURANSI JIWA SYARIAH BUMIPUTERA	-	-	-	-	-	-
6	ASURANSI JIWA BERSAMA BUMIPUTERA 1912	-	-	-	-	-	-
7	PT ASURANSI BRI LIFE (d/h PT ASURANSI JIWA BRINGIN JIWA SEJAHTERA)	-	-	-	-	-	-
8	PT ASURANSI JIWA CENTRAL ASIA RAYA	-	-	-	-	-	-
9	PT ASURANSI SIMAS JIWA (d/h PT ASURANSI JIWA MEGA LIFE)	-	-	-	-	-	-
10	PT BNI LIFE INSURANCE	-	-	-	-	-	-
11	PT FWD LIFE INDONESIA (d/h PT FINANCIAL WIRAMITRA DANADYAKSA)	-	-	-	-	-	-
12	PT ASURANSI JIWA ADISARANA WANAARTHA	-	-	-	-	-	-
13	PT ASURANSI JIWA MEGA INDONESIA	-	-	-	-	-	-
14	PT CAPITAL LIFE SYARIAH	-	-	-	-	-	-
15	PT ASURANSI JIWA RELIANCE INDONESIA	-	-	-	-	-	-
	JUMLAH / SUB TOTAL	-	-	-	-	-	-
	PATUNGAN / JOINT VENTURE :						
1	PT ASURANSI TAKAFUL KELUARGA	-	-	-	-	-	-
2	PT AVRIST ASSURANCE	-	-	-	-	-	-
3	PT ALLIANZ LIFE INDONESIA	-	-	-	-	-	-
4	PT ASURANSI JIWA SINAR MAS MSIG	-	-	-	-	-	-
5	PT GREAT EASTERN LIFE INDONESIA	-	-	-	-	-	-
6	PT TOKIO MARINE LIFE INDONESIA	-	-	-	-	-	-
7	PT PRUDENTIAL LIFE ASSURANCE	-	-	-	-	-	-
8	PT AXA MANDIRI FINANCIAL SERVICES	-	-	-	-	-	-
9	PT ASURANSI JIWA MANULIFE INDONESIA	-	-	-	-	-	-
10	PT PANIN DAI-ICHI LIFE	-	-	-	-	-	-
11	PT AIA FINANCIAL	-	-	-	-	-	-
12	PT AXA FINANCIAL INDONESIA	-	-	-	-	-	-
13	PT SUN LIFE FINANCIAL INDONESIA	-	-	-	-	-	-
14	PT CHUBB LIFE INSURANCE INDONESIA (d/h PT ACE LIFE ASSURANCE)	-	-	-	-	-	-
15	PT ASURANSI JIWA GENERALI INDONESIA	-	-	-	-	-	-
	JUMLAH / SUB TOTAL	-	-	-	-	-	-
	JUMLAH KESELURUHAN / GRAND TOTAL	-	-	-	-	-	-

PERUSAHAAN ASURANSI JIWA-SYARIAH
SHARIA-LIFE INSURANCE COMPANIES

TABEL : 4.5D.5
PORTEPEL PER 31 DESEMBER 2017
PORTFOLIO AS AT DECEMBER 31, 2017

Cabang Asuransi : Anuitas Dana Pensiun
Plan : Pension Annuity

Dalam Jutaan Rupiah
In Million Rupiah

NO.	NAMA PERUSAHAAN *NAME OF COMPANY*	PERT. PERORANGAN *INDIVIDUAL*		PERT. KUMPULAN *GROUP*		J U M L A H *TOTAL*	
		Jumlah Polis *No. of Policies*	Jml. Uang Pert. *Sum Insured*	Jumlah Peserta *No. of Insured*	Jml. Uang Pert. *Sum Insured*	Polis/Peserta *Policies/Insured*	Jml. Uang Pert. *Sum Insured*
(1)	(2)	(3)	(4)	(5)	(6)	(7)	(8)
	SWASTA NASIONAL / *PRIVATE* :						
1	PT ASURANSI JIWA SYARIAH AL AMIN	-	-	-	-	-	-
2	PT ASURANSI JIWA AMANAHJIWA GIRI ARTHA	-	-	-	-	-	-
3	PT ASURANSI JIWA SYARIAH JASA MITRA ABADI	-	-	-	-	-	-
4	PT ASURANSI SYARIAH KELUARGA INDONESIA	-	-	-	-	-	-
5	PT ASURANSI JIWA SYARIAH BUMIPUTERA	-	-	-	-	-	-
6	ASURANSI JIWA BERSAMA BUMIPUTERA 1912	-	-	-	-	-	-
7	PT ASURANSI BRI LIFE (d/h PT ASURANSI JIWA BRINGIN JIWA SEJAHTERA)	-	-	-	-	-	-
8	PT ASURANSI JIWA CENTRAL ASIA RAYA	-	-	-	-	-	-
9	PT ASURANSI SIMAS JIWA (d/h PT ASURANSI JIWA MEGA LIFE)	-	-	-	-	-	-
10	PT BNI LIFE INSURANCE	-	-	-	-	-	-
11	PT FWD LIFE INDONESIA (d/h PT FINANCIAL WIRAMITRA DANADYAKSA)	-	-	-	-	-	-
12	PT ASURANSI JIWA ADISARANA WANAARTHA	-	-	-	-	-	-
13	PT ASURANSI JIWA MEGA INDONESIA	-	-	-	-	-	-
14	PT CAPITAL LIFE SYARIAH	-	-	-	-	-	-
15	PT ASURANSI JIWA RELIANCE INDONESIA	-	-	-	-	-	-
	JUMLAH / SUB TOTAL	-	-	-	-	-	-
	PATUNGAN / JOINT VENTURE :						
1	PT ASURANSI TAKAFUL KELUARGA	-	-	-	-	-	-
2	PT AVRIST ASSURANCE	-	-	-	-	-	-
3	PT ALLIANZ LIFE INDONESIA	-	-	-	-	-	-
4	PT ASURANSI JIWA SINAR MAS MSIG	-	-	-	-	-	-
5	PT GREAT EASTERN LIFE INDONESIA	-	-	-	-	-	-
6	PT TOKIO MARINE LIFE INDONESIA	-	-	-	-	-	-
7	PT PRUDENTIAL LIFE ASSURANCE	-	-	-	-	-	-
8	PT AXA MANDIRI FINANCIAL SERVICES	-	-	-	-	-	-
9	PT ASURANSI JIWA MANULIFE INDONESIA	-	-	-	-	-	-
10	PT PANIN DAI-ICHI LIFE	-	-	-	-	-	-
11	PT AIA FINANCIAL	-	-	-	-	-	-
12	PT AXA FINANCIAL INDONESIA	-	-	-	-	-	-
13	PT SUN LIFE FINANCIAL INDONESIA	-	-	-	-	-	-
14	PT CHUBB LIFE INSURANCE INDONESIA (d/h PT ACE LIFE ASSURANCE)	-	-	-	-	-	-
15	PT ASURANSI JIWA GENERALI INDONESIA	-	-	-	-	-	-
	JUMLAH / SUB TOTAL	-	-	-	-	-	-
	JUMLAH KESELURUHAN / GRAND TOTAL	-	-	-	-	-	-

PERUSAHAAN ASURANSI JIWA-SYARIAH
SHARIA-LIFE INSURANCE COMPANIES

TABEL : 4.5D.6
PORTEPEL PER 31 DESEMBER 2017
PORTFOLIO AS AT DECEMBER 31, 2017

Cabang Asuransi : Kecelakaan Diri
Plan : Personal Accident

Dalam Jutaan Rupiah
In Million Rupiah

NO.	NAMA PERUSAHAAN *NAME OF COMPANY*	PERT. PERORANGAN *INDIVIDUAL*		PERT. KUMPULAN *GROUP*		JUMLAH *TOTAL*	
		Jumlah Polis *No. of Policies*	Jml. Uang Pert. *Sum Insured*	Jumlah Peserta *No. of Insured*	Jml. Uang Pert. *Sum Insured*	Polis/Peserta *Policies/Insured*	Jml. Uang Pert. *Sum Insured*
(1)	(2)	(3)	(4)	(5)	(6)	(7)	(8)
	SWASTA NASIONAL / *PRIVATE* :						
1	PT ASURANSI JIWA SYARIAH AL AMIN	-	-	18.509	128.270	18.509	128.270
2	PT ASURANSI JIWA AMANAHJIWA GIRI ARTHA	-	-	-	2.190	-	2.190
3	PT ASURANSI JIWA SYARIAH JASA MITRA ABADI	-	-	-	-	-	-
4	PT ASURANSI SYARIAH KELUARGA INDONESIA	-	-	756	7.114	756	7.114
5	PT ASURANSI JIWA SYARIAH BUMIPUTERA	-	-	182	1.786	182	1.786
6	ASURANSI JIWA BERSAMA BUMIPUTERA 1912	-	-	-	-	-	-
7	PT ASURANSI BRI LIFE (d/h PT ASURANSI JIWA BRINGIN JIWA SEJAHTERA)	-	-	-	-	-	-
8	PT ASURANSI JIWA CENTRAL ASIA RAYA	-	-	-	-	-	-
9	PT ASURANSI SIMAS JIWA (d/h PT ASURANSI JIWA MEGA LIFE)	-	-	-	-	-	-
10	PT BNI LIFE INSURANCE	-	-	5.774	3.407.549	5.774	3.407.549
11	PT FWD LIFE INDONESIA (d/h PT FINANCIAL WIRAMITRA DANADYAKSA)	-	-	-	-	-	-
12	PT ASURANSI JIWA ADISARANA WANAARTHA	-	-	-	-	-	-
13	PT ASURANSI JIWA MEGA INDONESIA	-	-	-	-	-	-
14	PT CAPITAL LIFE SYARIAH	-	-	-	-	-	-
15	PT ASURANSI JIWA RELIANCE INDONESIA	-	-	-	-	-	-
	JUMLAH / *SUB TOTAL*	**-**	**-**	**25.221**	**3.546.910**	**25.221**	**3.546.910**
	PATUNGAN / *JOINT VENTURE* :						
1	PT ASURANSI TAKAFUL KELUARGA	8	1.645	9.584	135.122	9.592	136.767
2	PT AVRIST ASSURANCE	-	-	12.375	615.602	12.375	615.602
3	PT ALLIANZ LIFE INDONESIA	-	-	-	-	-	-
4	PT ASURANSI JIWA SINAR MAS MSIG	125.680	15.416.425	4.382	154.842	130.062	15.571.267
5	PT GREAT EASTERN LIFE INDONESIA	-	-	-	-	-	-
6	PT TOKIO MARINE LIFE INDONESIA	777	43.300	-	-	777	43.300
7	PT PRUDENTIAL LIFE ASSURANCE	-	27.949.963	-	349.947	-	28.299.910
8	PT AXA MANDIRI FINANCIAL SERVICES	-	-	-	-	-	-
9	PT ASURANSI JIWA MANULIFE INDONESIA	-	1.234.168	-	-	-	1.234.168
10	PT PANIN DAI-ICHI LIFE	-	-	-	5	-	5
11	PT AIA FINANCIAL	-	35.690	-	-	-	35.690
12	PT AXA FINANCIAL INDONESIA	-	-	-	-	-	-
13	PT SUN LIFE FINANCIAL INDONESIA	-	-	343	131	343	131
14	PT CHUBB LIFE INSURANCE INDONESIA (d/h PT ACE LIFE ASSURANCE)	-	-	-	-	-	-
15	PT ASURANSI JIWA GENERALI INDONESIA	-	-	-	-	-	-
	JUMLAH / *SUB TOTAL*	**126.465**	**44.681.190**	**26.684**	**1.255.648**	**153.149**	**45.936.838**
	JUMLAH KESELURUHAN / *GRAND TOTAL*	**126.465**	**44.681.190**	**51.905**	**4.802.558**	**178.370**	**49.483.748**

PERUSAHAAN ASURANSI JIWA-SYARIAH
SHARIA-LIFE INSURANCE COMPANIES

TABEL : 4.5D.7
PORTEPEL PER 31 DESEMBER 2017
PORTFOLIO AS AT DECEMBER 31, 2017

Cabang Asuransi : Kesehatan
Plan : Health

Dalam Jutaan Rupiah
In Million Rupiah

NO.	NAMA PERUSAHAAN *NAME OF COMPANY*	PERT. PERORANGAN *INDIVIDUAL*		PERT. KUMPULAN *GROUP*		J U M L A H *TOTAL*	
		Jumlah Polis *No. of Policies*	Jml. Uang Pert. *Sum Insured*	Jumlah Peserta *No. of Insured*	Jml. Uang Pert. *Sum Insured*	Polis/Peserta *Policies/Insured*	Jml. Uang Pert. *Sum Insured*
(1)	(2)	(3)	(4)	(5)	(6)	(7)	(8)
	SWASTA NASIONAL / *PRIVATE* :						
1	PT ASURANSI JIWA SYARIAH AL AMIN	-	-	-	-	-	-
2	PT ASURANSI JIWA AMANAHJIWA GIRI ARTHA	-	-	-	-	-	-
3	PT ASURANSI JIWA SYARIAH JASA MITRA ABADI	1	140	-	-	1	140
4	PT ASURANSI SYARIAH KELUARGA INDONESIA	-	-	2.839	-	2.839	-
5	PT ASURANSI JIWA SYARIAH BUMIPUTERA	-	-	-	-	-	-
6	ASURANSI JIWA BERSAMA BUMIPUTERA 1912	-	-	-	-	-	-
7	PT ASURANSI BRI LIFE (d/h PT ASURANSI JIWA BRINGIN JIWA SEJAHTERA)	-	-	-	-	-	-
8	PT ASURANSI JIWA CENTRAL ASIA RAYA	-	-	-	-	-	-
9	PT ASURANSI SIMAS JIWA (d/h PT ASURANSI JIWA MEGA LIFE)	125	1.660	-	-	125	1.660
10	PT BNI LIFE INSURANCE	-	-	61.630	-	61.630	-
11	PT FWD LIFE INDONESIA (d/h PT FINANCIAL WIRAMITRA DANADYAKSA)	-	-	-	-	-	-
12	PT ASURANSI JIWA ADISARANA WANAARTHA	-	-	-	-	-	-
13	PT ASURANSI JIWA MEGA INDONESIA	-	-	-	-	-	-
14	PT CAPITAL LIFE SYARIAH	-	-	-	-	-	-
15	PT ASURANSI JIWA RELIANCE INDONESIA	-	-	-	-	-	-
	JUMLAH / *SUB TOTAL*	**126**	**1.800**	**64.469**	**-**	**64.595**	**1.800**
	PATUNGAN / *JOINT VENTURE* :						
1	PT ASURANSI TAKAFUL KELUARGA	29	400	31.234	-	31.263	400
2	PT AVRIST ASSURANCE	-	-	14.356	-	14.356	-
3	PT ALLIANZ LIFE INDONESIA	1.391	-	-	-	1.391	-
4	PT ASURANSI JIWA SINAR MAS MSIG	3.983	1.911	-	-	3.983	1.911
5	PT GREAT EASTERN LIFE INDONESIA	-	-	-	-	-	-
6	PT TOKIO MARINE LIFE INDONESIA	81	13.420	-	-	81	13.420
7	PT PRUDENTIAL LIFE ASSURANCE	-	43.027.542	-	131.685	-	43.159.228
8	PT AXA MANDIRI FINANCIAL SERVICES	114	74	-	-	114	74
9	PT ASURANSI JIWA MANULIFE INDONESIA	2.378	245.435	-	-	2.378	245.435
10	PT PANIN DAI-ICHI LIFE	-	-	26.001	-	26.001	-
11	PT AIA FINANCIAL	-	52.392	-	-	-	52.392
12	PT AXA FINANCIAL INDONESIA	-	-	-	-	-	-
13	PT SUN LIFE FINANCIAL INDONESIA	-	-	-	-	-	-
14	PT CHUBB LIFE INSURANCE INDONESIA (d/h PT ACE LIFE ASSURANCE)	-	-	-	-	-	-
15	PT ASURANSI JIWA GENERALI INDONESIA	-	-	-	-	-	-
	JUMLAH / SUB TOTAL	**7.976**	**43.341.174**	**71.591**	**131.685**	**79.567**	**43.472.859**
	JUMLAH KESELURUHAN / *GRAND TOTAL*	**8.102**	**43.342.974**	**136.060**	**131.685**	**144.162**	**43.474.659**

PERUSAHAAN ASURANSI JIWA-SYARIAH
SHARIA-LIFE INSURANCE COMPANIES

TABEL : 4.5D.8
PORTEPEL PER 31 DESEMBER 2017
PORTFOLIO AS AT DECEMBER 31, 2017

Cabang Asuransi : Produk Lain
Plan : Other Product

Dalam Jutaan Rupiah
In Million Rupiah

NO.	NAMA PERUSAHAAN *NAME OF COMPANY*	PERT. PERORANGAN *INDIVIDUAL*		PERT. KUMPULAN *GROUP*		JUMLAH *TOTAL*	
		Jumlah Polis *No. of Policies*	Jml. Uang Pert. *Sum Insured*	Jumlah Peserta *No. of Insured*	Jml. Uang Pert. *Sum Insured*	Polis/Peserta *Policies/Insured*	Jml. Uang Pert. *Sum Insured*
(1)	(2)	(3)	(4)	(5)	(6)	(7)	(8)
	SWASTA NASIONAL / *PRIVATE :*						
1	PT ASURANSI JIWA SYARIAH AL AMIN	-	-	-	-	-	-
2	PT ASURANSI JIWA AMANAHJIWA GIRI ARTHA	-	-	-	-	-	-
3	PT ASURANSI JIWA SYARIAH JASA MITRA ABADI	-	-	-	-	-	-
4	PT ASURANSI SYARIAH KELUARGA INDONESIA	-	-	-	-	-	-
5	PT ASURANSI JIWA SYARIAH BUMIPUTERA	-	-	-	-	-	-
6	ASURANSI JIWA BERSAMA BUMIPUTERA 1912	-	-	-	-	-	-
7	PT ASURANSI BRI LIFE (d/h PT ASURANSI JIWA BRINGIN JIWA SEJAHTERA)	-	-	-	-	-	-
8	PT ASURANSI JIWA CENTRAL ASIA RAYA	-	-	-	-	-	-
9	PT ASURANSI SIMAS JIWA (d/h PT ASURANSI JIWA MEGA LIFE)	-	-	-	-	-	-
10	PT BNI LIFE INSURANCE	-	-	-	-	-	-
11	PT FWD LIFE INDONESIA (d/h PT FINANCIAL WIRAMITRA DANADYAKSA)	-	-	-	-	-	-
12	PT ASURANSI JIWA ADISARANA WANAARTHA	-	-	-	-	-	-
13	PT ASURANSI JIWA MEGA INDONESIA	-	-	-	-	-	-
14	PT CAPITAL LIFE SYARIAH	-	-	-	-	-	-
15	PT ASURANSI JIWA RELIANCE INDONESIA	-	-	-	-	-	-
	JUMLAH / *SUB TOTAL*						
	PATUNGAN / JOINT VENTURE :						
1	PT ASURANSI TAKAFUL KELUARGA	-	-	-	-	-	-
2	PT AVRIST ASSURANCE	-	-	-	-	-	-
3	PT ALLIANZ LIFE INDONESIA	-	-	-	-	-	-
4	PT ASURANSI JIWA SINAR MAS MSIG	-	-	-	-	-	-
5	PT GREAT EASTERN LIFE INDONESIA	-	-	-	-	-	-
6	PT TOKIO MARINE LIFE INDONESIA	-	-	-	-	-	-
7	PT PRUDENTIAL LIFE ASSURANCE	-	-	-	-	-	-
8	PT AXA MANDIRI FINANCIAL SERVICES	-	-	-	-	-	-
9	PT ASURANSI JIWA MANULIFE INDONESIA	-	-	-	-	-	-
10	PT PANIN DAI-ICHI LIFE	-	-	-	-	-	-
11	PT AIA FINANCIAL	-	-	-	-	-	-
12	PT AXA FINANCIAL INDONESIA	-	-	-	-	-	-
13	PT SUN LIFE FINANCIAL INDONESIA	-	-	-	-	-	-
14	PT CHUBB LIFE INSURANCE INDONESIA (d/h PT ACE LIFE ASSURANCE)	-	-	-	-	-	-
15	PT ASURANSI JIWA GENERALI INDONESIA	-	-	-	-	-	-
	JUMLAH / SUB TOTAL	-	-	-	-	-	-
	JUMLAH KESELURUHAN / *GRAND TOTAL*	-	-	-	-	-	-

PERUSAHAAN ASURANSI JIWA-SYARIAH
SHARIA-LIFE INSURANCE COMPANIES

TABEL : 4.5D.9
PORTEPEL PER 31 DESEMBER 2017
PORTFOLIO AS AT DECEMBER 31, 2017

Cabang Asuransi : Produk Investasi
Plan : Investment Product

Dalam Jutaan Rupiah
In Million Rupiah

NO.	NAMA PERUSAHAAN *NAME OF COMPANY*	PERT. PERORANGAN *INDIVIDUAL*		PERT. KUMPULAN *GROUP*		J U M L A H *TOTAL*	
		Jumlah Polis *No. of Policies*	Jml. Uang Pert. *Sum Insured*	Jumlah Peserta *No. of Insured*	Jml. Uang Pert. *Sum Insured*	Polis/Peserta *Policies/Insured*	Jml. Uang Pert. *Sum Insured*
(1)	(2)	(3)	(4)	(5)	(6)	(7)	(8)
	SWASTA NASIONAL / *PRIVATE* :						
1	PT ASURANSI JIWA SYARIAH AL AMIN	-	-	-	-	-	-
2	PT ASURANSI JIWA AMANAHJIWA GIRI ARTHA	-	-	-	1.128	-	1.128
3	PT ASURANSI JIWA SYARIAH JASA MITRA ABADI	-	-	-	-	-	-
4	PT ASURANSI SYARIAH KELUARGA INDONESIA	-	-	-	-	-	-
5	PT ASURANSI JIWA SYARIAH BUMIPUTERA	1.025	31.638	-	-	1.025	31.638
6	ASURANSI JIWA BERSAMA BUMIPUTERA 1912	-	-	-	-	-	-
7	PT ASURANSI BRI LIFE (d/h PT ASURANSI JIWA BRINGIN JIWA SEJAHTERA)	-	-	-	-	-	-
8	PT ASURANSI JIWA CENTRAL ASIA RAYA	537	34.622	-	-	537	34.622
9	PT ASURANSI SIMAS JIWA (d/h PT ASURANSI JIWA MEGA LIFE)	398	18.195	-	-	398	18.195
10	PT BNI LIFE INSURANCE	5.950	253.365	1.607	48.289	7.557	301.653
11	PT FWD LIFE INDONESIA (d/h PT FINANCIAL WIRAMITRA DANADYAKSA)	3.390	1.210.777	-	-	3.390	1.210.777
12	PT ASURANSI JIWA ADISARANA WANAARTHA	-	-	-	-	-	-
13	PT ASURANSI JIWA MEGA INDONESIA	212	55.177	-	-	212	55.177
14	PT CAPITAL LIFE SYARIAH	-	-	-	-	-	-
15	PT ASURANSI JIWA RELIANCE INDONESIA	-	-	-	-	-	-
	JUMLAH / *SUB TOTAL*	**11.512**	**1.603.773**	**1.607**	**49.416**	**13.119**	**1.653.189**
	PATUNGAN / *JOINT VENTURE* :						
1	PT ASURANSI TAKAFUL KELUARGA	41.884	2.305.540	206	2.298	42.090	2.307.838
2	PT AVRIST ASSURANCE	5.205	648.718	-	-	5.205	648.718
3	PT ALLIANZ LIFE INDONESIA	111.992	30.489.896	-	-	111.992	30.489.896
4	PT ASURANSI JIWA SINAR MAS MSIG	15.235	837.080	-	-	15.235	837.080
5	PT GREAT EASTERN LIFE INDONESIA	-	-	-	-	-	-
6	PT TOKIO MARINE LIFE INDONESIA	378	35.606	-	-	378	35.606
7	PT PRUDENTIAL LIFE ASSURANCE	516.683	59.863.015	5.281	453.795	521.964	60.316.810
8	PT AXA MANDIRI FINANCIAL SERVICES	54.782	4.503.192	-	-	54.782	4.503.192
9	PT ASURANSI JIWA MANULIFE INDONESIA	17.242	4.391.639	-	-	17.242	4.391.639
10	PT PANIN DAI-ICHI LIFE	3.696	838.278	-	-	3.696	838.278
11	PT AIA FINANCIAL	212.016	14.237.051	-	-	212.016	14.237.051
12	PT AXA FINANCIAL INDONESIA	4.593	898.401	-	-	4.593	898.401
13	PT SUN LIFE FINANCIAL INDONESIA	18.103	3.096.687	-	-	18.103	3.096.687
14	PT CHUBB LIFE INSURANCE INDONESIA (d/h PT ACE LIFE ASSURANCE)	1.169	71.939	-	-	1.169	71.939
15	PT ASURANSI JIWA GENERALI INDONESIA	76	58.634	-	-	76	58.634
	JUMLAH / *SUB TOTAL*	**1.003.054**	**122.275.675**	**5.487**	**456.093**	**1.008.541**	**122.731.768**
	JUMLAH KESELURUHAN / *GRAND TOTAL*	**1.014.566**	**123.879.448**	**7.094**	**505.509**	**1.021.660**	**124.384.957**

PERUSAHAAN ASURANSI JIWA-SYARIAH
SHARIA-LIFE INSURANCE COMPANIES

TABEL : 4.5D.10
PORTEPEL PER 31 DESEMBER 2017
PORTFOLIO AS AT DECEMBER 31, 2017

Cabang Asuransi : Semua Cabang Selain Kec. Diri & Kes.
Plan : All Plans Except Personal Acc. & Health

Dalam Jutaan Rupiah
In Million Rupiah

NO.	NAMA PERUSAHAAN *NAME OF COMPANY*	PERT. PERORANGAN *INDIVIDUAL*		PERT. KUMPULAN *GROUP*		JUMLAH *TOTAL*	
		Jumlah Polis *No. of Policies*	Jml. Uang Pert. *Sum Insured*	Jumlah Peserta *No. of Insured*	Jml. Uang Pert. *Sum Insured*	Polis/Peserta *Policies/Insured*	Jml. Uang Pert. *Sum Insured*
(1)	(2)	(3)	(4)	(5)	(6)	(7)	(8)
	SWASTA NASIONAL / *PRIVATE :*						
1	PT ASURANSI JIWA SYARIAH AL AMIN	-	-	905.365	13.630.037	905.365	13.630.037
2	PT ASURANSI JIWA AMANAHJIWA GIRI ARTHA	-	-	-	2.781.461	-	2.781.461
3	PT ASURANSI JIWA SYARIAH JASA MITRA ABADI	143	1.270	69.421	3.007.400	69.564	3.008.670
4	PT ASURANSI SYARIAH KELUARGA INDONESIA	-	-	452.119	2.820.341	452.119	2.820.341
5	PT ASURANSI JIWA SYARIAH BUMIPUTERA	109.463	2.854.108	21.521	1.310.389	130.984	4.164.498
6	ASURANSI JIWA BERSAMA BUMIPUTERA 1912	-	-	-	-	-	-
7	PT ASURANSI BRI LIFE (d/h PT ASURANSI JIWA BRINGIN JIWA SEJAHTERA)	12.186	488.583	798.359	18.014.280	810.545	18.502.863
8	PT ASURANSI JIWA CENTRAL ASIA RAYA	600	36.417	103.626	6.765.010	104.226	6.801.427
9	PT ASURANSI SIMAS JIWA (d/h PT ASURANSI JIWA MEGA LIFE)	398	18.195	104.231	13.345.362	104.629	13.363.557
10	PT BNI LIFE INSURANCE	5.950	253.365	225.852	24.215.772	231.802	24.469.137
11	PT FWD LIFE INDONESIA (d/h PT FINANCIAL WIRAMITRA DANADYAKSA)	3.390	1.210.777	40	11.158	3.430	1.221.935
12	PT ASURANSI JIWA ADISARANA WANAARTHA	140	96.440	133	-	273	96.440
13	PT ASURANSI JIWA MEGA INDONESIA	212	55.177	-	-	212	55.177
14	PT CAPITAL LIFE SYARIAH	759	594.878	10.155	-	10.914	594.878
15	PT ASURANSI JIWA RELIANCE INDONESIA	-	-	-	-	-	-
	JUMLAH / SUB TOTAL	**133.241**	**5.609.209**	**2.690.822**	**85.901.210**	**2.824.063**	**91.510.420**
	PATUNGAN / JOINT VENTURE :						
1	PT ASURANSI TAKAFUL KELUARGA	105.848	4.805.472	419.157	33.153.813	525.005	37.959.285
2	PT AVRIST ASSURANCE	5.205	648.718	51.252	2.686.030	56.457	3.334.748
3	PT ALLIANZ LIFE INDONESIA	117.304	31.281.167	2.613.941	9.536.589	2.731.245	40.817.755
4	PT ASURANSI JIWA SINAR MAS MSIG	17.162	1.290.103	69.479	23.335.178	86.641	24.625.281
5	PT GREAT EASTERN LIFE INDONESIA	748	60.038	-	-	748	60.038
6	PT TOKIO MARINE LIFE INDONESIA	464	37.928	-	-	464	37.928
7	PT PRUDENTIAL LIFE ASSURANCE	516.683	59.863.015	5.281	453.795	521.964	60.316.810
8	PT AXA MANDIRI FINANCIAL SERVICES	59.414	4.533.315	-	-	59.414	4.533.315
9	PT ASURANSI JIWA MANULIFE INDONESIA	17.242	4.454.039	28.427	2.884.837	45.669	7.338.877
10	PT PANIN DAI-ICHI LIFE	3.751	841.152	4.981	26.001	8.732	867.153
11	PT AIA FINANCIAL	212.016	14.237.051	12.209	5.300.974	224.225	19.538.025
12	PT AXA FINANCIAL INDONESIA	4.593	898.401	-	-	4.593	898.401
13	PT SUN LIFE FINANCIAL INDONESIA	18.103	3.096.687	58.441	1.680.070	76.544	4.776.756
14	PT CHUBB LIFE INSURANCE INDONESIA (d/h PT ACE LIFE ASSURANCE)	1.169	71.939	-	-	1.169	71.939
15	PT ASURANSI JIWA GENERALI INDONESIA	76	58.634	-	-	76	58.634
	JUMLAH / SUB TOTAL	**1.079.778**	**126.177.658**	**3.263.168**	**79.057.287**	**4.342.946**	**205.234.945**
	JUMLAH KESELURUHAN / GRAND TOTAL	**1.213.019**	**131.786.868**	**5.953.990**	**164.958.497**	**7.167.009**	**296.745.365**

PERUSAHAAN ASURANSI JIWA-SYARIAH
SHARIA-LIFE INSURANCE COMPANIES

TABEL : 4.6D.1
LAPORAN PREMI PERTANGGUNGAN BARU PER CABANG ASURANSI TAHUN 2017
FIRST YEAR PREMIUM REPORT PER LINE OF BUSINESS YEAR 2017

Per 31 Desember 2017
Year ended December 31, 2017

Dalam Jutaan Rupiah
In Million Rupiah

NO.	NAMA PERUSAHAAN *NAME OF COMPANY*	ASURANSI KEMATIAN *TERM INSURANCE*	DWIGUNA *ENDOWMENT*	SEUMUR HIDUP *WHOLE LIFE*	ANUITAS UMUM *ANNUITY*	ANUITAS DANA PENSIUN *PENSION ANNUITY*	KECELAKAAN DIRI *PERSONAL ACCIDENT*	KESEHATAN *HEALTH*	PRODUK LAIN *OTHER PRODUCT*	PRODUK INVESTASI *INVESTMENT PRODUCTS*	J U M L A H *T O T A L*
(1)	(2)	(3)	(4)	(5)	(6)	(7)	(8)	(9)	(10)	(11)	(12)
	SWASTA NASIONAL / *PRIVATE :*										
1	PT ASURANSI JIWA SYARIAH AL AMIN	285.694	-				380	-			286.074
2	PT ASURANSI JIWA AMANAHJIWA GIRI ARTHA	29.885	-				1	-		59	29.945
3	PT ASURANSI JIWA SYARIAH JASA MITRA ABADI	-	-				-	-			-
4	PT ASURANSI SYARIAH KELUARGA INDONESIA	3.404	-				372	3.000			6.776
5	PT ASURANSI JIWA SYARIAH BUMIPUTERA	20.845	-				19	-		6.263	27.126
6	ASURANSI JIWA BERSAMA BUMIPUTERA 1912	-	-				-	-			-
7	PT ASURANSI BRI LIFE (d/h PT ASURANSI JIWA BRINGIN JIWA SEJAHTERA)	-	-				-	-			-
8	PT ASURANSI JIWA CENTRAL ASIA RAYA	13.711	28				-	-		178	13.917
9	PT ASURANSI SIMAS JIWA (d/h PT ASURANSI JIWA MEGA LIFE)	829	-				-	-		17.255	18.084
10	PT BNI LIFE INSURANCE	71.100	-				2.301	147.687		125.367	346.455
11	PT FWD LIFE INDONESIA (d/h PT FINANCIAL WIRAMITRA DANADYAKSA)	28	-				-	-		19	47
12	PT ASURANSI JIWA ADISARANA WANA ARTHA	-	-				-	-		176	176
13	PT ASURANSI JIWA MEGA INDONESIA	-	-				-	-		5.057	5.057
14	PT CAPITAL LIFE SYARIAH	16	684.242				-	-			684.258
15	PT ASURANSI JIWA RELIANCE INDONESIA	-	-				-	-			-
	JUMLAH / SUB TOTAL	**425.511**	**684.270**	**-**	**-**	**-**	**3.072**	**150.688**	**-**	**154.373**	**1.417.914**
	PATUNGAN / JOINT VENTURE :										
1	PT ASURANSI TAKAFUL KELUARGA	80.820	2.184				277	61.946		12.193	157.420
2	PT AVRIST ASSURANCE	-	-				-	-		17.228	17.228
3	PT ALLIANZ LIFE INDONESIA	222.321	-				-	529		76.168	299.017
4	PT ASURANSI JIWA SINAR MAS MSIG	-	-				-	-		984.567	984.567
5	PT GREAT EASTERN LIFE INDONESIA	120	-				-	-			120
6	PT TOKIO MARINE LIFE INDONESIA	-	-				234	301		293	828
7	PT PRUDENTIAL LIFE ASSURANCE	-	-				-	-		568.961	568.961
8	PT AXA MANDIRI FINANCIAL SERVICES	-	-				-	-			-
9	PT ASURANSI JIWA MANULIFE INDONESIA	16.480	-				-	4.517		70.898	91.895
10	PT PANIN DAI-ICHI LIFE	44	-				-	-		1.977	2.021
11	PT AIA FINANCIAL	7.637	-				-	-		42.566	50.203
12	PT AXA FINANCIAL INDONESIA	20	-				47	147		2.944	3.158
13	PT SUN LIFE FINANCIAL INDONESIA	26.743	-				16	-		121.550	148.309
14	PT CHUBB LIFE INSURANCE INDONESIA (d/h PT ACE LIFE ASSURANCE)	-	-				-	-			-
15	PT ASURANSI JIWA GENERALI INDONESIA	-	-				-	-		452	452
	JUMLAH / SUB TOTAL	**354.184**	**2.184**	**-**	**-**	**-**	**575**	**67.439**	**-**	**1.899.797**	**2.324.179**
	JUMLAH KESELURUHAN / GRAND TOTAL	**779.696**	**686.454**	**-**	**-**	**-**	**3.647**	**218.127**	**-**	**2.054.170**	**3.742.093**

PERUSAHAAN ASURANSI JIWA-SYARIAH
SHARIA-LIFE INSURANCE COMPANIES

TABEL : 4.6D.2
LAPORAN PREMI LANJUTAN PER CABANG ASURANSI TAHUN 2017
CONTINUANCE PREMIUM REPORT PER LINE OF BUSINESS YEAR 2017

Per 31 Desember 2017
Year ended December 31, 2017

Dalam Jutaan Rupiah
In Million Rupiah

NO.	NAMA PERUSAHAAN *NAME OF COMPANY*	ASURANSI KEMATIAN *TERM INSURANCE*	DWIGUNA *ENDOWMENT*	SEUMUR HIDUP *WHOLE LIFE*	ANUITAS UMUM *ANNUITY*	ANUITAS DANA PENSIUN *PENSION ANNUITY*	KECELAKAAN DIRI *PERSONAL ACCIDENT*	KESEHATAN *HEALTH*	PRODUK LAIN *OTHER PRODUCT*	PRODUK INVESTASI *INVESTMENT PRODUCTS*	JUMLAH *TOTAL*
(1)	(2)	(3)	(4)	(5)	(6)	(7)	(8)	(9)	(10)	(11)	(12)
	SWASTA NASIONAL / *PRIVATE* :										
1	PT ASURANSI JIWA SYARIAH AL AMIN	-	-				-	-			-
2	PT ASURANSI JIWA AMANAHJIWA GIRI ARTHA	-	-				-	-		295	295
3	PT ASURANSI JIWA SYARIAH JASA MITRA ABADI	-	-				-	-			-
4	PT ASURANSI SYARIAH KELUARGA INDONESIA	11.479	-				525	15			12.020
5	PT ASURANSI JIWA SYARIAH BUMIPUTERA	-	8.512				-	-		5.264	13.776
6	ASURANSI JIWA BERSAMA BUMIPUTERA 1912	-	-				-	-			-
7	PT ASURANSI BRI LIFE (d/h PT ASURANSI JIWA BRINGIN JIWA SEJAHTERA)	-	-				-	-			-
8	PT ASURANSI JIWA CENTRAL ASIA RAYA	-	46				-	-		1.468	1.515
9	PT ASURANSI SIMAS JIWA (d/h PT ASURANSI JIWA MEGA LIFE)	-	-				-	-		1.050	1.050
10	PT BNI LIFE INSURANCE	-	-				-	-		7.327	7.327
11	PT FWD LIFE INDONESIA (d/h PT FINANCIAL WIRAMITRA DANADYAKSA)	-	-				-	-		3.073	3.073
12	PT ASURANSI JIWA ADISARANA WANAARTHA	-	-				-	-		7	7
13	PT ASURANSI JIWA MEGA INDONESIA	-	-				-	-		4.395	4.395
14	PT CAPITAL LIFE SYARIAH	-	-				-	-			-
15	PT ASURANSI JIWA RELIANCE INDONESIA	-	-				-	-			-
	JUMLAH / SUB TOTAL	**11.479**	**8.559**	**-**	**-**	**-**	**525**	**15**	**-**	**22.879**	**43.457**
	PATUNGAN / JOINT VENTURE :										
1	PT ASURANSI TAKAFUL KELUARGA	6.031	118.258				-	-		131.917	256.206
2	PT AVRIST ASSURANCE	-	-				-	-		29.767	29.767
3	PT ALLIANZ LIFE INDONESIA	359.607	-				-	49.403		616.816	1.025.826
4	PT ASURANSI JIWA SINAR MAS MSIG	-	-				-	-		37.259	37.259
5	PT GREAT EASTERN LIFE INDONESIA	-	-				-	-			-
6	PT TOKIO MARINE LIFE INDONESIA	-	72				-	-		792	864
7	PT PRUDENTIAL LIFE ASSURANCE	-	-				-	-		1.135.240	1.135.240
8	PT AXA MANDIRI FINANCIAL SERVICES	-	-				-	-			-
9	PT ASURANSI JIWA MANULIFE INDONESIA	18.727	-				-	1.303		216.205	236.236
10	PT PANIN DAI-ICHI LIFE	78	312				-	-		16.258	16.649
11	PT AIA FINANCIAL	-	-				-	-		1.537.571	1.537.571
12	PT AXA FINANCIAL INDONESIA	203	-				600	1.038		23.473	25.313
13	PT SUN LIFE FINANCIAL INDONESIA	-	-				-	-		105.771	105.771
14	PT CHUBB LIFE INSURANCE INDONESIA (d/h PT ACE LIFE ASSURANCE)	-	-				-	-			-
15	PT ASURANSI JIWA GENERALI INDONESIA	-	-				-	-		248	248
	JUMLAH / SUB TOTAL	**384.646**	**118.643**	**-**	**-**	**-**	**600**	**51.745**	**-**	**3.851.317**	**4.406.951**
	JUMLAH KESELURUHAN / GRAND TOTAL	**396.126**	**127.202**	**-**	**-**	**-**	**1.125**	**51.760**	**-**	**3.874.195**	**4.450.408**

PERUSAHAAN ASURANSI JIWA-SYARIAH
SHARIA-LIFE INSURANCE COMPANIES

TABEL : 4.6D.3
LAPORAN PREMI MURNI PER CABANG ASURANSI TAHUN 2017
NET PREMIUM REPORT PER LINE OF BUSINESS YEAR 2017

Per 31 Desember 2017
Year ended December 31, 2017

Dalam Jutaan Rupiah
In Million Rupiah

NO.	NAMA PERUSAHAAN *NAME OF COMPANY*	ASURANSI KEMATIAN *TERM INSURANCE*	DWIGUNA *ENDOWMENT*	SEUMUR HIDUP *WHOLE LIFE*	ANUITAS UMUM *ANNUITY*	ANUITAS DANA PENSIUN *PENSION ANNUITY*	KECELAKAAN DIRI *PERSONAL ACCIDENT*	KESEHATAN *HEALTH*	PRODUK LAIN *OTHER PRODUCT*	PRODUK INVESTASI *INVESTMENT PRODUCTS*	JUMLAH *TOTAL*
(1)	(2)	(3)	(4)	(5)	(6)	(7)	(8)	(9)	(10)	(11)	(12)
	SWASTA NASIONAL / *PRIVATE* :										
1	PT ASURANSI JIWA SYARIAH AL AMIN	211.618	-				228	-			211.846
2	PT ASURANSI JIWA AMANAHJIWA GIRI ARTHA	17.988	-				1	-		1.288	19.277
3	PT ASURANSI JIWA SYARIAH JASA MITRA ABADI	-	-				-	-			-
4	PT ASURANSI SYARIAH KELUARGA INDONESIA	-	-				-	-			-
5	PT ASURANSI JIWA SYARIAH BUMIPUTERA	-	-				-	-		-	-
6	ASURANSI JIWA BERSAMA BUMIPUTERA 1912	-	-				-	-			-
7	PT ASURANSI BRI LIFE (d/h PT ASURANSI JIWA BRINGIN JIWA SEJAHTERA)	-	-				-	-			-
8	PT ASURANSI JIWA CENTRAL ASIA RAYA	7.937	60				-	-		1.701	9.698
9	PT ASURANSI SIMAS JIWA (d/h PT ASURANSI JIWA MEGA LIFE)	555	-				-	-		18.305	18.860
10	PT BNI LIFE INSURANCE	42.980	-				1.493	117.766		128.780	291.019
11	PT FWD LIFE INDONESIA (d/h PT FINANCIAL WIRAMITRA DANADYAKSA)	-	-				-	-		3.449	3.449
12	PT ASURANSI JIWA ADISARANA WANA ARTHA	-	-				-	-		182	182
13	PT ASURANSI JIWA MEGA INDONESIA	-	-				-	-		5.429	5.429
14	PT CAPITAL LIFE SYARIAH	10	417				-	-			427
15	PT ASURANSI JIWA RELIANCE INDONESIA	-	-				-	-			-
	JUMLAH / *SUB TOTAL*	**281.088**	**477**	**-**	**-**	**-**	**1.722**	**117.766**	**-**	**159.135**	**560.187**
	PATUNGAN / *JOINT VENTURE* :										
1	PT ASURANSI TAKAFUL KELUARGA	57.385	12.711				157	42.950		115.723	228.927
2	PT AVRIST ASSURANCE	-	-				-	-		83.120	83.120
3	PT ALLIANZ LIFE INDONESIA	539.297	-				-	45.446		692.983	1.277.726
4	PT ASURANSI JIWA SINAR MAS MSIG	-	-				-	-		1.008.097	1.008.097
5	PT GREAT EASTERN LIFE INDONESIA	-	-				-	-			-
6	PT TOKIO MARINE LIFE INDONESIA	-	58				164	211		1.152	1.585
7	PT PRUDENTIAL LIFE ASSURANCE	-	-				-	-		1.704.201	1.704.201
8	PT AXA MANDIRI FINANCIAL SERVICES	-	-				-	-			-
9	PT ASURANSI JIWA MANULIFE INDONESIA	-	-				-	-		-	-
10	PT PANIN DAI-ICHI LIFE	86	219				-	-		12.548	12.852
11	PT AIA FINANCIAL	1.905	-				-	-		1.580.136	1.582.042
12	PT AXA FINANCIAL INDONESIA	154	-				449	822		26.417	27.842
13	PT SUN LIFE FINANCIAL INDONESIA	5.622	-				7	-		159.376	165.005
14	PT CHUBB LIFE INSURANCE INDONESIA (d/h PT ACE LIFE ASSURANCE)	-	-				-	-			-
15	PT ASURANSI JIWA GENERALI INDONESIA	-	-				-	-		-	-
	JUMLAH / *SUB TOTAL*	**604.449**	**12.988**	**-**	**-**	**-**	**778**	**89.429**	**-**	**5.383.753**	**6.091.396**
	JUMLAH KESELURUHAN / *GRAND TOTAL*	**885.536**	**13.465**	**-**	**-**	**-**	**2.500**	**207.195**	**-**	**5.542.888**	**6.651.583**

PERUSAHAAN ASURANSI JIWA-SYARIAH
SHARIA-LIFE INSURANCE COMPANIES

TABEL : 4.6D.4
LAPORAN ASUMSI BIAYA PER CABANG ASURANSI TAHUN 2017
LOADING ASSUMPTION REPORT PER LINE OF BUSINESS YEAR 2017

Per 31 Desember 2017
Year ended December 31, 2017

Dalam Jutaan Rupiah
In Million Rupiah

NO.	NAMA PERUSAHAAN *NAME OF COMPANY*	ASURANSI KEMATIAN *TERM INSURANCE*	DWIGUNA *ENDOWMENT*	SEUMUR HIDUP *WHOLE LIFE*	ANUITAS UMUM *ANNUITY*	ANUITAS DANA PENSIUN *PENSION ANNUITY*	KECELAKAAN DIRI *PERSONAL ACCIDENT*	KESEHATAN *HEALTH*	PRODUK LAIN *OTHER PRODUCT*	PRODUK INVESTASI *INVESTMENT PRODUCTS*	JUMLAH *TOTAL*
(1)	(2)	(3)	(4)	(5)	(6)	(7)	(8)	(9)	(10)	(11)	(12)
	SWASTA NASIONAL / *PRIVATE* :										
1	PT ASURANSI JIWA SYARIAH AL AMIN	75.537	-				114	-			75.651
2	PT ASURANSI JIWA AMANAHJIWA GIRI ARTHA	11.406	-				1	-		54	11.462
3	PT ASURANSI JIWA SYARIAH JASA MITRA ABADI	-	-				-	-			-
4	PT ASURANSI SYARIAH KELUARGA INDONESIA	4.465	-				269	905			5.639
5	PT ASURANSI JIWA SYARIAH BUMIPUTERA	-	-				-	-		-	-
6	ASURANSI JIWA BERSAMA BUMIPUTERA 1912	-	-				-	-			-
7	PT ASURANSI BRI LIFE (d/h PT ASURANSI JIWA BRINGIN JIWA SEJAHTERA)	-	-				-	-			-
8	PT ASURANSI JIWA CENTRAL ASIA RAYA	5.774	14				-	-		398	6.186
9	PT ASURANSI SIMAS JIWA (d/h PT ASURANSI JIWA MEGA LIFE)	274	-				-	-		353	627
10	PT BNI LIFE INSURANCE	15.920	-				798	21.213		4.221	42.151
11	PT FWD LIFE INDONESIA (d/h PT FINANCIAL WIRAMITRA DANADYAKSA)	5	-				-	-		29.271	29.275
12	PT ASURANSI JIWA ADISARANA WANAARTHA	-	-				-	-		37	37
13	PT ASURANSI JIWA MEGA INDONESIA	-	-				-	-		2.429	2.429
14	PT CAPITAL LIFE SYARIAH	6	13.685				-	-			13.691
15	PT ASURANSI JIWA RELIANCE INDONESIA	-	-				-	-			-
	JUMLAH / *SUB TOTAL*	**113.387**	**13.699**	**-**	**-**	**-**	**1.182**	**22.117**	**-**	**36.764**	**187.148**
	PATUNGAN / *JOINT VENTURE* :										
1	PT ASURANSI TAKAFUL KELUARGA	29.508	7.027				75	18.998		28.387	83.995
2	PT AVRIST ASSURANCE	-	-				-	-		-	-
3	PT ALLIANZ LIFE INDONESIA	1.975	-				-	794		281.224	283.993
4	PT ASURANSI JIWA SINAR MAS MSIG	-	-				-	-		-	-
5	PT GREAT EASTERN LIFE INDONESIA	-	-				-	-			-
6	PT TOKIO MARINE LIFE INDONESIA	-	23				227	65		591	906
7	PT PRUDENTIAL LIFE ASSURANCE	-	-				-	-		926.944	926.944
8	PT AXA MANDIRI FINANCIAL SERVICES	-	-				-	-			-
9	PT ASURANSI JIWA MANULIFE INDONESIA	-	-				-	-		21.515	21.515
10	PT PANIN DAI-ICHI LIFE	21	69				-	-		3.007	3.097
11	PT AIA FINANCIAL	7.818	-				-	-		207.525	215.343
12	PT AXA FINANCIAL INDONESIA	68	-				198	363		8.089	8.718
13	PT SUN LIFE FINANCIAL INDONESIA	-	-				-	-		103.336	103.336
14	PT CHUBB LIFE INSURANCE INDONESIA (d/h PT ACE LIFE ASSURANCE)	-	-				-	-			-
15	PT ASURANSI JIWA GENERALI INDONESIA	-	-				-	-		-	-
	JUMLAH / *SUB TOTAL*	**39.390**	**7.119**	**-**	**-**	**-**	**500**	**20.220**	**-**	**1.580.619**	**1.647.848**
	JUMLAH KESELURUHAN / *GRAND TOTAL*	**152.777**	**20.818**	**-**	**-**	**-**	**1.682**	**42.337**	**-**	**1.617.383**	**1.834.997**

PERUSAHAAN ASURANSI JIWA-SYARIAH
SHARIA-LIFE INSURANCE COMPANIES

TABEL : 4.6D.5
LAPORAN PREMI TAHUN 2017
PREMIUM REPORT YEAR 2017

Per 31 Desember 2017
Year ended December 31, 2017

Dalam Jutaan Rupiah
In Million Rupiah

NO.	NAMA PERUSAHAAN *NAME OF COMPANY*	UNSUR PREMI MURNI *NET PREMIUMS*	UNSUR PREMI LAINNYA *LOADING AND OTHER (ACTUAL)*	UNSUR PREMI LAINNYA *LOADING AND OTHER (ASSUMPTION)*	PREMI *GROSS PREMIUMS*
(1)	(2)	(3)	(4)	(5)	(6)
	SWASTA NASIONAL / *PRIVATE* :				
1	PT ASURANSI JIWA SYARIAH AL AMIN	211.846	74.228	75.651	286.074
2	PT ASURANSI JIWA AMANAHJIWA GIRI ARTHA	19.277	10.963	11.462	30.241
3	PT ASURANSI JIWA SYARIAH JASA MITRA ABADI	-	-	-	-
4	PT ASURANSI SYARIAH KELUARGA INDONESIA	-	18.796	5.639	18.796
5	PT ASURANSI JIWA SYARIAH BUMIPUTERA	-	40.902	-	40.902
6	ASURANSI JIWA BERSAMA BUMIPUTERA 1912	-	-	-	-
7	PT ASURANSI BRI LIFE (d/h PT ASURANSI JIWA BRINGIN JIWA SEJAHTERA)	-	-	-	-
8	PT ASURANSI JIWA CENTRAL ASIA RAYA	9.698	5.733	6.186	15.431
9	PT ASURANSI SIMAS JIWA (d/h PT ASURANSI JIWA MEGA LIFE)	18.860	274	627	19.134
10	PT BNI LIFE INSURANCE	291.019	62.762	42.151	353.781
11	PT FWD LIFE INDONESIA (d/h PT FINANCIAL WIRAMITRA DANADYAKSA)	3.449	(329)	29.275	3.120
12	PT ASURANSI JIWA ADISARANA WANAARTHA	182	0	37	182
13	PT ASURANSI JIWA MEGA INDONESIA	5.429	4.023	2.429	9.452
14	PT CAPITAL LIFE SYARIAH	427	683.831	13.691	684.258
15	PT ASURANSI JIWA RELIANCE INDONESIA	-	-	-	-
	JUMLAH / *SUB TOTAL*	**560.187**	**901.184**	**187.148**	**1.461.371**
	PATUNGAN / *JOINT VENTURE* :				
1	PT ASURANSI TAKAFUL KELUARGA	228.927	184.699	83.995	413.626
2	PT AVRIST ASSURANCE	83.120	(36.124)	-	46.996
3	PT ALLIANZ LIFE INDONESIA	1.277.726	47.117	283.993	1.324.843
4	PT ASURANSI JIWA SINAR MAS MSIG	1.008.097	13.729	-	1.021.826
5	PT GREAT EASTERN LIFE INDONESIA	-	120	-	120
6	PT TOKIO MARINE LIFE INDONESIA	1.585	108	906	1.692
7	PT PRUDENTIAL LIFE ASSURANCE	1.704.201	(0)	926.944	1.704.201
8	PT AXA MANDIRI FINANCIAL SERVICES	-	-	-	-
9	PT ASURANSI JIWA MANULIFE INDONESIA	-	328.131	21.515	328.131
10	PT PANIN DAI-ICHI LIFE	12.852	5.818	3.097	18.670
11	PT AIA FINANCIAL	1.582.042	5.732	215.343	1.587.774
12	PT AXA FINANCIAL INDONESIA	27.842	629	8.718	28.472
13	PT SUN LIFE FINANCIAL INDONESIA	165.005	89.075	103.336	254.079
14	PT CHUBB LIFE INSURANCE INDONESIA (d/h PT ACE LIFE ASSURANCE)	-	-	-	-
15	PT ASURANSI JIWA GENERALI INDONESIA	-	701	-	701
	JUMLAH / *SUB TOTAL*	**6.091.396**	**639.734**	**1.647.848**	**6.731.130**
	JUMLAH KESELURUHAN / *GRAND TOTAL*	**6.651.583**	**1.540.918**	**1.834.997**	**8.192.501**

PERUSAHAAN ASURANSI JIWA-SYARIAH
SHARIA-LIFE INSURANCE COMPANIES

TABEL : 4.8D.1
PERTANGGUNGAN YANG BERLAKU PADA AWAL TAHUN 2017
POLICIES INFORCE AT THE BEGINNING OF THE YEAR 2017

Semua Cabang Asuransi Selain Kecelakaan Diri & Kesehatan
All Plans Except Personal Accident & Health

UP dalam jutaan rupiah
Sum Ins. in million rupiah

NO.	NAMA PERUSAHAAN *NAME OF COMPANY*	PERT. PERORANGAN *INDIVIDUAL*		PERT. KUMPULAN *GROUP*		JUMLAH *TOTAL*	
		Jumlah Polis *No. of Policies*	Jml. Uang Pert. *Sum Insured*	Jumlah Peserta *No. of Insured*	Jml. Uang Pert. *Sum Insured*	Polis/Peserta *Policies/Insured*	Jml. Uang Pert. *Sum Insured*
(1)	(2)	(3)	(4)	(5)	(6)	(7)	(8)
	SWASTA NASIONAL / *PRIVATE* :						
1	PT ASURANSI JIWA SYARIAH AL AMIN	-	-	896.145	14.169.434	896.145	14.169.434
2	PT ASURANSI JIWA AMANAHJIWA GIRI ARTHA	-	-	-	2.279.792	-	2.279.792
3	PT ASURANSI JIWA SYARIAH JASA MITRA ABADI	424	2.120	27.235	1.159.767	27.659	1.161.887
4	PT ASURANSI SYARIAH KELUARGA INDONESIA	-	-	452.430	2.822.510	452.430	2.822.510
5	PT ASURANSI JIWA SYARIAH BUMIPUTERA	124.056	3.198.319	50.580	1.795.504	174.636	4.993.823
6	ASURANSI JIWA BERSAMA BUMIPUTERA 1912	-	-	-	-	-	-
7	PT ASURANSI BRI LIFE (d/h PT ASURANSI JIWA BRINGIN JIWA SEJAHTERA)	11.858	584.188	293.273	10.843.883	305.131	11.428.070
8	PT ASURANSI JIWA CENTRAL ASIA RAYA	627	36.784	110.349	7.091.083	110.976	7.127.867
9	PT ASURANSI SIMAS JIWA (d/h PT ASURANSI JIWA MEGA LIFE)	539	27.285	143.164	16.391.557	143.703	16.418.842
10	PT BNI LIFE INSURANCE	7.035	293.873	229.767	21.480.622	236.802	21.774.495
11	PT FWD LIFE INDONESIA (d/h PT FINANCIAL WIRAMITRA DANADYAKSA)	2.551	944.310	33	6.401	2.584	950.711
12	PT ASURANSI JIWA ADISARANA WANAARTHA	38	23.646	-	-	38	23.646
13	PT ASURANSI JIWA MEGA INDONESIA	113	33.689	-	-	113	33.689
14	PT CAPITAL LIFE SYARIAH	-	-	-	-	-	-
15	PT ASURANSI JIWA RELIANCE INDONESIA	-	-	-	-	-	-
	JUMLAH / *SUB TOTAL*	**147.241**	**5.144.212**	**2.202.976**	**78.040.553**	**2.350.217**	**83.184.765**
	PATUNGAN / *JOINT VENTURE* :						
1	PT ASURANSI TAKAFUL KELUARGA	114.012	4.883.521	476.433	34.602.645	590.445	39.486.166
2	PT AVRIST ASSURANCE	5.071	591.874	32.598	1.769.183	37.669	2.361.057
3	PT ALLIANZ LIFE INDONESIA	111.406	28.152.765	-	7.426.242	111.406	35.579.007
4	PT ASURANSI JIWA SINAR MAS MSIG	15.874	857.717	68.524	21.752.265	84.398	22.609.982
5	PT GREAT EASTERN LIFE INDONESIA	1.076	14.891	-	-	1.076	14.891
6	PT TOKIO MARINE LIFE INDONESIA	499	39.796	-	-	499	39.796
7	PT PRUDENTIAL LIFE ASSURANCE	521.692	61.683.230	5.166	416.034	526.858	62.099.264
8	PT AXA MANDIRI FINANCIAL SERVICES	-	-	-	-	-	-
9	PT ASURANSI JIWA MANULIFE INDONESIA	15.598	3.343.480	8.803	421.295	24.401	3.764.775
10	PT PANIN DAI-ICHI LIFE	3.933	696.921	4.266	7.467	8.199	704.387
11	PT AIA FINANCIAL	231.181	15.449.049	10.435	4.407.987	241.616	19.857.036
12	PT AXA FINANCIAL INDONESIA	5.074	944.876	-	-	5.074	944.876
13	PT SUN LIFE FINANCIAL INDONESIA	15.240	2.663.127	55.613	133.886	70.853	2.797.013
14	PT CHUBB LIFE INSURANCE INDONESIA (d/h PT ACE LIFE ASSURANCE)	701	51.962	-	-	701	51.962
15	PT ASURANSI JIWA GENERALI INDONESIA	-	-	-	-	-	-
	JUMLAH / *SUB TOTAL*	**1.041.357**	**119.373.208**	**661.838**	**70.937.004**	**1.703.195**	**190.310.213**
	JUMLAH KESELURUHAN / *GRAND TOTAL*	**1.188.598**	**124.517.420**	**2.864.814**	**148.977.558**	**4.053.412**	**273.494.978**

PERUSAHAAN ASURANSI JIWA-SYARIAH
SHARIA-LIFE INSURANCE COMPANIES

TABEL : 4.8D.2
PERTANGGUNGAN BARU UNTUK TAHUN 2017
NEW BUSINESS FOR THE YEAR 2017

Semua Cabang Asuransi Selain Kecelakaan Diri & Kesehatan
All Plans Except Personal Accident & Health

UP dalam jutaan rupiah
Sum Ins. in million rupiah

NO.	NAMA PERUSAHAAN *NAME OF COMPANY*	PERT. PERORANGAN *INDIVIDUAL*		PERT. KUMPULAN *GROUP*		JUMLAH *TOTAL*	
		Jumlah Polis *No. of Policies*	Jml. Uang Pert. *Sum Insured*	Jumlah Peserta *No. of Insured*	Jml. Uang Pert. *Sum Insured*	Polis/Peserta *Policies/Insured*	Jml. Uang Pert. *Sum Insured*
(1)	(2)	(3)	(4)	(5)	(6)	(7)	(8)
	SWASTA NASIONAL / *PRIVATE :*						
1	PT ASURANSI JIWA SYARIAH AL AMIN	-	-	188.488	3.088.804	188.488	3.088.804
2	PT ASURANSI JIWA AMANAHJIWA GIRI ARTHA	-	-	-	500.546	-	500.546
3	PT ASURANSI JIWA SYARIAH JASA MITRA ABADI	129	1.200	673.797	4.677.835	673.926	4.679.035
4	PT ASURANSI SYARIAH KELUARGA INDONESIA	-	-	-	-	-	-
5	PT ASURANSI JIWA SYARIAH BUMIPUTERA	1.350	35.754	6.697	139.177	8.047	174.931
6	ASURANSI JIWA BERSAMA BUMIPUTERA 1912	-	-	-	-	-	-
7	PT ASURANSI BRI LIFE (d/h PT ASURANSI JIWA BRINGIN JIWA SEJAHTERA)	2.447	50.669	612.703	11.254.381	615.150	11.305.049
8	PT ASURANSI JIWA CENTRAL ASIA RAYA	24	1.616	7.374	928.774	7.398	930.390
9	PT ASURANSI SIMAS JIWA (d/h PT ASURANSI JIWA MEGA LIFE)	23	575	1.250	69.539	1.273	70.114
10	PT BNI LIFE INSURANCE	78	8.892	67.029	5.616.677	67.107	5.625.569
11	PT FWD LIFE INDONESIA (d/h PT FINANCIAL WIRAMITRA DANADYAKSA)	1.010	305.373	7	4.758	1.017	310.131
12	PT ASURANSI JIWA ADISARANA WANAARTHA	102	72.795	133	-	235	72.795
13	PT ASURANSI JIWA MEGA INDONESIA	99	21.488	-	-	99	21.488
14	PT CAPITAL LIFE SYARIAH	762	596.288	10.155	-	10.917	596.288
15	PT ASURANSI JIWA RELIANCE INDONESIA	-	-	-	-	-	-
	JUMLAH / *SUB TOTAL*	**6.024**	**1.094.650**	**1.567.633**	**26.280.489**	**1.573.657**	**27.375.140**
	PATUNGAN / *JOINT VENTURE :*						
1	PT ASURANSI TAKAFUL KELUARGA	7.193	548.935	106.118	6.719.249	113.311	7.268.184
2	PT AVRIST ASSURANCE	770	111.419	29.335	1.098.737	30.105	1.210.156
3	PT ALLIANZ LIFE INDONESIA	33.350	8.904.777	-	2.224.285	33.350	11.129.061
4	PT ASURANSI JIWA SINAR MAS MSIG	6.720	944.085	19.975	5.189.316	26.695	6.133.401
5	PT GREAT EASTERN LIFE INDONESIA	15	56.171	-	-	15	56.171
6	PT TOKIO MARINE LIFE INDONESIA	43	3.616	-	-	43	3.616
7	PT PRUDENTIAL LIFE ASSURANCE	85.852	9.155.780	962	98.354	86.814	9.254.134
8	PT AXA MANDIRI FINANCIAL SERVICES	-	-	-	-	-	-
9	PT ASURANSI JIWA MANULIFE INDONESIA	6.677	2.527.464	27.180	2.847.401	33.857	5.374.865
10	PT PANIN DAI-ICHI LIFE	156	111.824	732	5.711	888	117.535
11	PT AIA FINANCIAL	6.344	513.351	2.226	1.166.546	8.570	1.679.898
12	PT AXA FINANCIAL INDONESIA	419	85.877	-	-	419	85.877
13	PT SUN LIFE FINANCIAL INDONESIA	8.528	1.167.629	2.942	1.411.287	11.470	2.578.916
14	PT CHUBB LIFE INSURANCE INDONESIA (d/h PT ACE LIFE ASSURANCE)	633	31.482	-	-	633	31.482
15	PT ASURANSI JIWA GENERALI INDONESIA	76	58.634	-	-	76	58.634
	JUMLAH / *SUB TOTAL*	**156.776**	**24.221.043**	**189.470**	**20.760.887**	**346.246**	**44.981.929**
	JUMLAH KESELURUHAN / *GRAND TOTAL*	**162.800**	**25.315.693**	**1.757.103**	**47.041.376**	**1.919.903**	**72.357.069**

PERUSAHAAN ASURANSI JIWA-SYARIAH
SHARIA-LIFE INSURANCE COMPANIES

TABEL : 4.8D.3
PEMULIHAN KEMBALI POLIS UNTUK TAHUN 2017
REINSTATEMENT FOR THE YEAR 2017

Semua Cabang Asuransi Selain Kecelakaan Diri & Kesehatan
All Plans Except Personal Accident & Health

UP dalam jutaan rupiah
Sum Ins. in million rupiah

NO.	NAMA PERUSAHAAN *NAME OF COMPANY*	PERT. PERORANGAN *INDIVIDUAL*		PERT. KUMPULAN *GROUP*		JUMLAH *TOTAL*	
		Jumlah Polis *No. of Policies*	Jml. Uang Pert. *Sum Insured*	Jumlah Peserta *No. of Insured*	Jml. Uang Pert. *Sum Insured*	Polis/Peserta *Policies/Insured*	Jml. Uang Pert. *Sum Insured*
(1)	(2)	(3)	(4)	(5)	(6)	(7)	(8)
	SWASTA NASIONAL / *PRIVATE* :						
1	PT ASURANSI JIWA SYARIAH AL AMIN	-	-	-	-	-	-
2	PT ASURANSI JIWA AMANAHJIWA GIRI ARTHA	-	-	-	1.124	-	1.124
3	PT ASURANSI JIWA SYARIAH JASA MITRA ABADI	-	-	-	-	-	-
4	PT ASURANSI SYARIAH KELUARGA INDONESIA	-	-	-	-	-	-
5	PT ASURANSI JIWA SYARIAH BUMIPUTERA	79	2.845	-	-	79	2.845
6	ASURANSI JIWA BERSAMA BUMIPUTERA 1912	-	-	-	-	-	-
7	PT ASURANSI BRI LIFE (d/h PT ASURANSI JIWA BRINGIN JIWA SEJAHTERA)	-	-	-	-	-	-
8	PT ASURANSI JIWA CENTRAL ASIA RAYA	4	226	-	-	4	226
9	PT ASURANSI SIMAS JIWA (d/h PT ASURANSI JIWA MEGA LIFE)	1	30	-	-	1	30
10	PT BNI LIFE INSURANCE	-	-	-	-	-	-
11	PT FWD LIFE INDONESIA (d/h PT FINANCIAL WIRAMITRA DANADYAKSA)	8	3.550	-	-	8	3.550
12	PT ASURANSI JIWA ADISARANA WANAARTHA	-	-	-	-	-	-
13	PT ASURANSI JIWA MEGA INDONESIA	-	-	-	-	-	-
14	PT CAPITAL LIFE SYARIAH	-	-	-	-	-	-
15	PT ASURANSI JIWA RELIANCE INDONESIA	-	-	-	-	-	-
	JUMLAH / *SUB TOTAL*	**92**	**6.651**	**-**	**1.124**	**92**	**7.774**
	PATUNGAN / *JOINT VENTURE* :						
1	PT ASURANSI TAKAFUL KELUARGA	-	-	-	-	-	-
2	PT AVRIST ASSURANCE	9	1.170	-	-	9	1.170
3	PT ALLIANZ LIFE INDONESIA	6.960	1.723.204	-	-	6.960	1.723.204
4	PT ASURANSI JIWA SINAR MAS MSIG	-	-	-	-	-	-
5	PT GREAT EASTERN LIFE INDONESIA	-	-	-	-	-	-
6	PT TOKIO MARINE LIFE INDONESIA	-	-	-	-	-	-
7	PT PRUDENTIAL LIFE ASSURANCE	1.970	234.751	42	3.566	2.012	238.317
8	PT AXA MANDIRI FINANCIAL SERVICES	-	-	-	-	-	-
9	PT ASURANSI JIWA MANULIFE INDONESIA	76	24.157	169	9.650	245	33.807
10	PT PANIN DAI-ICHI LIFE	225	133.697	2.325	14.223	2.550	147.920
11	PT AIA FINANCIAL	1.003	87.278	-	-	1.003	87.278
12	PT AXA FINANCIAL INDONESIA	9	1.720	-	-	9	1.720
13	PT SUN LIFE FINANCIAL INDONESIA	585	100.571	-	134.897	585	235.468
14	PT CHUBB LIFE INSURANCE INDONESIA (d/h PT ACE LIFE ASSURANCE)	2	200	-	-	2	200
15	PT ASURANSI JIWA GENERALI INDONESIA	-	-	-	-	-	-
	JUMLAH / *SUB TOTAL*	**10.839**	**2.306.748**	**2.536**	**162.336**	**13.375**	**2.469.084**
	JUMLAH KESELURUHAN / *GRAND TOTAL*	**10.931**	**2.313.398**	**2.536**	**163.460**	**13.467**	**2.476.858**

PERUSAHAAN ASURANSI JIWA-SYARIAH
SHARIA-LIFE INSURANCE COMPANIES

TABEL : 4.8D.4
PERUBAHAN DARI CABANG LAIN UNTUK TAHUN 2017
ALTERATION FROM OTHER PLANS FOR THE YEAR 2017

Semua Cabang Asuransi Selain Kecelakaan Diri & Kesehatan
All Plans Except Personal Accident & Health

UP dalam jutaan rupiah
Sum Ins. in million rupiah

NO.	NAMA PERUSAHAAN *NAME OF COMPANY*	PERT. PERORANGAN *INDIVIDUAL*		PERT. KUMPULAN *GROUP*		JUMLAH *TOTAL*	
		Jumlah Polis *No. of Policies*	Jml. Uang Pert. *Sum Insured*	Jumlah Peserta *No. of Insured*	Jml. Uang Pert. *Sum Insured*	Polis/Peserta *Policies/Insured*	Jml. Uang Pert. *Sum Insured*
(1)	(2)	(3)	(4)	(5)	(6)	(7)	(8)
	SWASTA NASIONAL / *PRIVATE :*						
1	PT ASURANSI JIWA SYARIAH AL AMIN	-	-	-	-	-	-
2	PT ASURANSI JIWA AMANAHJIWA GIRI ARTHA	-	-	-	-	-	-
3	PT ASURANSI JIWA SYARIAH JASA MITRA ABADI	-	-	-	-	-	-
4	PT ASURANSI SYARIAH KELUARGA INDONESIA	-	-	-	-	-	-
5	PT ASURANSI JIWA SYARIAH BUMIPUTERA	-	-	-	-	-	-
6	ASURANSI JIWA BERSAMA BUMIPUTERA 1912	-	-	-	-	-	-
7	PT ASURANSI BRI LIFE (d/h PT ASURANSI JIWA BRINGIN JIWA SEJAHTERA)	-	-	-	-	-	-
8	PT ASURANSI JIWA CENTRAL ASIA RAYA	-	-	212	981	212	981
9	PT ASURANSI SIMAS JIWA (d/h PT ASURANSI JIWA MEGA LIFE)	-	-	-	-	-	-
10	PT BNI LIFE INSURANCE	-	-	-	-	-	-
11	PT FWD LIFE INDONESIA (d/h PT FINANCIAL WIRAMITRA DANADYAKSA)	-	-	-	-	-	-
12	PT ASURANSI JIWA ADISARANA WANAARTHA	-	-	-	-	-	-
13	PT ASURANSI JIWA MEGA INDONESIA	-	-	-	-	-	-
14	PT CAPITAL LIFE SYARIAH	-	-	-	-	-	-
15	PT ASURANSI JIWA RELIANCE INDONESIA	-	-	-	-	-	-
	JUMLAH / *SUB TOTAL*	**-**	**-**	**212**	**981**	**212**	**981**
	PATUNGAN / *JOINT VENTURE :*						
1	PT ASURANSI TAKAFUL KELUARGA	-	-	-	-	-	-
2	PT AVRIST ASSURANCE	-	-	-	-	-	-
3	PT ALLIANZ LIFE INDONESIA	-	-	-	-	-	-
4	PT ASURANSI JIWA SINAR MAS MSIG	-	-	-	-	-	-
5	PT GREAT EASTERN LIFE INDONESIA	-	-	-	-	-	-
6	PT TOKIO MARINE LIFE INDONESIA	-	-	-	-	-	-
7	PT PRUDENTIAL LIFE ASSURANCE	1.637	-	-	-	1.637	-
8	PT AXA MANDIRI FINANCIAL SERVICES	-	-	-	-	-	-
9	PT ASURANSI JIWA MANULIFE INDONESIA	-	-	-	-	-	-
10	PT PANIN DAI-ICHI LIFE	-	378	-	-	-	378
11	PT AIA FINANCIAL	-	-	-	-	-	-
12	PT AXA FINANCIAL INDONESIA	-	-	-	-	-	-
13	PT SUN LIFE FINANCIAL INDONESIA	-	-	-	-	-	-
14	PT CHUBB LIFE INSURANCE INDONESIA (d/h PT ACE LIFE ASSURANCE)	-	-	-	-	-	-
15	PT ASURANSI JIWA GENERALI INDONESIA	-	-	-	-	-	-
	JUMLAH / *SUB TOTAL*	**1.637**	**378**	**-**	**-**	**1.637**	**378**
	JUMLAH KESELURUHAN / *GRAND TOTAL*	**1.637**	**378**	**212**	**981**	**1.849**	**1.359**

PERUSAHAAN ASURANSI JIWA-SYARIAH
SHARIA-LIFE INSURANCE COMPANIES

TABEL : 4.8D.5
MENINGGAL DALAM TAHUN 2017
DEATHS FOR THE YEAR 2017

Semua Cabang Asuransi Selain Kecelakaan Diri & Kesehatan
All Plans Except Personal Accident & Health

UP dalam jutaan rupiah
Sum Ins. in million rupiah

NO.	NAMA PERUSAHAAN *NAME OF COMPANY*	PERT. PERORANGAN *INDIVIDUAL*		PERT. KUMPULAN *GROUP*		JUMLAH *TOTAL*	
		Jumlah Polis *No. of Policies*	Jml. Uang Pert. *Sum Insured*	Jumlah Peserta *No. of Insured*	Jml. Uang Pert. *Sum Insured*	Polis/Peserta *Policies/Insured*	Jml. Uang Pert. *Sum Insured*
(1)	(2)	(3)	(4)	(5)	(6)	(7)	(8)
	SWASTA NASIONAL / *PRIVATE :*						
1	PT ASURANSI JIWA SYARIAH AL AMIN	-	-	2.862	193.455	2.862	193.455
2	PT ASURANSI JIWA AMANAHJIWA GIRI ARTHA	-	-	-	-	-	-
3	PT ASURANSI JIWA SYARIAH JASA MITRA ABADI	1	5	200	9.749	201	9.754
4	PT ASURANSI SYARIAH KELUARGA INDONESIA	-	-	311	2.169	311	2.169
5	PT ASURANSI JIWA SYARIAH BUMIPUTERA	278	7.905	69	2.776	347	10.682
6	ASURANSI JIWA BERSAMA BUMIPUTERA 1912	-	-	-	-	-	-
7	PT ASURANSI BRI LIFE (d/h PT ASURANSI JIWA BRINGIN JIWA SEJAHTERA)	70	1.423	436	32.446	506	33.869
8	PT ASURANSI JIWA CENTRAL ASIA RAYA	5	283	190	13.722	195	14.005
9	PT ASURANSI SIMAS JIWA (d/h PT ASURANSI JIWA MEGA LIFE)	-	-	229	28.028	229	28.028
10	PT BNI LIFE INSURANCE	10	280	463	6.906	473	7.186
11	PT FWD LIFE INDONESIA (d/h PT FINANCIAL WIRAMITRA DANADYAKSA)	3	1.405	-	-	3	1.405
12	PT ASURANSI JIWA ADISARANA WANAARTHA	-	-	-	-	-	-
13	PT ASURANSI JIWA MEGA INDONESIA	-	-	-	-	-	-
14	PT CAPITAL LIFE SYARIAH	-	-	-	-	-	-
15	PT ASURANSI JIWA RELIANCE INDONESIA	-	-	-	-	-	-
	JUMLAH / *SUB TOTAL*	**367**	**11.301**	**4.760**	**289.251**	**5.127**	**300.552**
	PATUNGAN / *JOINT VENTURE :*						
1	PT ASURANSI TAKAFUL KELUARGA	85	3.690	492	48.721	577	52.411
2	PT AVRIST ASSURANCE	5	5	72	4.765	77	4.770
3	PT ALLIANZ LIFE INDONESIA	218	43.252	-	-	218	43.252
4	PT ASURANSI JIWA SINAR MAS MSIG	41	2.258	137	40.779	178	43.038
5	PT GREAT EASTERN LIFE INDONESIA	-	-	-	-	-	-
6	PT TOKIO MARINE LIFE INDONESIA	4	200	-	-	4	200
7	PT PRUDENTIAL LIFE ASSURANCE	789	78.664	5	235	794	78.899
8	PT AXA MANDIRI FINANCIAL SERVICES	-	-	-	-	-	-
9	PT ASURANSI JIWA MANULIFE INDONESIA	21	4.088	3	200	24	4.288
10	PT PANIN DAI-ICHI LIFE	15	2.810	2	1	17	2.811
11	PT AIA FINANCIAL	669	39.328	24	15.333	693	54.661
12	PT AXA FINANCIAL INDONESIA	14	1.669	-	-	14	1.669
13	PT SUN LIFE FINANCIAL INDONESIA	44	6.637	-	-	44	6.637
14	PT CHUBB LIFE INSURANCE INDONESIA (d/h PT ACE LIFE ASSURANCE)	5	218	-	-	5	218
15	PT ASURANSI JIWA GENERALI INDONESIA	-	-	-	-	-	-
	JUMLAH / *SUB TOTAL*	**1.910**	**182.818**	**735**	**110.034**	**2.645**	**292.853**
	JUMLAH KESELURUHAN / *GRAND TOTAL*	**2.277**	**194.120**	**5.495**	**399.285**	**7.772**	**593.405**

PERUSAHAAN ASURANSI JIWA-SYARIAH
SHARIA-LIFE INSURANCE COMPANIES

TABEL : 4.8D.6
HABIS KONTRAK DALAM TAHUN 2017
MATURITIES FOR THE YEAR 2017

Semua Cabang Asuransi Selain Kecelakaan Diri & Kesehatan
All Plans Except Personal Accident & Health

UP dalam jutaan rupiah
Sum Ins. in million rupiah

NO.	NAMA PERUSAHAAN *NAME OF COMPANY*	PERT. PERORANGAN *INDIVIDUAL*		PERT. KUMPULAN *GROUP*		JUMLAH *TOTAL*	
		Jumlah Polis *No. of Policies*	Jml. Uang Pert. *Sum Insured*	Jumlah Peserta *No. of Insured*	Jml. Uang Pert. *Sum Insured*	Polis/Peserta *Policies/Insured*	Jml. Uang Pert. *Sum Insured*
(1)	(2)	(3)	(4)	(5)	(6)	(7)	(8)
	SWASTA NASIONAL / *PRIVATE :*						
1	PT ASURANSI JIWA SYARIAH AL AMIN	-	-	176.406	3.434.746	176.406	3.434.746
2	PT ASURANSI JIWA AMANAHJIWA GIRI ARTHA	-	-	-	-	-	-
3	PT ASURANSI JIWA SYARIAH JASA MITRA ABADI	409	2.045	631.258	2.820.326	631.667	2.822.371
4	PT ASURANSI SYARIAH KELUARGA INDONESIA	-	-	-	-	-	-
5	PT ASURANSI JIWA SYARIAH BUMIPUTERA	2.913	58.239	35.661	616.846	38.574	675.085
6	ASURANSI JIWA BERSAMA BUMIPUTERA 1912	-	-	-	-	-	-
7	PT ASURANSI BRI LIFE (d/h PT ASURANSI JIWA BRINGIN JIWA SEJAHTERA)	1.851	141.782	104.748	3.778.901	106.599	3.920.684
8	PT ASURANSI JIWA CENTRAL ASIA RAYA	-	-	13.679	171.651	13.679	171.651
9	PT ASURANSI SIMAS JIWA (d/h PT ASURANSI JIWA MEGA LIFE)	-	-	39.593	2.964.105	39.593	2.964.105
10	PT BNI LIFE INSURANCE	-	-	52.148	2.304.424	52.148	2.304.424
11	PT FWD LIFE INDONESIA (d/h PT FINANCIAL WIRAMITRA DANADYAKSA)	-	-	-	-	-	-
12	PT ASURANSI JIWA ADISARANA WANAARTHA	-	-	-	-	-	-
13	PT ASURANSI JIWA MEGA INDONESIA	-	-	-	-	-	-
14	PT CAPITAL LIFE SYARIAH	-	-	-	-	-	-
15	PT ASURANSI JIWA RELIANCE INDONESIA	-	-	-	-	-	-
	JUMLAH / *SUB TOTAL*	**5.173**	**202.066**	**1.053.493**	**16.091.000**	**1.058.666**	**16.293.066**
	PATUNGAN / *JOINT VENTURE :*						
1	PT ASURANSI TAKAFUL KELUARGA	2.087	82.729	156.548	6.178.706	158.635	6.261.435
2	PT AVRIST ASSURANCE	-	-	9.687	66.200	9.687	66.200
3	PT ALLIANZ LIFE INDONESIA	2.349	336.035	-	113.939	2.349	449.973
4	PT ASURANSI JIWA SINAR MAS MSIG	12	3	17.202	1.913.147	17.214	1.913.150
5	PT GREAT EASTERN LIFE INDONESIA	342	10.845	-	-	342	10.845
6	PT TOKIO MARINE LIFE INDONESIA	7	120	-	-	7	120
7	PT PRUDENTIAL LIFE ASSURANCE	-	-	-	-	-	-
8	PT AXA MANDIRI FINANCIAL SERVICES	-	-	-	-	-	-
9	PT ASURANSI JIWA MANULIFE INDONESIA	-	5	208	3.781	208	3.786
10	PT PANIN DAI-ICHI LIFE	3	227	1.547	1.055	1.550	1.282
11	PT AIA FINANCIAL	262	32.868	146	46.439	408	79.307
12	PT AXA FINANCIAL INDONESIA	-	-	-	-	-	-
13	PT SUN LIFE FINANCIAL INDONESIA	-	-	-	-	-	-
14	PT CHUBB LIFE INSURANCE INDONESIA (d/h PT ACE LIFE ASSURANCE)	-	-	-	-	-	-
15	PT ASURANSI JIWA GENERALI INDONESIA	-	-	-	-	-	-
	JUMLAH / *SUB TOTAL*	**5.062**	**462.832**	**185.338**	**8.323.267**	**190.400**	**8.786.099**
	JUMLAH KESELURUHAN / *GRAND TOTAL*	**10.235**	**664.898**	**1.238.831**	**24.414.267**	**1.249.066**	**25.079.165**

PERUSAHAAN ASURANSI JIWA-SYARIAH
SHARIA-LIFE INSURANCE COMPANIES

TABEL : 4.8D.7
PEMUTUSAN KONTRAK PRODUK YANG DIHASILKAN TAHUN 2017
LAPSE FOR PRODUCTS PRODUCED FOR THE YEAR 2017

Semua Cabang Asuransi Selain Kecelakaan Diri & Kesehatan
All Plans Except Personal Accident & Health

UP dalam jutaan rupiah
Sum Ins. in million rupiah

NO.	NAMA PERUSAHAAN *NAME OF COMPANY*	PERT. PERORANGAN *INDIVIDUAL*		PERT. KUMPULAN *GROUP*		JUMLAH *TOTAL*	
		Jumlah Polis *No. of Policies*	Jml. Uang Pert. *Sum Insured*	Jumlah Peserta *No. of Insured*	Jml. Uang Pert. *Sum Insured*	Polis/Peserta *Policies/Insured*	Jml. Uang Pert. *Sum Insured*
(1)	(2)	(3)	(4)	(5)	(6)	(7)	(8)
	SWASTA NASIONAL / *PRIVATE :*						
1	PT ASURANSI JIWA SYARIAH AL AMIN	-	-	-	-	-	-
2	PT ASURANSI JIWA AMANAHJIWA GIRI ARTHA	-	-	-	-	-	-
3	PT ASURANSI JIWA SYARIAH JASA MITRA ABADI	-	-	36	50	36	50
4	PT ASURANSI SYARIAH KELUARGA INDONESIA	-	-	-	-	-	-
5	PT ASURANSI JIWA SYARIAH BUMIPUTERA	27	1.888	1	150	28	2.038
6	ASURANSI JIWA BERSAMA BUMIPUTERA 1912	-	-	-	-	-	-
7	PT ASURANSI BRI LIFE (d/h PT ASURANSI JIWA BRINGIN JIWA SEJAHTERA)	1	15	169	10.278	170	10.293
8	PT ASURANSI JIWA CENTRAL ASIA RAYA	-	-	7	3.031	7	3.031
9	PT ASURANSI SIMAS JIWA (d/h PT ASURANSI JIWA MEGA LIFE)	12	300	30	5.530	42	5.830
10	PT BNI LIFE INSURANCE	6	196	3.308	42.552	3.314	42.748
11	PT FWD LIFE INDONESIA (d/h PT FINANCIAL WIRAMITRA DANADYAKSA)	1	50	-	-	1	50
12	PT ASURANSI JIWA ADISARANA WANAARTHA	-	-	-	-	-	-
13	PT ASURANSI JIWA MEGA INDONESIA	-	-	-	-	-	-
14	PT CAPITAL LIFE SYARIAH	3	1.410	-	-	3	1.410
15	PT ASURANSI JIWA RELIANCE INDONESIA	-	-	-	-	-	-
	JUMLAH / *SUB TOTAL*	**50**	**3.859**	**3.551**	**61.590**	**3.601**	**65.449**
	PATUNGAN / *JOINT VENTURE* :						
1	PT ASURANSI TAKAFUL KELUARGA	13.185	540.565	6.354	1.940.653	19.539	2.481.218
2	PT AVRIST ASSURANCE	30	3.000	-	-	30	3.000
3	PT ALLIANZ LIFE INDONESIA	14.923	2.959.450	-	-	14.923	2.959.450
4	PT ASURANSI JIWA SINAR MAS MSIG	2.344	331.916	24	14.737	2.368	346.653
5	PT GREAT EASTERN LIFE INDONESIA	-	-	-	-	-	-
6	PT TOKIO MARINE LIFE INDONESIA	7	1.197	-	-	7	1.197
7	PT PRUDENTIAL LIFE ASSURANCE	232	23.955	-	-	232	23.955
8	PT AXA MANDIRI FINANCIAL SERVICES	-	-	-	-	-	-
9	PT ASURANSI JIWA MANULIFE INDONESIA	1.672	605.425	4.330	266.603	6.002	872.028
10	PT PANIN DAI-ICHI LIFE	545	98.629	793	345	1.338	98.974
11	PT AIA FINANCIAL	1.296	41.990	72	65.181	1.368	107.171
12	PT AXA FINANCIAL INDONESIA	99	-	-	-	99	-
13	PT SUN LIFE FINANCIAL INDONESIA	6.206	828.004	114	-	6.320	828.004
14	PT CHUBB LIFE INSURANCE INDONESIA (d/h PT ACE LIFE ASSURANCE)	-	-	-	-	-	-
15	PT ASURANSI JIWA GENERALI INDONESIA	-	-	-	-	-	-
	JUMLAH / *SUB TOTAL*	**40.539**	**5.434.131**	**11.687**	**2.287.518**	**52.226**	**7.721.649**
	JUMLAH KESELURUHAN / *GRAND TOTAL*	**40.589**	**5.437.989**	**15.238**	**2.349.109**	**55.827**	**7.787.098**

PERUSAHAAN ASURANSI JIWA-SYARIAH
SHARIA-LIFE INSURANCE COMPANIES

TABEL : 4.8D.8
PEMUTUSAN KONTRAK PRODUK YANG DIHASILKAN TAHUN 2016
LAPSE FOR PRODUCTS PRODUCED FOR THE YEAR 2016

Semua Cabang Asuransi Selain Kecelakaan Diri & Kesehatan
All Plans Except Personal Accident & Health

UP dalam jutaan rupiah
Sum Ins. in million rupiah

NO.	NAMA PERUSAHAAN *NAME OF COMPANY*	PERT. PERORANGAN *INDIVIDUAL*		PERT. KUMPULAN *GROUP*		JUMLAH *TOTAL*	
		Jumlah Polis *No. of Policies*	Jml. Uang Pert. *Sum Insured*	Jumlah Peserta *No. of Insured*	Jml. Uang Pert. *Sum Insured*	Polis/Peserta *Policies/Insured*	Jml. Uang Pert. *Sum Insured*
(1)	(2)	(3)	(4)	(5)	(6)	(7)	(8)
	SWASTA NASIONAL / *PRIVATE :*						
1	PT ASURANSI JIWA SYARIAH AL AMIN	-	-	-	-	-	-
2	PT ASURANSI JIWA AMANAHJIWA GIRI ARTHA	-	-	-	-	-	-
3	PT ASURANSI JIWA SYARIAH JASA MITRA ABADI	-	-	99	66	99	66
4	PT ASURANSI SYARIAH KELUARGA INDONESIA	-	-	-	-	-	-
5	PT ASURANSI JIWA SYARIAH BUMIPUTERA	1.362	34.289	7	530	1.369	34.819
6	ASURANSI JIWA BERSAMA BUMIPUTERA 1912	-	-	-	-	-	-
7	PT ASURANSI BRI LIFE (d/h PT ASURANSI JIWA BRINGIN JIWA SEJAHTERA)	15	172	986	100.043	1.001	100.215
8	PT ASURANSI JIWA CENTRAL ASIA RAYA	11	261	14	3.897	25	4.158
9	PT ASURANSI SIMAS JIWA (d/h PT ASURANSI JIWA MEGA LIFE)	3	190	12	5.296	15	5.486
10	PT BNI LIFE INSURANCE	13	364	8.158	141.724	8.171	142.088
11	PT FWD LIFE INDONESIA (d/h PT FINANCIAL WIRAMITRA DANADYAKSA)	161	36.818	-	-	161	36.818
12	PT ASURANSI JIWA ADISARANA WANAARTHA	-	-	-	-	-	-
13	PT ASURANSI JIWA MEGA INDONESIA	-	-	-	-	-	-
14	PT CAPITAL LIFE SYARIAH	-	-	-	-	-	-
15	PT ASURANSI JIWA RELIANCE INDONESIA	-	-	-	-	-	-
	JUMLAH / *SUB TOTAL*	**1.565**	**72.094**	**9.276**	**251.556**	**10.841**	**323.650**
	PATUNGAN / *JOINT VENTURE* :						
1	PT ASURANSI TAKAFUL KELUARGA	-	-	-	-	-	-
2	PT AVRIST ASSURANCE	33	2.065	-	-	33	2.065
3	PT ALLIANZ LIFE INDONESIA	5.887	1.312.075	-	-	5.887	1.312.075
4	PT ASURANSI JIWA SINAR MAS MSIG	1.359	92.486	188	393.301	1.547	485.787
5	PT GREAT EASTERN LIFE INDONESIA	-	-	-	-	-	-
6	PT TOKIO MARINE LIFE INDONESIA	8	446	-	-	8	446
7	PT PRUDENTIAL LIFE ASSURANCE	1.153	127.063	9	560	1.162	127.623
8	PT AXA MANDIRI FINANCIAL SERVICES	-	-	-	-	-	-
9	PT ASURANSI JIWA MANULIFE INDONESIA	1.729	524.684	3.176	122.700	4.905	647.384
10	PT PANIN DAI-ICHI LIFE	-	-	-	-	-	-
11	PT AIA FINANCIAL	1.851	128.344	167	116.660	2.018	245.004
12	PT AXA FINANCIAL INDONESIA	164	26.858	-	-	164	26.858
13	PT SUN LIFE FINANCIAL INDONESIA	-	-	-	-	-	-
14	PT CHUBB LIFE INSURANCE INDONESIA (d/h PT ACE LIFE ASSURANCE)	162	11.486	-	-	162	11.486
15	PT ASURANSI JIWA GENERALI INDONESIA	-	-	-	-	-	-
	JUMLAH / *SUB TOTAL*	**12.346**	**2.225.507**	**3.540**	**633.221**	**15.886**	**2.858.729**
	JUMLAH KESELURUHAN / *GRAND TOTAL*	**13.911**	**2.297.601**	**12.816**	**884.777**	**26.727**	**3.182.378**

PERUSAHAAN ASURANSI JIWA-SYARIAH
SHARIA-LIFE INSURANCE COMPANIES

TABEL : 4.8D.9
PEMUTUSAN KONTRAK PRODUK YANG DIHASILKAN TAHUN 2015
LAPSE FOR PRODUCTS PRODUCED FOR THE YEAR 2015

Semua Cabang Asuransi Selain Kecelakaan Diri & Kesehatan
All Plans Except Personal Accident & Health

UP dalam jutaan rupiah
Sum Ins. in million rupiah

NO.	NAMA PERUSAHAAN *NAME OF COMPANY*	PERT. PERORANGAN *INDIVIDUAL*		PERT. KUMPULAN *GROUP*		JUMLAH *TOTAL*	
		Jumlah Polis *No. of Policies*	Jml. Uang Pert. *Sum Insured*	Jumlah Peserta *No. of Insured*	Jml. Uang Pert. *Sum Insured*	Polis/Peserta *Policies/Insured*	Jml. Uang Pert. *Sum Insured*
(1)	(2)	(3)	(4)	(5)	(6)	(7)	(8)
	SWASTA NASIONAL / *PRIVATE :*						
1	PT ASURANSI JIWA SYARIAH AL AMIN	-	-	-	-	-	-
2	PT ASURANSI JIWA AMANAHJIWA GIRI ARTHA	-	-	-	-	-	-
3	PT ASURANSI JIWA SYARIAH JASA MITRA ABADI	-	-	18	12	18	12
4	PT ASURANSI SYARIAH KELUARGA INDONESIA	-	-	-	-	-	-
5	PT ASURANSI JIWA SYARIAH BUMIPUTERA	11.442	280.489	18	3.989	11.460	284.478
6	ASURANSI JIWA BERSAMA BUMIPUTERA 1912	-	-	-	-	-	-
7	PT ASURANSI BRI LIFE (d/h PT ASURANSI JIWA BRINGIN JIWA SEJAHTERA)	182	2.882	1.278	162.314	1.460	165.196
8	PT ASURANSI JIWA CENTRAL ASIA RAYA	39	1.666	173	1.047.677	212	1.049.342
9	PT ASURANSI SIMAS JIWA (d/h PT ASURANSI JIWA MEGA LIFE)	150	9.205	319	112.776	469	121.981
10	PT BNI LIFE INSURANCE	1.134	48.560	6.867	385.921	8.001	434.481
11	PT FWD LIFE INDONESIA (d/h PT FINANCIAL WIRAMITRA DANADYAKSA)	14	4.183	-	-	14	4.183
12	PT ASURANSI JIWA ADISARANA WANAARTHA	-	-	-	-	-	-
13	PT ASURANSI JIWA MEGA INDONESIA	-	-	-	-	-	-
14	PT CAPITAL LIFE SYARIAH	-	-	-	-	-	-
15	PT ASURANSI JIWA RELIANCE INDONESIA	-	-	-	-	-	-
	JUMLAH / *SUB TOTAL*	**12.961**	**346.984**	**8.673**	**1.712.688**	**21.634**	**2.059.672**
	PATUNGAN / *JOINT VENTURE :*						
1	PT ASURANSI TAKAFUL KELUARGA	-	-	-	-	-	-
2	PT AVRIST ASSURANCE	577	50.675	922	110.925	1.499	161.600
3	PT ALLIANZ LIFE INDONESIA	11.035	2.848.767	-	-	11.035	2.848.767
4	PT ASURANSI JIWA SINAR MAS MSIG	1.676	85.036	1.469	1.244.439	3.145	1.329.475
5	PT GREAT EASTERN LIFE INDONESIA	1	180	-	-	1	180
6	PT TOKIO MARINE LIFE INDONESIA	52	3.521	-	-	52	3.521
7	PT PRUDENTIAL LIFE ASSURANCE	2.750	342.972	13	1.105	2.763	344.077
8	PT AXA MANDIRI FINANCIAL SERVICES	-	-	-	-	-	-
9	PT ASURANSI JIWA MANULIFE INDONESIA	1.687	306.859	8	225	1.695	307.084
10	PT PANIN DAI-ICHI LIFE	-	-	-	-	-	-
11	PT AIA FINANCIAL	22.434	1.570.097	43	29.946	22.477	1.600.043
12	PT AXA FINANCIAL INDONESIA	631	105.446	-	-	631	105.446
13	PT SUN LIFE FINANCIAL INDONESIA	-	-	-	-	-	-
14	PT CHUBB LIFE INSURANCE INDONESIA (d/h PT ACE LIFE ASSURANCE)	-	-	-	-	-	-
15	PT ASURANSI JIWA GENERALI INDONESIA	-	-	-	-	-	-
	JUMLAH / *SUB TOTAL*	**40.842**	**5.313.553**	**2.455**	**1.386.640**	**43.297**	**6.700.193**
	JUMLAH KESELURUHAN / *GRAND TOTAL*	**53.803**	**5.660.537**	**11.128**	**3.099.328**	**64.931**	**8.759.865**

PERUSAHAAN ASURANSI JIWA-SYARIAH
SHARIA-LIFE INSURANCE COMPANIES

TABEL : 4.8D.10
PERUBAHAN KE CABANG LAIN UNTUK TAHUN 2017
ALTERATION TO OTHER PLANS FOR THE YEAR 2017

Semua Cabang Asuransi Selain Kecelakaan Diri & Kesehatan
All Plans Except Personal Accident & Health

UP dalam jutaan rupiah
Sum Ins. in million rupiah

NO.	NAMA PERUSAHAAN *NAME OF COMPANY*	PERT. PERORANGAN *INDIVIDUAL*		PERT. KUMPULAN *GROUP*		JUMLAH *TOTAL*	
		Jumlah Polis *No. of Policies*	Jml. Uang Pert. *Sum Insured*	Jumlah Peserta *No. of Insured*	Jml. Uang Pert. *Sum Insured*	Polis/Peserta *Policies/Insured*	Jml. Uang Pert. *Sum Insured*
(1)	(2)	(3)	(4)	(5)	(6)	(7)	(8)
	SWASTA NASIONAL / *PRIVATE :*						
1	PT ASURANSI JIWA SYARIAH AL AMIN	-	-	-	-	-	-
2	PT ASURANSI JIWA AMANAHJIWA GIRI ARTHA	-	-	-	-	-	-
3	PT ASURANSI JIWA SYARIAH JASA MITRA ABADI	-	-	-	-	-	-
4	PT ASURANSI SYARIAH KELUARGA INDONESIA	-	-	-	-	-	-
5	PT ASURANSI JIWA SYARIAH BUMIPUTERA	-	-	-	-	-	-
6	ASURANSI JIWA BERSAMA BUMIPUTERA 1912	-	-	-	-	-	-
7	PT ASURANSI BRI LIFE (d/h PT ASURANSI JIWA BRINGIN JIWA SEJAHTERA)	-	-	-	-	-	-
8	PT ASURANSI JIWA CENTRAL ASIA RAYA	-	-	246	15.852	246	15.852
9	PT ASURANSI SIMAS JIWA (d/h PT ASURANSI JIWA MEGA LIFE)	-	-	-	-	-	-
10	PT BNI LIFE INSURANCE	-	-	-	-	-	-
11	PT FWD LIFE INDONESIA (d/h PT FINANCIAL WIRAMITRA DANADYAKSA)	-	-	-	-	-	-
12	PT ASURANSI JIWA ADISARANA WANAARTHA	-	-	-	-	-	-
13	PT ASURANSI JIWA MEGA INDONESIA	-	-	-	-	-	-
14	PT CAPITAL LIFE SYARIAH	-	-	-	-	-	-
15	PT ASURANSI JIWA RELIANCE INDONESIA	-	-	-	-	-	-
	JUMLAH / *SUB TOTAL*	**-**	**-**	**246**	**15.852**	**246**	**15.852**
	PATUNGAN / *JOINT VENTURE* :						
1	PT ASURANSI TAKAFUL KELUARGA	-	-	-	-	-	-
2	PT AVRIST ASSURANCE	-	-	-	-	-	-
3	PT ALLIANZ LIFE INDONESIA	-	-	-	-	-	-
4	PT ASURANSI JIWA SINAR MAS MSIG	-	-	-	-	-	-
5	PT GREAT EASTERN LIFE INDONESIA	-	-	-	-	-	-
6	PT TOKIO MARINE LIFE INDONESIA	-	-	-	-	-	-
7	PT PRUDENTIAL LIFE ASSURANCE	89.544	10.638.091	862	62.259	90.406	10.700.350
8	PT AXA MANDIRI FINANCIAL SERVICES	-	-	-	-	-	-
9	PT ASURANSI JIWA MANULIFE INDONESIA	-	-	-	-	-	-
10	PT PANIN DAI-ICHI LIFE	-	-	-	-	-	-
11	PT AIA FINANCIAL	-	-	-	-	-	-
12	PT AXA FINANCIAL INDONESIA	1	100	-	-	1	100
13	PT SUN LIFE FINANCIAL INDONESIA	-	-	-	-	-	-
14	PT CHUBB LIFE INSURANCE INDONESIA (d/h PT ACE LIFE ASSURANCE)	-	-	-	-	-	-
15	PT ASURANSI JIWA GENERALI INDONESIA	-	-	-	-	-	-
	JUMLAH / *SUB TOTAL*	**89.545**	**10.638.191**	**862**	**62.259**	**90.407**	**10.700.450**
	JUMLAH KESELURUHAN / *GRAND TOTAL*	**89.545**	**10.638.191**	**1.108**	**78.111**	**90.653**	**10.716.302**

PERUSAHAAN ASURANSI JIWA-SYARIAH
SHARIA-LIFE INSURANCE COMPANIES

TABEL : 4.8D.11
PERTANGGUNGAN PADA AKHIR TAHUN 2017
POLICIES INFORCE AT THE END OF THE YEAR 2017

Semua Cabang Asuransi Selain Kecelakaan Diri & Kesehatan
All Plans Except Personal Accident & Health

UP dalam jutaan rupiah
Sum Ins. in million rupiah

NO.	NAMA PERUSAHAAN *NAME OF COMPANY*	PERT. PERORANGAN *INDIVIDUAL*		PERT. KUMPULAN *GROUP*		JUMLAH *TOTAL*	
		Jumlah Polis *No. of Policies*	Jml. Uang Pert. *Sum Insured*	Jumlah Peserta *No. of Insured*	Jml. Uang Pert. *Sum Insured*	Polis/Peserta *Policies/Insured*	Jml. Uang Pert. *Sum Insured*
(1)	(2)	(3)	(4)	(5)	(6)	(7)	(8)
	SWASTA NASIONAL / *PRIVATE* :						
1	PT ASURANSI JIWA SYARIAH AL AMIN	-	-	905.365	13.630.037	905.365	13.630.037
2	PT ASURANSI JIWA AMANAHJIWA GIRI ARTHA	-	-	-	2.781.461	-	2.781.461
3	PT ASURANSI JIWA SYARIAH JASA MITRA ABADI	143	1.270	69.421	3.007.400	69.564	3.008.670
4	PT ASURANSI SYARIAH KELUARGA INDONESIA	-	-	452.119	2.820.341	452.119	2.820.341
5	PT ASURANSI JIWA SYARIAH BUMIPUTERA	109.463	2.854.108	21.521	1.310.389	130.984	4.164.498
6	ASURANSI JIWA BERSAMA BUMIPUTERA 1912	-	-	-	-	-	-
7	PT ASURANSI BRI LIFE (d/h PT ASURANSI JIWA BRINGIN JIWA SEJAHTERA)	12.186	488.583	798.359	18.014.280	810.545	18.502.863
8	PT ASURANSI JIWA CENTRAL ASIA RAYA	600	36.417	103.626	6.765.010	104.226	6.801.427
9	PT ASURANSI SIMAS JIWA (d/h PT ASURANSI JIWA MEGA LIFE)	398	18.195	104.231	13.345.362	104.629	13.363.557
10	PT BNI LIFE INSURANCE	5.950	253.365	225.852	24.215.772	231.802	24.469.137
11	PT FWD LIFE INDONESIA (d/h PT FINANCIAL WIRAMITRA DANADYAKSA)	3.390	1.210.777	40	11.158	3.430	1.221.935
12	PT ASURANSI JIWA ADISARANA WANAARTHA	140	96.440	133	-	273	96.440
13	PT ASURANSI JIWA MEGA INDONESIA	212	55.177	-	-	212	55.177
14	PT CAPITAL LIFE SYARIAH	759	594.878	10.155	-	10.914	594.878
15	PT ASURANSI JIWA RELIANCE INDONESIA	-	-	-	-	-	-
	JUMLAH / *SUB TOTAL*	**133.241**	**5.609.209**	**2.690.822**	**85.901.210**	**2.824.063**	**91.510.420**
	PATUNGAN / *JOINT VENTURE* :						
1	PT ASURANSI TAKAFUL KELUARGA	105.848	4.805.472	419.157	33.153.813	525.005	37.959.285
2	PT AVRIST ASSURANCE	5.205	648.718	51.252	2.686.030	56.457	3.334.748
3	PT ALLIANZ LIFE INDONESIA	117.304	31.281.167	-	9.536.589	117.304	40.817.755
4	PT ASURANSI JIWA SINAR MAS MSIG	17.162	1.290.103	69.479	23.335.178	86.641	24.625.281
5	PT GREAT EASTERN LIFE INDONESIA	748	60.038	-	-	748	60.038
6	PT TOKIO MARINE LIFE INDONESIA	464	37.928	-	-	464	37.928
7	PT PRUDENTIAL LIFE ASSURANCE	516.683	59.863.015	5.281	453.795	521.964	60.316.810
8	PT AXA MANDIRI FINANCIAL SERVICES	-	-	-	-	-	-
9	PT ASURANSI JIWA MANULIFE INDONESIA	17.242	4.454.039	28.427	2.884.837	45.669	7.338.877
10	PT PANIN DAI-ICHI LIFE	3.751	841.152	4.981	26.001	8.732	867.153
11	PT AIA FINANCIAL	212.016	14.237.051	12.209	5.300.974	224.225	19.538.025
12	PT AXA FINANCIAL INDONESIA	4.593	898.401	-	-	4.593	898.401
13	PT SUN LIFE FINANCIAL INDONESIA	18.103	3.096.687	58.441	1.680.070	76.544	4.776.756
14	PT CHUBB LIFE INSURANCE INDONESIA (d/h PT ACE LIFE ASSURANCE)	1.169	71.939	-	-	1.169	71.939
15	PT ASURANSI JIWA GENERALI INDONESIA	76	58.634	-	-	76	58.634
	JUMLAH / *SUB TOTAL*	**1.020.364**	**121.644.344**	**649.227**	**79.057.287**	**1.669.591**	**200.701.631**
	JUMLAH KESELURUHAN / *GRAND TOTAL*	**1.153.605**	**127.253.553**	**3.340.049**	**164.958.497**	**4.493.654**	**292.212.051**

USAHA ASURANSI JIWA DENGAN PRINSIP SYARIAH
SHARIAH LIFE INSURANCE BUSINESS

TABEL : 4.9D.1 / TABLE 4.9D.1
PENYISIHAN TEKNIS, TAHUN 2017
TECHNICAL RESERVE, YEAR 2017

Dalam Jutaan Rupiah
In Millions Rupiah

NO.	NAMA PERUSAHAAN *NAME OF COMPANY*	PKYBMP	PENYISIHAN KONTRIBUSI *PROVISION FOR CONTRIBUTION*	PENYISIHAN KLAIM *PROVISION FOR CLAIM*	PENYISIHAN UJROH	PENYISIHAN PAYDI YANG MEMBERIKAN GARANSI POKOK INVESTASI	PENYISIHAN ATAS RISIKO BENCANA	JUMLAH *TOTAL*
(1)	(2)	(3)	(4)	(5)	(6)	(7)	(8)	(9)
	FULL-FLEDGED SYARIAH							
1	PT ASURANSI TAKAFUL KELUARGA	21.338	230.234	17.540	28.738	-	265	298.115
2	PT ASURANSI JIWA SYARIAH AL AMIN	1.569	356.633	12.209	10.442	-	-	380.853
3	PT ASURANSI JIWA AMANAHJIWA GIRI ARTHA	442	15.560	263	-	-	86	16.352
4	PT ASURANSI JIWA SYARIAH JASA MITRA ABADI	607	33.160	647	6.546	-	-	40.960
5	PT ASURANSI SYARIAH KELUARGA INDONESIA	1.346	2.529	275	1.030	-	46	5.226
6	PT ASURANSI JIWA SYARIAH BUMIPUTERA	973	54.947	1.728	12.750	-	12	70.411
7	PT CAPITAL LIFE SYARIAH	342	-	17	5.505	-	-	5.863
	JUMLAH / SUB TOTAL	**26.618**	**693.064**	**32.679**	**65.011**	**-**	**409**	**817.780**
	UNIT SYARIAH							
1	ASURANSI JIWA BERSAMA BUMIPUTERA 1912	-	-	-	-	-	-	-
2	PT AVRIST ASSURANCE	18.595	17.754	2.787	27.530	-	-	66.666
3	PT ALLIANZ LIFE INDONESIA	13.864	9.014	42.913	10.727	-	-	76.518
4	PT ASURANSI JIWA BRINGIN JIWA SEJAHTERA	58	58.970	2.033	22.566	-	-	83.628
5	PT ASURANSI JIWA CENTRAL ASIA RAYA	43	54.172	250	23.370	-	38	77.874
6	PT ASURANSI SIMAS JIWA (d/h PT ASURANSI JIWA MEGA LIFE)	7	40.969	5.691	439	-	178	47.285
7	PT ASURANSI JIWA SINAR MAS MSIG	1.602	126.245	8.137	31.783	-	62	167.829
8	PT BNI LIFE INSURANCE	15.085	84.993	8.875	10.288	-	122	119.362
9	PT GREAT EASTERN LIFE INDONESIA	-	260	-	0	-	-	260
10	PT TOKIO MARINE LIFE INDONESIA	170	159	149	3.279	-	3	3.759
11	PT PRUDENTIAL LIFE ASSURANCE	27.002	852	245.515	26.663	-	371	300.403
12	PT AXA MANDIRI FINANCIAL SERVICES	3.488	92	4.838	4.788	-	-	13.204
13	PT ASURANSI JIWA MANULIFE INDONESIA	1.213	7.162	7.539	26.552	-	-	42.467
14	PT PANIN DAI-ICHI LIFE	271	5	3.708	10	-	-	3.995
15	PT AIA FINANCIAL	2.995	31.691	12.476	43.331	-	-	90.493
16	PT AXA FINANCIAL INDONESIA	756	16	134	1.010	-	48	1.964
17	PT SUN LIFE FINANCIAL INDONESIA	1.274	13.343	2.336	27.494	-	8	44.455
18	PT CHUBB LIFE INSURANCE INDONESIA (d/h PT ACE LIFE ASSURANCE)	8	-	-	8	-	-	16
19	PT FWD LIFE INDONESIA (d/h PT FINANCIAL WIRAMITRA DANADYAKSA)	356	63	986	154	-	81	1.639
20	PT ASURANSI JIWA ADISARANA WANAARTHA	6	9.928	-	32	-	-	9.965
21	PT ASURANSI JIWA MEGA INDONESIA	14	-	4	208	-	1	227
22	PT ASURANSI JIWA RELIANCE INDONESIA	-	-	-	-	-	-	-
23	PT ASURANSI JIWA GENERALI INDONESIA	27	-	7	12	-	-	46
	JUMLAH / SUB TOTAL	**86.836**	**455.688**	**348.379**	**260.241**	**-**	**912**	**1.152.055**
	JUMLAH KESELURUHAN / TOTAL	**113.454**	**1.148.752**	**381.057**	**325.252**	**-**	**1.320**	**1.969.835**

USAHA ASURANSI JIWA DENGAN PRINSIP SYARIAH
SHARIAH LIFE INSURANCE BUSINESS

TABEL : 4.9D.2/ TABLE 4.9D.2
KENAIKAN (PENURUNAN) PENYISIHAN TEKNIS, TAHUN 2017
INCREASE (DECREASE) IN TECHNICAL RESERVE, YEAR 2017

Dalam Jutaan Rupiah
In Millions Rupiah

NO.	NAMA PERUSAHAAN *NAME OF COMPANY*	PKYBMP	PENYISIHAN KONTRIBUSI *PROVISION FOR CONTRIBUTION*	PENYISIHAN KLAIM *PROVISION FOR CLAIM*	PENYISIHAN UJROH	PENYISIHAN PAYDI YANG MEMBERIKAN GARANSI POKOK INVESTASI	PENYISIHAN ATAS RISIKO BENCANA	JUMLAH *TOTAL*
(1)	(2)	(3)	(4)	(5)	(6)	(7)	(8)	(9)
	FULL-FLEDGED SYARIAH							
1	PT ASURANSI TAKAFUL KELUARGA	5.134	7.893	6.009	-	-	265	19.301
2	PT ASURANSI JIWA SYARIAH AL AMIN	292	7.311	1.244	3.567	-	-	12.414
3	PT ASURANSI JIWA AMANAHJIWA GIRI ARTHA	(72)	-	(52)	(1.748)	-	-	(1.872)
4	PT ASURANSI JIWA SYARIAH JASA MITRA ABADI	44	7.948	(1.081)	(4.023)	-	7.992	10.880
5	PT ASURANSI SYARIAH KELUARGA INDONESIA	(496)	(1.948)	146	327	-	(46)	(2.016)
6	PT ASURANSI JIWA SYARIAH BUMIPUTERA	(44)	(7.989)	1.216	12.661	-	(12)	5.832
7	PT CAPITAL LIFE SYARIAH	208	-	17	5.505	-	-	5.730
	JUMLAH / SUB TOTAL	**5.067**	**13.215**	**7.500**	**16.289**	**-**	**8.199**	**50.270**
	UNIT SYARIAH							
1	ASURANSI JIWA BERSAMA BUMIPUTERA 1912	-	-	-	-	-	-	-
2	PT AVRIST ASSURANCE	17.825	6.318	1.227	-	-	-	25.371
3	PT ALLIANZ LIFE INDONESIA	(2.841)	(113)	17.843	-	-	-	14.889
4	PT ASURANSI JIWA BRINGIN JIWA SEJAHTERA	(51)	(4.311)	1.829	-	-	-	(2.534)
5	PT ASURANSI JIWA CENTRAL ASIA RAYA	69	(5.466)	96	23.370	-	(38)	18.031
6	PT ASURANSI SIMAS JIWA (d/h PT ASURANSI JIWA MEGA LIFE)	(2)	(4.504)	(4.013)	439	-	178	(7.902)
7	PT ASURANSI JIWA SINAR MAS MSIG	(577)	6.819	2.333	12.381	-	6.242	27.199
8	PT BNI LIFE INSURANCE	4.116	(19.671)	3.436	229	-	(15.555)	(27.445)
9	PT GREAT EASTERN LIFE INDONESIA	(9)	113	-	(1)	-	-	103
10	PT TOKIO MARINE LIFE INDONESIA	123	(34)	(12)	-	-	-	77
11	PT PRUDENTIAL LIFE ASSURANCE	1.833	645	44.625	-	-	371	47.474
12	PT AXA MANDIRI FINANCIAL SERVICES	(39)	(97)	1.229	-	-	-	1.093
13	PT ASURANSI JIWA MANULIFE INDONESIA	238	5.570	3.018	-	-	-	8.826
14	PT PANIN DAI-ICHI LIFE	(18)	-	3.215	10	-	-	3.207
15	PT AIA FINANCIAL	(1.918)	4.620	(297)	43.331	-	-	45.736
16	PT AXA FINANCIAL INDONESIA	(62)	8	25	1.010	-	48	1.029
17	PT SUN LIFE FINANCIAL INDONESIA	(43)	10.101	1.398	27.494	-	8	38.957
18	PT CHUBB LIFE INSURANCE INDONESIA (d/h PT ACE LIFE ASSURANCE)	4	-	-	(8)	-	-	(4)
19	PT FWD LIFE INDONESIA (d/h PT FINANCIAL WIRAMITRA DANADYAKSA)	278	31	(886)	(154)	-	81	(650)
20	PT ASURANSI JIWA ADISARANA WANAARTHA	6	9.567	-	32	-	-	9.604
21	PT ASURANSI JIWA MEGA INDONESIA	5	-	2	208	-	-	216
22	PT ASURANSI JIWA RELIANCE INDONESIA	-	-	-	-	-	-	-
23	PT ASURANSI JIWA GENERALI INDONESIA	(21)	-	6	12	-	-	(4)
	JUMLAH / SUB TOTAL	**18.913**	**9.597**	**75.076**	**108.352**	**-**	**(8.665)**	**203.274**
	JUMLAH KESELURUHAN / TOTAL	**23.980**	**22.813**	**82.576**	**124.641**	**-**	**(465)**	**253.544**

USAHA ASURANSI JIWA DENGAN PRINSIP SYARIAH
SHARIAH LIFE INSURANCE BUSINESS

TABEL : 4.9D.3/ TABLE 4.9D.3
PENYISIHAN TEKNIS, TAHUN 2016
TECHNICAL RESERVE, YEAR 2016

Dalam Jutaan Rupiah
In Millions Rupiah

NO.	NAMA PERUSAHAAN *NAME OF COMPANY*	PKYBMP	PENYISIHAN KONTRIBUSI *PROVISION FOR CONTRIBUTION*	PENYISIHAN KLAIM *PROVISION FOR CLAIM*	PENYISIHAN UJROH	PENYISIHAN PAYDI YANG MEMBERIKAN GARANSI POKOK INVESTASI	PENYISIHAN ATAS RISIKO BENCANA	JUMLAH *TOTAL*
(1)	(2)	(3)	(4)	(5)	(6)	(7)	(8)	(9)
	FULL-FLEDGED SYARIAH							
1	PT ASURANSI TAKAFUL KELUARGA	16.204	222.341	11.530	28.738	-	-	278.814
2	PT ASURANSI JIWA SYARIAH AL AMIN	1.277	349.322	10.965	6.874	-	-	368.438
3	PT ASURANSI JIWA AMANAHJIWA GIRI ARTHA	514	15.560	314	1.748	-	86	18.224
4	PT ASURANSI JIWA SYARIAH JASA MITRA ABADI	564	25.212	1.728	10.568	-	(7.992)	30.080
5	PT ASURANSI SYARIAH KELUARGA INDONESIA	1.841	4.477	129	703	-	91	7.242
6	PT ASURANSI JIWA SYARIAH BUMIPUTERA	1.017	62.936	512	90	-	24	64.578
7	PT CAPITAL LIFE SYARIAH	133	-	-	-	-	-	133
	JUMLAH / SUB TOTAL	**21.551**	**679.849**	**25.178**	**48.722**	**-**	**(7.791)**	**767.510**
	UNIT SYARIAH							
1	ASURANSI JIWA BERSAMA BUMIPUTERA 1912	-	-	-	-	-	-	-
2	PT AVRIST ASSURANCE	770	11.435	1.561	27.530	-	-	41.296
3	PT ALLIANZ LIFE INDONESIA	16.705	9.128	25.070	10.727	-	-	61.629
4	PT ASURANSI JIWA BRINGIN JIWA SEJAHTERA	110	63.282	204	22.566	-	-	86.161
5	PT ASURANSI JIWA CENTRAL ASIA RAYA	(26)	59.638	155	-	-	76	59.843
6	PT ASURANSI SIMAS JIWA (d/h PT ASURANSI JIWA MEGA LIFE)	10	45.473	9.704	-	-	-	55.187
7	PT ASURANSI JIWA SINAR MAS MSIG	2.179	119.426	5.804	19.402	-	(6.180)	140.630
8	PT BNI LIFE INSURANCE	10.969	104.663	5.439	10.059	-	15.677	146.807
9	PT GREAT EASTERN LIFE INDONESIA	9	146	-	1	-	-	157
10	PT TOKIO MARINE LIFE INDONESIA	47	193	161	3.279	-	3	3.682
11	PT PRUDENTIAL LIFE ASSURANCE	25.170	207	200.890	26.663	-	-	252.929
12	PT AXA MANDIRI FINANCIAL SERVICES	3.527	189	3.608	4.788	-	-	12.112
13	PT ASURANSI JIWA MANULIFE INDONESIA	976	1.592	4.521	26.552	-	-	33.641
14	PT PANIN DAI-ICHI LIFE	289	5	493	-	-	-	787
15	PT AIA FINANCIAL	4.913	27.071	12.773	-	-	-	44.757
16	PT AXA FINANCIAL INDONESIA	819	7	109	-	-	-	934
17	PT SUN LIFE FINANCIAL INDONESIA	1.317	3.242	938	-	-	-	5.498
18	PT CHUBB LIFE INSURANCE INDONESIA (d/h PT ACE LIFE ASSURANCE)	4	-	-	16	-	-	20
19	PT FWD LIFE INDONESIA (d/h PT FINANCIAL WIRAMITRA DANADYAKSA)	79	32	1.871	308	-	-	2.289
20	PT ASURANSI JIWA ADISARANA WANAARTHA	0	361	-	-	-	-	361
21	PT ASURANSI JIWA MEGA INDONESIA	9	-	1	-	-	1	11
22	PT ASURANSI JIWA RELIANCE INDONESIA	-	-	-	-	-	-	-
23	PT ASURANSI JIWA GENERALI INDONESIA	48	-	2	-	-	-	49
	JUMLAH / SUB TOTAL	**67.923**	**446.091**	**273.303**	**151.889**	**-**	**9.576**	**948.782**
	JUMLAH KESELURUHAN / TOTAL	**89.474**	**1.125.940**	**298.481**	**200.611**	**-**	**1.786**	**1.716.291**

USAHA ASURANSI JIWA SYARIAH
SHARIA LIFE INSURANCE BUSINESS

TABEL: 4.1E / *TABLE 4.1E*
REKAPITULASI LAPORAN POSISI KEUANGAN DANA INVESTASI PESERTA, PER 31 DESEMBER 2017
THE RECAPITULATION OF BALANCE SHEETS OF PARTICIPANT INVESTMENT FUND AS OF 31 DECEMBER 2017

Dalam Jutaan Rupiah
In Millions Rupiah

NO.	NAMA PERUSAHAAN *NAME OF COMPANY*	INVESTASI *INVESTMENT*	JUMLAH BUKAN INVESTASI *NON INVESTMENT*	JUMLAH KEKAYAAN *TOTAL ASSETS*	UTANG UJRAH PENGELOLAAN DANA *UJRAH PAYABLE*	UTANG BAGI HASIL *PROFIT SHARING PAYABLE*	PENARIKAN DANA INVESTASI *FUND WITHDRAWAL PAYABLE TO PARICIPANTS*	UTANG LAIN *OTHER PAYABLE*	AKUMULASI DANA INVESTASI PESERTA *ACCUMULATION OF INVESTMENT FUNDS*	JUMLAH *TOTAL*
(1)	(2)	(3)	(4)	(5)	(6)	(7)	(8)	(9)	(10)	(11)
	PERUSAHAAN ASURANSI SYARIAH									
1	PT ASURANSI TAKAFUL KELUARGA	1.037.881	8.414	1.046.295	-	-	50	1.070.095	(23.850)	1.046.295
2	PT ASURANSI JIWA SYARIAH AL AMIN	-	-	-	-	-	-	-	-	-
3	PT ASURANSI JIWA AMANAHJIWA GIRI ARTHA	3.046	507	3.553	-	-	89	3.464	-	3.553
4	PT ASURANSI JIWA SYARIAH JASA MITRA ABADI	-	159	159	-	-	-	159	-	159
5	PT ASURANSI SYARIAH KELUARGA INDONESIA	-	-	-	-	-	-	-	-	-
6	PT ASURANSI JIWA SYARIAH BUMIPUTERA	699.893	12.638	712.531	26.158	57	-	698.756	(12.440)	712.531
7	PT CAPITAL LIFE SYARIAH	645.403	66.576	711.979	-	-	9.745	702.235	-	711.979
	JUMLAH / SUB TOTAL	**2.386.224**	**88.294**	**2.474.518**			**9.884**	**2.474.709**		**2.474.518**
	UNIT SYARIAH									
1	ASURANSI JIWA BERSAMA BUMIPUTERA 1912	-	-	-	-	-	-	-	-	-
2	PT AVRIST ASSURANCE	238.563	2.315	240.879	-	-	2.890	237.906	83	240.879
3	PT ALLIANZ LIFE INDONESIA	1.609.015	58.865	1.667.880	-	-	22.783	1.645.097	-	1.667.880
4	PT ASURANSI BRI LIFE (d/h PT ASURANSI JIWA BRINGIN JIWA SEJAHTERA)	62.569	2.060	64.629	-	-	5.330	59.299	-	64.629
5	PT ASURANSI JIWA CENTRAL ASIA RAYA	17.763	513	18.276	48	-	668	17.560	-	18.276
6	PT ASURANSI SIMAS JIWA (d/h PT ASURANSI JIWA MEGA LIFE)	4.012	11.507	15.520	-	-	1.958	13.561	-	15.520
7	PT ASURANSI JIWA SINAR MAS MSIG	457.273	363.746	821.019	19.907	-	53.282	747.829	-	821.019
8	PT BNI LIFE INSURANCE	226.826	3.336	230.162	-	-	3.027	227.135	-	230.162
9	PT GREAT EASTERN LIFE INDONESIA	-	-	-	-	-	-	-	-	-
10	PT TOKIO MARINE LIFE INDONESIA	9.661	1.765	11.426	316	-	1.023	10.088	-	11.426
11	PT PRUDENTIAL LIFE ASSURANCE	6.316.737	68.366	6.385.104	-	-	155.238	6.229.866	-	6.385.104
12	PT AXA MANDIRI FINANCIAL SERVICES	1.133.344	28.363	1.161.707	-	-	13.148	1.148.559	-	1.161.707
13	PT ASURANSI JIWA MANULIFE INDONESIA	376.162	3.935	380.097	-	-	28.210	351.887	-	380.097
14	PT PANIN DAI-ICHI LIFE	51.279	2.933	54.212	-	3	-	54.209	-	54.212
15	PT AIA FINANCIAL	6.614.739	25.679	6.640.418	-	11.475	79.082	6.549.861	-	6.640.418
16	PT AXA FINANCIAL INDONESIA	98.708	2.055	100.763	-	-	1.206	99.557	-	100.763
17	PT SUN LIFE FINANCIAL INDONESIA	257.918	4.830	262.748	-	471	2.780	259.497	-	262.748
18	PT CHUBB LIFE INSURANCE INDONESIA (d/h PT ACE LIFE ASSURANCE)	2.056	63	2.118	-	-	63	2.056	-	2.118
19	PT FWD LIFE INDONESIA (d/h PT FINANCIAL WIRAMITRA DANADYAKSA)	32.203	9.541	41.745	-	-	6.925	34.820	-	41.745
20	PT ASURANSI JIWA ADISARANA WANAARTHA	375	5	380	-	-	244	136	-	380
21	PT ASURANSI JIWA MEGA INDONESIA	6.413	829	7.241	-	-	1	7.240	-	7.241
22	PT ASURANSI JIWA RELIANCE INDONESIA	-	-	-	-	-	-	-	-	-
23	PT ASURANSI JIWA GENERALI INDONESIA	-	237	237	-	-	0	237	-	237
	JUMLAH / SUB TOTAL	**17.515.618**	**590.943**	**18.106.561**	**20.271**	**11.949**	**377.858**	**17.696.399**	**83**	**18.106.561**
	JUMLAH KESELURUHAN / GRAND TOTAL	**19.901.841**	**679.237**	**20.581.079**	**20.271**	**11.949**	**387.742**	**20.171.108**	**83**	**20.581.079**

USAHA ASURANSI JIWA SYARIAH
SHARIA LIFE INSURANCE BUSINESS

TABEL: 4.1E.1 / TABLE 4.1E.1
REKAPITULASI INVESTASI, DANA INVESTASI PESERTA, PER 31 DESEMBER 2017
THE RECAPITULATION OF INVESTMENT OF PARTICIPANTS' INVESTMENT FUND, AS OF 31 DECEMBER 2017

Dalam Jutaan Rupiah
In Millions Rupiah

NO.	NAMA PERUSAHAAN *NAME OF COMPANY*	DEPOSITO *TIME DEPOSIT*	SERTIFIKAT DEPOSITO *CERTIFICATE OF DEPOSIT*	SAHAM SYARIAH *SHARIA STOCK*	SUKUK KORPORASI *CORPORATE SUKUK*	MTN SYARIAH *CORPORATE SHARIA MTN*	SBSN *GOVERNMENT SUKUK*	SB. SYARIAH DITERBITKAN BANK INDONESIA *SHARIA PROMISSORY NOTES ISSUED BY BI*	SB. SYARIAH DITERBITKAN NEGARA LAIN *FOREIGN GOVT. SUKUK*	SB SYARIAH DITERBITKAN LEMBAGA MULTINASIONAL *SUKUK OF MULTINAT. INSITUTIONS*	REKSA DANA SYARIAH *SHARIA MUTUAL FUND*	EFEK BERAGUN ASET SYARIAH *SHARIA ASSETS BACKED SECURITIES*	PEMBIAYAAN MELALUI KERJASAMA PIHAK LAIN *FINANCING*	EMAS MURNI *GOLD*	INVESTASI LAIN *OTHER INVESTMENT*	JUMLAH *TOTAL*
(1)	(2)	(3)	(4)	(5)	(6)	(7)	(8)	(9)	(10)	(11)	(12)	(13)	(14)	(15)	(16)	(17)
	PERUSAHAAN ASURANSI SYARIAH															
1	PT ASURANSI TAKAFUL KELUARGA	345.845	-	249.957	143.789	-	163.134	-	-	-	82.039	-	-	-	53.116	1.037.881
2	PT ASURANSI JIWA SYARIAH AL AMIN	-	-	-	-	-	-	-	-	-	-	-	-	-	-	-
3	PT ASURANSI JIWA AMANAHJIWA GIRI ARTHA	1.910	-	-	-	-	-	-	-	-	1.136	-	-	-	-	3.046
4	PT ASURANSI JIWA SYARIAH JASA MITRA ABADI	-	-	-	-	-	-	-	-	-	-	-	-	-	-	-
5	PT ASURANSI SYARIAH KELUARGA INDONESIA	-	-	-	-	-	-	-	-	-	-	-	-	-	-	-
6	PT ASURANSI JIWA SYARIAH BUMIPUTERA	93.023	-	-	130.395	-	34.496	-	-	-	441.979	-	-	-	-	699.893
7	PT CAPITAL LIFE SYARIAH	127.155	-	111.595	2.038	-	188.115	-	-	-	216.500	-	-	-	-	645.403
	JUMLAH / SUB TOTAL	**567.934**	**-**	**361.552**	**276.223**	**-**	**385.744**	**-**	**-**	**-**	**741.654**	**-**	**-**	**-**	**53.116**	**2.386.224**
	UNIT SYARIAH															
1	ASURANSI JIWA BERSAMA BUMIPUTERA 1912	-	-	-	-	-	-	-	-	-	-	-	-	-	-	-
2	PT AVRIST ASSURANCE	31.737	-	-	-	-	-	-	-	-	206.826	-	-	-	-	238.563
3	PT ALLIANZ LIFE INDONESIA	95.010	-	1.251.580	5.106	-	257.064	-	-	-	255	-	-	-	-	1.609.015
4	PT ASURANSI BRI LIFE (d/h PT ASURANSI JIWA BRINGIN JIWA SEJAHTERA)	12.610	-	-	15.280	-	22.068	-	-	-	12.611	-	-	-	-	62.569
5	PT ASURANSI JIWA CENTRAL ASIA RAYA	1.781	-	7.877	8.105	-	-	-	-	-	-	-	-	-	-	17.763
6	PT ASURANSI SIMAS JIWA (d/h PT ASURANSI JIWA MEGA LIFE)	-	-	82	2.087	-	-	-	-	-	1.844	-	-	-	-	4.012
7	PT ASURANSI JIWA SINAR MAS MSIG	118.000	-	-	-	-	93.726	-	-	-	245.547	-	-	-	-	457.273
8	PT BNI LIFE INSURANCE	36.000	-	6.671	40.860	15.000	49.190	-	-	-	79.105	-	-	-	-	226.826
9	PT GREAT EASTERN LIFE INDONESIA	-	-	-	-	-	-	-	-	-	-	-	-	-	-	-
10	PT TOKIO MARINE LIFE INDONESIA	1.972	-	6.764	-	-	212	-	-	-	713	-	-	-	-	9.661
11	PT PRUDENTIAL LIFE ASSURANCE	246.302	-	5.609.929	-	-	-	-	-	-	460.506	-	-	-	-	6.316.737
12	PT AXA MANDIRI FINANCIAL SERVICES	56.000	-	1.015.251	-	-	23.433	-	-	-	38.660	-	-	-	-	1.133.344
13	PT ASURANSI JIWA MANULIFE INDONESIA	76.115	-	256.988	3.051	-	40.008	-	-	-	-	-	-	-	-	376.162
14	PT PANIN DAI-ICHI LIFE	239	-	-	-	-	-	-	-	-	51.040	-	-	-	-	51.279
15	PT AIA FINANCIAL	168.590	-	5.605.065	-	-	-	-	-	-	841.084	-	-	-	-	6.614.739
16	PT AXA FINANCIAL INDONESIA	800	-	84.505	-	-	-	-	-	-	13.402	-	-	-	-	98.708
17	PT SUN LIFE FINANCIAL INDONESIA	28.000	-	215.268	-	-	-	-	-	-	14.650	-	-	-	-	257.918
18	PT CHUBB LIFE INSURANCE INDONESIA (d/h PT ACE LIFE ASSURANCE)	-	-	-	-	-	-	-	-	-	2.056	-	-	-	-	2.056
19	PT FWD LIFE INDONESIA (d/h PT FINANCIAL WIRAMITRA DANADYAKSA)	-	-	-	-	-	-	-	-	-	32.203	-	-	-	-	32.203
20	PT ASURANSI JIWA ADISARANA WANAARTHA	-	-	-	-	-	-	-	-	-	375	-	-	-	-	375
21	PT ASURANSI JIWA MEGA INDONESIA	-	-	-	-	-	-	-	-	-	6.413	-	-	-	-	6.413
22	PT ASURANSI JIWA RELIANCE INDONESIA	-	-	-	-	-	-	-	-	-	-	-	-	-	-	-
23	PT ASURANSI JIWA GENERALI INDONESIA	-	-	-	-	-	-	-	-	-	-	-	-	-	-	-
	JUMLAH / SUB TOTAL	**873.157**	**-**	**14.059.981**	**74.489**	**15.000**	**485.701**	**-**	**-**	**-**	**2.007.290**	**-**	**-**	**-**	**-**	**17.515.618**
	JUMLAH KESELURUHAN / GRAND TOTAL	**1.441.091**	**-**	**14.421.533**	**350.712**	**15.000**	**871.446**	**-**	**-**	**-**	**2.748.944**	**-**	**-**	**-**	**53.116**	**19.901.841**

USAHA ASURANSI JIWA SYARIAH
SHARIA LIFE INSURANCE BUSINESS

TABEL: 4.1E.2 / TABLE 4.1E.2
REKAPITULASI ASET NON INVESTASI, DANA INVESTASI PESERTA, PER 31 DESEMBER 2017
THE RECAPITULATION OF NON- INVESTMENT ASSETS OF PARTICIPANTS' INVESTMENT FUND, AS OF 31 DECEMBER 2017

Dalam Jutaan Rupiah
In Millions Rupiah

NO.	NAMA PERUSAHAAN *NAME OF COMPANY*	KAS DAN BANK *CASH AND BANK*	TAGIHAN INVESTASI *INVESTMENT RECEIVABLE*	TAGIHAN HASIL INVESTASI *INVESTMENT YIELD REC.*	TAGIHAN KONTRIBUSI	TAGIHAN UJRAH KEPADA PESERTA	ASET LAIN *OTHER ASSETS*	JUMLAH BUKAN INVESTASI *TOTAL NON INVESTED ASSETS*
(1)	(2)	(3)	(4)	(5)	(6)	(7)	(8)	(8)
	PERUSAHAAN ASURANSI SYARIAH							
1	PT ASURANSI TAKAFUL KELUARGA	5.644	-	2.771	-	-	-	8.414
2	PT ASURANSI JIWA SYARIAH AL AMIN	-	-	-	-	-	-	-
3	PT ASURANSI JIWA AMANAHJIWA GIRI ARTHA	382	-	-	-	-	125	507
4	PT ASURANSI JIWA SYARIAH JASA MITRA ABADI	159	-	-	-	-	-	159
5	PT ASURANSI SYARIAH KELUARGA INDONESIA	-	-	-	-	-	-	-
6	PT ASURANSI JIWA SYARIAH BUMIPUTERA	10.679	-	-	-	-	-	12.638
7	PT CAPITAL LIFE SYARIAH	65.569	-	1.007	-	-	-	66.576
	JUMLAH / SUB TOTAL	**82.433**	**-**	**3.777**	**-**	**-**	**125**	**88.294**
	UNIT SYARIAH							
1	ASURANSI JIWA BERSAMA BUMIPUTERA 1912	-	-	-	-	-	-	-
2	PT AVRIST ASSURANCE	1.767	165	-	-	-	383	2.315
3	PT ALLIANZ LIFE INDONESIA	18.374	-	-	-	-	10.382	58.865
4	PT ASURANSI BRI LIFE (d/h PT ASURANSI JIWA BRINGIN JIWA SEJAHTERA)	595	-	-	-	-	-	2.060
5	PT ASURANSI JIWA CENTRAL ASIA RAYA	294	-	219	-	-	-	513
6	PT ASURANSI SIMAS JIWA (d/h PT ASURANSI JIWA MEGA LIFE)	212	-	-	-	-	11.256	11.507
7	PT ASURANSI JIWA SINAR MAS MSIG	18.683	-	1.833	-	-	343.231	363.746
8	PT BNI LIFE INSURANCE	1.849	-	1.487	-	-	-	3.336
9	PT GREAT EASTERN LIFE INDONESIA	-	-	-	-	-	-	-
10	PT TOKIO MARINE LIFE INDONESIA	956	-	9	-	7	793	1.765
11	PT PRUDENTIAL LIFE ASSURANCE	31.929	-	4.665	-	-	31.772	68.366
12	PT AXA MANDIRI FINANCIAL SERVICES	16.239	-	198	-	-	11.926	28.363
13	PT ASURANSI JIWA MANULIFE INDONESIA	1.319	-	2.240	375	-	-	3.935
14	PT PANIN DAI-ICHI LIFE	762	-	0	-	-	2.170	2.933
15	PT AIA FINANCIAL	20.089	-	-	1.754	3.837	-	25.679
16	PT AXA FINANCIAL INDONESIA	606	-	-	-	-	-	2.055
17	PT SUN LIFE FINANCIAL INDONESIA	1.725	-	-	-	-	-	4.830
18	PT CHUBB LIFE INSURANCE INDONESIA (d/h PT ACE LIFE ASSURANCE)	58	-	-	-	-	4	63
19	PT FWD LIFE INDONESIA (d/h PT FINANCIAL WIRAMITRA DANADYAKSA)	4.518	5.023	-	-	-	-	9.541
20	PT ASURANSI JIWA ADISARANA WANAARTHA	5	-	-	-	-	-	5
21	PT ASURANSI JIWA MEGA INDONESIA	297	-	-	-	-	-	829
22	PT ASURANSI JIWA RELIANCE INDONESIA	-	-	-	-	-	-	-
23	PT ASURANSI JIWA GENERALI INDONESIA	116	-	-	-	-	121	237
	JUMLAH / SUB TOTAL	**120.392**	**5.188**	**10.652**	**2.129**	**3.844**	**412.038**	**590.943**
	JUMLAH KESELURUHAN / GRAND TOTAL	**202.825**	**5.188**	**14.429**	**2.129**	**3.844**	**412.163**	**679.237**

USAHA ASURANSI JIWA SYARIAH
SHARIA LIFE INSURANCE BUSINESS

TABEL: 4.2E / TABLE 4.2E
LAPORAN POSISI KEUANGAN GABUNGAN DANA INVESTASI PESERTA, PER 31 DESEMBER 2017
BALANCE SHEET OF PARTICPIANTS INVESTMENT FUNDS, AS OF 31 DECEMBER 2017

Dalam Jutaan Rupiah
In Million Rupiah

NO.	URAIAN/*DESCRIPTIONS*	JUMLAH/ *TOTAL*
(1)	(2)	(3)
	ASET/*ASSETS*	
	Investasi/*Investments*	
1	Deposito/*Time Deposit*	1.441.091
2	Sertifikat Deposito / *Certificate of Deposit*	-
3	Saham Syariah / *Sharia Stocks*	14.421.533
4	Sukuk Atau Obligasi Syariah/ *Sharia Sukuk or Bond*	350.712
5	MTN Syariah/ *Sharia MTN*	15.000
6	Surat Berharga Syariah Negara / *Sharia Securities Issued By Goverment*	871.446
7	Surat Berharga Syariah Yang Diterbitkan Oleh Bank Indonesia/ *Sharia Promissory Notes Issued By Bank Of Indonesia*	-
8	Surat Berharga Syariah Yang Diterbitkan Oleh Selain Negara Republik Indonesia/*Sharia Ms. Issued By Foreign Government*	-
9	Surat Berharga Syariah Yang Diterbitkan Oleh Lembaga Multinasional/*Sharia Ms. Issued By Multinational Institutions*	-
10	Reksa Dana Syariah/*Sharia Mutual Funds*	2.748.944
11	Efek Beragun Aset Syariah/*Asset Backed Securities*	-
12	Pembiayaan Melalui Kerjasama Dengan Pihak Lain Syariah/*Cooperation Financing*	-
13	Emas Murni/ *Gold*	-
14	Investasi Lain/*Other Investment*	53.116
	Jumlah Investasi/*Total Investments*	**19.901.841**
	Bukan Investasi/*Non Investment*	
13	Kas Dan Bank/*Cash And Bank*	202.825
14	Tagihan / *Receivables*	64.249
15	Aset Lain/*Other Assets*	412.163
	Jumlah Bukan Investasi/*Total Non Investment*	679.237
	JUMLAH ASET/*TOTAL ASSETS*	**20.581.079**
	KEWAJIBAN DAN EKUITAS PESERTA/*LIABILITIES AND POLICYHOLDERS EQUITY*	
16	Utang klaim atau manfaat investasi	46.429
17	Biaya yang masih harus dibayar	12.006
18	Utang lain/*Other Payable*	387.742
19	Akumulasi dana investasi peserta/*Accumulation of investment funds*	20.171.108
20	Komponen Ekuitas Lainnya	(36.206)
	JUMLAH KEWAJIBAN DAN EKUITAS PESERTA/*TOTAL LIABILITIES AND POLICYHOLDERS EQUITY*	**20.581.079**

USAHA ASURANSI JIWA SYARIAH
SHARIA LIFE INSURANCE BUSINESS

TABEL: 4.3E / TABLE 4.3E
PERUBAHAN DANA INVESTASI PESERTA, TAHUN 2017
STATEMENT OF CHANGES IN PARTICPIANTS INVESTMENT FUNDS, YEAR 2017

Dalam Jutaan Rupiah
In Million Rupiah

NO.	URAIAN/*DESCRIPTIONS*	JUMLAH/*TOTAL*
(1)	(2)	(3)
	Dana investasi peserta/*Policyholders investment fund*	
1	Dana investasi peserta pada awal tahun/*Policyholders investment fund in the beginning of year*	7.341.104
2	Penambahan dana investasi peserta periode berjalan/*Investment fund addition in current period*	
	a. Bagian kontribusi yang dialokasikan untuk dana investasi peserta/*Part of contribution allocated to investment fund*	6.370.600
	b. Hasil investasi yang ditambahkan ke dana investasi peserta/*Investment yield added to investment fund*	1.332.154
3	**Jumlah penambahan dana investasi peserta/*Total investment fund adddition* (2a+2b)**	**7.702.754**
4	**Biaya pengelolaan dana investasi peserta/*Investment fund management fee* (untuk akad wakalah)**	0
	Penarikan dana investasi peserta/*Investment fund withdrawal*	
5	Penarikan dana investasi peserta yang telah jatuh tempo/*Investment fund withdrawal are past due*	-172.814
6	Penarikan/penebusan dana investasi peserta yang belum jatuh tempo/*Investment fund withdrawal/redemption are not yet due*	2.440.149
7	**Jumlah penarikan dana investasi peserta/*Total investment fund withdrawal* (5+6)**	**2.267.334**
8	**Jumlah dana investasi peserta pada akhir tahun/triwulan/*Total investment fund in the end of year/quarter* (1+3-4-7)**	**12.776.524**

LAMPIRAN V
APPENDIX V

Penyelenggara Asuransi Sosial dan Program Jaminan sosial

Agencies Administrating of Social Insurance and Social Insurance Program



HALAMAN INI SENGAJA DIKOSONGKAN

THIS PAGE IS INTENTIONALLY LEFT BLANK

PROGRAM ASURANSI JAMINAN SOSIAL
SOCIAL SECURITY PROGRAM

TABEL : 5.1 / *TABLE : 5.1*
LAPORAN POSISI KEUANGAN BADAN PENYELENGGARA JAMINAN SOSIAL TAHUN 2017 - PER 31 DESEMBER 2017
STATEMENT OF FINANCIAL POSITION OF SOCIAL SECURITY AGENCY FOR THE YEAR 2017 AS OF 31 DECEMBER 2017

Dalam Jutaan Rupiah
In Million Rupiah

NO.	ASET *ASSETS*	BPJS KESEHATAN	BPJS KETENAGAKERJAAN	TOTAL
I	**INVESTASI / *INVESTMENTS***			
1	Deposito / *Time Deposit*	185.000	2.429.226	2.614.226
2	Saham / *Stock*	187.012	1.321.246	1.508.258
3	Sukuk atau Obligasi / *Corporate Bonds*	3.099.000	1.458.766	4.557.766
4	Surat Berharga Yang Diterbitkan Negara RI / *Goverment Bonds*	-	3.902.302	3.902.302
5	Reksa Dana / *Mutual Fund*	1.838.340	1.549.170	3.387.510
6	Efek Beragun Aset / *Assets-Backed Security*	-	14.899	14.899
7	Dana Investasi Real Estate / *Real Estate Investment Trust*	-	-	-
8	Penyertaan Langsung / *Direct Placement*	-	26.595	26.595
9	Bangunan, Tanah & Bangunan untuk Investasi / Property for Investment	8.047	84.604	92.652
10	Investasi Lain / *Other Investments*	-	-	-
11	**Jumlah Investasi (1 s.d.10) / *Total Investments (1 to 10)***	**5.317.399**	**10.786.807**	**16.104.206**
II	**BUKAN INVESTASI / *NON INVESTMENTS***			
12	Kas dan Bank / *Cash and Bank*	2.101.297	1.065.045	3.166.343
13	Piutang Biaya Operasional / *Operational-Fund Receivable*	-	11.235	11.235
14	Piutang Talangan / *Bailout-Fund Receivable*	2.475.617	-	2.475.617
15	Piutang Investasi / *Investment Receivable*	-	633	633
16	Piutang Hasil Investasi / *Investment Yield Receivable*	55.331	78.108	133.439
17	Piutang Lain / *Other Receivable*	3.693	575.822	579.515
18	Pajak Dibayar Dimuka / *Tax Paid in Forward*	-	1.361	1.361
19	Biaya Dibayar Dimuka / *Cost Paid in Forward*	54.713	46.897	101.610
20	Perlengkapan Kantor / *Equipment*	-	10.529	10.529
21	Aset dimiliki Untuk Dijual / *Assets Available For Sale*	-	156,3	156,3
22	Aset Lain / *Other Assets*	2.592.740	1.879.108	4.471.848,5
23	**Jumlah Bukan Investasi / *Non Investments* (12 s.d. 22)**	**7.283.393**	**3.668.895**	**10.952.288**
III	**JUMLAH ASET (11+23) / *TOTAL ASSETS (11+23)***	**12.600.792**	**14.455.702**	**27.056.494**
IV	**UTANG / *PAYABLES***	**550.680**	**792.386**	**1.343.066**
V	**LIABILITAS LAIN / OTHER LIABILITIES**	**1.888.747**	**1.742.189**	**3.630.936**
VI	**JUMLAH LIABILITAS (IV+V) / *TOTAL LIABILITIES (IV+V)***	**2.439.427**	**2.534.575**	**4.974.002**
VII	**EKUITAS / *EQUITIES***	**10.161.365**	**11.921.127**	**22.082.492**
VIII	**JUMLAH LIABILITAS DAN EKUITAS (VI +VII) / *TOTAL LIABILITIES & EQUITIES (VI +VII)***	**12.600.792**	**14.455.702**	**27.056.494**

PROGRAM ASURANSI JAMINAN SOSIAL
SOCIAL SECURITY PROGRAM

TABEL : 5.2 */ TABLE : 5.2*
LAPORAN ASET NETO DANA JAMINAN SOSIAL TAHUN 2017 - PER 31 DESEMBER 2017
STATEMENT OF NET ASSETS OF SOCIAL SECURITY FUND FOR THE YEAR 2017 AS OF 31 DECEMBER 2017

Dalam Jutaan Rupiah
In Million Rupiah

NO.	ASET *ASSETS*	BPJS KESEHATAN	BPJS KETENAGAKERJAAN	TOTAL
I	**INVESTASI / *INVESTMENTS***			
1	Deposito / *Time Deposit*	-	36.960.484	36.960.484
2	Saham / *Stock*	-	58.937.904	58.937.904
3	Sukuk atau Obligasi / *Corporate Bonds*	147.644	32.377.390	32.525.034
4	Surat Berharga Yang Diterbitkan Negara RI / *Goverment Bonds*	-	147.824.477	147.824.477
5	Reksa Dana / *Mutual Fund*	-	27.430.293	27.430.293
6	Efek Beragun Aset / *Assets-Backed Security*	-	650.877	650.877
7	Dana Investasi Real Estate / *Real Estate Investment Trust*	-	-	-
8	Penyertaan Langsung / *Direct Placement*	-	381.327	381.327
9	Bangunan, Tanah & Bangunan untuk Investasi / Property for Investment	-	1.769.147	1.769.147
10	Investasi Lain / *Other Investments*	-	-	-
11	**Jumlah Investasi (1 s.d.10) / *Total Investments (1 to 10)***	**147.644**	**306.331.899**	**306.479.542**
II	**BUKAN INVESTASI / *NON INVESTMENTS***			
12	Kas dan Bank / *Cash and Bank*	190.886	170.243	361.129
13	Piutang Iuran / Contribution Receivable	818.228	580.623	1.398.850
14	Piutang Investasi / *Investment Receivable*	-	1.505.135,2632240	1.505.135
15	Piutang Hasil Investasi / *Investment Yield Receivable*	2.827	3.579.582	3.582.409
16	Piutang Kontribusi BPJS / *BPJS Contribution Receivable*	-	-	-
17	Piutang Kepada BPJS / *Receivable to BPJS*	26.306	-	26.306
18	Piutang Lain / *Other Receivable*	11.316	90.645	101.961
19	Biaya Dibayar Dimuka / Cost Paid in Forward	4.646	339	4.985
20	Aset Lain / *Other Assets*	-	51.230	51.230
21	**Jumlah Bukan Investasi / *Non Investments* (12 s.d. 20)**	**1.054.209**	**5.977.798**	**7.032.007**
III	**JUMLAH ASET (11+21) / *TOTAL ASSETS (11+21)***	**1.201.852**	**312.309.697**	**313.511.549**
IV	**UTANG / *PAYABLES***	**9.238.136**	**19.832.403**	**29.070.540**
V	**CADANGAN TEKNIS / *TECHNICAL RESERVES***	**14.988.967**	**3.487.039**	**18.476.006**
VI	**JUMLAH LIABILITAS / *TOTAL LIABILITIES***	**24.227.104**	**23.319.442**	**47.546.546**
VII	**ASET NETO / *NET ASSETS***	**(23.025.252)**	**288.990.255**	**265.965.003**
VIII	**JUMLAH LIABILITAS DAN *ASET NETO (VI +VII) / TOTAL LIABILITIES & NET ASSETS (VI +VII)***	**1.201.852**	**312.309.697**	**313.511.549**

PROGRAM ASURANSI JAMINAN SOSIAL
SOCIAL SECURITY PROGRAM

TABEL : 5.3 */ TABLE : 5.3*
LAPORAN AKTIVITAS BADAN PENYELENGGARA JAMINAN SOSIAL UNTUK PERIODE TAHUN 2017 YANG BERAKHIR 31 DESEMBER 2017
STATEMENT OF ACTIVITY OF SOCIAL SECURITY AGENCY FOR THE YEAR 2017 ENDED 31 DECEMBER 2017

Dalam Jutaan Rupiah
In Million Rupiah

NO.	KETERANGAN / *DESCRIPTION*	BPJS KESEHATAN	BPJS KETENAGAKERJAAN	TOTAL
1	Pendapatan Operasional / *Operational Income*	3.809.233	4.755.082	8.564.315
2	Beban Operasional / *Operational Expense*	4.049.056	4.007.275	8.056.332
3	**Penghasilan (Beban) Operasional (1-2) / *Operational Income (Expense) (1-2)***	**(239.823)**	**747.807**	**507.983**
4	Pendapatan Investasi / *Investment Yield*	674.099	825.226	1.499.325
5	Pendapatan Lain / *Other Income*	170.848	458.215	629.063
6	Beban Investasi / *Investment Expense*	93.107	152.512	245.619
7	Beban Bunga / *Interest Expense*	-	-	-
8	Beban Insentif / *Incentive Expense*	285.208	-	285.208
9	Beban Tanggung Jawab Sosial dan Lingkungan / *CSR Expense*	4.421	18.995	23.415
10	Beban Lain / *Other Expense*	292.793	171.252	464.045
11	**Pendapatan (Beban) Non-Operasional / *Non-Operational Income (Expense)* (4+5-6-7-8-9-10-11)**	**169.418**	**940.683**	**1.110.101**
12	**Penghasilan (Beban) Sebelum Pajak / *Income (Expense) Before Tax***	**(70.405)**	**1.688.490**	1.618.085
13	Manfaat (Beban) Pajak Penghasilan / *Tax*	78.376	(388.966)	(310.590)
14	**Penghasilan (Beban) Neto / *Net Income (Expense)***	**7.971**	**1.299.524**	1.307.494
15	Penghasilan Komprehensif Lain / *Other Comprehensive Income*	(191.343)	249.645	58.302
16	**Penghasilan (Beban) Komprehensif / *Comprehensive Income (Expense)***	**(183.372)**	**1.549.169**	**1.365.797**

PROGRAM ASURANSI JAMINAN SOSIAL
SOCIAL SECURITY PROGRAM

TABEL : 5.4 */ TABLE : 5.4*
LAPORAN PERUBAHAN ASET NETO DANA JAMINAN SOSIAL UNTUK PERIODE TAHUN 2017 YANG BERAKHIR 31 DESEMBER 2017
STATEMENT OF CHANGES OF NET ASSETS OF SOCIAL SECURITY FUND FOR THE YEAR 2017 ENDED 31 DECEMBER 2017

Dalam Jutaan Rupiah
In Million Rupiah

NO.	KETERANGAN / *DESCRIPTION*	BPJS KESEHATAN	BPJS KETENAGAKERJAAN	TOTAL
1	Pendapatan Iuran / *Contribution Income*	74.246.641	56.412.402	130.659.043
2	Kontribusi dari BPJS / *Contibution from BPJS*	-	52.782	52.782
3	Bantuan dari Pemerintah / *Government Aid*	3.600.000	-	
4	Hibah dari BPJS / *BPJS Grant*	135.271	-	135.271
5	Pendapatan Bunga dan Bagi Hasil / *Interest Income*	144.623	14.503.573	14.648.195
6	Pendapatan Investasi / *Investment Yield*	859	13.426.057	13.426.915
7	Pendapatan Lain / *Others Income*	225.696	51.915	277.611
8	**Jumlah Pendapatan / *Total Income***	**78.353.090**	**84.446.728**	**162.799.818**
9	Beban Jaminan Sosial / *Benefit Expense*	84.444.864	25.194.390	109.639.253
10	Beban Cadangan Teknis / *Technical Reserve Expense*	4.113.837	462.393	4.576.229
11	Beban Dana Operasional BPJS / *Operational Expense for BPJS*	3.809.233	4.755.082	8.564.315
12	Beban Investasi / *Investment Expense*	28.216	656.317	684.533
13	Beban Penyisihan Piutang / *Receivable Allowance Expense*	375.525	(25.277)	350.248
14	Beban Lain / *Other Expense*	45.887	1.387	47.274
15	**Jumlah Beban / *Total Expense***	**92.817.560**	**31.044.292**	**123.861.852**
16	**Kenaikan (Penurunan) Aset Neto / *Increasing (Decreasing) of Net Assets***	**(14.464.470)**	**53.402.436**	**38.937.966**
17	**Aset Neto Awal Periode /**	**(8.560.782)**	**235.587.818**	**227.027.037**
18	**Aset Neto Akhir Periode**	**(23.025.252)**	**288.990.255**	**265.965.003**

PROGRAM ASURANSI SOSIAL
SOCIAL SECURITY PROGRAM

TABEL : 5.5 / *TABLE : 5.5*
PERTUMBUHAN DATA TEKNIS TAHUN 2013 - 2017
GROWTH OF TECHNICAL DATA IN 2013 - 2017

Dalam Jutaan Rupiah
In Million Rupiah

NO.	NAMA LEMBAGA *NAME OF AGENCY*	2013	2014*	2015*	2016*	2017*
I.	**IURAN / *CONTRIBUTION***					
1	BPJS Kesehatan	10.032.137	40.719.862	52.778.121	67.404.011	74.246.641
2	BPJS Ketenagakerjaan	6.918.669	28.720.348	36.191.712	48.623.163	56.412.402
	JUMLAH / *TOTAL*	**16.950.806**	**69.440.210**	**88.969.834**	**116.027.173**	**130.659.043**
II.	**MANFAAT / *BENEFIT***					
1	BPJS Kesehatan	8.421.812	42.658.702	57.083.273	67.247.884	84.444.864
2	BPJS Ketenagakerjaan	3.031.641	14.000.652	17.919.230	19.561.696	25.194.390
	JUMLAH / *TOTAL*	**11.453.452**	**56.659.354**	**75.002.503**	**86.809.581**	**109.639.253**
III.	**CADANGAN TEKNIS / *TECHNICAL RESERVES***					
1	BPJS Kesehatan	5.542.788	5.297.239	8.735.060	10.875.131	14.988.967
2	BPJS Ketenagakerjaan	11.480.995	1.743.062	2.687.135	3.024.646	3.487.039
	JUMLAH / *TOTAL*	**17.023.783**	**7.040.301**	**11.422.194**	**13.899.777**	**18.476.006**

* Cadangan Teknis BPJS Ketenagakerjaan hanya untuk program Jaminan Kematian dan Jaminan Kecelakaan Kerja

** Technical Reserve BPJS Ketenagakerjaan only available for Death Benefit and Work Accident Benefit*

HALAMAN INI SENGAJA DIKOSONGKAN

THIS PAGE IS INTENTIONALLY LEFT BLANK

LAMPIRAN VI
APPENDIX VI

Penyelenggara Program Asuransi Wajib

Companies Administrating of Mandatory Insurance



HALAMAN INI SENGAJA DIKOSONGKAN

THIS PAGE IS INTENTIONALLY LEFT BLANK

PROGRAM ASURANSI WAJIB
MANDATORY INSURANCE PROGRAM

TABEL : 6.1 / *TABLE : 6.1*
LAPORAN POSISI KEUANGAN GABUNGAN TAHUN 2017 - PER 31 DESEMBER 2017
CONSOLIDATED STATEMENT OF FINANCIAL POSITION FOR THE YEAR 2017 AS OF 31 DECEMBER 2017

Dalam Jutaan Rupiah
In Million Rupiah

NO *NO*	ASET *ASSETS*	ASABRI	JASA RAHARJA	TASPEN	JUMLAH *TOTAL*
I	**INVESTASI / *INVESTMENTS***				
	1. Deposito Berjangka dan Sertifikat Deposito /*Time Deposit and Certificate Deposit*	1.573.182	1.748.850	20.252.871	23.574.903
	2. Saham / *Stocks*	5.155.977	1.315.119	6.175.240	12.646.336
	3. Obligasi dan MTN / *Bonds and MTN*	125.842	2.495.717	51.325.314	53.946.873
	4. Surat Berharga Yang Diterbitkan Pemerintah / Government Bonds	3.256.902	1.282.440		4.539.342
	5. Sertifikat Bank Indonesia / *Bank of Indonesia Promissory Notes*	-	-		-
	6. Reksadana / *Mutual Funds*	6.401.357	5.081.701	4.309.607	15.792.665
	7. KIK EBA (*CIC - Assets Backed Securities*)	9.674	-	1.695.555	1.705.228
	8. Dana Investasi Real Estate (*Real Estate Investment Fund*)	131.000	-		131.000
	9. Penyertaan Langsung / *Direct Placement*	-	803.553	35.498	839.051
	10. Bangunan, Tanah & Bangunan / Investment *Property*	368.487	-	109.535	478.022
	11. Pinjaman Hipotik / *Mortgage Loan*	-	-	-	-
	12. Investasi Lain / *Other Investments*	-	-	-	-
	13. Jumlah Investasi (1 s.d. 12) / *Investments (1 to 12)*	**17.022.420**	**12.727.379**	**83.903.620**	**113.653.420**
II	**BUKAN INVESTASI / *NON INVESTMENTS***				
	14. Kas dan Bank / *Cash and Bank*	109.121	132.745	7.144	249.010
	15. Tagihan Premi / *Premium Receivables*	269	43.668	16.684.079	16.728.015
	16. Tagihan Reasuransi / *Reinsurance Receivables*	-	79.157	-	79.157
	17. Tagihan Hasil Investasi / *Accrued Investment Yield*	106.103	86.555	1.086.424	1.279.083
	18. Bangunan, Tanah & Bangunan / Non Investment *Property*	423.852	463.294	-	887.146
	19. Aktiva Tetap Lain / *Other Fixed Assets*	31.185	165.065	567.356	763.606
	20. Aktiva Lain / *Other Assets*	174.628	178.165	1.312.591	1.665.384
	21. Jumlah Bukan Investasi (14 s.d. 20) / *Non Investments (14 to 20)*	**845.159**	**1.148.649**	**19.657.594**	**21.651.402**
III	**JUMLAH ASET** / *TOTAL ASSETS (13+21)*	**17.867.579**	**13.876.028**	**103.561.214**	**135.304.821**
IV	**UTANG** / *LIABILITIES*	**1.788.027**	**524.612**	**1.440.376**	**3.753.015**
V	**CADANGAN TEKNIS** / *TECHNICAL RESERVES*	**14.892.975**	**2.464.925**	**88.511.516**	**105.869.416**
VI	**JUMLAH LIABILITAS** / *TOTAL LIABILITIES*	**16.681.002**	**2.989.537**	**89.951.892**	**109.622.431**
VII	**EKUITAS** / *EQUITIES*	**1.186.577**	**10.886.491**	**13.609.322**	**25.682.391**
VIII	**JUMLAH LIABILITAS DAN EKUITAS** / *TOTAL LIABILITIES AND EQUITIES (VI+VII)*	**17.867.579**	**13.876.028**	**103.561.214**	**135.304.821**

PROGRAM ASURANSI WAJIB
COMPULSORY INSURANCE PROGRAM

TABEL : 6.2 / *TABLE : 6.2*
LAPORAN LABA RUGI KOMPREHENSIF GABUNGAN UNTUK PERIODE TAHUN 2017 YANG BERAKHIR 31 DESEMBER 2017
CONSOLIDATED STATEMENT OF COMPREHENSIVE INCOME FOR THE YEAR 2017 ENDED 31 DECEMBER 2017

Dalam Jutaan Rupiah
In Million Rupiah

NO.	KETERANGAN / *DESCRIPTION*	ASABRI	JASA RAHARJA	TASPEN	TOTAL
1	Premi Bruto / *Gross Premiums*	1.393.639	4.271.128	6.541.884	12.206.651
2	Premi Reasuransi / *Reinsurance Premiums*	-	61.527	-	61.527
3	**Premi Neto / *Net Premiums* (1-2)**	**1.393.639**	**4.209.602**	**6.541.884**	**12.145.124**
4	Kenaikan Cadangan Premi / *Increased in Premium Reserves*	799.508	92.286	5.473.642	6.365.436
5	**Pendapatan Premi / *Premium Earned* (3-4)**	**594.131**	**4.117.315**	**1.068.242**	**5.779.688**
6	Beban Klaim Neto / *Net Claims Incured*	1.346.146	2.089.874	8.690.981	12.127.001
7	Biaya Operasional / *Operating Expenses*	(137.449)	1.401.021	682.208	1.945.780
8	**Laba Usaha Asuransi / *Income from Operations* (5-6-7)**	**(614.566)**	**626.420**	**(8.304.947)**	**(8.293.093)**
9	Hasil Investasi / *Investment Income*	1.788.483	994.279	7.517.115	10.299.877
10	Pendapatan (Beban) Lain-lain / *Other Income (Expenses)*	(256.971)	921.583	1.468.120	2.132.732
11	**Laba Sebelum Pajak / *Profit Before Tax* (8+9+10-11)**	**916.946**	**2.542.283**	**680.288**	**4.139.517**
12	Pajak Penghasilan / *Corporate Tax*	20.634	425.778	156.472	602.884
13	**Laba Setelah Pajak / *Profit After Tax* (12-13)**	**896.312**	**2.116.505**	**523.816**	**3.536.633**
14	Laba Komprensif Lain / Other Comprehensive Income	120.282	63.931	-	184.213
15	**Laba (Rugi) Komprehensif / Comprehensive Profit and Loss**	**1.016.594**	**2.180.436**	**523.816**	**3.720.846**

PROGRAM ASURANSI WAJIB
MANDATORY INSURANCE PROGRAM

TABEL : 6.3 / *TABLE : 6.3*
PERTUMBUHAN DATA TEKNIS TAHUN 2013 - 2017
GROWTH OF TECHNICAL DATA IN 2013 - 2017

Dalam Jutaan Rupiah
In Million Rupiah

NO.	NAMA PERUSAHAAN *NAME OF COMPANY*	2013	2014	2015	2016	2017
I.	**PREMI / *PREMIUMS***					
1	PT ASABRI (Persero)	908.464	970.628	1.207.728	1.383.587	1.393.639
2	PT JASA RAHARJA (Persero)	3.382.705	3.646.244	3.909.958	4.049.459	4.271.128
3	PT TASPEN (Persero)	5.368.146	5.677.427	6.095.176	6.550.853	6.541.884
	JUMLAH / *TOTAL*	**9.659.315**	**10.294.299**	**11.212.861**	**11.983.899**	**12.206.651**
II.	**KLAIM / *CLAIMS***					
1	PT ASABRI (Persero)	772.690	844.490	1.038.050	1.237.704	1.346.146
2	PT JASA RAHARJA (Persero)	1.680.585	1.643.086	1.378.542	1.568.256	2.089.874
3	PT TASPEN (Persero)	5.608.437	4.524.614	4.282.654	7.354.479	8.690.981
	JUMLAH / *TOTAL*	**8.061.712**	**7.012.190**	**6.699.245**	**10.160.439**	**12.127.001**
III.	**CADANGAN TEKNIS / *TECHNICAL RESERVES***					
1	PT ASABRI (Persero)	8.240.683	10.306.037	11.513.915	12.836.804	14.892.975
2	PT JASA RAHARJA (Persero)	1.920.583	2.071.385	2.192.797	2.796.548	2.464.925
3	PT TASPEN (Persero)	60.610.290	66.873.414	75.478.949	82.785.471	88.511.516
	JUMLAH / *TOTAL*	**70.771.556**	**79.250.835**	**89.185.661**	**98.418.823**	**105.869.416**

PROGRAM ASURANSI WAJIB
MANDATORY INSURANCE PROGRAM

TABEL : 6.4 / *TABLE : 6.4*
REKAPITULASI LAPORAN POSISI KEUANGAN 2013 - 2017
CONSOLIDATED STATEMENT OF FINANCIAL POSITION 2013 - 2017

Dalam Jutaan Rupiah
In Million Rupiah

NO.	ASET	2013	2014	2015	2016	2017
I	**INVESTASI / *INVESTMENTS***					
1	Deposito Berjangka dan Sertifikat Deposito / *Time Deposit and Certificate Deposit*	9.213.656	12.802.457	15.360.032	13.968.458	23.574.903
2	Saham / *Stocks*	7.431.029	7.278.071	9.551.050	14.084.550	12.646.336
3	Obligasi dan MTN / *Bonds and MTN*	17.368.937	19.470.505	20.695.512	26.789.787	53.946.873
4	Surat Berharga Yang Diterbitkan Pemerintah / *Government Bonds*	19.554.082	23.623.841	21.450.577	25.943.544	4.539.342
5	Sertifikat Bank Indonesia / *Bank of Indonesia Promissory Notes*	-	-	-	-	-
6	Reksadana / *Mutual Funds*	6.032.640	7.098.682	7.222.104	12.293.445	15.792.665
7	KIK EBA (*CIC - Assets Backed Securities*)	-	-	1.024.726	1.001.519	1.705.228
8	Dana Investasi Real Estate (*Real Estate Investment Fund*)	-	-	175.108	183.951	131.000
9	Penyertaan Langsung / *Direct Placement*	611.410	596.327	1.230.720	1.372.230	839.051
10	Bangunan, Tanah & Bangunan / *Property*	35.379	91.220	330.474	1.096.978	478.022
11	Pinjaman Hipotik / *Mortgage Receivable*	-	-	-	-	-
12	Investasi Lain / *Other Investments*	961.389	1.808.841	-	-	-
13	**Jumlah Investasi (1 s.d.12) / *Total Investments (1 to 12)***	**61.208.522**	**72.769.943**	**77.040.304**	**96.734.463**	**113.653.420**
II	**BUKAN INVESTASI / *NON INVESTMENTS***					
14	Kas dan Bank / *Cash and Bank*	130.772	103.085	435.681	188.046	249.010
13	Tagihan Premi / *Premium Receivable*	24.795.515	27.231.261	27.466.517	21.291.598	16.728.015
14	Tagihan Reasuransi / *Reinsurance Receivable*	14.004	15.686	25.634	30.360	79.157
15	Tagihan Hasil Investasi / *Accrued Investment Yield*	1.131.557	1.306.706	2.137.235	1.312.909	1.279.083
16	Bangunan, Tanah & Bangunan / *Property*	284.404	560.303	849.777	707.942	887.146
17	Perangkat Keras Komputer / *Computer Hardware*	186.234	-	-	-	-
18	Aktiva Tetap Lain / *Other Fixed Assets*	261.780	326.429	348.472	729.741	763.606
19	Aktiva Lain / *Other Assets*	895.319	1.145.822	1.346.215	1.659.556	1.665.384
20	**Jumlah Bukan Investasi / *Non Investments* (12 s.d. 19)**	**27.699.585**	**30.689.291**	**32.609.531**	**25.920.153**	**21.651.402**
III	**JUMLAH ASET (11+20) / *TOTAL ASSETS (11+20)***	**88.908.107**	**103.459.234**	**109.649.834**	**122.654.615**	**135.304.821**
IV	**UTANG / *PAYABLES***	**814.334**	**813.945**	**1.099.771**	**2.558.923**	**3.753.015**
V	**CADANGAN TEKNIS / *TECHNICAL RESERVES***	**70.771.556**	**79.250.835**	**89.185.661**	**97.925.135**	**105.869.416**
VI	**JUMLAH LIABILITAS / *TOTAL LIABILITIES***	**71.659.785**	**80.064.781**	**90.285.432**	**100.484.057**	**109.622.431**
VII	**EKUITAS / *EQUITIES***	**17.248.322**	**23.394.453**	**19.261.436**	**22.170.557**	**25.682.391**
VIII	**JUMLAH LIABILITAS DAN EKUITAS (VI +VII) / *TOTAL LIABILITIES & EQUITIES (VI +VII)***	**88.908.107**	**103.142.849**	**109.546.869**	**122.654.615**	**135.304.821**

PROGRAM ASURANSI WAJIB
COMPULSORY INSURANCE PROGRAM

TABEL : 6.5 / TABLE : 6.5
LAPORAN LABA RUGI KOMPREHENSIF GABUNGAN 2013 - 2017
CONSOLIDATED STATEMENT OF COMPREHENSIVE INCOME 2013 - 2017

Dalam Jutaan Rupiah
In Million Rupiah

NO.	KETERANGAN / *DESCRIPTION*	2013	2014	2015	2016	2017
1	Premi Bruto / *Gross Premiums*	9.705.168	10.294.299	11.212.861	11.983.899	12.206.651
2	Premi Reasuransi / *Reinsurance Premiums*	45.853	50.736	35.293	53.701	61.527
3	**Premi Neto / *Net Premiums* (1-2)**	**9.659.315**	**10.243.563**	**11.177.568**	**11.930.198**	**12.145.124**
4	Kenaikan Cadangan Premi / Increased in Premium Reserves	7.275.908	6.403.602	11.501.952	7.250.476	6.365.436
5	**Pendapatan Premi / *Premium Earned* (3-4)**	**2.383.406**	**3.839.961**	**(324.383)**	**4.679.723**	**5.779.688**
6	Beban Klaim Neto / *Net Claims Incured*	8.061.712	7.012.190	6.699.245	10.160.439	12.127.001
7	Biaya Operasional / *Operating Expenses*	62.092	1.992.700	2.136.721	2.124.514	1.945.780
8	**Laba Usaha Asuransi / *Income from Operations* (5-6-7)**	**(5.740.397)**	**(5.164.929)**	**(9.160.349)**	**(7.605.230)**	**(8.293.093)**
9	Hasil Investasi / *Investment Income*	5.750.273	7.402.017	7.407.245	9.561.152	10.299.877
10	Pendapatan (Beban) Lain-lain / *Other Income (Expenses)*	3.762.967	5.279.123	5.501.805	1.804.696	2.132.732
11	**Laba Sebelum Pajak / *Profit Before Tax* (8+9+10-11)**	**3.772.843**	**7.516.211**	**3.748.701**	**3.760.618**	**4.139.517**
12	Pajak Penghasilan / *Corporate Tax*	464.560	537.004	610.789	651.976	602.884
13	**Laba Setelah Pajak / *Profit After Tax* (12-13)**	**3.308.284**	**6.979.207**	**3.137.913**	**3.108.641**	**3.536.633**
14	Laba Komprensif Lain / Other Comprehensive Income	(202.095)	569.372	(206.031)	(441.376)	184.213
15	**Laba (Rugi) Komprehensif / Comprehensive Profit and Loss**	**3.106.189**	**7.548.578**	**2.931.882**	**2.667.266**	**3.720.846**

HALAMAN INI SENGAJA DIKOSONGKAN

THIS PAGE IS INTENTIONALLY LEFT BLANK

LAMPIRAN VII
APPENDIX VII

Usaha Pialang Asuransi dan Reasuransi serta Perusahaan Penilai Kerugian Asuransi

Insurance and Reinsurance Brokers and Loss Adjuster Business



HALAMAN INI SENGAJA DIKOSONGKAN

THIS PAGE IS INTENTIONALLY LEFT BLANK

USAHA PIALANG ASURANSI DAN REASURANSI
INSURANCE AND REINSURANCE BROKERAGE

TABEL : 7.1 / *TABLE : 7.1*
REKAPITULASI PREMI DAN KOMISI TAHUN 2017
RECAPITULATIONS OF PREMIUMS AND COMMISSIONS IN 2017

Dalam Ribuan Rupiah
In Thousand Rupiah

No`	NAMA PERUSAHAAN *NAME OF COMPANY*	Harta Benda / Property		Kendaraan Bermotor / Motor Vehicle		Pengangkutan / Marine cargo		Rangka Kapal / Marine Hull		Rangka Pesawat / Aviation		Satelit /*Satellite*	
		Komisi *Commission*	Premi *Premium*	Komisi *Commission*	Premi *Premium*	Komisi *Commission*	Premi *Premium*	Komisi *Commission*	Premi *Premium*	Komisi *Commission*	Premi *Premium*	Komisi *Commission*	Premi *Premium*
(1)	(2)	(3)	(4)	(5)	(6)	(7)	(8)	(9)	(10)	(11)	(12)	(13)	(14)
	PERUSAHAAN PIALANG ASURANSI SWASTA NASIONAL *NATIONAL PRIVATE INSURANCE BROKERS*												
1	PT AA Pialang Asuransi	5.270	32.713	38.358	142.171	2.367	4.820	153.017	2.656.733	-	-	-	-
2	PT Abadi Proteksindo Artha	67.985	485.011	50.362	391.538	2.091	17.820	-	-	-	-	-	-
3	PT Adi Antara Asia	7.026.384	78.730.297	860.917	3.841.102	330.112	1.574.275	1.645.765	27.375.031	-	-	-	-
4	PT Adikara Mitra Sampurna	107.720	381.629	130.945	506.366	25.523	127.858	700.410	3.797.319	-	-	-	-
5	PT Adonai Pialang Asuransi	-	-	18.090	74.130	89.152	446.380	185.263	1.585.291	-	-	-	-
6	PT Advis Terapan Proteksindo	-	62.157	-	122.632	-	841.850	-	-	-	-	-	-
7	PT Aigra Insurance Brokers	-	-	-	-	-	-	-	-	-	-	-	-
8	PT Alih Risiko Makna Sejahtera	199.003	977.523	1.015.107	2.356.379	89.708	337.723	-	-	-	-	-	-
9	PT Andika Mitra Sejati	328.274	2.400.106	317.332	2.089.165	-	-	-	-	-	-	-	-
10	PT Andromeda International **)	-	-	-	-	-	-	-	-	-	-	-	-
11	PT Antara Intermediary Indonesia	3.067.600	21.832.980	518.652	3.755.491	2.244.735	8.484.922	296.871	2.663.405	-	-	-	-
12	PT Anugerah Bersama Berkah Abadi	31.134	314.442	52.381	252.145	72.783	291.132	-	-	-	-	-	-
13	PT Anugrah Atma Adiguna	19.293	192.929	14.768	73.840	-	-	-	-	-	-	-	-
14	PT Anugrah Medal Broker	-	-	-	-	-	-	-	-	-	-	-	-
15	PT Artha Bina Bhayangkara	324.857	3.704.270	1.932.700	8.841.374	152.390	215.619	283.456	3.190.800	-	-	-	-
16	PT Artha Raharja	247.348	1.648.557	337.431	1.397.385	24.639	139.139	-	-	-	-	-	-
17	PT Asia Finance Risk	16.664	93.696	3.925	11.534	3.243.511	12.818.470	-	-	-	-	-	-
18	PT Asia International Insurance Brokers	-	-	-	4.242	-	-	168.410	2.829.933	-	-	-	-
19	PT Asia Pacific Insurance Broker	126.658	575.579	314.639	1.256.575	246.485	503.343	-	-	-	-	-	-
20	PT Asta Kanti	45.430	277.545	90.040	391.230	23.825	186.302	-	-	-	-	-	-
21	PT Asyki Sarana Sejahtera	35.673	269.094	195.759	820.607	-	-	-	-	-	-	-	-
22	PT Axle Asia	2.978.410	17.051.115	685.377	8.790.858	-	-	1.918.418	5.175.505	-	-	-	-
23	PT Bahtera Mitra Jasa	150.020	990.825	61.196	316.772	238.522	544.891	35.819	238.794	-	-	-	-
24	PT Bahtera Wahana Tritata	144.713	1.276.453	-	-	17.891	69.078	-	-	-	-	-	-
25	PT Barron Pandu Abadi	133.852	612.697	5.604	22.524	-	-	-	-	-	-	-	-
26	PT Bastama Mitra Persada	9.429	-	11.785	-	16.931	-	1.095.575	-	-	-	-	-
27	PT Best Proteksi Indonesia	918.214	6.785.708	58.987	268.125	11.585	87.129	-	-	-	-	-	-
28	PT BGIB Insurance Broker	302.923	2.019.489	276.060	1.104.241	-	-	-	-	9.959.266	99.592.656	-	-
29	PT Bhineka Cipta Lestari	632.870	4.219.131	405.636	1.954.328	24.799	99.197	-	-	-	-	-	-
30	PT Bina Dana Sejahtera	1.273.014	19.863.826	757.277	5.885.232	129	1.650	209.737	1.837.397	-	-	-	-
31	PT Bina Kridatama Nusantara	30.189	225.937	8.209	50.311	281.011	1.692.874	446.486	3.541.155	-	-	-	-
32	PT Binasentra Purna	8.148.691	-	102.732	-	7.316	-	-	-	-	-	-	-
33	PT Bintang Jasa Selaras Insurance Brokers	-	-	-	-	-	-	-	-	-	-	-	-
34	PT Brilliant Insurance Brokers	1.218.004	11.794.169	638.186	6.644.523	36.875	204.826	-	-	-	-	-	-
35	PT Bringin Sejahtera Makmur	19.941.612	214.344.379	5.831.188	36.114.573	93.825	896.399	966.861	14.878.801	-	-	-	-
36	PT Brocade Insurance Broker	741.555	14.801.278	25.782	103.126	32.667	130.669	-	-	-	-	-	-
37	PT Buana Jasa Pratama	213.409	1.104.485	284.892	1.130.240	161.060	863.848	-	-	-	-	-	-
38	PT Bumi Insurance Brokers	2.121	14.143	14.646	59.561	10.466	31.873	-	-	-	-	-	-
39	PT Caraka Mulia	8.439.837	69.332.551	1.091.317	7.980.183	299.076	1.582.376	1.055.219	12.245.606	-	-	-	-
40	PT Central Antar Jasa	117.625	4.310.427	107.161	1.342.283	102.013	2.467.926	-	-	-	-	-	-
41	PT Cipta Integra Duta	-	-	-	-	-	-	-	-	-	-	-	-
42	PT Dharma Honoris Raksa Pratama	-	-	-	-	-	-	-	-	-	-	-	-
43	PT Dinamika Prima Servitama	3.488.406	29.870.625	1.813.580	7.688.018	1.526.878	5.913.457	-	-	-	-	-	-
44	PT Dinda Pradana Insurance Broker	225.619	2.684.141	131.475	705.209	69.837	314.355	133.332	959.865	-	-	-	-

No`	NAMA PERUSAHAAN *NAME OF COMPANY*	Harta Benda / Property		Kendaraan Bermotor / Motor Vehicle		Pengangkutan / Marine cargo		Rangka Kapal / Marine Hull		Rangka Pesawat / Aviation		Satelit /*Satellite*	
		Komisi *Commission*	Premi *Premium*	Komisi *Commission*	Premi *Premium*	Komisi *Commission*	Premi *Premium*	Komisi *Commission*	Premi *Premium*	Komisi *Commission*	Premi *Premium*	Komisi *Commission*	Premi *Premium*
(1)	(2)	(3)	(4)	(5)	(6)	(7)	(8)	(9)	(10)	(11)	(12)	(13)	(14)
45	PT Dritama Brokerindo	878.995	10.467.041	437.852	2.887.804	382.277	800.253	-	-	-	-	-	-
46	PT Duta Inti Varia	16.685		-	-	-	-	-	-	-	-	-	-
47	PT Duta Semesta Raya	29.457.850	210.220.883	4.122.443	19.077.524	5.224.599	28.753.949	164.759	1.575.173	-	-	-	-
48	PT Estika Jasatama	12.653.990	150.185.978	1.019.003	8.895.988	291.821	2.640.633	542.583	9.930.939	-	-	-	-
49	PT Experta Jamin Lindung Kencana*)	-	-	-	-	-	-	-	-	-	-	-	-
50	PT Felima Orient Pacific	-	-	-	-	-	-	-	-	-	-	-	-
51	PT Fistlight Indonesia Insurance Brokers	-	-	-	-	-	-	-	-	1.526.494	29.264.934	-	-
52	PT Fokus Solusi Proteksi	379.371	2.564.790	1.181	9.712	59.727	298.637	-	-	-	-	-	-
53	PT Fred Marius Sabini Insurance Broker	1.078.954	-	507.404	-	463.104	-	-	-	-	-	-	-
54	PT Fresnel Perdana Mandiri	9.120.705	61.901.845	2.559.430	10.324.771	1.265.212	4.598.202	1.637.440	11.688.460	1.680.169	14.871.408	-	-
55	PT Futura Finansial Prosperindo	-	-	-	-	-	-	-	-	-	-	-	-
56	PT Gelora Karya Jasatama*)	-	-	-	-	-	-	-	-	-	-	-	-
57	PT Global Insurance Broker	510.329	3.272.713	263.753	961.922	9.007	47.312	29.047	290.534	-	-	-	-
58	PT Global Risk Management	26.099	443.864	-	-	1.860	12.177	-	-	-	-	-	-
59	PT Grasia Media Utama	551	3.744	33.234	133.268	217	-	-	-	-	-	-	-
60	PT Griya Proteksi Nusantara	-	-	-	-	-	-	-	-	-	-	-	-
61	PT Hagati Brokerindo	-	-	645.966	10.335.458	-	-	-	-	-	-	-	-
62	PT Independen Pialang Asuransi d/h PT IB Insurance Broking	-	-	-	-	413.456	4.134.560	-	-	-	-	-	-
63	PT IBS Insurance Broking Service	34.327.275	261.354.816	5.719.363	38.899.920	16.095.441	60.305.250	2.485.309	20.739.852	-	-	-	-
64	PT Indomobil Insurance Consultant	1.138.928	8.434.938	1.720.145	20.057.442	114.089	530.876	-	-	-	-	-	-
65	PT Indonesia Insurance Brokers	139.218	931.494	130.385	522.712	81.289	326.536	9.671	93.347	-	-	-	-
66	PT Indosurance Broker Utama	16.006.783	173.936.219	2.574.653	30.201.990	6.869.655	25.312.387	6.369.840	43.755.414	-	-	-	-
67	PT Insco Multi Pratama	437.135	2.780.900	-	-	91.414	450.400	-	-	-	-	-	-
68	PT Insurance Broker Consultant International*)	-	-	-	-	-	-	-	-	-	-	-	-
69	PT Cahaya Mitra Satya Bersama Pialang Asuransi d/h PT Inter Rajasa Putra*)	-	-	-	-	-	-	-	-	-	-	-	-
70	PT Intercoastal Indonesia	97	2.768	68.917	102.231	57.002	111.362	140.604	5.201.828	-	-	-	-
71	PT Interjasa Kreasi Brokerindo	-	-	-	-	-	-	4.092.877	-	-	-	-	-
72	PT Istpro Inti Nusa	559.843	4.438.950	16.996	97.226	4.467	164.694	-	-	-	-	-	-
73	PT Jakarta Inti Bersama	990.980	-	-	-	-	-	-	-	-	-	-	-
74	PT Jasa Advisindo Sejahtera	78.497	363.493	20.325	64.625	1.779	7.311	-	-	-	-	-	-
75	PT Java Insurance Brokers	-	-	-	-	-	-	-	-	-	-	-	-
76	PT Jaya Proteksindo Sakti	7.233.609	45.666.993	2.525.303	9.583.852	1.351.427	6.743.290	-	-	-	-	-	-
77	PT Jets Indonesia	370.142	3.586.636	449.507	2.321.602	429.740	1.131.160	-	-	-	-	-	-
78	PT Jupiter Insurance Broker and Consultant	1.685.067	17.354.389	242.714	1.527.893	3.850	13.122	-	-	-	-	-	-
79	PT Kali Besar Raya Utama	59.984.648	688.736.669	20.206.067	176.259.604	32.360.650	398.443.996	13.898.851	115.829.273	1.025.240	9.973.427	-	-
80	PT Kantata Mitra Jamindo	-	-	-	-	-	-	-	-	-	-	-	-
81	PT Krida Upaya Tunggal	13.837.917	107.668.979	225.268	2.002.378	71.271	633.524	427.829	-	-	-	-	-
82	PT Laren Insurance Broker	-	-	-	-	154.090	513.633	102.727	342.422	-	-	-	-
83	PT Lead Insurance Brokers*)	-	-	-	-	-	-	-	-	-	-	-	-
84	PT Legowo	-	-	-	-	-	-	-	-	-	-	-	-
85	PT Lestari Cipta Hokindo	151.115	5.639.389	3.264	27.932	75.166	307.390	1.082.472	99.449.755	-	-	-	-
86	PT Liberty & General Risk Service	541.803	3.668.104	158.260	607.182	240.623	892.957	(64.847)	(587.103)	-	-	-	-
87	PT Lidean Pialang Asuransi	1.208.678	-	475.350	-	405.912	-	221.434	-	-	-	-	-
88	PT Lumbung Sari	1.641.845	97.142.119	648.159	9.556.860	1.303.276	7.246.218	-	-	-	-	-	-
89	PT Magnus Mitra Sejahtera	1.791.180	12.897.980	571.361	3.040.348	371.838	1.402.423	-	-	-	-	-	-
90	PT Maju Anugerah Proteksi	-	-	-	-	258.039	1.721.403	-	-	-	-	-	-
91	PT Manggala Artha Sejahtera	-	-	-	-	-	-	-	-	-	-	-	-
92	PT Manunggal Bhakti Suci	3.053.170	-	55.746	-	56.942	-	95.353	-	-	-	-	-
93	PT Megah Putra Manunggal	-	-	-	-	-	-	-	-	-	-	-	-
94	PT Mitra Cipta Proteksindo	1.365.724	6.705.625	278.988	1.836.420	62.940	417.505	679.424	6.087.088	223.612	1.249.579	-	-
95	PT Mitra Dhana Atmharaksha	2.918.126	20.054.093	34.253	160.912	55.600	234.702	-	-	33.433	621.120	-	-
96	PT Mitra Harmoni Insurance Broker	1.362.281	10.498.620	562.522	2.440.248	278.216	1.239.544	286.016	1.507.186	-	-	-	-
97	PT Mitra Ibisnis Terapan	444.145	2.960.969	268.046	4.309.471	-	-	-	-	-	-	-	-
98	PT Mitra Iswara & Rorimpandey	109.619.236	610.757.170	21.104.076	48.328.012	11.738.553	55.027.531	377.765	2.547.025	-	-	-	-
99	PT Mitra Jasa Pratama	-	-	971	5.995	19.161	-	-	-	-	-	-	-
100	PT Mitra Proteksi Madani	-	-	-	-	-	-	-	-	-	-	-	-
101	PT Mitra Sentosa Paramaabadi	40.905	278.367	-	-	-	-	-	-	-	-	-	-
102	PT Birama Inter Global Broker Asuransi d/h PT Mitra Sinergi Proteksindo	198.809	1.008.092	25.910	103.640.705	-	-	-	-	-	-	-	-
103	PT Mitramandiri Pialang Asuransi	1.934	16.234	3.364	13.454	3.218	16.473	16.388	136.564	-	-	-	-
104	PT Multi Artha Insurance Brokers*)	-	-	-	-	-	-	-	-	-	-	-	-
105	PT Multi Asih Pratama	3.497.019	237.917.648	27.951	113.450	253.751	416.426	499.486	3.329.903	-	-	-	-
106	PT Multiniaga Intermedia Proteksi	745.636	5.885.801	36.529	198.538	27.620	126.563	-	-	-	-	-	-

No`	NAMA PERUSAHAAN *NAME OF COMPANY*	Harta Benda / Property		Kendaraan Bermotor / Motor Vehicle		Pengangkutan / Marine cargo		Rangka Kapal / Marine Hull		Rangka Pesawat / Aviation		Satelit / *Satellite*	
		Komisi *Commission*	Premi *Premium*	Komisi *Commission*	Premi *Premium*	Komisi *Commission*	Premi *Premium*	Komisi *Commission*	Premi *Premium*	Komisi *Commission*	Premi *Premium*	Komisi *Commission*	Premi *Premium*
(1)	(2)	(3)	(4)	(5)	(6)	(7)	(8)	(9)	(10)	(11)	(12)	(13)	(14)
107	PT Munich Lloyd International Brokers	1.262.637	7.183.902	90.699	274.779	451.808	1.514.950	-	-	-	-	-	-
108	PT Nadi Jasa Pratama**)	-	-	-	-	-	-	-	-	-	-	-	-
109	PT National Insurance Brokers	3.593.077	24.565.969	348.921	1.412.082	-	-	221.062	1.691.602	-	-	-	-
110	PT Nugraha Perkasa Mandiri	9.480	66.700	39.458	208.125	-	-	-	-	-	-	-	-
111	PT Nusadua Pialang Asuransi*)	-	-	-	-	-	-	-	-	-	-	-	-
112	PT Nusantara Insurance Broker & Consultant	717.131	3.498.610	21.393	138.285	2.080	10.420	-	-	-	-	-	-
113	PT Pacific Indonesia Berjaya	-	-	-	-	-	-	431.924	2.327.693	-	-	-	-
114	PT PAIB Indonesia	1.530.519	14.564.220	781.838	5.277.443	422.107	1.252.707	27.060	230.317	-	-	-	-
115	PT Partnerindo Inti Cipta	515.056	4.100.932	176.228	869.165	483.130	2.065.696	168.008	1.673.879	-	-	-	-
116	PT Pasindo Utama**)	-	-	-	-	-	-	-	-	-	-	-	-
117	PT Pegasus Insurindo*)	-	-	-	-	-	-	-	-	-	-	-	-
118	PT Perdana Wahana Sentosa	28.074	426.949	9.430	44.064	-	-	-	-	-	-	-	-
119	PT Perisai Bhakti Rahardjo	220.164	1.100.822	148.875	744.875	-	-	-	-	-	-	-	-
120	PT Perisai Indonesia**)	-	-	-	-	-	-	-	-	-	-	-	-
121	PT Pilar Mitra Proteksi	-	-	-	-	-	-	-	-	-	-	-	-
122	PT Premier Investama Bersama	121.924	853.466	335.198	1.675.989	93.022	465.111	64.553	451.874	-	-	-	-
123	PT Prioritas Pialang Asuransi	1.842.588	11.300.000	-	-	-	-	-	-	-	-	-	-
124	PT ProAsia Broker Asuransi	11.802	77.020	36.867	121.933	225	1.031	-	-	-	-	-	-
125	PT Proteksi Antar Nusa	-	-	-	-	-	-	-	-	-	-	-	-
126	PT Proteksi Indonesia	1.436.936	11.022.324	349.095	1.396.379	230.270	767.566	76.144	253.812	-	-	-	-
127	PT Proteksi Jaya Mandiri	-	-	-	-	-	-	-	-	-	-	-	-
128	PT Proteksi Pradana	-	-	-	-	-	-	-	-	-	-	-	-
129	PT Proteksindo Broker Asuransi	917.072	10.555.418	404.962	2.081.801	30.327	105.488	74.227	434.137	-	-	-	-
130	PT Rajawali Insurance Brokers	800.247	6.741.735	313.684	1.172.483	173.596	651.118	-	-	-	-	-	-
131	PT Rajawali Pialang Asuransi	963.253	6.919.130	516.853	2.411.598	799.328	4.433.425	295.575	2.546.478	-	-	-	-
132	PT Rama Mitra Jasa*)	-	-	-	-	-	-	-	-	-	-	-	-
133	PT Ria Pratama Mega Sejahtera	61.299	763.446	105.173	624.603	872.281	1.117.690	-	-	-	-	-	-
134	PT Rimas Proteksindo Utama	127.205	-	75.139	-	1.359	-	-	-	-	-	-	-
135	PT Royal Imperium Broker Services**)	-	-	-	-	-	-	-	-	-	-	-	-
136	PT Safe Insurance Brokers	-	-	-	-	-	-	-	-	-	-	-	-
137	PT Saksama Arta	1.520.858	16.023.773	30.124	164.237	11.442	95.643	-	-	-	-	-	-
138	PT Salvus Inti	577.170	22.654.438	217.599	2.968.681	265.138	1.301.317	-	-	-	-	-	-
139	PT Sapta Miles Indonesia**)	-	-	-	-	-	-	-	-	-	-	-	-
140	PT Sarana Janesia Utama	22.315.635	253.738.757	2.565.377	14.294.105	445.466	2.341.291	1.507.303	16.677.627	488.753	5.593.411	57.517	1.643.338
141	PT Sathya Wahana Indonesia	2.059.104	26.788.837	789.700	4.841.394	477.282	3.260.004	537.864	4.327.034	-	-	-	-
142	PT Sedana Pasifik Servistama	379.247	3.217.116	391.185	1.813.386	171.060	742.680	11.550	102.140	-	-	-	-
143	PT Sentana Mitra Kualita	216.333	2.163.332	-	-	-	-	-	-	-	-	-	-
144	PT Shinta Inserve	174.292	-	199.451	-	193.662	-	1.124.508	-	-	-	-	-
145	PT Siar Perdana Asuransi*)	-	-	-	-	-	-	-	-	-	-	-	-
146	PT Sinergi Adi Utama	16.832	54.076	9.452	93.689	-	-	-	-	-	-	-	-
147	PT Sinergi Mitratama Proteksi	1.372.791	13.095.242	46.918	208.993	76.117	292.207	37.755	361.070	-	-	-	-
148	PT Sino Palapa Insurance Brokers	-	-	-	-	-	-	-	-	-	-	-	-
149	PT Sukses Utama Sejahtera	2.141.775	15.384.221	109.131	558.445	801.065	6.086.278	-	-	-	-	-	-
150	PT Swadharma Jasa Pialang Asuransi	5.457	36.883	9.910	46.104	141.420	451.125	243.985	3.158.639	-	-	-	-
151	PT Taawun Indonesia Sejahtera	10.625	48.991	8.509	29.324	-	-	-	-	-	-	-	-
152	PT Talisman Insurance Brokers	(9.885)	(65.788)	48.945	197.427	5.877	40.913	-	-	-	-	-	-
153	PT Tigara Mitra Sejahtera	-	-	-	-	-	-	-	-	-	-	-	-
154	PT Tri Dharma Proteksi	15.446.752	392.118.081	155.906	623.624	-	-	-	-	-	-	-	-
155	PT Trust Insurance Broker*)	-	-	-	-	-	-	-	-	-	-	-	-
156	PT Tugu Insurance Brokers	4.858.847	45.123.948	575.763	4.382.024	490.731	2.639.995	325.631	3.102.396	-	-	-	-
157	PT United Insurance Services*)	-	-	-	-	-	-	-	-	-	-	-	-
158	PT Vega Prima Insurindo*)	-	-	-	-	-	-	-	-	-	-	-	-
159	PT Visi Bersama Serantau	27.572	200.514	4.991	42.435	46.604	194.659	50.400	403.200	-	-	-	-
160	PT Web Proteksi Solusindo	1.008.985	4.062.236	82.752	223.175	37.600	77.610	-	-	-	-	-	-
	JUMLAH / *SUBTOTAL*	**446.535.928**	**4 .181.413.522**	**94.946.682**	**663.976.107**	**97.149.501**	**675.821.520**	**47.587.217**	**442.635.192**	**14.936.967**	**161.166.534**	**57.517**	**1.643.338**

No`	NAMA PERUSAHAAN *NAME OF COMPANY*	Harta Benda / Property		Kendaraan Bermotor / Motor Vehicle		Pengangkutan / Marine cargo		Rangka Kapal / Marine Hull		Rangka Pesawat / Aviation		Satelit /*Satellite*	
		Komisi *Commission*	Premi *Premium*	Komisi *Commission*	Premi *Premium*	Komisi *Commission*	Premi *Premium*	Komisi *Commission*	Premi *Premium*	Komisi *Commission*	Premi *Premium*	Komisi *Commission*	Premi *Premium*
(1)	(2)	(3)	(4)	(5)	(6)	(7)	(8)	(9)	(10)	(11)	(12)	(13)	(14)
	PERUSAHAAN PIALANG ASURANSI PATUNGAN												
	JOINT VENTURE INSURANCE BROKES												
1	PT AON Indonesia	49.699.187	699.765.444	3.339.882	15.424.057	11.488.364	95.438.870	1.372.244	42.699.434	1.209.102	9.336.629	-	-
2	PT Bharatre Indonesia Insurance Brokers*)	-	-	-	-	-	-	-	-	-	-	-	-
3	PT Futuready Insurance Broker	-	-	469.200	1.876.801	-	-	-	-	-	-	-	-
4	PT Howden Insurance Brokers Indonesia	29.739.158	186.995.953	2.433.835	10.330.672	3.171.029	37.773.221	-	-	-	-	-	-
5	PT Jardine Lloyd Thompson	12.229.185	229.340.907	524.197	3.665.085	3.410.671	16.018.709	4.317.653	45.759.352	2.962.046	25.733.455	-	-
6	PT Marsh Indonesia	50.404.058	769.527.602	4.775.295	34.907.125	12.762.280	108.970.744	7.268.463	55.075.469	-	-	-	-
7	PT Panasonic Insurance Service Indonesia	4.061.801	42.614.735	32.395	189.006	714.335	6.961.364	-	-	-	-	-	-
8	PT Toyota Tsusho Insurance Broker Indonesia	11.683.125	97.561.628	1.250.487	5.961.854	5.909.383	44.495.486	-	-	-	-	-	-
9	PT Willis Indonesia	8.870.953	119.814.463	820.122	4.686.190	1.777.894	18.848.341	326.571	45.800.412	365.516	42.765.153	-	-
	JUMLAH / SUBTOTAL	**166.687.467**	**2.145.620.732**	**13.645.414**	**77.040.790**	**39.233.957**	**328.506.735**	**13.284.931**	**189.334.666**	**4.536.664**	**77.835.237**	**-**	**-**
	PERUSAHAAN PIALANG REASURANSI												
	REINSURANCE BROKERS												
1	PT Adhi Lintas Tanase												
2	PT Adonai Pialang Reasuransi	434.211	11.124.225			1.534	23.008	247.543	1.876.836				
3	PT Andalan Resiko Lestari	525.104	-	-	-	140.024	-	14.321	-	-	-	-	-
4	PT AON Benfield Indonesia	9.245.863	158.042.413	2.300	92.000	324.431	38.889.076	178.964	13.728.706	100.031	34.895.075	-	-
5	PT Artha Dana Mandiri	1.602.048	6.882.436	20.409	61.454	83.249	376.946	1.108.547	7.261.829	-	-	-	-
6	PT Asia Reinsurance Brokers Indonesia	1.345.697	24.489.459	390.401	4.408.474	141.000	2.686.444	781	23.054	-	-	-	-
7	PT Asiare Binajasa	1.246.985	14.943.907	-	-	-	-	233.570	808.083	-	-	-	-
8	PT Asrinda Arthasangga	5.258.727	58.778.583	1.643	50.365	125.099	1.635.843	2.641.599	12.821.606	5.309	-	-	-
9	PT Atlasre Global Internasional	-	-	-	-	-	-	2.435.211	16.776.299	-	-	-	-
10	PT Best One Asia Reinsurance Brokers	658	(3.819)	-	-	-	-	469.431	3.115.321	-	-	-	-
11	PT CBDANH Pialang Reasuransi	1.559.243	13.188.444	-	-	201.208	3.120.724	1.982.955	14.346.669	-	-	-	-
12	PT Chartered Reinsurance Brokers	367.374	420.632	5.637	2.192	-	-	28.569	31.806	-	-	-	-
13	PT Cipta Colemont Asia Reinsurance Broker	-	-	-	-	-	-	1.423.795	6.876.078	-	-	-	-
14	PT Dharmapala Pialang Reasuransi	1.471.630	2.665.953	-	-	-	-	-	-	-	-	-	-
15	PT Energi Mandiri Internasional	536.915	5.175.116	-	-	-	-	25.521	984.963	-	-	-	-
16	PT Esa Bina Sejati	851.055	22.377.175	1.045.769	12.048.127	34.626	254.803	50.690	463.732	10.014	33.897		-
17	PT Freed Dinamika Indonesia	-	-	-	-	-	-	-	-	-	-	-	-
18	PT Garuda Jasa Pratama	9.037	124.312	-	-	-	-	193.633	1.802.640	-	-	-	-
19	PT Hanofer Indonesia	70.485	510.551	-	-	-	-	571.751	2.670.829	-	-	-	-
20	PT Holmes Reinsurance Brokers	49.580	112.681	-	-	35.842	81.458	23.538	53.496	-	-	-	-
21	PT IBS Reinsurance Brokers	15.469.227	120.350.468	1.187	32.747	2.606	15.321.847	1.583.733	6.505.851	-	-	-	-
22	PT Ibu Reisurance Broker Utama	9.401.104	38.417.048	34.373	381.924	1.768.605	7.642.081	1.770.583	24.298.767	-	-	-	-
23	PT Igna Asia	282.756	4.354.567	-	-	6.370.705	61.412.331	38.642	366.946	-	-	-	-
24	PT INARE Proteksi Internasional***)	-	-	-	-	-	-	673.641	2.722.434	-	-	-	-
25	PT Jakarta Raya Pialang Reasuransi	54.437	279.169	-	-	-	-	41.657	345.687	-	-	-	-
26	PT Jasa Cipta Rembaka	7.364.743	149.851.974	-	-	410.237	4.487.178	2.155.493	22.275.135	142.949	3.502.916	1.477	26.258
27	PT Jaya Proteksindo Sakti Reinsurance	167.881	1.284.389	-	-	-	-	-	-	-	-	-	-
28	PT JBBoda Viva Indonesia Reinsurance Brokers	4.240.732	163.268.182	15.837	158.370	95.498	3.676.673	-	-	-	-	-	-
29	PT JLT Reinsurace Brokers***)	247.118	-	-	-	589.767	-	970.023	-	-	-	-	-
30	PT Lintas Insan Karya Sejahtera Pialang Reasuransi	-	-	-	-	-	-	-	-	-	-	-	-
31	PT Marsh Reinsurance Brokers Indonesia	8.555.851	133.019.468	-	-	(175.635)	(1.845.385)	141.676	3.604.925				
32	PT Mega Jasa Reinsurance Brokers	1.284.753	8.446.991	529.438	2.374.889	1.182.952	5.265.204	230.036	2.858.290	-	-	-	-
33	PT Mitra Utama Reasuransi	37.228.321	143.717.378	-	-	-	-	-	-	-	-	-	-
34	PT Paragon Reinsurance Brokers	-	-	-	-	-	-	-	-	-	-	-	-
35	PT Parare International	39.729	402.535	-	-	80.371	1.194.916	194.629	2.256.469	-	-	-	-
36	PT Pialang Reasuransi Dekai Indonesia	272.758	3.855.769	21	313	446.662	2.332.073	22.235	164.000	-	-	-	-
37	PT Proteksi Wahana Sentosa	6.386.024	43.857.634	-	-	-	-	-	-	769.870	4.143.207		
38	PT Simas Reinsurance Brokers	40.028.916	729.134.729	255.394	2.528.403	1.713.979	16.447.444	2.736.160	51.737.713	3.334	31.149		
39	PT Smartindo Pialang Reasuransi	-	-	-	-	-	-	-	-	-	-	-	-
40	PT Tala Re International	1.172.282	26.108.982	-	-	-	-	142.416	3.171.887	-	-	-	-
41	PT Trinity Re	21.102.617	234.068.069	-	-	1.971.603	10.562.417	-	-	-	-	-	-
42	PT United Pialang Reasuransi*)	-	-	-	-	-	-	-	-	-	-	-	-
43	PT Willis Reinsurance Broker***)	-	-	-	-	-	-	-	-	-	-	-	-
	JUMLAH / SUBTOTAL	**177.873.863**	**2.119.249.419**	**2.302.411**	**22.139.258**	**15.544.361**	**173.565.082**	**22.331.344**	**203.950.053**	**1.031.507**	**42.606.244**	**1.477**	**26.258**
	JUMLAH SELURUHNYA / GRAND TOTAL	**791.097.257**	**8.446.283.674**	**110.894.506**	**763.156.155**	**151.927.818**	**1.177.893.337**	**83.203.492**	**835.919.911**	**20.505.137**	**281.608.015**	**58.994**	**1.669.596**

*) Tidak menyampaikan Laporan/*Have Not Submitted Annual Report*
**) Izin Usaha telah dicabut/*Licenses have been revoked*
***) Pemberian Izin Usaha Tahun 2017 */New licence at the end 2017*

USAHA PIALANG ASURANSI DAN REASURANSI
INSURANCE AND REINSURANCE BROKERAGE

TABEL : 7.1 / *TABLE : 7.1*
REKAPITULASI PREMI DAN KOMISI TAHUN 2017
RECAPITULATIONS OF PREMIUMS AND COMMISSIONS IN 2017

Dalam Ribuan Rupiah
In Thousand Rupiah

No.	NAMA PERUSAHAAN *NAME OF COMPANY*	Energi On-Shore/ Energy On-shore		Energi Off-Shore /Energy Off-Shore		Rekayasa/Engineering		Tanggung Gugat/Liability	
		Komisi *Commission*	Premi *Premium*	Komisi *Commission*	Premi *Premium*	Komisi *Commission*	Premi *Premium*	Komisi *Commission*	Premi *Premium*
(1)	(2)	(15)	(16)	(17)	(18)	(19)	(20)	(21)	(22)
	PERUSAHAAN PIALANG ASURANSI SWASTA NASIONAL								
	NATIONAL PRIVATE INSURANCE BROKERS								
1	PT AA Pialang Asuransi	-	-	-	-	1.508.007	7.959.854	44.126	123.015
2	PT Abadi Proteksindo Artha	-	-	-	-	-	-	300	2.075
3	PT Adi Antara Asia	-	-	-	-	-	-	-	-
4	PT Adikara Mitra Sampurna	-	-	-	-	60.360	393.766	56.863	306.650
5	PT Adonai Pialang Asuransi	-	-	-	-	-	-	-	-
6	PT Advis Terapan Proteksindo	-	-	-	-	-	3.586	-	2.255.325
7	PT Aigra Insurance Brokers	-	-	-	-	-	-	-	-
8	PT Alih Risiko Makna Sejahtera	-	-	-	-	60.567	324.568	90.137	566.720
9	PT Andika Mitra Sejati	-	-	-	-	80	402	4.968	19.965
10	PT Andromeda International **)	-	-	-	-	-	-	-	-
11	PT Antara Intermediary Indonesia	-	-	-	-	507.778	3.392.385	244.228	2.150.902
12	PT Anugerah Bersama Berkah Abadi	-	-	-	-	-	-	-	-
13	PT Anugrah Atma Adiguna	-	-	-	-	-	-	43.471	335.281
14	PT Anugrah Medal Broker	-	-	-	-	-	-	-	-
15	PT Artha Bina Bhayangkara	-	-	-	-	965.656	4.170.338	175.462	782.498
16	PT Artha Raharja	-	-	-	-	-	-	-	-
17	PT Asia Finance Risk	-	-	-	-	-	-	-	-
18	PT Asia International Insurance Brokers	-	-	-	-	-	-	-	-
19	PT Asia Pacific Insurance Broker	-	-	-	-	-	-	-	-
20	PT Asta Kanti	-	-	-	-	-	-	-	-
21	PT Asyki Sarana Sejahtera	-	-	-	-	-	-	-	-
22	PT Axle Asia	-	-	-	-	1.026.393	5.788.418	596.003	3.151.167
23	PT Bahtera Mitra Jasa	-	-	-	-	-	-	-	-
24	PT Bahtera Wahana Tritata	-	-	-	-	-	-	-	-
25	PT Barron Pandu Abadi	-	-	-	-	-	-	-	-
26	PT Bastama Mitra Persada	-	-	-	-	214.537	-	2.912.636	-
27	PT Best Proteksi Indonesia	-	-	-	-	-	-	2.874	143.689
28	PT BGIB Insurance Broker	-	-	-	-	-	-	-	-
29	PT Bhineka Cipta Lestari	-	-	-	-	-	-	-	-
30	PT Bina Dana Sejahtera	-	-	-	-	197.463	1.405.849	13.917	118.094
31	PT Bina Kridatama Nusantara	-	-	-	-	265.749	4.085.347	-	-
32	PT Binasentra Purna	-	-	-	-	506.510	-	13.350	-
33	PT Bintang Jasa Selaras Insurance Brokers	-	-	-	-	-	-	-	-
34	PT Brilliant Insurance Brokers	-	-	-	-	-	-	7.757	40.547
35	PT Bringin Sejahtera Makmur	-	-	-	-	2.175.053	19.704.901	46.779	395.400
36	PT Brocade Insurance Broker	-	-	-	-	5.700	29.093	8.975	35.900
37	PT Buana Jasa Pratama	-	-	-	-	-	-	-	-
38	PT Bumi Insurance Brokers	-	-	-	-	-	-	19.440	90.042
39	PT Caraka Mulia	-	-	-	-	-	-	1.077.561	340.707
40	PT Central Antar Jasa	-	-	-	-	2.547	70.163	-	-
41	PT Cipta Integra Duta	-	-	-	-	-	-	-	-
42	PT Dharma Honoris Raksa Pratama	-	-	-	-	-	-	-	-
43	PT Dinamika Prima Servitama	-	-	-	-	-	-	-	-
44	PT Dinda Pradana Insurance Broker	-	-	-	-	1.050	18.016	23.659	195.244

No.	NAMA PERUSAHAAN *NAME OF COMPANY*	Energi On-Shore/ Energy On-shore		Energi Off-Shore /Energy Off-Shore		Rekayasa/Engineering		Tanggung Gugat/Liability	
		Komisi *Commission*	Premi *Premium*	Komisi *Commission*	Premi *Premium*	Komisi *Commission*	Premi *Premium*	Komisi *Commission*	Premi *Premium*
(1)	(2)	(15)	(16)	(17)	(18)	(19)	(20)	(21)	(22)
45	PT Dritama Brokerindo	-	-	-	-	-	-	-	-
46	PT Duta Inti Varia	-	-	-	-	-	-	-	-
47	PT Duta Semesta Raya	-	-	-	-	650.292	4.448.349	1.212.414	4.967.731
48	PT Estika Jasatama	68.309	552.700	-	552.700	2.496.028	31.681.153	135.727	1.142.860
49	PT Experta Jamin Lindung Kencana*)	-	-	-	-	-	-	-	-
50	PT Felima Orient Pacific	-	-	-	-	-	-	-	-
51	PT Fistlight Indonesia Insurance Brokers	-	-	-	-	-	-	-	-
52	PT Fokus Solusi Proteksi	-	-	-	-	166.231	1.294.531	-	-
53	PT Fred Marius Sabini Insurance Broker	-	-	-	-	-	-	-	-
54	PT Fresnel Perdana Mandiri	-	-	-	-	3.913.234	20.626.388	7.115.675	46.687.178
55	PT Futura Finansial Prosperindo	-	-	-	-	-	-	-	-
56	PT Gelora Karya Jasatama*)	-	-	-	-	-	-	-	-
57	PT Global Insurance Broker	-	-	-	-	-	-	-	-
58	PT Global Risk Management	-	-	-	-	-	-	-	-
59	PT Grasia Media Utama	-	-	-	-	54.715	295.794	-	-
60	PT Griya Proteksi Nusantara	-	-	-	-	-	-	-	-
61	PT Hagati Brokerindo	-	-	-	-	-	-	-	-
62	PT Independen Pialang Asuransi d/h PT IB Insurance Broking	-	-	-	-	-	-	-	-
63	PT IBS Insurance Broking Service	-	-	78.413	-	7.861.648	97.034.280	6.511.882	47.419.028
64	PT Indomobil Insurance Consultant	-	-	-	-	-	-	-	-
65	PT Indonesia Insurance Brokers	-	-	-	-	5.482	36.670	2.477	12.449
66	PT Indosurance Broker Utama	-	-	-	-	4.039.097	26.056.250	1.318.900	6.400.254
67	PT Insco Multi Pratama	-	-	-	-	-	-	-	-
68	PT Insurance Broker Consultant International*)	-	-	-	-	-	-	-	-
69	PT Cahaya Mitra Satya Bersama Pialang Asuransi d/h PT Inter Rajasa Putra*)	-	-	-	-	-	-	-	-
70	PT Intercoastal Indonesia	-	-	-	-	-	-	1.912.806	15.847.505
71	PT Interjasa Kreasi Brokerindo	-	-	-	-	-	-	-	-
72	PT Istpro Inti Nusa	1.632	21.806	-	21.806	1.480.560	11.541.037	83.681	750.208
73	PT Jakarta Inti Bersama	-	-	-	-	-	-	-	-
74	PT Jasa Advisindo Sejahtera	-	-	-	-	1.411.471	9.570.163	2.223	9.060
75	PT Java Insurance Brokers	-	-	-	-	-	-	-	-
76	PT Jaya Proteksindo Sakti	-	-	-	-	-	-	-	-
77	PT Jets Indonesia	-	-	-	-	42.032	2.176.735	157.631	1.156.858
78	PT Jupiter Insurance Broker and Consultant	-	-	-	-	-	-	-	-
79	PT Kali Besar Raya Utama	105.959	706.393	2.298.241	706.393	8.524.189	265.945.680	8.482.376	63.794.712
80	PT Kantata Mitra Jamindo	-	-	-	-	-	-	-	-
81	PT Krida Upaya Tunggal	-	-	-	-	287.208	2.552.961	-	-
82	PT Laren Insurance Broker	-	-	-	-	-	-	-	-
83	PT Lead Insurance Brokers*)	-	-	-	-	-	-	-	-
84	PT Legowo	-	-	-	-	-	-	-	-
85	PT Lestari Cipta Hokindo	-	-	-	-	199.792	6.076.327	38.017	1.294.376
86	PT Liberty & General Risk Service	-	-	-	-	606.511	3.134.661	97.295	860.219
87	PT Lidean Pialang Asuransi	-	-	-	-	23.437	-	-	-
88	PT Lumbung Sari	-	-	-	-	-	-	-	-
89	PT Magnus Mitra Sejahtera	-	-	-	-	727.409	4.262.782	-	-
90	PT Maju Anugerah Proteksi	-	-	-	-	-	-	-	-
91	PT Manggala Artha Sejahtera	-	-	-	-	-	-	-	-
92	PT Manunggal Bhakti Suci	-	-	-	-	466.768	-	8.010	-
93	PT Megah Putra Manunggal	-	-	-	-	-	-	-	-
94	PT Mitra Cipta Proteksindo	-	-	-	-	3.691.615	18.977.708	1.195.083	8.927.893
95	PT Mitra Dhana Atmharaksha	-	-	-	-	1.365	9.100	-	53.350
96	PT Mitra Harmoni Insurance Broker	-	-	-	-	117.163	633.948	115.978	627.582
97	PT Mitra Ibisnis Terapan	-	-	-	-	-	-	-	-
98	PT Mitra Iswara & Rorimpandey	4.138.895	39.090.700	-	39.090.700	2.185.140	15.125.305	2.522.357	21.057.746
99	PT Mitra Jasa Pratama	-	-	-	-	-	-	-	-
100	PT Mitra Proteksi Madani	-	-	-	-	-	-	-	-
101	PT Mitra Sentosa Paramaabadi	-	-	-	-	-	-	-	-
102	PT Birama Inter Global Broker Asuransi d/h PT Mitra Sinergi Proteksindo	-	-	-	-	-	-	-	-
103	PT Mitramandiri Pialang Asuransi	-	-	-	-	139.598	924.240	327.696	2.054.221
104	PT Multi Artha Insurance Brokers*)	-	-	-	-	-	-	-	-
105	PT Multi Asih Pratama	-	-	-	-	-	-	-	-
106	PT Multiniaga Intermedia Proteksi	-	-	-	-	414.020	8.482.771	40.525	313.295

No.	NAMA PERUSAHAAN *NAME OF COMPANY*	Energi On-Shore/ Energy On-shore		Energi Off-Shore /Energy Off-Shore		Rekayasa/Engineering		Tanggung Gugat/Liability	
		Komisi *Commission*	Premi *Premium*	Komisi *Commission*	Premi *Premium*	Komisi *Commission*	Premi *Premium*	Komisi *Commission*	Premi *Premium*
(1)	(2)	(15)	(16)	(17)	(18)	(19)	(20)	(21)	(22)
107	PT Munich Lloyd International Brokers	-	-	-	-	-	-	48.630	116.361
108	PT Nadi Jasa Pratama**)	-	-	-	-	-	-	-	-
109	PT National Insurance Brokers	-	-	-	-	-	-	-	-
110	PT Nugraha Perkasa Mandiri	-	-	-	-	-	-	-	-
111	PT Nusadua Pialang Asuransi*)	-	-	-	-	-	-	-	-
112	PT Nusantara Insurance Broker & Consultant	-	-	-	-	-	-	-	-
113	PT Pacific Indonesia Berjaya	-	-	-	-	-	-	11.389.843	49.615.716
114	PT PAIB Indonesia	-	-	-	-	95.571	1.210.836	68.839	880.059
115	PT Partnerindo Inti Cipta	-	-	-	-	10.479	80.765	436	2.482
116	PT Pasindo Utama**)	-	-	-	-	-	-	-	-
117	PT Pegasus Insurindo*)	-	-	-	-	-	-	-	-
118	PT Perdana Wahana Sentosa	-	-	-	-	5.822	35.449	-	-
119	PT Perisai Bhakti Rahardjo	-	-	-	-	-	-	-	-
120	PT Perisai Indonesia**)	-	-	-	-	-	-	-	-
121	PT Pilar Mitra Proteksi	-	-	-	-	-	-	-	-
122	PT Premier Investama Bersama	-	-	-	-	922.039	13.166.192	28.329	141.645
123	PT Prioritas Pialang Asuransi	-	-	-	-	-	-	-	-
124	PT ProAsia Broker Asuransi	-	-	-	-	33.218	189.867	32.004	182.558
125	PT Proteksi Antar Nusa	-	-	-	-	-	-	-	-
126	PT Proteksi Indonesia	-	-	-	-	-	-	-	-
127	PT Proteksi Jaya Mandiri	-	-	-	-	-	-	-	-
128	PT Proteksi Pradana	-	-	-	-	-	-	-	-
129	PT Proteksindo Broker Asuransi	-	-	-	-	-	-	-	-
130	PT Rajawali Insurance Brokers	-	-	-	-	937.437	4.512.599	-	-
131	PT Rajawali Pialang Asuransi	(174.316)	(1.162.048)	-	(1.162.048)	167.310	973.238	492.097	3.553.535
132	PT Rama Mitra Jasa*)	-	-	-	-	-	-	-	-
133	PT Ria Pratama Mega Sejahtera	-	-	-	-	-	-	-	-
134	PT Rimas Proteksindo Utama	-	-	-	-	-	-	-	-
135	PT Royal Imperium Broker Services**)	-	-	-	-	-	-	-	-
136	PT Safe Insurance Brokers	-	-	-	-	-	-	-	-
137	PT Saksama Arta	-	-	-	-	-	-	63.417	520.464
138	PT Salvus Inti	-	-	-	-	16.940	204.979	112.995	633.892
139	PT Sapta Miles Indonesia**)	-	-	-	-	-	-	-	-
140	PT Sarana Janesia Utama	-	-	-	-	6.634.316	56.801.319	1.620.873	18.288.309
141	PT Sathya Wahana Indonesia	-	-	-	-	462.820	4.045.788	61.111	667.674
142	PT Sedana Pasifik Servistama	-	-	-	-	394.799	12.800.192	1.171.282	7.666.229
143	PT Sentana Mitra Kualita	-	-	-	-	-	-	-	-
144	PT Shinta Inserve	-	-	-	-	-	-	-	-
145	PT Siar Perdana Asuransi*)	-	-	-	-	-	-	-	-
146	PT Sinergi Adi Utama	-	-	-	-	-	-	-	-
147	PT Sinergi Mitratama Proteksi	-	-	-	-	87.917	851.015	25.693	251.960
148	PT Sino Palapa Insurance Brokers	-	-	-	-	-	-	-	-
149	PT Sukses Utama Sejahtera	-	-	-	-	29.926	181.495	-	-
150	PT Swadharma Jasa Pialang Asuransi	-	-	-	-	131.919	747.795	1.176.893	1.676.949
151	PT Taawun Indonesia Sejahtera	-	-	-	-	-	-	-	-
152	PT Talisman Insurance Brokers	-	-	-	-	-	-	-	-
153	PT Tigara Mitra Sejahtera	-	-	-	-	-	-	-	-
154	PT Tri Dharma Proteksi	-	-	-	-	-	-	-	-
155	PT Trust Insurance Broker*)	-	-	-	-	-	-	-	-
156	PT Tugu Insurance Brokers	272.850	2.228.039	-	2.228.039	960.786	8.164.334	427.950	2.165.283
157	PT United Insurance Services*)	-	-	-	-	-	-	-	-
158	PT Vega Prima Insurindo*)	-	-	-	-	-	-	-	-
159	PT Visi Bersama Serantau	93.175	5.165.480	-	5.165.480	6.945	34.974	64.748	600.724
160	PT Web Proteksi Solusindo	-	-	-	-	-	-	200	1.035
	JUMLAH / *SUBTOTAL*	**4.506.504**	**46.603.070**	**2.376.654**	**46.603.070**	**57.900.702**	**682.234.356**	**53.448.601**	**321.394.622**

No.	NAMA PERUSAHAAN *NAME OF COMPANY*	Energi On-Shore/ Energy On-shore		Energi Off-Shore /Energy Off-Shore		Rekayasa/Engineering		Tanggung Gugat/Liability	
		Komisi *Commission*	Premi *Premium*	Komisi *Commission*	Premi *Premium*	Komisi *Commission*	Premi *Premium*	Komisi *Commission*	Premi *Premium*
(1)	(2)	(15)	(16)	(17)	(18)	(19)	(20)	(21)	(22)
	PERUSAHAAN PIALANG ASURANSI PATUNGAN								
	JOINT VENTURE INSURANCE BROKES								
1	PT AON Indonesia	-	-	-	-	8.787.244	147.276.251	8.995.136	118.159.288
2	PT Bharatre Indonesia Insurance Brokers*)	-	-	-	-	-	-	-	-
3	PT Futuready Insurance Broker	-	-	-	-	-	-	-	-
4	PT Howden Insurance Brokers Indonesia	-	-	-	-	963.375	5.736.965	2.176.399	11.207.083
5	PT Jardine Lloyd Thompson	-	-	-	-	4.292.148	45.202.382	7.597.571	60.655.903
6	PT Marsh Indonesia	24.127	169.310	21.265	169.310	7.060.453	131.216.802	9.225.837	114.522.576
7	PT Panasonic Insurance Service Indonesia	-	-	-	-	-	-	103.428	984.393
8	PT Toyota Tsusho Insurance Broker Indonesia	-	-	-	-	958.897	6.825.984	387.649	2.683.628
9	PT Willis Indonesia	-	-	-	-	-	-	1.751.638	20.442.752
	JUMLAH / *SUBTOTAL*	**24.127**	**169.310**	**21.265**	**169.310**	**22.062.117**	**336.258.385**	**30.237.658**	**328.655.624**
	PERUSAHAAN PIALANG REASURANSI								
	REINSURANCE BROKERS								
1	PT Adhi Lintas Tanase	-	-	-	-	-	-	-	-
2	PT Adonai Pialang Reasuransi	-	-	-	-	172	5.147	-	-
3	PT Andalan Resiko Lestari	-	-	-	-	-	-	-	-
4	PT AON Benfield Indonesia	-	-	-	-	8.032	2.718.343	157.042	2.350.871
5	PT Artha Dana Mandiri	-	-	-	-	230.341	2.671.951	146.890	519.855
6	PT Asia Reinsurance Brokers Indonesia	-	-	-	-	164.136	4.238.278	-	-
7	PT Asiare Binajasa	-	-	-	-	1.181.577	2.077.140	-	-
8	PT Asrinda Arthasangga	55.741	1.858.027	-	-	649.307	7.760.236	71.105	400.643
9	PT Atlasre Global Internasional	-	-	-	-	18.355	408.197	-	-
10	PT Best One Asia Reinsurance Brokers	-	-	-	-	-	-	49.782	148.668
11	PT CBDANH Pialang Reasuransi	-	-	-	-	1.186.281	6.215.765	168.248	1.647.942
12	PT Chartered Reinsurance Brokers	-	-	-	-	-	-	-	-
13	PT Cipta Colemont Asia Reinsurance Broker	-	-	-	-	-	-	-	-
14	PT Dharmapala Pialang Reasuransi	-	-	-	-	-	-	-	-
15	PT Energi Mandiri Internasional	234.638	416.261	-	-	1.568.301	14.670.750	-	-
16	PT Esa Bina Sejati	-	-	-	-	1.291.432	22.341.049	2.959.656	16.793.714
17	PT Freed Dinamika Indonesia	-	-	-	-	141.659	587.660	-	-
18	PT Garuda Jasa Pratama	-	-	-	-	-	-	-	-
19	PT Hanofer Indonesia	-	-	-	-	-	-	-	-
20	PT Holmes Reinsurance Brokers	-	-	-	-	20.131	45.753	100.450	228.296
21	PT IBS Reinsurance Brokers	-	-	8.691	928.650	6.822.844	54.198.187	2.020.639	11.094.752
22	PT Ibu Reisurance Broker Utama	-	-	-	-	1.325.072	13.486.622	550.820	1.623.764
23	PT Igna Asia	-	-	-	-	6.588	102.144	-	-
24	PT INARE Proteksi Internasional***)	-	-	-	-	-	-	-	-
25	PT Jakarta Raya Pialang Reasuransi	-	-	-	-	2.674	27.629	-	-
26	PT Jasa Cipta Rembaka	450.449	14.248.289	320.655	11.010.051	2.476.737	16.615.251	-	-
27	PT Jaya Proteksindo Sakti Reinsurance	-	-	-	-	-	-	-	-
28	PT JBBoda Viva Indonesia Reinsurance Brokers	-	-	-	-	1.828	73.120	-	-
29	PT JLT Reinsurace Brokers***)	-	-	-	-	-	-	-	-
30	PT Lintas Insan Karya Sejahtera Pialang Reasuransi	-	-	-	-	-	-	-	-
31	PT Marsh Reinsurance Brokers Indonesia	92.953	1.116.487	146.229	5.324.595	785.199	19.242.595	1.782.742	16.553.775
32	PT Mega Jasa Reinsurance Brokers	-	-	-	-	-	-	-	-
33	PT Mitra Utama Reasuransi	-	-	-	-	-	-	-	-
34	PT Paragon Reinsurance Brokers	-	-	-	-	-	-	-	-
35	PT Parare International	-	-	-	-	1.240.629	11.923.223	159.976	3.612.025
36	PT Pialang Reasuransi Dekai Indonesia	-	-	-	-	-	-	-	-
37	PT Proteksi Wahana Sentosa					190.732	1.847.738	21.252	42.503
38	PT Simas Reinsurance Brokers					4.188.906	440.783.401	493.485	1.678.905
39	PT Smartindo Pialang Reasuransi	-	-	-	-	-	-	-	-
40	PT Tala Re International	-	-	-	-	-	-	-	-
41	PT Trinity Re	-	-	-	-	-	-	-	-
42	PT United Pialang Reasuransi*)	-	-	-	-	-	-	-	-
43	PT Willis Reinsurance Broker***)	-	-	-	-	-	-	-	-
	JUMLAH / *SUBTOTAL*	**833.781**	**17.639.065**	**475.576**	**17.263.295**	**23.500.931**	**622.040.180**	**8.682.087**	**56.695.713**
	JUMLAH SELURUHNYA / *GRAND TOTAL*	**5.364.412**	**64.411.445**	**2.873.495**	**64.035.676**	**103.463.751**	**1.640.532.921**	**92.368.347**	**706.745.960**

*) Tidak menyampaikan Laporan/*Have Not Submitted Annual Report*
**) Izin Usaha telah dicabut/*Licenses have been revoked*
***) Pemberian Izin Usaha Tahun 2017 */ New licence at the end 2017*

USAHA PIALANG ASURANSI DAN REASURANSI
INSURANCE AND REINSURANCE BROKERAGE

TABEL : 7.1 / *TABLE : 7.1*
REKAPITULASI PREMI DAN KOMISI TAHUN 2017
RECAPITULATIONS OF PREMIUMS AND COMMISSIONS IN 2017

Dalam Ribuan Rupiah
In Thousand Rupiah

No.	NAMA PERUSAHAAN *NAME OF COMPANY*	Kecelakaan Diri dan Kesehatan/Personal Accident & Health		Kredit / Credit		Suretyship		Aneka / Others		TOTAL	
		Komisi *Commission*	Premi *Premium*	Komisi *Commission*	Premi *Premium*	Komisi *Commission*	Premi *Premium*	Komisi *Commission*	Premi *Premium*	Komisi *Commission*	Premi *Premium*
(1)	(2)	(23)	(24)	(25)	(26)	(27)	(28)	(29)	(30)	(31)	(32)
	PERUSAHAAN PIALANG ASURANSI SWASTA NASIONAL *NATIONAL PRIVATE INSURANCE BROKERS*										
1	PT AA Pialang Asuransi	42.506	166.060	-	2.679.175	1.669.633	5.063.235	40.330	1.780.733	3.503.614	20.608.510
2	PT Abadi Proteksindo Artha	-	-	-	-	-	-	410.881	5.375.440	531.619	6.271.883
3	PT Adi Antara Asia	-	-	-	-	-	-	725.212	5.356.953	10.588.391	116.877.658
4	PT Adikara Mitra Sampurna	2.508	10.127	-	-	37.377	373.773	10.591	50.122	1.132.297	5.947.608
5	PT Adonai Pialang Asuransi	-	-	33.084.705	210.257.386	-	-	194.959	956.037	33.572.169	213.319.223
6	PT Advis Terapan Proteksindo	-	10.143.575	-	-	18.600.095	6.903.537	-	55.033	18.600.095	20.387.696
7	PT Aigra Insurance Brokers	-	-	-	-	-	-	-	-	717.258	-
8	PT Alih Risiko Makna Sejahtera	-	-	-	-	116.425	1.939.831	158.878	341.902	1.729.826	6.844.647
9	PT Andika Mitra Sejati	5.512.370	35.860.503	-	-	-	-	25.102	73.100	6.188.127	40.443.241
10	PT Andromeda International **)	-	-	-	-	-	-	-	-	-	-
11	PT Antara Intermediary Indonesia	851.466	5.535.309	-	-	437.286	2.236.532	240.352	970.810	8.408.969	51.022.736
12	PT Anugerah Bersama Berkah Abadi	3.058.466	12.804.953	-	-	-	-	28.232	155.730	3.242.996	13.818.402
13	PT Anugrah Atma Adiguna	-	-	-	-	-	-	-	-	77.532	602.050
14	PT Anugrah Medal Broker	-	-	253.896	1.664.887	-	-	-	-	253.896	1.664.887
15	PT Artha Bina Bhayangkara	10.326	51.106	5.175	12.964	40.137	128.515	20.518	80.053	3.910.677	21.177.536
16	PT Artha Raharja	183.978	1.095.447	-	-	329	900	2.241.510	16.399.501	3.035.233	20.680.930
17	PT Asia Finance Risk	-	-	-	-	680	4.230	-	-	3.264.779	12.927.930
18	PT Asia International Insurance Brokers	-	-	-	-	-	-	-	-	168.410	2.834.175
19	PT Asia Pacific Insurance Broker	200.181	1.267.631	-	-	-	-	47.026	312.222	934.989	3.915.350
20	PT Asta Kanti	4.529.866	32.404.770	-	-	-	-	212.718	1.088.817	4.901.880	34.348.663
21	PT Asyki Sarana Sejahtera	17.800	57.213	-	-	-	-	367.094	1.174.073	616.326	2.320.987
22	PT Axle Asia	3.228.740	31.595.417	13.890	102.715	-	-	1.015.465	5.703.385	11.462.696	77.358.581
23	PT Bahtera Mitra Jasa	12.460	45.973	-	-	-	-	340.270	2.268.465	838.288	4.405.719
24	PT Bahtera Wahana Tritata	-	-	-	-	-	-	-	-	162.604	1.345.531
25	PT Barron Pandu Abadi	3.394.060	25.671.181	-	-	-	-	1.302	6.460	3.534.817	26.312.862
26	PT Bastama Mitra Persada	-	-	12.890	-	1.438	-	497.315	-	4.772.536	19.748.891
27	PT Best Proteksi Indonesia	7.799	34.654	-	-	-	-	4.805	23.524	1.004.263	7.342.829
28	PT BGIB Insurance Broker	908.984	6.059.893	-	-	-	-	-	-	11.447.233	108.776.280
29	PT Bhineka Cipta Lestari	-	-	-	-	-	-	31.785	390.117	1.095.090	6.662.773
30	PT Bina Dana Sejahtera	26.344	144.606	1.324.630	8.423.753	-	-	5.616.907	67.676.063	9.419.419	105.356.469
31	PT Bina Kridatama Nusantara	2.203	8.813	-	-	-	-	543.467	800.894	1.577.315	10.405.330
32	PT Binasentra Purna	34.608.261	-	3.184.026	-	-	-	1.472.652	-	48.043.537	328.962.409
33	PT Bintang Jasa Selaras Insurance Brokers	-	-	-	-	-	-	-	-	-	-
34	PT Brilliant Insurance Brokers	24.831	238.165	-	-	1.404	14.044	-	-	1.927.057	18.936.273
35	PT Bringin Sejahtera Makmur	4.424.598	36.725.632	-	-	265.783	872.623	34.061	234.170	33.779.761	324.166.878
36	PT Brocade Insurance Broker	-	-	10.512.285	233.402.614	1.543	21.817	-	-	11.328.507	248.524.498
37	PT Buana Jasa Pratama	206.570	1.300.945	-	-	-	-	139.400	905.232	1.005.332	5.304.749
38	PT Bumi Insurance Brokers	6.019	18.880	-	-	-	-	5.904.583	22.777.896	5.957.275	22.992.395
39	PT Caraka Mulia	50.526	3.452.879	1.588.472	11.345	518.121	40.343	5.356	26.466.253	14.125.485	121.452.243
40	PT Central Antar Jasa	-	-	-	-	-	-	447.170	20.039.292	776.516	28.230.091
41	PT Cipta Integra Duta	19.713.824	225.560.954	-	-	-	-	424.733	3.083.592	20.138.557	228.644.545
42	PT Dharma Honoris Raksa Pratama	5.680.236	-	-	-	-	-	-	-	5.680.236	-
43	PT Dinamika Prima Servitama	190.753	1.287.814	-	-	-	-	1.419.680	3.922.266	8.439.297	48.682.180
44	PT Dinda Pradana Insurance Broker	89.015	838.834	-	-	-	-	622.784	5.486.314	1.296.771	11.201.977

No.	NAMA PERUSAHAAN *NAME OF COMPANY*	Kecelakaan Diri dan Kesehatan/Personal Accident & Health		Kredit / Credit		Suretyship		Aneka / Others		TOTAL	
		Komisi *Commission*	Premi *Premium*	Komisi *Commission*	Premi *Premium*	Komisi *Commission*	Premi *Premium*	Komisi *Commission*	Premi *Premium*	Komisi *Commission*	Premi *Premium*
(1)	(2)	(23)	(24)	(25)	(26)	(27)	(28)	(29)	(30)	(31)	(32)
45	PT Dritama Brokerindo	47.808	474.692	-	-	-	-	594.495	4.159.555	2.341.427	18.789.345
46	PT Duta Inti Varia	454.070	75.473	-	-	-	-	-	-	470.756	75.473
47	PT Duta Semesta Raya	408.660	3.484.579	-	-	1.523	10.626	888.884	5.485.074	42.131.423	278.023.888
48	PT Estika Jasatama	352.778	2.827.901	-	-	191.177	2.803.008	1.481.065	2.022.798	19.232.481	213.236.658
49	PT Experta Jamin Lindung Kencana*)	-	-	-	-	-	-	-	-	-	-
50	PT Felima Orient Pacific	-	-	-	-	-	-	-	-	-	-
51	PT Fistlight Indonesia Insurance Brokers	382.254	3.822.548	-	-	262.731	1.751.542	179.785	1.198.566	2.351.264	36.037.590
52	PT Fokus Solusi Proteksi	-	-	-	-	-	-	43.838	181.363	650.348	4.349.033
53	PT Fred Marius Sabini Insurance Broker	21.094	-	-	-	-	-	1.251.008	-	3.321.563	39.403.312
54	PT Fresnel Perdana Mandiri	1.400.496	10.463.266	10.428	61.821	33.833	224.292	102.011	451.386	28.838.633	181.899.016
55	PT Futura Finansial Prosperindo	-	-	-	-	-	-	-	-	-	-
56	PT Gelora Karya Jasatama*)	-	-	-	-	-	-	-	-	-	-
57	PT Global Insurance Broker	499.704	5.770.340	-	-	-	-	164.830	1.210.732	1.476.670	11.553.553
58	PT Global Risk Management	(238.340)	(1.276.457)	261.540	1.334.013	-	-	27.704	122.680	78.863	636.278
59	PT Grasia Media Utama	-	-	-	-	425	2.175	371	1.936	89.513	436.917
60	PT Griya Proteksi Nusantara	-	-	-	-	-	-	848.037	-	848.037	-
61	PT Hagati Brokerindo	-	-	-	-	-	-	-	-	645.966	10.335.458
62	PT Independen Pialang Asuransi d/h PT IB Insurance Broking	-	-	-	-	-	-	-	-	413.456	4.134.560
63	PT IBS Insurance Broking Service	326.158	2.476.466	(13.916)	655.125	37.963	308.310	18.111.615	98.822.758	91.541.150	628.015.805
64	PT Indomobil Insurance Consultant	-	-	-	-	-	-	67.186	356.033	3.040.347	29.379.289
65	PT Indonesia Insurance Brokers	51.033	231.488	-	-	-	-	3.023	18.642	422.579	2.173.339
66	PT Indosurance Broker Utama	7.700.331	59.798.232	-	-	-	-	3.520.770	11.330.998	48.400.029	376.791.745
67	PT Insco Multi Pratama	46.636	220.500	463.873	2.578.090	-	-	120.140	660.700	1.159.198	6.690.590
68	PT Insurance Broker Consultant International*)	-	-	-	-	-	-	-	-	-	-
69	PT Cahaya Mitra Satya Bersama Pialang Asuransi d/h PT Inter Rajasa Putra*)	-	-	-	-	-	-	-	-	-	-
70	PT Intercoastal Indonesia	-	-	-	-	-	-	-	-	2.179.426	21.265.694
71	PT Interjasa Kreasi Brokerindo	-	-	-	-	-	-	-	-	4.092.877	-
72	PT Istpro Inti Nusa	210	1.092	-	-	155.068	1.673.141	64.823	221.886	2.367.280	18.931.846
73	PT Jakarta Inti Bersama	-	-	-	-	-	-	-	-	990.980	8.422.084
74	PT Jasa Advisindo Sejahtera	312.507	-	-	-	369	2.648	697.598	1.436.064	2.524.768	11.453.364
75	PT Java Insurance Brokers	-	-	-	-	-	-	-	-	-	-
76	PT Jaya Proteksindo Sakti	-	-	-	-	-	-	2.858.474	16.575.680	13.968.813	78.569.815
77	PT Jets Indonesia	424.351	3.785.985	-	-	-	-	702.183	1.710.244	2.575.586	15.869.220
78	PT Jupiter Insurance Broker and Consultant	67.874	544.413	196.539	3.917.551	-	-	-	-	2.196.044	23.357.369
79	PT Kali Besar Raya Utama	17.636.452	135.351.894	3.564.187	62.024.209	7.563.698	47.609.581	9.545.060	36.709.159	185.195.618	2.002.090.990
80	PT Kantata Mitra Jamindo	-	-	-	-	-	-	-	-	-	-
81	PT Krida Upaya Tunggal	6.779	60.259	-	-	-	-	349.555	3.107.152	15.205.827	116.025.252
82	PT Laren Insurance Broker	-	-	-	-	-	-	-	-	256.817	856.056
83	PT Lead Insurance Brokers*)	-	-	-	-	-	-	-	-	-	-
84	PT Legowo	-	-	-	-	-	-	-	-	-	-
85	PT Lestari Cipta Hokindo	-	-	-	-	-	-	31.235	1.401.315	1.581.061	114.196.483
86	PT Liberty & General Risk Service	130.383	1.091.386	-	-	4.734.067	9.426.626	78.254	290.742	6.522.350	19.384.773
87	PT Lidean Pialang Asuransi	-	-	-	-	-	-	58.403	-	2.393.214	-
88	PT Lumbung Sari	-	-	-	-	-	-	1.620.755	69.855.334	5.214.035	183.800.530
89	PT Magnus Mitra Sejahtera	39.320	164.221	-	-	-	-	136.684	609.415	3.637.792	22.377.169
90	PT Maju Anugerah Proteksi	-	-	-	-	-	-	-	-	258.039	1.721.403
91	PT Manggala Artha Sejahtera	-	-	-	-	-	-	1.799.832	300.621	1.799.832	300.621
92	PT Manunggal Bhakti Suci	1.132	-	-	-	-	-	36.800	-	3.773.922	-
93	PT Megah Putra Manunggal	-	-	-	-	-	-	-	-	3.577.617	32.639.905
94	PT Mitra Cipta Proteksindo	-	-	-	-	210.051	1.423.321	-	-	7.707.437	45.625.138
95	PT Mitra Dhana Atmharaksha	4.252.017	162.151	4.167.165	27.781.099	1.326.178	9.505.294	5.474	36.122	12.793.611	58.617.943
96	PT Mitra Harmoni Insurance Broker	3.333.600	21.366.002	3.770.447	16.057.794	939	2.000	82.674	364.414	9.909.837	52.859.613
97	PT Mitra Ibisnis Terapan	327.981	2.186.540	-	-	-	-	-	-	1.040.172	9.456.981
98	PT Mitra Iswara & Rorimpandey	13.184.748	132.274.729	-	-	-	-	172.696	5.301.876	165.043.466	968.600.795
99	PT Mitra Jasa Pratama	9.287	-	-	-	-	-	-	-	29.419	5.995
100	PT Mitra Proteksi Madani	-	-	12.084.572	51.763.367	-	-	-	-	12.084.572	51.763.367
101	PT Mitra Sentosa Paramaabadi	1.929	11.523	-	-	-	-	-	-	42.834	289.890
102	PT Birama Inter Global Broker Asuransi d/h PT Mitra Sinergi Proteksindo	-	-	-	-	-	-	-	-	224.719	1.111.733
103	PT Mitramandiri Pialang Asuransi	-	-	-	-	375	5.605	-	-	492.571	3.166.792
104	PT Multi Artha Insurance Brokers*)	-	-	-	-	-	-	-	-	-	-
105	PT Multi Asih Pratama	-	-	-	-	-	-	-	-	4.278.205	241.777.427
106	PT Multiniaga Intermedia Proteksi	5.921.459	43.728.029	-	-	4.358	29.976	24.015	134.465	7.214.161	58.899.438

No.	NAMA PERUSAHAAN *NAME OF COMPANY*	Kecelakaan Diri dan Kesehatan/Personal Accident & Health		Kredit / Credit		Suretyship		Aneka / Others		TOTAL	
		Komisi *Commission*	Premi *Premium*	Komisi *Commission*	Premi *Premium*	Komisi *Commission*	Premi *Premium*	Komisi *Commission*	Premi *Premium*	Komisi *Commission*	Premi *Premium*
(1)	(2)	(23)	(24)	(25)	(26)	(27)	(28)	(29)	(30)	(31)	(32)
107	PT Munich Lloyd International Brokers	69.030	163.557	-	-	-	-	198.041	25.626.151	2.120.845	34.879.701
108	PT Nadi Jasa Pratama**)	-	-	-	-	-	-	-	-	-	-
109	PT National Insurance Brokers	36.068	187.562	-	-	-	-	423.231	2.311.811	4.622.359	30.169.026
110	PT Nugraha Perkasa Mandiri	1.565.238	14.338.574	-	-	-	-	1.500	10.000	1.615.677	14.623.399
111	PT Nusadua Pialang Asuransi*)	-	-	-	-	-	-	-	-	-	-
112	PT Nusantara Insurance Broker & Consultant	220.511	1.470.075	3.726.069	19.963.238	-	-	11.353	283.824	4.698.537	25.364.451
113	PT Pacific Indonesia Berjaya	-	-	-	-	-	-	2.096.905	21.657.092	13.918.671	73.600.502
114	PT PAIB Indonesia	1.397.087	9.216.689	126.003	884.084	1.456	11.446	69.927	320.332	4.520.407	33.848.133
115	PT Partnerindo Inti Cipta	2.299	11.496	-	-	-	-	146	584	1.355.783	8.804.999
116	PT Pasindo Utama**)	-	-	-	-	-	-	-	-	-	-
117	PT Pegasus Insurindo*)	-	-	-	-	-	-	-	-	-	-
118	PT Perdana Wahana Sentosa	-	-	-	-	13.027.054	93.443.458	-	-	13.070.380	93.949.921
119	PT Perisai Bhakti Rahardjo	172.736	863.678	-	-	-	-	264.256	1.321.278	806.031	4.030.653
120	PT Perisai Indonesia**)	-	-	-	-	-	-	-	-	-	-
121	PT Pilar Mitra Proteksi	959.883	6.423.258	-	-	-	-	43.284	326.202	1.003.166	6.749.460
122	PT Premier Investama Bersama	18.631	93.154	-	-	-	-	111.399	1.113.992	1.695.095	17.961.425
123	PT Prioritas Pialang Asuransi	-	-	-	-	-	40.000.000	-	-	1.842.588	51.300.000
124	PT ProAsia Broker Asuransi	529.956	5.450.100	-	-	1.782	10.172	-	-	645.855	6.032.681
125	PT Proteksi Antar Nusa	-	-	-	-	-	-	28.450.796	175.704.048	28.450.796	175.704.048
126	PT Proteksi Indonesia	19.136	127.573	-	-	-	-	96.178	641.184	2.207.758	14.208.837
127	PT Proteksi Jaya Mandiri	-	-	-	-	-	-	32.296.134	232.857.668	32.296.134	232.857.668
128	PT Proteksi Pradana	95.336	-	-	-	-	-	-	-	95.336	-
129	PT Proteksindo Broker Asuransi	2.183.641	17.017.011	1.400	9.470	-	-	-	-	3.611.629	30.203.325
130	PT Rajawali Insurance Brokers	-	-	-	-	-	-	104.634	4.194.996	2.329.598	17.272.932
131	PT Rajawali Pialang Asuransi	862.808	5.989.951	-	-	30.865	268.292	34.762	170.833	3.988.535	24.942.383
132	PT Rama Mitra Jasa*)	-	-	-	-	-	-	-	-	-	-
133	PT Ria Pratama Mega Sejahtera	125.160	753.355	-	-	-	-	128.640	398.384	1.292.553	3.657.477
134	PT Rimas Proteksindo Utama	3.964	-	-	-	-	-	65.915	-	273.582	-
135	PT Royal Imperium Broker Services**)	-	-	-	-	-	-	-	-	-	-
136	PT Safe Insurance Brokers	-	-	55.863.226	883.359.076	-	-	-	-	55.863.226	883.359.076
137	PT Saksama Arta	156.553	1.037.379	-	-	-	-	-	-	1.782.394	17.841.495
138	PT Salvus Inti	7.163.945	39.283.315	-	-	3.390	22.313	211.993	1.388.022	8.569.171	68.456.956
139	PT Sapta Miles Indonesia**)	-	-	-	-	-	-	-	-	-	-
140	PT Sarana Janesia Utama	-	-	-	-	2.463.969	23.342.985	3.703.805	28.708.542	41.803.014	421.429.684
141	PT Sathya Wahana Indonesia	132.632	868.195	75.971	468.212	996	18.002	21.720	109.422	4.619.200	45.394.562
142	PT Sedana Pasifik Servistama	14.428.107	103.018.874	(7.451)	(29.356)	637.435	6.479.198	7.933.538	44.279.192	25.510.753	180.089.649
143	PT Sentana Mitra Kualita	1.573.252	17.305.771	-	-	-	-	-	-	1.789.585	19.469.103
144	PT Shinta Inserve	-	-	-	-	-	-	310.223	-	2.002.136	18.079.116
145	PT Siar Perdana Asuransi*)	-	-	-	-	-	-	-	-	-	-
146	PT Sinergi Adi Utama	834.605	6.645.430	-	-	-	-	540.778	4.654.513	1.401.666	11.447.708
147	PT Sinergi Mitratama Proteksi	187.699	1.498.141	-	-	-	-	907.291	5.240.580	2.742.181	21.799.207
148	PT Sino Palapa Insurance Brokers	-	-	-	-	211.931	1.077.359	2.429.460	6.927.860	2.641.392	8.005.219
149	PT Sukses Utama Sejahtera	138.034	980.381	-	-	-	-	70.319	445.186	3.290.250	23.636.006
150	PT Swadharma Jasa Pialang Asuransi	-	-	-	-	-	-	13.356	111.374	1.722.940	6.228.868
151	PT Taawun Indonesia Sejahtera	27.568	94.302	333.627	1.108.980	-	-	-	-	380.331	1.281.598
152	PT Talisman Insurance Brokers	32.901	219.363	-	-	-	-	55.804.918	374.699.685	55.882.756	375.091.601
153	PT Tigara Mitra Sejahtera	-	-	-	-	-	-	27.166	112.127	27.166	112.127
154	PT Tri Dharma Proteksi	-	-	-	-	-	-	-	-	15.602.658	392.741.705
155	PT Trust Insurance Broker*)	-	-	-	-	-	-	-	-	-	-
156	PT Tugu Insurance Brokers	49.122	718.991	1.644.576	18.178.911	2.361.652	15.580.505	4.326.525	35.204.129	16.294.434	139.716.594
157	PT United Insurance Services*)	-	-	-	-	-	-	-	-	-	-
158	PT Vega Prima Insurindo*)	-	-	-	-	-	-	-	-	-	-
159	PT Visi Bersama Serantau	147.612	899.446	14.236	28.296	-	-	638	3.188	456.920	12.738.394
160	PT Web Proteksi Solusindo	2.587	14.781	-	-	-	-	10.827	53.419	1.142.950	4.432.256
	JUMLAH / *SUBTOTAL*	**177.223.502**	**1.096.168.987**	**136.262.463**	**1.546.698.821**	**54.953.535**	**272.631.256**	**209.624.068**	**1.426.907.773**	**1.401.804.716**	**11.907.739.096**

No.	NAMA PERUSAHAAN *NAME OF COMPANY*	Kecelakaan Diri dan Kesehatan/Personal Accident & Health		Kredit / Credit		Suretyship		Aneka / Others		TOTAL	
		Komisi *Commission*	Premi *Premium*	Komisi *Commission*	Premi *Premium*	Komisi *Commission*	Premi *Premium*	Komisi *Commission*	Premi *Premium*	Komisi *Commission*	Premi *Premium*
(1)	(2)	(23)	(24)	(25)	(26)	(27)	(28)	(29)	(30)	(31)	(32)
	PERUSAHAAN PIALANG ASURANSI PATUNGAN										
	JOINT VENTURE INSURANCE BROKES										
1	PT AON Indonesia	21.452.053	234.145.540	2.227.259	19.190.300	866.172	4.180.324	40.050	500.764	109.476.692	1.386.116.903
2	PT Bharatre Indonesia Insurance Brokers*)	-	-	-	-	-	-	-	-	-	-
3	PT Futuready Insurance Broker	39.455	244.497	-	-	-	-	207.192	756.477	715.847	2.877.774
4	PT Howden Insurance Brokers Indonesia	15.453.733	155.541.716	132.841	2.057.420	-	-	361.092	986.160	54.431.463	410.629.190
5	PT Jardine Lloyd Thompson	14.697.709	226.233.437	-	-	-	-	5.695.689	32.203.802	55.726.869	684.813.032
6	PT Marsh Indonesia	67.387.005	579.342.772	-	-	5.773.125	40.390.353	661.208	13.125.069	165.363.116	1.847.417.132
7	PT Panasonic Insurance Service Indonesia	105.233	822.147	369.898	3.958.957	-	-	682.778	5.482.586	6.069.868	61.013.187
8	PT Toyota Tsusho Insurance Broker Indonesia	8.038.224	89.189.873	-	-	-	-	492.667	3.837.973	28.720.432	250.556.427
9	PT Willis Indonesia	32.848.364	211.610.049	-	-	-	-	5.980.730	45.886.451	52.741.789	509.853.810
	JUMLAH / *SUBTOTAL*	**160.021.774**	**1.497.130.030**	**2.729.998**	**25.206.677**	**6.639.296**	**44.570.677**	**14.121.407**	**102.779.283**	**473.246.075**	**5.153.277.456**
	PERUSAHAAN PIALANG REASURANSI										
	REINSURANCE BROKERS										
1	PT Adhi Lintas Tanase	-	-	-	-	-	-	-	-	-	-
2	PT Adonai Pialang Reasuransi	-	-	375.381	3.378.427	-	-	166.341	2.017.373	1.225.181	18.425.015
3	PT Andalan Resiko Lestari	-	-	-	-	-	-	-	-	679.450	-
4	PT AON Benfield Indonesia	-	-	-	-	-	-	-	-	10.016.662	250.716.485
5	PT Artha Dana Mandiri	-	-	-	-	27.631	112.166	5.411	125.578	3.224.527	18.012.215
6	PT Asia Reinsurance Brokers Indonesia	46.610	749.716	-	-	5.209	144.103	1.704.720	28.795.956	3.798.554	65.535.484
7	PT Asiare Binajasa	-	-	-	-	-	-	15.134	50.876	2.677.266	17.880.006
8	PT Asrinda Arthasangga	636.893	3.455.848	3.608.196	52.467.747	5.437.612	46.573.710	1.050.058	(7.747.107)	19.541.288	178.055.501
9	PT Atlasre Global Internasional	-	-	-	-	-	-	-	-	2.453.566	17.184.495
10	PT Best One Asia Reinsurance Brokers	1.471	19.057	115.098	1.961.683	3.950.680	16.869.945	209.445	1.495.968	4.796.565	23.606.822
11	PT CBDANH Pialang Reasuransi	-	-	-	-	38.870	187.990	-	-	5.136.806	38.707.534
12	PT Chartered Reinsurance Brokers	495	4.455	-	-	-	-	54.849	84.046	456.923	543.132
13	PT Cipta Colemont Asia Reinsurance Broker	-	-	-	-	-	-	-	-	1.423.795	6.876.078
14	PT Dharmapala Pialang Reasuransi	-	-	-	-	-	-	-	-	1.471.630	2.665.953
15	PT Energi Mandiri Internasional	-	-	-	-	-	-	120.197	16.475.345	2.485.572	37.722.435
16	PT Esa Bina Sejati	87.782	1.618.234	-	-	562.202	8.929.162	11.978	197.559	6.905.204	85.057.452
17	PT Freed Dinamika Indonesia	1.164.237	2.051.380	-	-	-	-	-	-	1.305.897	2.639.040
18	PT Garuda Jasa Pratama	-	-	7.335.845	152.942.783	79.232	812.093	460.659	5.103.155	8.078.407	160.784.983
19	PT Hanofer Indonesia	-	-	-	-	-	-	6.296	55.000	648.533	3.236.379
20	PT Holmes Reinsurance Brokers	-	-	904.402	2.055.460	540	1.228	903.144	2.052.600	2.037.627	4.630.971
21	PT IBS Reinsurance Brokers	11.084	123.204	(11.816)	(113.641)	-	-	1.024.070	17.979.140	29.535.598	226.421.205
22	PT Ibu Reisurance Broker Utama	15.493	180.553	-	-	-	-	-	-	14.866.050	86.030.760
23	PT Igna Asia	-	-	4.562	140.461	61.591	438.000	-	-	6.764.844	66.814.450
24	PT INARE Proteksi Internasional***)	-	-	-	-	-	-	-	-	673.641	2.722.434
25	PT Jakarta Raya Pialang Reasuransi	-	-	1.833.622	7.815.788	-	-	1.582	23.731	1.933.972	8.492.003
26	PT Jasa Cipta Rembaka	-	-	77.505	365.415	1.228.251	1.392.620	4.634.487	21.140.854	19.262.984	244.915.940
27	PT Jaya Proteksindo Sakti Reinsurance	-	-	-	-	-	-	-	-	167.881	1.284.389
28	PT JBBoda Viva Indonesia Reinsurance Brokers	61.145	2.445.840	185.904	7.436.160	346	13.840	116.600	4.664.000	4.717.891	181.736.185
29	PT JLT Reinsurace Brokers***)	-	-	-	-	-	-	168.750	-	1.975.657	46.112.027
30	PT Lintas Insan Karya Sejahtera Pialang Reasuransi	-	-	-	-	-	-	1.404.540	13.401.738	1.404.540	13.401.738
31	PT Marsh Reinsurance Brokers Indonesia	-	-	-	-	-	-	7.121.615	140.190.964	18.450.630	317.207.424
32	PT Mega Jasa Reinsurance Brokers	-	-	5.823.545	19.380.657	360.577	6.343.185	61.538	598.912	9.472.839	45.268.128
33	PT Mitra Utama Reasuransi	-	-	-	-	-	-	-	-	37.228.321	143.717.378
34	PT Paragon Reinsurance Brokers	-	-	532.641	3.667.220	-	-	-	-	532.641	3.667.220
35	PT Parare International	-	-	-	-	-	-	144.572	1.784.847	1.859.907	21.174.016
36	PT Pialang Reasuransi Dekai Indonesia	-	-	-	-	-	-	3.593.216	54.611.738	4.334.893	60.963.894
37	PT Proteksi Wahana Sentosa	-	-	219.680	4.393.608	-	-	-	-	7.587.558	54.284.691
38	PT Simas Reinsurance Brokers	-	-	-	-	247.230	10.779.610	152.322	1.149.004	49.819.727	1.254.270.358
39	PT Smartindo Pialang Reasuransi	-	-	-	-	-	-	-	-	-	-
40	PT Tala Re International	-	-	97.631	419.194	-	-	81.458	1.814.228	1.493.788	31.514.291
41	PT Trinity Re	-	-	-	-	-	-	9.173.423	48.208.805	32.247.642	292.839.291
42	PT United Pialang Reasuransi*)	-	-	-	-	-	-	-	-	-	-
43	PT Willis Reinsurance Broker***)	-	-	-	-	-	-	-	-	-	-
	JUMLAH / *SUBTOTAL*	**2.025.210**	**10.648.286**	**21.102.196**	**256.310.961**	**11.999.974**	**92.597.651**	**32.386.407**	**354.274.310**	**322.694.455**	**4.035.117.804**
	JUMLAH SELURUHNYA / *GRAND TOTAL*	**339.270.486**	**2.603.947.303**	**160.094.657**	**1.828.216.460**	**73.592.805**	**409.799.583**	**256.131.882**	**1.883.961.367**	**2.197.745.246**	**21.096.134.356**

*) Tidak menyampaikan Laporan/*Have Not Submitted Annual Report*
**) Izin Usaha telah dicabut/*Licenses have been revoked*
***) Pemberian Izin Usaha Tahun 2017/*New licence at the end 2017*

USAHA PIALANG ASURANSI DAN REASURANSI
INSURANCE AND REINSURANCE BROKERAGE

TABEL : 7.2 / *TABLE : 7.2*
REKAPITULASI NERACA PER 31 DESEMBER 2017
RECAPITULATION OF BALANCE SHEET AS AT DECEMBER 31, 2017

Dalam Ribuan Rupiah
In Thousand Rupiah

NO.	NAMA PERUSAHAAN *NAME OF COMPANIES*	INVESTASI *INVESTMENT*	PIUTANG PREMI *PREMIUM RECEIVABLES*	JUMLAH ASET *TOTAL ASSET*	HUTANG PREMI *PREMIUM DEBT*	HUTANG KLAIM *CLAIM DEBT*	JUMLAH LIABILITAS *TOTAL LIABILITY*	MODAL DISETOR *PAID UP CAPITAL*	JUMLAH EKUITAS *TOTAL EQUITY*
(1)	(2)	(3)	(4)	(5)	(6)	(7)	(8)	(9)	(10)
	PERUSAHAAN PIALANG ASURANSI SWASTA NASIONAL								
	NATIONAL PRIVATE INSURANCE BROKERS								
1	PT AA Pialang Asuransi	-	3.770.086	9.426.124	2.913.642	-	3.448.329	1.500.000	5.977.795
2	PT Abadi Proteksindo Artha	-	2.550.504	4.148.303	2.972.442	-	2.975.787	1.889.000	1.172.516
3	PT Adi Antara Asia	2.000.000	27.427.361	45.227.942	23.435.060	-	26.292.387	2.000.000	18.935.556
4	PT Adikara Mitra Sampurna	-	3.057.182	7.384.764	2.623.809	-	4.768.631	1.500.000	2.616.133
5	PT Adonai Pialang Asuransi	8.506.710	12.419.758	55.545.801	5.968.904	-	25.287.951	5.000.000	30.257.851
6	PT Advis Terapan Proteksindo	-	7.068.074	18.178.682	7.991.209	-	16.175.301	1.000.000	2.003.381
7	PT Aigra Insurance Brokers	-	-	2.034.918	9.797	-	13.569	3.000.000	2.021.350
8	PT Alih Risiko Makna Sejahtera	-	1.631.771	2.797.167	1.072.845	-	1.413.604	2.000.000	1.383.563
9	PT Andika Mitra Sejati	450.000	-	3.431.770	19.204	-	297.626	1.000.000	3.134.144
10	PT Andromeda International**)	-	-	-	-	-	-	-	-
11	PT Antara Intermediary Indonesia	3.384.877	12.644.555	23.131.031	13.444.404	-	16.421.685	500.000	6.709.346
12	PT Anugerah Bersama Berkah Abadi	-	5.076.246	6.220.432	472.701	-	629.843	1.000.000	5.590.590
13	PT Anugrah Atma Adiguna	-	-	1.878.558	10.194	-	550.170	2.820.000	1.328.388
14	PT Anugrah Medal Broker	351.491	259.935	825.506	-	-	163.000	1.100.000	662.507
15	PT Artha Bina Bhayangkara	300.000	75.572	2.760.980	600.042	-	880.960	1.500.000	1.880.020
16	PT Artha Raharja	113.447	324.004	3.190.379	708.925	-	1.156.112	630.000	2.034.267
17	PT Asia Finance Risk	-	109.560	3.609.307	106.827	-	309.882	3.850.000	3.299.425
18	PT Asia International Insurance Brokers	1.000.000	-	1.745.280	-	-	19.485	1.000.000	1.725.795
19	PT Asia Pacific Insurance Broker	1.500.000	558.125	3.582.310	775.904	-	815.384	4.500.000	2.766.926
20	PT Asta Kanti	-	2.180.287	7.617.629	3.875.412	5.984	4.472.950	1.000.000	3.144.679
21	PT Asyki Sarana Sejahtera	2.000.000	30.024	4.256.298	30.125	-	1.608.296	2.000.000	2.648.002
22	PT Axle Asia	948.779	36.942.694	51.105.727	38.592.662	-	47.395.967	1.500.000	3.709.760
23	PT Bahtera Mitra Jasa	31.224	603	1.940.823	76.324	-	392.626	1.000.000	1.548.196
24	PT Bahtera Wahana Tritata	600.000	401.419	1.820.756	451.863	-	453.212	2.000.000	1.367.544
25	PT Barron Pandu Abadi	203.852	13.002	2.149.633	296.817	-	554.580	3.050.000	1.595.053
26	PT Bastama Mitra Persada	1.100.000	2.672.031	6.053.161	2.767.711	-	3.220.855	2.000.000	2.832.306
27	PT Best Proteksi Indonesia	-	431.642	1.814.978	123.014	-	144.900	1.000.000	1.670.078
28	PT BGIB Insurance Broker	-	133.173.564	143.597.501	127.933.956	-	135.106.492	5.000.000	8.491.010
29	PT Bhineka Cipta Lestari	1.500.000	792.868	4.078.019	1.309.868	-	1.325.433	1.250.000	2.752.586
30	PT Bina Dana Sejahtera	2.047.205	40.959.175	50.780.469	37.736.337	-	47.385.939	1.000.000	3.394.530
31	PT Bina Kridatama Nusantara	-	5.980.656	10.247.710	6.887.556	-	7.436.886	1.700.000	2.810.824
32	PT Binasentra Purna	32.109.353	1.060.334	100.956.500	27.368.919	2.075.829	63.541.173	7.000.000	37.415.327
33	PT Bintang Jasa Selaras Insurance Broker	1.000.000	-	1.170.951	-	-	213.297	2.100.000	957.654
34	PT Brilliant Insurance Brokers	1.400.000	6.734.088	10.685.642	4.385.750	-	4.687.973	1.000.000	5.997.668
35	PT Bringin Sejahtera Makmur	13.270.513	225.951.228	275.070.081	230.508.144	-	238.166.551	6.000.000	36.903.530
36	PT Brocade Insurance Broker	-	-	15.506.612	162.168	2.199.890	6.896.440	3.600.000	8.610.172
37	PT Buana Jasa Pratama	164.233	232.268	1.726.258	166.311	-	226.253	800.000	1.500.005
38	PT Bumi Insurance Brokers	-	129.771	8.984.936	423.087	-	4.207.645	3.120.000	4.777.292
39	PT Caraka Mulia	1.569.993	66.220.409	86.460.445	68.365.812	-	80.071.755	3.000.000	6.388.690
40	PT Central Antar Jasa	520.000	-	2.724.222	64.413	-	562.497	1.000.000	2.161.726
41	PT Cipta Integra Duta	7.860.065	18.343.946	39.129.411	18.348.537	-	22.822.818	1.100.000	16.306.593
42	PT Dharma Honoris Raksa Pratama	-	5.104.353	16.857.096	5.595.391	-	7.711.691	1.100.000	9.145.405
43	PT Dinamika Prima Servitama	100.000	6.794.981	14.341.595	6.704.123	-	8.003.610	1.500.000	6.337.985
44	PT Dinda Pradana Insurance Broker	-	1.575.614	3.485.034	1.497.003	-	1.660.376	1.450.000	1.824.659

NO.	NAMA PERUSAHAAN *NAME OF COMPANIES*	INVESTASI *INVESTMENT*	PIUTANG PREMI *PREMIUM RECEIVABLES*	JUMLAH ASET *TOTAL ASSET*	HUTANG PREMI *PREMIUM DEBT*	HUTANG KLAIM *CLAIM DEBT*	JUMLAH LIABILITAS *TOTAL LIABILITY*	MODAL DISETOR *PAID UP CAPITAL*	JUMLAH EKUITAS *TOTAL EQUITY*
(1)	(2)	(3)	(4)	(5)	(6)	(7)	(8)	(9)	(10)
45	PT Dritama Brokerindo	-	6.714.220	11.486.568	6.257.685	-	6.688.309	1.000.000	4.798.260
46	PT Duta Inti Varia	-	-	1.579.270	-	-	104.647	1.380.000	1.474.622
47	PT Duta Semesta Raya	28.793.848	40.903.471	128.076.764	46.337.734	-	66.293.769	500.000	61.782.995
48	PT Estika Jasatama	7.830.000	51.753.858	78.027.974	55.067.445	-	62.929.358	3.000.000	15.098.616
49	PT Experta Jamin Lindung Kencana*)	-	-	-	-	-	-	-	-
50	PT Felima Orient Pacific	-	-	1.395.794	-	-	-	4.450.000	1.395.794
51	PT Fistlight Indonesia Insurance Brokers	-	14.872.532	21.959.256	14.987.133	-	18.072.022	967.000	3.887.234
52	PT Fokus Solusi Proteksi	275.000	605.809	2.713.328	-	-	1.513	1.000.000	2.711.814
53	PT Fred Marius Sabini Insurance Broker	2.370.309	16.827.122	22.032.391	17.023.786	-	19.932.419	2.000.000	2.099.972
54	PT Fresnel Perdana Mandiri	250.000	15.095.833	30.586.935	17.670.041	-	20.521.310	1.000.000	10.065.625
55	PT Futura Finansial Prosperindo	-	-	1.001.757	-	-	84.951	1.425.000	916.806
56	PT Gelora Karya Jasatama*)	-	-	-	-	-	-	-	-
57	PT Global Insurance Broker	-	9.711.084	12.142.887	9.699.461	-	11.282.870	2.500.000	860.016
58	PT Global Risk Management	1.000.000	11.271.087	15.713.614	11.295.401	-	15.171.893	2.500.000	541.721
59	PT Grasia Media Utama	-	71.800	5.356.248	21.884	-	2.212.209	7.611.575	3.144.039
60	PT Griya Proteksi Nusantara	250.000	-	4.179.107	-	-	1.076.621	4.745.000	3.102.486
61	PT Hagati Brokerindo	-	4.613.639	5.661.082	2.577.731	-	2.585.335	1.000.000	3.075.747
62	PT Independen Pialang asuransi d/h PT IB Insurance Broking	-	1.915.393	2.269.419	332.733	-	449.526	2.000.000	1.819.892
63	PT IBS Insurance Broking Service	4.970.240	223.415.774	346.225.369	250.770.595	6.306.533	297.766.839	1.250.000	48.458.531
64	PT Indomobil Insurance Consultant	13.481.140	2.047.726	16.819.619	2.110.631	-	2.637.333	3.000.000	14.182.286
65	PT Indonesia Insurance Brokers	-	235.064	1.630.729	235.094	-	450.759	2.000.000	1.179.970
66	PT Indosurance Broker Utama	132.269.864	67.771.961	251.596.873	57.874.210	473.597	73.663.352	500.000	177.933.521
67	PT Insco Multi Pratama	150.000	316.020	3.117.434	608.668	481.151	1.499.785	1.800.000	1.617.648
68	PT Insurance Broker Consultant International*)	-	-	-	-	-	-	-	-
69	PT Cahaya Mitra Satya Bersama Pialang Asuransi*)	-	-	-	-	-	-	-	-
70	PT Intercoastal Indonesia	-	4.979.972	6.021.492	2.794.034	-	3.741.533	3.000.000	2.279.959
71	PT Interjasa Kreasi Brokerindo	-	816.185	2.685.605	531.047	-	1.309.177	1.200.000	1.376.428
72	PT ISTPRO Inti Nusa	-	3.077.448	5.777.434	3.112.784	-	3.353.014	1.500.000	2.424.420
73	PT Jakarta Inti Bersama	-	3.408.481	4.351.002	3.025.807	-	3.175.925	2.000.000	1.175.077
74	PT Jasa Advisindo Sejahtera	-	2.863.737	5.541.806	2.844.028	-	3.882.232	2.000.000	1.659.574
75	PT Java Insurance Brokers	-	-	2.788.782	-	-	-	1.400.000	2.788.782
76	PT Jaya Proteksindo Sakti	28.992.000	6.927.314	70.375.379	31.645.007	-	33.826.491	3.994.000	36.548.888
77	PT Jets Indonesia	-	1.806.669	3.157.977	1.787.460	-	1.932.901	6.250.000	1.225.076
78	PT Jupiter Insurance Broker and Consultant	2.018.473	5.297.869	9.918.524	5.297.869	-	5.860.068	1.500.000	4.058.456
79	PT Kali Besar Raya Utama	76.367.716	376.527.519	650.266.529	441.902.561	-	494.579.513	3.574.000	155.687.015
80	PT Kantata Mitra Jamindo	-	-	1.815.383	-	-	57.312	3.500.000	1.758.071
81	PT Krida Upaya Tunggal	915.000	319.882	7.863.129	2.392.589	-	4.878.129	500.000	2.985.000
82	PT Laren Insurance Broker	-	771.240	1.561.216	21.743	-	103.995	1.200.000	1.457.221
83	PT Lead Insurance Brokers*)	-	-	-	-	-	-	-	-
84	PT Legowo	710.000	2.716	1.681.634	2.583	-	38.337	2.020.000	1.643.297
85	PT Lestari Cipta Hokindo	-	-	5.518.320	-	-	632.349	5.000.000	4.885.971
86	PT Liberty & General Risk Service	-	10.946.582	23.326.484	13.451.920	-	21.405.134	1.150.000	1.921.350
87	PT Lidean Pialang Asuransi	300.000	5.625.813	9.878.193	5.594.158	-	7.844.819	1.000.000	2.033.374
88	PT Lumbung Sari	15.367.551	11.157.626	31.357.071	11.486.890	-	14.113.700	8.000.000	17.243.371
89	PT Magnus Mitra Sejahtera	1.000.000	6.305.113	11.069.373	6.199.963	-	7.548.359	1.000.000	3.521.014
90	PT Maju Anugerah Proteksi	-	-	2.736.959	-	-	-	1.830.000	2.736.959
91	PT Manggala Artha Sejahtera	-	-	3.407.046	17.292	-	27.331	2.000.000	3.379.715
92	PT Manunggal Bhakti Suci	15.000	8.592.714	10.752.548	8.592.714	-	8.746.451	1.000.000	2.006.097
93	PT Megah Putra Manunggal	77.274.812	4.747.198	97.604.078	8.137.204	-	33.746.591	6.300.000	63.857.487
94	PT Mitra Cipta Proteksindo	3.659.600	13.361.484	26.546.125	13.547.702	-	18.026.515	1.200.000	8.519.610
95	PT Mitra Dhana Atmharaksha	-	4.537.896	10.666.714	3.621.248	274.899	5.911.047	1.000.000	4.755.667
96	PT Mitra Harmoni Insurance Broker	1.200.000	7.583.396	15.247.132	5.395.622	288.039	8.075.556	2.500.000	7.171.576
97	PT Mitra Ibisnis Terapan	-	1.394.167	4.392.138	1.257.969	-	3.053.434	3.400.000	1.338.704
98	PT Mitra Iswara & Rorimpandey	157.477.117	131.028.616	516.667.739	182.010.568	-	187.533.251	1.000.000	329.134.488
99	PT Mitra Jasa Pratama	1.260.000	1.094	2.016.149	10.256	-	10.265	5.000.000	2.005.883
100	PT Mitra Proteksi Madani	-	11.876.802	25.263.526	13.253.165	-	19.259.228	2.000.000	6.004.299
101	PT Mitra Sentosa Paramaabadi	1.495.495	289.890	2.210.156	151.123	-	245.316	3.000.000	1.964.840
102	PT Birama Inter Global Broker Asuransi d/h PT Mitra Sinergi Proteksindo*)	-	101.258	3.724.930	-	-	1.964.750	2.500.000	1.760.180
103	PT Mitramandiri Pialang Asuransi	1.305.663	249.875	2.041.363	322.175	-	436.868	1.400.000	1.604.495
104	PT Multi Artha Insurance Brokers*)	-	-	-	-	-	-	-	-
105	PT Multi Asih Pratama	8.191.226	-	9.007.091	-	-	4.058.159	1.000.000	4.948.932
106	PT Multiniaga Intermedia Proteksi	3.850.000	108.027	12.325.465	2.144.514	-	9.770.960	2.000.000	2.554.505

Dalam Ribuan Rupiah
In Thousand Rupiah

NO.	NAMA PERUSAHAAN *NAME OF COMPANIES*	INVESTASI *INVESTMENT*	PIUTANG PREMI *PREMIUM RECEIVABLES*	JUMLAH ASET *TOTAL ASSET*	HUTANG PREMI *PREMIUM DEBT*	HUTANG KLAIM *CLAIM DEBT*	JUMLAH LIABILITAS *TOTAL LIABILITY*	MODAL DISETOR *PAID UP CAPITAL*	JUMLAH EKUITAS *TOTAL EQUITY*
(1)	(2)	(3)	(4)	(5)	(6)	(7)	(8)	(9)	(10)
107	PT Munich Lloyd International Brokers	-	4.890.561	7.596.443	4.957.490	-	4.994.093	2.500.000	2.602.351
108	PT Nadi Jasa Pratama**)	-	-	-	-	-	-	-	-
109	PT National Insurance Brokers	-	-	3.525.643	156.998	-	297.964	1.000.000	3.227.679
110	PT Nugraha Perkasa Mandiri	552.365	1.265.802	3.088.894	711.554	-	792.338	1.581.000	2.296.556
111	PT Nusadua Pialang Asuransi*)	-	-	-	-	-	-	-	-
112	PT Nusantara Insurance Broker & Consultant	-	2.287.707	9.302.848	1.912.705	-	2.726.381	3.300.000	6.576.467
113	PT Pacific Indonesia Berjaya	1.329.099	29.007.340	37.214.574	23.487.027	-	31.000.233	500.000	6.214.341
114	PT PAIB Indonesia	450.000	546.779	4.593.298	1.151.246	-	1.575.921	10.000.000	3.017.377
115	PT Partnerindo Inti Cipta	-	988.176	4.153.909	1.558.026	-	1.737.058	1.070.000	2.416.851
116	PT Pasindo Utama**)	-	-	-	-	-	-	-	-
117	PT Pegasus Insurindo*)	-	-	-	-	-	-	-	-
118	PT Perdana Wahana Sentosa	600.000	5.662.023	8.101.215	5.662.023	-	5.741.194	4.025.000	2.360.021
119	PT Perisai Bhakti Rahardjo	-	3.411.258	3.538.827	1.835.543	-	1.856.991	1.500.000	1.681.836
120	PT Perisai Indonesia**)	-	-	-	-	-	-	-	-
121	PT Pilar Mitra Proteksi	-	1.171.230	4.403.602	3.201.670	-	3.336.146	1.000.000	1.067.456
122	PT Premier Investama Bersama	-	1.952.986	4.995.578	860.417	-	1.015.290	4.050.000	3.980.289
123	PT Prioritas Pialang Asuransi	-	-	1.562.556	-	-	18.426	2.000.000	1.544.130
124	PT Proasia Broker Asuransi	-	3.646.370	5.692.516	4.073.788	-18.085	4.377.184	700.000	1.315.332
125	PT Proteksi Antar Nusa	250.000	-	22.643.959	2.226.368	2.563.626	10.494.414	10.000.000	12.149.545
126	PT Proteksi Indonesia	-	3.351.837	5.594.935	3.351.837	-	4.229.821	1.000.000	1.365.114
127	PT Proteksi Jaya Mandiri	500.000	-	8.907.037	-	-	567.483	5.000.000	8.339.554
128	PT Proteksi Pradana	-	108.707	2.178.116	-	-	56.424	1.500.000	2.121.691
129	PT Proteksindo Broker Asuransi	-	8.399.238	11.161.656	8.494.782	-	8.828.380	1.000.000	2.333.276
130	PT Rajawali Insurance Brokers	2.700.000	5.956.105	10.658.471	6.064.373	-	6.788.551	1.000.000	3.869.920
131	PT Rajawali Pialang Asuransi	1.000.000	11.537	6.578.148	132	-	2.479.572	1.000.000	4.098.576
132	PT Rama Mitra Jasa*)	-	-	-	-	-	-	-	-
133	PT Ria Pratama Mega Sejahtera	750.050	1.303.260	3.623.380	1.752.819	-	1.989.203	1.150.000	1.634.177
134	PT Rimas Proteksindo Utama	1.000.000	850.349	2.383.893	722.181	-	1.069.818	4.200.000	1.314.075
135	PT Royal Imperium Broker Services**)	-	-	-	-	-	-	-	-
136	PT Safe Insurance Brokers	100.000	1.368.414	10.241.718	1.738.453	446.719	4.640.868	2.700.000	5.600.850
137	PT Saksama Arta	-	5.329	2.539.134	68.763	-	1.235.566	1.000.000	1.303.568
138	PT Salvus Inti	5.547.032	8.612.540	18.076.292	8.217.152	-	9.550.920	4.221.700	8.525.372
139	PT Sapta Miles Indonesia**)	-	-	-	-	-	-	-	-
140	PT Sarana Janesia Utama	11.050.000	11.171.689	31.131.074	9.514.551	-	22.399.362	2.000.000	8.731.712
141	PT Sathya Wahana Indonesia	-	12.689.554	28.839.679	15.081.444	-	23.878.117	1.500.000	4.961.562
142	PT Sedana Pasifik Servistama	13.000	17.562.517	32.908.147	17.594.594	-	22.234.311	3.000.000	10.673.836
143	PT Sentana Mitra Kualita	-	1.770.579	4.991.485	820.955	-	1.009.269	3.000.000	3.982.216
144	PT Shinta Inserve	-	2.489.286	7.464.249	2.616.130	-	3.429.207	1.500.000	4.035.042
145	PT Siar Perdana Asuransi*)	-	-	-	-	-	-	-	-
146	PT Sinergi Adi Utama	-	4.920.720	6.290.782	4.920.720	-	4.929.194	1.355.000	1.361.587
147	PT Sinergi Mitratama Proteksi	-	6.808.573	9.172.822	7.116.258	20.568	9.255.381	3.700.000	(82.558)
148	PT Sino Insurance Brokers	-	1.725.583	4.129.050	916.310	-	1.074.378	2.600.000	3.054.672
149	PT Sukses Utama Sejahtera	-	6.065.570	12.606.077	8.798.534	-	9.269.065	3.150.000	3.337.013
150	PT Swadharma Jasa Pialang Asuransi	150.000	1.506.633	2.797.483	987.362	-	1.505.738	1.000.000	1.291.745
151	PT Taawun Indonesia Sejahtera	1.450.000	3.049	1.650.430	882	-	18.289	2.000.000	1.632.142
152	PT Talisman Insurance Brokers	86.721.939	53.008.349	235.765.371	55.316.036	-	179.993.012	500.000	55.772.359
153	PT Tigara Mitra Sejahtera	500.000	-	2.066.781	-	-	96.310	2.200.000	1.970.472
154	PT Tri Dharma Proteksi	3.196.125	20.110.279	34.133.739	17.117.180	-	25.397.659	750.000	8.736.080
155	PT Trust Insurance Broker*)	-	-	-	-	-	-	-	-
156	PT Tugu Insurance Brokers	6.050.350	21.574.074	36.790.927	23.302.987	-	26.513.596	5.332.700	10.277.331
157	PT United Insurance Services*)	-	-	-	-	-	-	-	-
158	PT Vega Prima Insurindo*)	-	-	-	-	-	-	-	-
159	PT Visi Bersama Serantau	-	1.179.073	3.076.969	1.665.428	-	1.766.963	2.123.000	1.310.006
160	PT Web Proteksi Solusindo	-	725.318	2.600.601	1.146.083	-	1.243.741	1.500.000	1.356.859
	JUMLAH / *SUBTOTAL*	**780.981.759**	**1.973.655.063**	**4.279.589.958**	**2.159.340.244**	**15.118.751**	**2.747.877.279**	**327.813.975**	**1.531.712.679**

NO.	NAMA PERUSAHAAN *NAME OF COMPANIES*	INVESTASI *INVESTMENT*	PIUTANG PREMI *PREMIUM RECEIVABLES*	JUMLAH ASET *TOTAL ASSET*	HUTANG PREMI *PREMIUM DEBT*	HUTANG KLAIM *CLAIM DEBT*	JUMLAH LIABILITAS *TOTAL LIABILITY*	MODAL DISETOR *PAID UP CAPITAL*	JUMLAH EKUITAS *TOTAL EQUITY*
(1)	(2)	(3)	(4)	(5)	(6)	(7)	(8)	(9)	(10)
	PERUSAHAAN PIALANG ASURANSI PATUNGAN								
	JOINT VENTURE INSURANCE BROKES								
1	PT AON Indonesia	70.999.000	237.973.426	422.130.228	255.748.421	-	323.673.993	3.000.000	98.456.235
2	PT Bharatre Indonesia Insurance Brokers*)	-	-	-	-	-	-	-	-
3	PT Futuready Insurance Broker	-	-	40.335.610	553.529	-	6.840.090	25.870.000	33.495.520
4	PT Howden Insurance Brokers Indonesia	9.200.000	107.192.140	141.482.720	107.196.515	-	129.339.586	1.000.000	12.143.134
5	PT Jardine Lloyd Thompson	15.726.155	199.088.605	272.978.522	205.683.789	-	232.057.655	3.000.000	40.920.867
6	PT Marsh Indonesia	1.707.349	318.715.609	652.800.015	346.235.571	-	465.508.538	3.000.000	187.291.477
7	PT Panasonic Insurance Service Indonesia	13.439.431	-	14.358.132	-	-	554.755	1.000.000	13.803.377
8	PT Toyota Tsusho Insurance Broker Indonesia	-	36.133.431	66.565.147	44.673.749	-	49.374.336	4.000.000	17.190.811
9	PT Willis Indonesia	-	115.695.593	230.169.616	142.739.982	-	179.792.472	3.000.000	50.377.144
	JUMLAH / SUBTOTAL	**111.071.934**	**1.014.798.803**	**1.840.819.990**	**1.102.831.555**	**-**	**1.387.141.426**	**43.870.000**	**453.678.564**
	PERUSAHAAN PIALANG REASURANSI								
	REINSURANCE BROKERS								
1	PT Adhi Lintas Tanase	-	4.496.394	48.654.768	9.021.577	32.444.675	43.811.277	1.000.000	4.843.492
2	PT Adonai Pialang Reasuransi	-	10.093.137	18.610.920	10.121.683	-	12.160.612	5.000.000	6.450.308
3	PT Andalan Resiko Lestari	-	2.023.512	2.362.393	3.145.334	-	3.275.571	1.500.000	(913.178)
4	PT AON Benfield Indonesia	6.200.000	48.662.492	95.031.462	71.413.367	418.853	77.600.909	3.000.000	17.430.553
5	PT Artha Dana Mandiri	200.000	1.723.698	5.303.278	2.293.388	145.219	3.694.924	1.500.000	1.608.354
6	PT Asia Reinsurance Brokers Indonesia	-	24.810.921	32.740.961	19.370.613	5.703.510	28.253.409	5.000.000	4.487.552
7	PT Asiare Binajasa	-	6.149.039	13.773.478	6.199.915	4.308.916	10.700.956	500.000	3.072.523
8	PT Asrinda Arthasangga	44.512.788	18.021.363	137.487.036	19.577.841	45.580.144	121.975.888	2.500.000	15.511.149
9	PT Atlasre Global Internasional	-	347.869	1.997.598	400.005	-	459.512	2.000.000	1.538.086
10	PT Best One Asia Reinsurance Brokers	1.000.000	5.314.515	13.269.390	6.201.767	-	10.698.090	1.800.000	2.571.299
11	PT CBDANH Pialang Reasuransi	-	12.052.981	18.502.224	16.188.202	-	16.977.103	2.000.000	1.525.121
12	PT Chartered Reinsurance Brokers	-	533.356	3.997.057	930.784	-	1.267.674	1.500.000	2.729.383
13	PT Cipta Colemont Asia Reinsurance Broker	-	1.542.423	4.844.229	1.179.449	1.641.469	2.887.872	1.500.000	1.956.356
14	PT Dharmapala Pialang Reasuransi	1.765.000	473.353	3.187.072	515.280	-	1.089.708	1.500.000	2.097.364
15	PT Energi Mandiri Internasional	3.659.315	3.827.338	10.382.585	7.184.799	-	7.844.667	2.200.000	2.537.918
16	PT Esa Bina Sejati	2.443.685	6.340.988	69.477.868	7.993.051	28.326.598	60.345.758	1.560.000	9.132.110
17	PT Freed Dinamika Indonesia	1.000.000	44.985	1.756.983	146.490	108.500	255.634	1.000.000	1.501.348
18	PT Garuda Jasa Pratama	3.200.000	680.068	7.514.752	844.804	1.610	1.987.826	1.200.000	5.526.926
19	PT Hanofer Indonesia	-	5.280.306	13.719.826	5.584.935	-	12.212.009	5.150.000	1.507.817
20	PT Holmes Reinsurance Brokers	-	3.183.868	3.746.450	1.499.913	-	1.544.173	1.000.000	2.202.277
21	PT IBS Reinsurance Brokers	16.983.912	19.068.852	80.501.847	36.971.333	15.259.769	56.372.715	1.000.000	24.129.133
22	PT Ibu Reisurance Broker Utama	33.894.636	3.817.215	52.467.391	6.454.525	4.815.287	21.689.574	2.000.000	30.777.817
23	PT Igna Asia	5.000.000	11.610.771	26.733.711	19.861.867	911.758	21.939.347	1.500.000	4.794.363
24	PT INARE Proteksi Internasional***)	-	-	7.502.337	14.164	-	91.837	10.000.000	7.410.501
25	PT Jakarta Raya Pialang Reasuransi	-	1.105.313	2.354.006	1.105.313	-	1.265.748	1.250.000	1.088.258
26	PT Jasa Cipta Rembaka	23.193.200	7.797.945	204.085.354	11.286.375	166.700.903	192.684.876	1.000.000	11.400.478
27	PT Jaya Proteksindo Sakti Reinsurance	1.450.000	99.355	1.690.702	61.415	-	75.703	1.500.000	1.614.999
28	PT JBBoda Viva Indonesia Reinsurance Brokers	5.792.697	13.130.278	21.832.029	13.340.118	2.608.740	16.674.754	5.000.000	5.157.275
29	PT JLT Reinsurace Brokers***)	-	41.966.566	51.517.862	43.453.618	-	48.482.168	5.000.000	3.035.695
30	PT Lintas Insan Karya Sejahtera Pialang Reasuransi	-	4.047.386	8.961.585	4.088.086	-	6.910.868	2.170.000	2.050.717
31	PT Marsh Reinsurance Brokers Indonesia	-	155.859.761	251.256.914	110.265.401	84.219.635	205.686.480	5.000.000	45.570.434
32	PT Mega Jasa Reinsurance Brokers	3.329.029	2.704.864	18.292.187	5.272.645	4.256.540	11.690.033	1.500.000	6.602.154
33	PT Mitra Utama Reasuransi	30.204.605	28.974.372	96.259.884	35.868.286	802.091	57.101.659	1.000.000	39.158.225
34	PT Paragon Reinsurance Brokers	1.500.000	-	2.380.292	3.285	-	13.511	2.000.000	2.366.781
35	PT Parare International	450.000	1.698.154	3.672.746	1.713.401	131.783	2.137.980	1.750.000	1.534.766
36	PT Pialang Reasuransi Dekai Indonesia	4.000.000	371.916	8.952.065	1.200.849	2.465.312	3.691.120	1.000.000	5.260.945
37	PT Proteksi Wahana Sentosa	-	15.383.166	31.322.026	20.572.758	147.082	23.176.238	1.800.000	8.145.789
38	PT Simas Reinsurance Brokers	15.064.400	176.504.939	268.113.336	202.468.800	-	232.111.888	500.000	36.001.448
39	PT Smartindo pialang Reasuransi	-	-	1.529.991	-	-	-	2.300.000	1.529.991
40	PT Tala Re International	1.750.000	9.350.945	33.917.175	9.350.945	908.658	31.910.372	1.700.000	2.006.803
41	PT Trinity Re	23.075.077	196.330.791	306.558.248	196.917.630	18.731.010	291.448.638	500.000	15.109.610
42	PT United Pialang Reasuransi*)	-	-	-	-	-	-	-	-
43	PT Willis Reinsurance Broker***)	-	-	-	-	-	-	-	-
	JUMLAH / SUBTOTAL	**229.668.342**	**845.425.194**	**1.986.262.017**	**910.084.009**	**420.638.063**	**1.644.199.079**	**91.880.000**	**342.062.938**
	JUMLAH SELURUHNYA / GRAND TOTAL	**1.121.722.036**	**3.833.879.060**	**8.106.671.965**	**4.172.255.808**	**435.756.814**	**5.779.217.784**	**463.563.975**	**2.327.454.181**

*) Tidak menyampaikan Laporan/*Have Not Submitted Annual Report*

**) Izin Usaha telah dicabut/*Licenses have been revoked*

***) Pemberian Izin Usaha Tahun 2017/*New licence at the end 2017*

USAHA PIALANG ASURANSI DAN REASURANSI
INSURANCE AND REINSURANCE BROKERAGE

TABEL : 7.3 / *TABLE 7.3*
REKAPITULASI PERHITUNGAN LABA/RUGI TAHUN 2017
RECAPITULATION OF PROFIT / LOSS IN 2017

Dalam Ribuan Rupiah
In Thousand Rupiah

NO.	NAMA PERUSAHAAN *NAME OF COMPANIES*	PENDAPATAN JASA KEPERANTARAAN LANSGUNG *DIRECT BROKERAGE FEE*	PENDAPATAN JASA KEPERAN-TARAAN *TOTAL BROKERAGE FEE*	JUMLAH PENDAPATAN *TOTAL INCOME*	BEBAN PEGAWAI DAN PENGURUS *SALARY AND WAGES*	BEBAN OPERASIONAL *OPERATION EXPENSES*	BEBAN NON OPERASIONAL *NON-OPERATION EXPENSES*	BEBAN PAJAK *TAX*	LABA / RUGI *PROFIT & LOSS*
(1)	(2)	(3)	(4)	(5)	(6)	(7)	(8)	(9)	(10)
	PERUSAHAAN PIALANG ASURANSI SWASTA NASIONAL *NATIONAL PRIVATE INSURANCE BROKERS*								
1	PT AA Pialang Asuransi	3.503.614	3.503.614	4.455.349	2.731.800	5.072.829	295.747	197.629	(1.110.856)
2	PT Abadi Proteksindo Artha	531.619	531.619	551.408	325.000	519.857	-	-	31.551
3	PT Adi Antara Asia	10.588.391	10.588.391	10.899.141	4.368.249	7.593.572	102.977	745.054	2.457.538
4	PT Adikara Mitra Sampurna	1.132.297	1.132.297	1.160.554	452.341	1.137.812	17.721	11.323	(6.302)
5	PT Adonai Pialang Asuransi	33.572.169	33.572.169	35.088.690	7.866.381	22.821.715	331.238	2.988.149	8.947.587
6	PT Advis Terapan Proteksindo	18.600.095	18.600.095	18.668.265	587.009	18.752.904	6.643	-	(91.282)
7	PT Aigra Insurance Brokers	-	717.258	717.753	463.373	679.313	2.928	7.173	28.339
8	PT Alih Risiko Makna Sejahtera	1.729.826	1.729.826	1.729.826	635.625	954.188	1.277	17.298	757.062
9	PT Andika Mitra Sejati	6.188.127	6.188.127	6.199.125	2.757.977	5.568.281	9.430	61.881	559.533
10	PT Andromeda International**)								
11	PT Antara Intermediary Indonesia	8.408.969	8.408.969	9.611.617	3.121.926	6.814.010	605.510	341.233	1.850.863
12	PT Anugerah Bersama Berkah Abadi	3.242.996	3.242.996	3.245.205	1.538.000	3.167.396	10.879	32.430	34.500
13	PT Anugrah Atma Adiguna	77.532	77.532	79.257	237.000	322.347	1.398	-	(244.488)
14	PT Anugrah Medal Broker	253.896	253.896	314.116	324.500	726.274	-	-	(412.157)
15	PT Artha Bina Bhayangkara	3.910.677	3.910.677	3.944.516	1.193.455	2.984.470	115.997	97.481	746.569
16	PT Artha Raharja	-	3.035.233	2.983.741	1.305.881	2.221.692	61.299	30.352	670.397
17	PT Asia Finance Risk	3.264.779	3.264.779	3.285.755	795.390	1.624.560	1.450	50.491	1.609.254
18	PT Asia International Insurance Brokers	168.410	168.410	291.519	141.700	209.547	1.322	10.081	70.569
19	PT Asia Pacific Insurance Broker	526.319	934.989	1.034.475	1.066.272	1.734.653	1.154	-	(701.332)
20	PT Asta Kanti	4.901.880	4.901.880	4.991.542	1.955.319	4.468.305	26.124	32.030	465.082
21	PT Asyki Sarana Sejahtera	616.326	616.326	5.010.126	2.170.583	4.672.209	-	49.400	288.517
22	PT Axle Asia	11.462.696	11.462.696	14.698.827	10.236.773	17.863.360	25.683	306.231	(3.496.447)
23	PT Bahtera Mitra Jasa	462.199	838.288	935.396	251.205	870.485	19.385	9.027	36.500
24	PT Bahtera Wahana Tritata	162.604	162.604	223.422	523.514	666.467	-	-	(443.044)
25	PT Barron Pandu Abadi	3.534.817	3.534.817	3.870.814	1.397.401	3.335.961	14.465	38.389	481.999
26	PT Bastama Mitra Persada	4.772.536	4.772.536	4.772.536	772.827	4.062.298	108.279	-	601.959
27	PT Best Proteksi Indonesia	1.004.263	1.004.263	1.011.121	516.782	1.253.617	-	10.043	(252.538)
28	PT BGIB Insurance Broker	11.447.233	11.447.233	11.794.786	2.811.986	9.903.326	-	295.077	1.596.383
29	PT Bhineka Cipta Lestari	1.095.090	1.095.090	1.206.896	362.895	957.167	11.119	10.951	227.659
30	PT Bina Dana Sejahtera	9.169.783	9.419.419	10.487.828	3.278.648	7.982.827	406.289	481.019	1.617.694
31	PT Bina Kridatama Nusantara	1.577.315	1.577.315	2.608.406	1.712.785	3.012.131	105.323	-	(509.048)
32	PT Binasentra Purna	48.043.537	48.043.537	90.301.697	21.330.649	52.621.931	-	8.211.115	29.468.650
33	PT Bintang Jasa Selaras Insurance Broker	-	-	94.374	-	66.685	-	-	27.689
34	PT Brilliant Insurance Brokers	1.927.057	1.927.057	2.253.556	744.087	1.439.229	297.974	-	516.353
35	PT Bringin Sejahtera Makmur	33.779.761	33.779.761	34.478.065	14.017.270	22.030.955	885.563	3.442.456	8.119.091
36	PT Brocade Insurance Broker	11.328.507	11.328.507	11.519.068	1.671.594	6.834.535	-	-	4.684.533
37	PT Buana Jasa Pratama	1.005.332	1.005.332	3.414.232	2.678.724	3.360.573	52.655	10.053	(9.050)
38	PT Bumi Insurance Brokers	5.957.275	5.957.275	5.974.110	619.480	3.948.749	1.458.405	179.569	387.387
39	PT Caraka Mulia	14.125.485	14.125.485	15.103.867	7.830.435	13.004.513	669.146	314.775	1.115.433
40	PT Central Antar Jasa	776.516	776.516	847.137	702.988	913.538	-	-	(66.400)
41	PT Cipta Integra Duta	20.138.557	20.138.557	21.123.056	11.073.341	18.492.267	57.250	682.910	1.890.629
42	PT Dharma Honoris Raksa Pratama	5.680.236	5.680.236	5.680.236	1.709.111	5.243.330	28.543	190.738	217.626
43	PT Dinamika Prima Servitama	8.439.297	8.439.297	8.533.845	1.445.641	7.058.668	101.982	-	1.373.195
44	PT Dinda Pradana Insurance Broker	1.296.771	1.296.771	1.579.085	1.018.500	1.888.053	162.383	-	(471.351)

NO.	NAMA PERUSAHAAN *NAME OF COMPANIES*	PENDAPATAN JASA KEPERANTARAAN LANSGUNG *DIRECT BROKERAGE FEE*	PENDAPATAN JASA KEPERAN-TARAAN *TOTAL BROKERAGE FEE*	JUMLAH PENDAPATAN *TOTAL INCOME*	BEBAN PEGAWAI DAN PENGURUS *SALARY AND WAGES*	BEBAN OPERASIONAL *OPERATION EXPENSES*	BEBAN NON OPERASIONAL *NON-OPERATION EXPENSES*	BEBAN PAJAK *TAX*	LABA / RUGI *PROFIT & LOSS*
(1)	(2)	(3)	(4)	(5)	(6)	(7)	(8)	(9)	(10)
45	PT Dritama Brokerindo	2.341.427	2.341.427	2.542.666	1.122.747	2.714.727	22.216	-	(194.277)
46	PT Duta Inti Varia	470.756	470.756	516.076	132.000	238.604	-	4.708	272.764
47	PT Duta Semesta Raya	42.131.423	42.131.423	47.843.813	18.712.542	26.970.921	2.255.284	5.307.503	13.310.105
48	PT Estika Jasatama	19.232.481	19.232.481	21.644.276	9.575.791	16.562.566	194.436	1.053.857	3.833.417
49	PT Experta Jamin Lindung Kencana*)	-	-	-	-	-	-	-	-
50	PT Felima Orient Pacific	-	-	-	299.888	551.932	5.730	-	(557.662)
51	PT Fistlight Indonesia Insurance Brokers	2.351.264	2.351.264	2.530.537	1.001.498	2.116.076	94.686	-	319.775
52	PT Fokus Solusi Proteksi	650.348	650.348	895.452	341.500	760.020	1.921	-	133.511
53	PT Fred Marius Sabini Insurance Broker	3.321.563	3.321.563	9.902.952	6.192.327	9.630.025	(251.940)	309.579	215.287
54	PT Fresnel Perdana Mandiri	28.838.633	28.838.633	29.133.560	9.971.391	27.194.179	390.060	1.061.893	487.429
55	PT Futura Finansial Prosperindo	-	-	19.531	-	107.817	-	-	(88.285)
56	PT Gelora Karya Jasatama*)	-	-	-	-	-	-	-	-
57	PT Global Insurance Broker	1.476.670	1.476.670	1.772.957	1.608.869	2.786.401	-	14.768	(1.028.212)
58	PT Global Risk Management	78.863	78.863	84.956	780.212	1.607.116	3.598	(8.461)	(1.517.297)
59	PT Grasia Media Utama	89.296	89.513	114.796	-	40.685	-	-	74.111
60	PT Griya Proteksi Nusantara	848.037	848.037	851.470	373.515	787.459	2.200	8.480	53.330
61	PT Hagati Brokerindo	645.966	645.966	936.737	608.352	840.832	-	9.340	86.565
62	PT Independen Pialang asuransi d/h PT IB Insurance Broking	413.456	413.456	413.649	183.400	520.351	251	-	(106.953)
63	PT IBS Insurance Broking Service	91.541.150	91.541.150	148.975.952	46.978.214	71.501.763	-	12.397.486	65.076.704
64	PT Indomobil Insurance Consultant	2.268.374	3.040.347	5.055.866	1.820.019	2.726.671	-	26.825	2.302.369
65	PT Indonesia Insurance Brokers	422.579	422.579	549.415	234.522	575.015	-	-	(25.599)
66	PT Indosurance Broker Utama	48.400.029	48.400.029	95.448.346	30.211.261	45.587.024	489.049	5.459.136	43.913.137
67	PT Insco Multi Pratama	1.159.198	-	1.174.357	1.185.827	2.334.103	4.412	-	(1.164.159)
68	PT Insurance Broker Consultant International*)	-	-	-	-	-	-	-	-
69	PT Cahaya Mitra Satya Bersama Pialang Asuransi d/h PT Inter Rajasa Putra*)	-	-	-	-	-	-	-	-
70	PT Intercoastal Indonesia	2.179.426	2.179.426	2.130.462	1.293.637	2.285.115	4.774	21.794	(181.221)
71	PT Interjasa Kreasi Brokerindo	4.092.877	4.092.877	4.430.031	1.425.951	4.159.933	227.529	43.397	(828)
72	PT ISTPRO Inti Nusa	2.059.059	2.367.280	2.371.801	853.345	2.242.544	7.400	20.584	101.273
73	PT Jakarta Inti Bersama	990.980	990.980	992.078	420.587	940.067	-	9.910	42.101
74	PT Jasa Advisindo Sejahtera	2.212.261	2.524.768	2.533.538	1.010.176	2.468.567	12.500	-	52.471
75	PT Java Insurance Brokers	-	-	-	-	-	-	-	-
76	PT Jaya Proteksindo Sakti	13.968.813	13.968.813	15.473.628	8.543.389	13.628.175	-	437.560	1.407.893
77	PT Jets Indonesia	2.575.586	2.575.586	2.641.593	1.207.645	3.324.870	42.389	-	(725.666)
78	PT Jupiter Insurance Broker and Consultant	2.196.044	2.196.044	2.354.211	745.350	1.890.427	21.239	22.649	419.896
79	PT Kali Besar Raya Utama	185.195.618	185.195.618	229.584.316	74.559.774	136.997.252	6.025.574	12.947.032	73.614.458
80	PT Kantata Mitra Jamindo	-	-	42.621	171.143	240.984	-	-	-198.362
81	PT Krida Upaya Tunggal	13.480.670	15.205.827	15.386.514	8.404.287	13.532.022	36.057	349.967	1.468.468
82	PT Laren Insurance Broker	256.817	256.817	257.059	156.000	215.642	556	2.568	38.293
83	PT Lead Insurance Brokers*)	-	-	-	-	-	-	-	-
84	PT Legowo	-	-	1.666.651	178.131	996.239	16.198	16.667	637.548
85	PT Lestari Cipta Hokindo	1.581.061	1.581.061	1.597.359	1.354.249	1.902.499	-	15.811	(320.950)
86	PT Liberty & General Risk Service	6.522.350	6.522.350	7.160.550	3.283.945	6.637.029	485.884	55.911	(18.273)
87	PT Lidean Pialang Asuransi	2.393.214	2.393.214	2.759.615	1.026.507	2.673.002	-	23.932	62.681
88	PT Lumbung Sari	5.214.035	5.214.035	7.117.344	4.329.001	6.408.428	28.058	(68.628)	749.486
89	PT Magnus Mitra Sejahtera	3.637.792	3.637.792	6.142.537	2.642.058	5.421.759	48.524	115.058	557.196
90	PT Maju Anugerah Proteksi	258.039	258.039	276.633	140.250	246.831	-	-	29.802
91	PT Manggala Artha Sejahtera	384.838	1.799.832	1.799.832	547.792	1.523.356	19.804	120.839	135.833
92	PT Manunggal Bhakti Suci	3.773.922	3.773.922	4.314.148	1.629.686	3.090.505	1.080.723	-	142.920
93	PT Megah Putra Manunggal	3.577.617	3.577.617	7.934.953	1.462.804	2.235.919	74.053	35.776	5.589.205
94	PT Mitra Cipta Proteksindo	7.483.825	7.707.437	8.371.578	1.063.770	5.505.189	123.421	557.049	2.185.919
95	PT Mitra Dhana Atmharaksha	12.793.611	12.793.611	12.817.086	3.663.377	11.639.814	464.816	291.484	420.972
96	PT Mitra Harmoni Insurance Broker	9.909.837	9.909.837	10.089.488	5.458.227	8.441.215	26.330	363.416	1.258.527
97	PT Mitra Ibisnis Terapan	1.040.172	1.040.172	2.369.063	1.993.107	3.060.283	57.110	-	(748.330)
98	PT Mitra Iswara & Rorimpandey	165.043.466	165.043.466	171.609.832	56.558.379	74.426.782	-	23.047.486	74.135.564
99	PT Mitra Jasa Pratama	29.419	29.419	1.554.823	302.648	570.621	2.269.589	-	(1.285.387)
100	PT Mitra Proteksi Madani	12.084.572	12.084.572	12.703.433	5.328.457	10.200.700	395.259	911.452	1.196.022
101	PT Mitra Sentosa Paramaabadi	42.834	42.834	377.408	341.830	580.740	8.688	3.741	(215.760)
102	PT Birama Inter Global Broker Asuransi d/h Mitra Sinergi Proteksindo	115	224.719	224.931	142.350	613.659	-	2.247	-390.975
103	PT Mitramandiri Pialang Asuransi	492.571	492.571	1.281.631	702.551	1.257.395	8.161	12.649	3.426
104	PT Multi Artha Insurance Brokers*)	-	-	-	-	-	-	-	-
105	PT Multi Asih Pratama	4.278.205	4.278.205	13.381.932	5.300.564	8.762.808	-	1.103.493	3.515.632
106	PT Multiniaga Intermedia Proteksi	7.214.161	7.214.161	8.155.761	2.322.402	7.361.452	-	729.245	65.064

NO.	NAMA PERUSAHAAN *NAME OF COMPANIES*	PENDAPATAN JASA KEPERANTARAAN LANSGUNG *DIRECT BROKERAGE FEE*	PENDAPATAN JASA KEPERAN-TARAAN *TOTAL BROKERAGE FEE*	JUMLAH PENDAPATAN *TOTAL INCOME*	BEBAN PEGAWAI DAN PENGURUS *SALARY AND WAGES*	BEBAN OPERASIONAL *OPERATION EXPENSES*	BEBAN NON OPERASIONAL *NON-OPERATION EXPENSES*	BEBAN PAJAK *TAX*	LABA / RUGI *PROFIT & LOSS*
(1)	(2)	(3)	(4)	(5)	(6)	(7)	(8)	(9)	(10)
107	PT Munich Lloyd International Brokers	2.120.845	2.120.845	2.120.845	850.156	2.394.294	175.289	-	(448.738)
108	PT Nadi Jasa Pratama**)	-	-	-	-	-	-	-	-
109	PT National Insurance Brokers	4.622.359	4.622.359	4.779.630	1.264.522	4.203.550	-	147.697	428.383
110	PT Nugraha Perkasa Mandiri	1.615.677	1.615.677	1.646.033	648.093	1.119.637	-	18.208	508.188
111	PT Nusadua Pialang Asuransi*)	-	-	-	-	-	-	-	-
112	PT Nusantara Insurance Broker & Consultant	4.698.537	4.698.537	4.973.971	1.646.302	3.654.581	-	-	1.319.390
113	PT Pacific Indonesia Berjaya	13.918.671	13.918.671	13.935.421	3.381.595	13.105.609	-	317.242	512.570
114	PT PAIB Indonesia	4.520.407	4.520.407	5.619.369	2.118.196	5.555.756	21.409	-	42.203
115	PT Partnerindo Inti Cipta	1.355.783	1.355.783	1.922.923	1.269.000	2.349.759	-	-	(426.837)
116	PT Pasindo Utama**)	-	-	-	-	-	-	-	-
117	PT Pegasus Insurindo*)	-	-	-	-	-	-	-	-
118	PT Perdana Wahana Sentosa	13.070.380	13.070.380	13.109.454	1.082.448	12.516.895	-	135.017	457.542
119	PT Perisai Bhakti Rahardjo	806.031	806.031	806.031	378.000	727.846	(31.411)	-	109.595
120	PT Perisai Indonesia**)	-	-	-	-	-	-	-	-
121	PT Pilar Mitra Proteksi	1.003.166	1.003.166	1.004.094	470.870	930.785	941	10.032	62.337
122	PT Premier Investama Bersama	1.695.095	1.695.095	1.704.552	537.800	1.579.170	2.651	16.951	105.781
123	PT Prioritas Pialang Asuransi	1.842.588	1.842.588	1.850.300	-	823.998	713.900	18.426	293.976
124	PT Proasia Broker Asuransi	645.855	645.855	1.877.646	955.689	1.749.165	25.008	25.105	78.367
125	PT Proteksi Antar Nusa	28.450.796	28.450.796	28.893.063	4.325.300	26.046.764	1.706.933	370.515	768.851
126	PT Proteksi Indonesia	2.207.758	2.207.758	2.226.646	718.980	2.198.472	-	-	28.174
127	PT Proteksi Jaya Mandiri	32.296.134	32.296.134	32.555.811	4.714.870	28.889.335	420.850	1.255.351	1.990.276
128	PT Proteksi Pradana	95.336	95.336	151.379	61.507	109.138	19.764	1.456	21.021
129	PT Proteksindo Broker Asuransi	3.611.629	3.611.629	4.031.233	1.269.250	3.393.070	-	-	638.163
130	PT Rajawali Insurance Brokers	2.329.598	2.329.598	2.686.659	1.484.952	2.270.904	142.508	23.296	249.951
131	PT Rajawali Pialang Asuransi	3.988.535	3.988.535	4.544.150	2.718.839	4.758.661	22.216	-	(236.727)
132	PT Rama Mitra Jasa*)	-	-	-	-	-	-	-	-
133	PT Ria Pratama Mega Sejahtera	1.292.553	1.292.553	1.527.918	762.938	1.095.949	-	25.989	405.979
134	PT Rimas Proteksindo Utama	273.582	273.582	648.923	291.345	618.328	3.434	6.455	20.706
135	PT Royal Imperium Broker Services**)	-	-	-	-	-	-	-	-
136	PT Safe Insurance Brokers	55.863.226	55.863.226	56.157.396	5.158.339	49.494.103	-	1.713.158	4.950.135
137	PT Saksama Arta	1.782.394	1.782.394	1.872.639	1.338.977	3.188.726	1.967.249	17.824	(3.301.159)
138	PT Salvus Inti	8.569.171	8.569.171	8.847.223	1.856.989	3.603.146	9.435	85.692	5.148.949
139	PT Sapta Miles Indonesia**)	-	-	-	-	-	-	-	-
140	PT Sarana Janesia Utama	41.803.014	41.803.014	47.826.817	15.472.745	33.311.814	7.454.005	4.503.646	2.557.352
141	PT Sathya Wahana Indonesia	4.619.200	4.619.200	4.694.556	3.102.164	5.912.709	121.123	367.346	(1.706.622)
142	PT Sedana Pasifik Servistama	25.510.753	25.510.753	26.127.638	7.288.511	23.400.828	133.614	863.352	1.729.843
143	PT Sentana Mitra Kualita	1.789.585	1.789.585	1.991.840	1.082.815	1.943.864	(868)	-	48.844
144	PT Shinta Inserve	2.002.136	2.002.136	3.631.922	1.681.770	3.176.121	-	-	455.801
145	PT Siar Perdana Asuransi*)	-	-	-	-	-	-	-	-
146	PT Sinergi Adi Utama	1.401.666	1.401.666	1.402.635	531.745	1.098.966	3.443	14.017	286.208
147	PT Sinergi Mitratama Proteksi	2.742.181	2.742.181	3.377.574	3.010.699	4.684.624	39.428	31.701	(1.378.180)
148	PT Sino Insurance Brokers	2.641.392	2.641.392	2.642.747	1.212.593	2.661.566	-	-	(18.820)
149	PT Sukses Utama Sejahtera	3.290.250	3.290.250	3.606.204	1.476.458	3.538.119	19.879	35.944	12.263
150	PT Swadharma Jasa Pialang Asuransi	1.722.940	1.722.940	1.759.654	264.720	1.175.937	-	40.942	542.775
151	PT Taawun Indonesia Sejahtera	380.331	380.331	547.896	363.908	511.492	1.596	3.803	31.005
152	PT Talisman Insurance Brokers	55.882.756	55.882.756	58.167.063	22.625.434	48.608.582	704.733	2.447.887	6.405.859
153	PT Tigara Mitra Sejahtera	27.166	27.166	116.485	251.368	429.975	-	-	(313.490)
154	PT Tri Dharma Proteksi	15.602.658	15.602.658	16.157.111	4.018.055	15.862.639	112.757	-	181.716
155	PT Trust Insurance Broker*)	-	-	-	-	-	-	-	-
156	PT Tugu Insurance Brokers	-	16.294.434	16.669.509	6.396.194	12.859.891	245.371	806.022	2.758.225
157	PT United Insurance Services*)	-	-	-	-	-	-	-	-
158	PT Vega Prima Insurindo*)	-	-	-	-	-	-	-	-
159	PT Visi Bersama Serantau	456.920	456.920	509.553	439.782	802.527	-	4.569	(297.543)
160	PT Web Proteksi Solusindo	1.142.950	1.142.950	1.337.986	438.350	895.804	143.383	-	298.799
	JUMLAH / *SUBTOTAL*	**1.375.742.110**	**1.400.645.518**	**1.689.146.643**	**559.603.925**	**1.177.745.805**	**34.872.716**	**99.000.205**	**377.527.917**

NO.	NAMA PERUSAHAAN *NAME OF COMPANIES*	PENDAPATAN JASA KEPERANTARAAN LANSGUNG *DIRECT BROKERAGE FEE*	PENDAPATAN JASA KEPERAN-TARAAN *TOTAL BROKERAGE FEE*	JUMLAH PENDAPATAN *TOTAL INCOME*	BEBAN PEGAWAI DAN PENGURUS *SALARY AND WAGES*	BEBAN OPERASIONAL *OPERATION EXPENSES*	BEBAN NON OPERASIONAL *NON-OPERATION EXPENSES*	BEBAN PAJAK *TAX*	LABA / RUGI *PROFIT & LOSS*
(1)	(2)	(3)	(4)	(5)	(6)	(7)	(8)	(9)	(10)
	PERUSAHAAN PIALANG ASURANSI PATUNGAN								
	JOINT VENTURE INSURANCE BROKES								
1	PT AON Indonesia	109.476.692	109.476.692	147.442.819	67.097.034	87.687.585	330.782	14.404.527	45.019.926
2	PT Bharatre Indonesia Insurance Brokers*)	-	-	-	-	-	-	-	-
3	PT Futuready Insurance Broker	715.847	715.847	1.827.543	17.346.155	45.690.132	96.119	(495.950)	(43.462.758)
4	PT Howden Insurance Brokers Indonesia	54.431.463	54.431.463	54.941.962	21.867.709	48.073.046	184.980	2.431.750	4.252.186
5	PT Jardine Lloyd Thompson	55.726.869	55.726.869	74.009.213	41.806.377	63.194.777	311.032	7.433.063	3.070.340
6	PT Marsh Indonesia	165.363.116	165.363.116	201.286.435	90.477.141	178.738.159	(5.523.000)	7.863.589	20.207.687
7	PT Panasonic Insurance Service Indonesia	6.069.868	6.069.868	6.710.670	924.362	1.852.654	134.958	679.405	4.043.652
8	PT Toyota Tsusho Insurance Broker Indonesia	28.720.432	28.720.432	29.382.557	14.657.469	21.922.992	308.502	1.938.281	5.212.782
9	PT Willis Indonesia	52.741.789	52.741.789	65.775.914	49.385.357	72.369.968	47.160	(365.017)	(6.276.196)
	JUMLAH / SUBTOTAL	**473.246.075**	**473.246.075**	**581.377.113**	**303.561.603**	**519.529.313**	**(4.109.468)**	**33.889.648**	**32.067.619**
	PERUSAHAAN PIALANG REASURANSI								
	REINSURANCE BROKERS								
1	PT Adhi Lintas Tanase	184.048	184.048	970.825	1.179.902	2.353.945	13.725	-	(1.396.844)
2	PT Adonai Pialang Reasuransi	1.225.181	1.225.181	3.057.392	1.723.065	1.928.164	8.934	30.252	1.090.042
3	PT Andalan Resiko Lestari	679.450	679.450	1.275.993	606.934	1.662.729	9.178	-	(395.914)
4	PT AON Benfield Indonesia	10.016.662	10.016.662	18.765.453	5.257.112	8.982.190	33.180	2.157.880	7.592.202
5	PT Artha Dana Mandiri	3.224.527	3.224.527	3.244.559	1.076.327	2.482.920	178.849	124.899	457.892
6	PT Asia Reinsurance Brokers Indonesia	3.841.653	3.798.554	4.020.689	2.384.208	5.467.238	37.986	-	(1.484.535)
7	PT Asiare Binajasa	2.677.266	2.677.266	3.210.695	1.680.705	2.900.359	88.996	29.760	191.580
8	PT Asrinda Arthasangga	18.799.653	19.541.288	20.489.001	10.636.571	15.900.242	31.237	847.221	3.710.301
9	PT Atlasre Global Internasional	-	2.453.566	2.447.577	380.500	2.313.359	-	24.536	109.682
10	PT Best One Asia Reinsurance Brokers	4.549.329	4.796.565	4.888.195	1.190.934	4.348.881	18.695	10.321	510.299
11	PT CBDANH Pialang Reasuransi	2.931.914	5.136.806	6.637.381	4.006.403	6.224.674	(39.663)	66.271	386.100
12	PT Chartered Reinsurance Brokers	456.923	456.923	1.548.911	-	468.848	(305.268)	-	1.385.330
13	PT Cipta Colemont Asia Reinsurance Broker	1.120.025	1.120.025	1.120.025	576.488	1.046.538	3.278	11.200	59.008
14	PT Dharmapala Pialang Reasuransi	1.471.630	1.471.630	1.552.941	715.489	1.283.705	27.430	-	241.806
15	PT Energi Mandiri Internasional	2.485.572	2.485.572	3.392.756	1.482.199	3.097.175	110.610	33.798	151.172
16	PT Esa Bina Sejati	6.905.204	6.905.204	7.480.611	2.703.408	5.159.002	589.037	311.529	1.421.043
17	PT Freed Dinamika Indonesia	1.305.897	1.305.897	1.356.638	628.265	1.422.976	3.353	-	(69.691)
18	PT Garuda Jasa Pratama	8.078.407	8.078.407	8.381.504	1.599.537	3.947.781	43.243	665.358	3.725.121
19	PT Hanofer Indonesia	648.533	648.533	1.533.944	828.128	1.208.060	43.565	-	282.319
20	PT Holmes Reinsurance Brokers	2.037.627	2.037.627	2.040.233	845.369	1.613.560	998	20.376	405.298
21	PT IBS Reinsurance Brokers	29.535.598	29.535.598	30.479.919	5.596.179	10.773.030	-	4.314.209	15.392.680
22	PT Ibu Reisurance Broker Utama	14.866.050	14.866.050	18.101.900	1.479.918	5.417.221	39.280	2.109.617	10.535.782
23	PT Igna Asia	6.764.844	6.764.844	7.224.331	1.818.979	5.241.203	-	-	1.983.128
24	PT INARE Proteksi Internasional***)	673.641	673.641	706.761	999.804	3.286.017	10.244	-	(2.589.499)
25	PT Jakarta Raya Pialang Reasuransi	1.933.972	1.933.972	1.937.135	754.259	1.346.461	60.267	-	530.407
26	PT Jasa Cipta Rembaka	19.262.984	19.262.984	21.586.928	6.476.441	11.935.283	-	1.858.331	7.793.314
27	PT Jaya Proteksindo Sakti Reinsurance	167.881	167.881	227.010	52.000	155.606	-	428	70.976
28	PT JBBoda Viva Indonesia Reinsurance Brokers	4.717.892	4.717.892	5.131.605	2.210.412	4.858.812	8.344	47.179	217.270
29	PT JLT Reinsurace Brokers***)	1.975.657	1.975.657	4.541.315	3.732.435	6.497.914	7.707	-	(1.964.305)
30	PT Lintas Insan Karya Sejahtera Pialang Reasuransi	-	1.404.540	1.463.182	472.111	1.070.748	2.439	(169.759)	559.754
31	PT Marsh Reinsurance Brokers Indonesia	18.450.630	18.450.630	35.519.340	9.124.812	16.010.858	(3.078.848)	5.331.681	17.255.648
32	PT Mega Jasa Reinsurance Brokers	9.409.271	9.409.271	9.759.296	3.427.488	8.013.348	137.550	334.885	1.273.513
33	PT Mitra Utama Reasuransi	37.228.321	37.228.321	38.126.163	4.400.155	7.660.331	30.500	6.979.322	23.456.010
34	PT Paragon Reinsurance Brokers	532.641	532.641	1.510.880	338.346	1.188.151	-	14.837	307.892
35	PT Parare International	1.502.473	1.859.907	1.998.551	777.093	1.429.786	28.265	13.867	526.633
36	PT Pialang Reasuransi Dekai Indonesia	4.334.893	4.334.893	4.453.278	1.754.433	3.036.856	-	-	1.416.422
37	PT Proteksi Wahana Sentosa	7.030.866	7.587.558	12.092.592	3.279.869	5.824.229	274.514	1.517.960	4.475.889
38	PT Simas Reinsurance Brokers	49.819.727	49.819.727	50.967.067	13.897.455	19.906.001	1.151.561	6.843.708	23.065.796
39	PT Smartindo pialang Reasuransi	-	-	90	125.974	269.200	-	-	(269.109)
40	PT Tala Re International	1.493.788	1.493.788	1.611.780	587.610	1.361.922	18.368	14.938	216.552
41	PT Trinity Re	32.247.642	32.247.642	35.678.278	10.628.349	26.846.177	389.735	1.622.178	6.820.188
42	PT United Pialang Reasuransi*)	-	-	-	-	-	-	-	-
43	PT Willis Reinsurance Broker***)								
	JUMLAH / SUBTOTAL	**314.588.270**	**322.511.166**	**380.532.723**	**111.435.667**	**215.941.501**	**(22.712)**	**35.166.783**	**129.447.152**
	JUMLAH SELURUHNYA / GRAND TOTAL	**2.163.576.455**	**2.196.402.759**	**2.651.056.479**	**974.601.196**	**1.913.216.619**	**30.740.536**	**168.056.636**	**539.042.688**

*) Tidak menyampaikan Laporan/*Have Not Submitted Annual Report*

**) Izin Usaha telah dicabut/*Licenses have been revoked*

***) Pemberian Izin Usaha Tahun 2017/*New licence at the end 2017*

USAHA PIALANG ASURANSI DAN REASURANSI
INSURANCE AND REINSURANCE BROKERAGE

TABEL : 7.4 / *TABLE 7.4*
INVESTASI TAHUN 2013 - TAHUN 2017
INVESTMENTS IN 2013 - 2017

Dalam Ribuan Rupiah
In Thousand Rupiah

NO.	NAMA PERUSAHAAN *NAME OF COMPANIES*	INVESTASI *INVESTMENT*				
		2013	2014	2015	2016	2017
(1)	(2)	(3)	(4)	(5)	(6)	(7)
	PERUSAHAAN PIALANG ASURANSI SWASTA NASIONAL					
	NATIONAL PRIVATE INSURANCE BROKERS					
1	PT AA Pialang Asuransi	-	-	-	-	-
2	PT Abadi Proteksindo Artha	-	-	-	-	-
3	PT Adi Antara Asia	-	2.000.000	2.000.000	2.000.000	2.000.000
4	PT Adikara Mitra Sampurna			-	-	-
5	PT Adonai Pialang Asuransi	-	-	500.000	8.800.000	8.506.710
6	PT Advis Terapan Proteksindo	-	-	-	-	-
7	PT Aigra Insurance Brokers	-	-	-	-	-
8	PT Alih Risiko Makna Sejahtera	-	-	-	-	-
9	PT Andika Mitra Sejati	-	995.500	-	100.000	450.000
10	PT Andromeda International **)	-	-	-	-	-
11	PT Antara Intermediary Indonesia	50.000	50.000	3.150.000	3.200.000	3.384.877
12	PT Anugerah Bersama Berkah Abadi	-	-	-	-	-
13	PT Anugrah Atma Adiguna	-	-	-	-	-
14	PT Anugrah Medal Broker	-	-	-	-	351.491
15	PT Artha Bina Bhayangkara			-	-	300.000
16	PT Artha Raharja	621.125	368.575	352.875	658.763	113.447
17	PT Asia Finance Risk	-	-	-	-	-
18	PT Asia International Insurance Brokers	-	1.652.151	-	-	1.000.000
19	PT Asia Pacific Insurance Broker			-	300.000	1.500.000
20	PT Asta Kanti	-	-	-	-	-
21	PT Asyki Sarana Sejahtera		2.000.000	2.000.000	1.500.000	2.000.000
22	PT Axle Asia	4.990.960	2.217.200	1.133.240	2.820.240	948.779
23	PT Bahtera Mitra Jasa	27.314	28.284	29.176	30.165	31.224
24	PT Bahtera Wahana Tritata			613.959	600.000	600.000
25	PT Barron Pandu Abadi		-	204.677	800.000	203.852
26	PT Bastama Mitra Persada				-	1.100.000
27	PT Best Proteksi Indonesia	-	-	-	-	-
28	PT BGIB Insurance Broker	914.255	-	-	-	-
29	PT Bhineka Cipta Lestari	1.025.000	2.085.000	1.000.000	1.500.000	1.500.000
30	PT Bina Dana Sejahtera	1.700.000	1.523.203	1.231.431	1.539.322	2.047.205
31	PT Bina Kridatama Nusantara	-	-	-	-	-
32	PT Bina Murindo Insurance Broker**)	-	-	-		
33	PT Binasentra Purna	26.072.922	24.196.638	39.558.006	32.695.000	32.109.353
34	PT Bintang Jasa Selaras Insurance Brokers		-	1.000.000	-	1.000.000
35	PT Brilliant Insurance Brokers	-	150.000	128.200	-	1.400.000
36	PT Bringin Sejahtera Makmur	25.900.000	16.400.000	22.400.000	8.900.000	13.270.513
37	PT Brocade Insurance Broker	-	-	-	-	-
38	PT Buana Jasa Pratama	764.642	851.999	144.239	155.656	164.233
39	PT Buana Lintas Persada**)	-	-	-		
40	PT Bumi Insurance Brokers	375.375	312.495	312.496	312.496	-
41	PT Caraka Mulia	7.400.000	8.100.000	9.450.000	6.400.000	1.569.993
42	PT Central Antar Jasa	354.000	336.000	336.000	586.000	520.000
43	PT Cipta Integra Duta	7.771.265	5.716.397	7.867.651	2.297.104	7.860.065
44	PT Cipta Uni Jasa**)	-	-	-	-	
45	PT Dharma Honoris Raksa Pratama	-	-	-	-	-
46	PT Dinamika Prima Servitama	-	750.000	-	-	100.000
47	PT Dinda Pradana Insurance Broker	-	548.921	594.648	267.325	-
48	PT Dritama Brokerindo	-	-	-	-	-
49	PT Duta Inti Varia			-	-	-
50	PT Duta Semesta Raya	20.597.215	21.386.581	23.865.784	22.913.130	28.793.848
51	PT Estika Jasatama	9.680.000	11.230.000	14.130.000	8.830.000	7.830.000
52	PT Experta Jamin Lindung Kencana*)	-	-	-	-	-
53	PT Felima Orient Pacific	-	-	-	-	-
54	PT Fistlight Indonesia Insurance Brokers	-	-	-	-	-
55	PT Fokus Solusi Proteksi		1.000.000	1.143.836	1.222.292	275.000
56	PT Fred Marius Sabini Insurance Broker	530.000	1.160.000	1.165.800	368.121	2.370.309
57	PT Fresnel Perdana Mandiri	2.200.000	1.700.000	250.000	1.450.000	250.000
58	PT Futura Finansial Prosperindo			-	-	-
59	PT Gelora Karya Jasatama*)	-	-	-	-	-
60	PT Global Insurance Broker	-	-	-	-	-
61	PT Global Risk Management	1.000.000	1.000.000	1.076.292	1.116.653	1.000.000
62	PT Grasia Media Utama	-	-	-	-	-
63	PT Griya Proteksi Nusantara	-	-	-	-	250.000
64	PT Hagati Brokerindo	-	-	-	-	-
65	PT IB Insurance Broking	-	-	-	-	-
66	PT IBS Insurance Broking Service	61.171.772	70.774.069	32.813.123	4.869.831	4.970.240
67	PT Indomobil Insurance Consultant	4.204.617	6.343.783	9.075.996	10.050.758	13.481.140
68	PT Indonesia Insurance Brokers	-	-	-	-	-
69	PT Indosurance Broker Utama	51.668.257	67.804.784	68.619.802	93.620.131	132.269.864
70	PT Insco Multi Pratama	1.251.500	1.300.000	3.400.000	200.000	150.000
71	PT Insurance Broker Consultant International*)	-	-	1.112.368	-	-
72	PT Cahaya Mitra Satya Bersama Pialang Asuransi d/h PT Inter Rajasa Putra*)	-	-	-	-	-
73	PT Intercoastal Indonesia	-	-	-	-	-
74	PT Interjasa Kreasi Brokerindo	-	-	-	-	-
75	PT Istpro Inti Nusa	-	-	-	-	-
76	PT Jakarta Inti Bersama			-	-	-
77	PT Jasa Advisindo Sejahtera	-	-	1.000.000	-	-
78	PT Java Insurance Brokers	-	-	-	-	-
79	PT Jaya Proteksindo Sakti	713.800	713.800	200.000	4.700.000	28.992.000
80	PT Jets Indonesia	-	-	-	-	-

Dalam Ribuan Rupiah
In Thousand Rupiah

NO.	NAMA PERUSAHAAN *NAME OF COMPANIES*	INVESTASI *INVESTMENT*				
		2013	2014	2015	2016	2017
(1)	(2)	(3)	(4)	(5)	(6)	(7)
81	PT Jupiter Insurance Broker and Consultant	1.205.750	1.457.281	1.875.000	1.820.975	2.018.473
82	PT Kali Besar Raya Utama	56.958.019	99.574.652	177.846.089	207.494.165	76.367.716
83	PT Kantata Mitra Jamindo		-	-	-	-
84	PT Krida Upaya Tunggal	1.170.000	2.925.000	1.885.000	1.010.000	915.000
85	PT Laren Insurance Broker	-	-	-	-	-
86	PT Lead Insurance Brokers*)	-	-	250.000	-	-
87	PT Legowo			-	710.000	710.000
88	PT Lestari Cipta Hokindo				-	-
89	PT Liberty & General Risk Service	-	-	-	-	-
90	PT Lidean Pialang Asuransi	300.000	300.000	300.000	300.000	300.000
91	PT Lumbung Sari	12.206.690	14.267.551	15.167.551	16.467.551	15.367.551
92	PT Madani Karsa Mandiri**)	6.578.348	3.528.348	-	-	
93	PT Magnus Mitra Sejahtera	-	-	-	-	1.000.000
94	PT Maju Anugerah Proteksi	-	-	-	-	-
95	PT Makna Mandiri Insurance Broker**)	-	-	-		
96	PT Manggala Artha Sejahtera	2.950.000	2.950.000	-	-	-
97	PT Manunggal Bhakti Suci	-	400.000	-	150.000	15.000
98	PT Megah Putra Manunggal	52.525.263	70.956.785	74.432.710	73.623.771	77.274.812
99	PT Metropolitan Krida Jaya**)	-	-	-		
100	PT Mitra Cipta Proteksindo	-	1.700.000	4.550.000	3.637.200	3.659.600
101	PT Mitra Dhana Atmharaksha	-	-	-	-	-
102	PT Mitra Harmoni Insurance Broker	5.800.000	6.400.000	6.400.000	2.100.000	1.200.000
103	PT Mitra Ibisnis Terapan				-	-
104	PT Mitra Iswara & Rorimpandey	27.797.178	34.589.944	81.358.055	93.583.163	157.477.117
105	PT Mitra Jasa Pratama	50.000	50.000	10.000	10.000	1.260.000
106	PT Mitra Proteksi Madani				-	-
107	PT Mitra Sentosa Paramaabadi	-	-	-	-	1.495.495
108	PT Birama Inter Global Broker Asuransi d/h PT Mitra Sinergi Proteksindo	-	-	150.000	150.000	-
109	PT Mitramandiri Pialang Asuransi	997.501	936.200	1.238.079	1.135.205	1.305.663
110	PT Multi Artha Insurance Brokers*)	15.000	120.000	20.000	-	-
111	PT Multi Asih Pratama	1.742.953	2.717.953	4.767.953	9.141.226	8.191.226
112	PT Multiniaga Intermedia Proteksi	-	1.500.000	650.000	-	3.850.000
113	PT Munich Lloyd International Brokers	-	-	-	-	-
114	PT Nadi Jasa Pratama**)	-	-	-	-	-
115	PT National Insurance Brokers	200.000	500.000	500.000	250.000	-
116	PT Nugraha Perkasa Mandiri	151.994	473.014	501.228	-	552.365
117	PT Nusadua Pialang Asuransi*)	-	-	-	-	-
118	PT Nusantara Insurance Broker & Consultant	-	-	-	-	-
119	PT Pacific Indonesia Berjaya	1.071.153	1.147.387	1.215.266	1.273.036	1.329.099
120	PT PAIB Indonesia	-	-	-	-	450.000
121	PT Paladin International**)	-				
122	PT Partnerindo Inti Cipta	-	-	-	-	-
123	PT Pasindo Utama**)	-	-	-	-	-
124	PT Pegasus Insurindo*)	-	-	-	-	-
125	PT Penta Pro Indonesia**)	-	-	-		
126	PT Perdana Wahana Sentosa	-	130.000	1.000.000	770.000	600.000
127	PT Perisai Bhakti Rahardjo	-	-	-	-	-
128	PT Perisai Indonesia**)	-	-	-	-	-
129	PT Pertani Sejahtera**)	-	-	-		
130	PT Pilar Mitra Proteksi				-	-
131	PT Premier Investama Bersama	-	-	-	-	-
132	PT Prioritas Pialang Asuransi			-	-	-
133	PT ProAsia Broker Asuransi	-	-	-	-	-
134	PT Proteksi Antar Nusa	-	-	-	250.000	250.000
135	PT Proteksi Indonesia			-	-	-
136	PT Proteksi Jaya Mandiri	-	-	-	500.000	500.000
137	PT Proteksi Pradana	-	-	500.000	500.000	-
138	PT Proteksindo Broker Asuransi	-	-	-	-	-
139	PT Rajawali Insurance Brokers	44.598	3.500.000	3.700.000	2.700.000	2.700.000
140	PT Rajawali Pialang Asuransi	1.214.301	1.000.000	1.300.000	1.300.000	1.000.000
141	PT Rama Mitra Jasa*)	-	-	-	-	-
142	PT Ria Pratama Mega Sejahtera			1.000.000	500.050	750.050
143	PT Rimas Proteksindo Utama	-	-	-	-	1.000.000
144	PT Royal Imperium Broker Services**)	-	-	-	-	-
145	PT Safe Insurance Brokers	250.000	150.000	-	100.000	100.000
146	PT Saksama Arta	-	-	-	-	-
147	PT Salvus Inti	-	3.090.873	1.600.000	2.200.000	5.547.032
148	PT Sapta Miles Indonesia**)	-	-	-	-	-
149	PT Sarana Janesia Utama	5.000.000	-	300.000	1.350.000	11.050.000
150	PT Sathya Wahana Indonesia	-	-	-	-	-
151	PT Sedana Pasifik Servistama	16.875	18.925	13.000	13.000	13.000
152	PT Sentana Mitra Kualita	-	-	-	-	-
153	PT Shinta Inserve	351.686	212.915	722.915	-	-
154	PT Siar Perdana Asuransi*)	-	-	-	-	-
155	PT Sinergi Adi Utama	-	-	-	-	-
156	PT Sinergi Mitratama Proteksi	-	-	-	500.000	-
157	PT Sino Palapa Insurance Brokers	-	-	-	-	-
158	PT Sukses Utama Sejahtera			1.013.157	-	-
159	PT Swadharma Jasa Pialang Asuransi				-	150.000
160	PT Taawun Indonesia Sejahtera			1.500.000	1.500.000	1.450.000
161	PT Talisman Insurance Brokers	9.563.400	21.865.716	26.038.258	29.324.170	86.721.939
162	PT Terraspan Indonesia**)	1.000.000	-	-	-	
163	PT Tigara Mitra Sejahtera	1.000.000	1.000.000	1.000.000	500.000	500.000
164	PT Tri Dharma Proteksi	1.370.670	700.000	2.782.500	2.349.000	3.196.125
165	PT Trust Insurance Broker*)	-	-	-	-	-
166	PT Tugu Insurance Brokers	4.777.150	6.802.250	7.837.750	6.801.850	6.050.350
167	PT United Insurance Services*)	3.624.700	2.427.960	1.928.930	-	-
168	PT Vega Prima Insurindo*)	-	-	-	-	-
169	PT Visi Bersama Serantau	-	200.000	400.000	-	-
170	PT Web Proteksi Solusindo	240.000	240.000	50.000	-	-
	JUMLAH / *SUBTOTAL*	**431.157.248**	**542.528.134**	**677.663.041**	**688.817.349**	**780.981.759**

Dalam Ribuan Rupiah
In Thousand Rupiah

NO.	NAMA PERUSAHAAN *NAME OF COMPANIES*	INVESTASI *INVESTMENT*				
		2013	2014	2015	2016	2017
(1)	(2)	(3)	(4)	(5)	(6)	(7)
	PERUSAHAAN PIALANG ASURANSI PATUNGAN					
	JOINT VENTURE INSURANCE BROKES					
1	PT AON Indonesia	-	23.699.000	49.199.000	49.699.000	70.999.000
2	PT Bharatre Indonesia Insurance Brokers*)				-	-
3	PT Futuready Insurance Broker			-	-	-
4	PT Howden Insurance Brokers Indonesia	44.858.000	650.000	6.465.650	6.700.000	9.200.000
5	PT Jardine Lloyd Thompson	-	16.760.985	18.646.070	19.556.461	15.726.155
6	PT Marsh Indonesia	14.279.580	4.184.025	1.766.239	5.079.879	1.707.349
7	PT Panasonic Insurance Service Indonesia	5.826.073	7.000.000	9.000.000	11.245.352	13.439.431
8	PT Toyota Tsusho Insurance Broker Indonesia	-	-	-	-	-
9	PT Willis Indonesia	-	-	-	-	-
	JUMLAH / *SUBTOTAL*	**64.963.653**	**52.294.010**	**85.076.959**	**92.280.692**	**111.071.934**
	PERUSAHAAN PIALANG REASURANSI					
	REINSURANCE BROKERS					
1	PT Adhi Lintas Tanase	-	-	-	-	-
2	PT Adonai Pialang Reasuransi			-	-	-
3	PT Andalan Resiko Lestari		50.000	106.472	8.899	-
4	PT AON Benfield Indonesia	4.400.000	4.800.000	3.550.000	6.300.000	6.200.000
5	PT Artha Dana Mandiri	1.700.000	1.200.000	2.700.000	200.000	200.000
6	PT Asia Reinsurance Brokers Indonesia	1.175.000	1.500.000	5.900.000	-	-
7	PT Asiare Binajasa	79.276	-	-	-	-
8	PT Asrinda Arthasangga	13.253.104	12.517.648	22.962.788	15.912.788	44.512.788
9	PT Atlasre Global Internasional			-	-	-
10	PT Best One Asia Reinsurance Brokers	1.000.000	1.000.000	1.000.000	7.000.000	1.000.000
11	PT CBDANH Pialang Reasuransi			-	-	-
12	PT Chartered Reinsurance Brokers	-	-	-	-	-
13	PT Cipta Colemont Asia Reinsurance Broker	-	-	-	-	-
14	PT Dharmapala Pialang Reasuransi		-	800.000	900.000	1.765.000
15	PT Energi Mandiri Internasional	1.000.000	1.085.400	832.825	1.627.865	3.659.315
16	PT Esa Bina Sejati	2.511.745	2.719.664	2.150.115	2.304.270	2.443.685
17	PT Fortice Adhitama**)	-	-	-	-	
18	PT Freed Dinamika Indonesia			8.005.000	1.050.000	1.000.000
19	PT Garuda Jasa Pratama				1.000.000	3.200.000
20	PT Hanofer Indonesia	-	-	-	-	-
21	PT Holmes Reinsurance Brokers	-	-	-	-	-
22	PT IBS Reinsurance Brokers	11.111.041	26.916.451	43.662.378	39.148.144	16.983.912
23	PT Ibu Reisurance Broker Utama	7.142.282	8.023.179	10.263.197	23.042.374	33.894.636
24	PT Igna Asia	-	1.000.000	12.800.000	4.000.000	5.000.000
25	PT INARE Proteksi Internasional***)					-
26	PT Jakarta Raya Pialang Reasuransi				-	-
27	PT Jasa Cipta Rembaka	19.580.663	20.868.400	31.087.250	49.653.200	23.193.200
28	PT Jaya Proteksindo Sakti Reinsurance			1.550.000	950.000	1.450.000
29	PT Java Raya Reasuransi Broker**)	-				
30	PT JBBoda Viva Indonesia Reinsurance Brokers	-	-	1.500.000	5.764.401	5.792.697
31	PT JLT Reinsurace Brokers***)					-
32	PT Lintas Insan Karya Sejahtera Pialang Reasuransi				-	-
33	PT Mandirire International**)	-				
34	PT Marsh Reinsurance Brokers Indonesia	19.350.000	600.000	600.000	750.000	-
35	PT Mega Jasa Reinsurance Brokers	1.700.000	2.700.000	3.100.000	3.241.534	3.329.029
36	PT Mitra Utama Reasuransi			-	6.013.611	30.204.605
37	PT Paragon Reinsurance Brokers	695.941	1.399.451	1.368.501	1.419.665	1.500.000
38	PT Parare International	-	-	875.000	-	450.000
39	PT Pialang Reasuransi Dekai Indonesia	750.000	-	1.000.000	1.200.000	4.000.000
40	PT Proteksi Wahana Sentosa	-	-	507.270	-	-
41	PT Simas Reinsurance Brokers	13.020.340	14.286.400	20.897.500	20.374.400	15.064.400
42	PT Smartindo Pialang Reasuransi				-	-
43	PT Tala Re International	550.000	550.000	1.050.000	1.400.000	1.750.000
44	PT Trinity Re	1.921.384	-	20.000.000	13.557.948	23.075.077
45	PT United Pialang Reasuransi*)	-	-	-	-	-
46	PT Willis Reinsurance Broker***)	-	-	-	-	-
	JUMLAH / *SUBTOTAL*	**100.940.776**	**101.216.593**	**198.268.296**	**206.819.099**	**229.668.342**
	JUMLAH SELURUHNYA / *GRAND TOTAL*	**597.061.677**	**696.038.737**	**961.008.296**	**987.917.140**	**1.121.722.036**

*) Tidak menyampaikan Laporan/*Have Not Submitted Annual Report*
**) Izin Usaha telah dicabut/*Licenses have been revoked*
***) Pemberian Izin Usaha Tahun 2017/*New licence at the end 2017*

OJK | OTORITAS JASA KEUANGAN

Usaha Pialang Asuransi dan Reasuransi
Insurance and Reinsurance Brokerage

TABEL : *7.5/ TABLE 7.5*
ASET, LIABILITAS, DAN MODAL SENDIRI TAHUN 2013 - TAHUN 2017
ASSETS, LIABILITIES, AND EQUITIES IN 2013 - 2017

Dalam Ribuan Rupiah
In Thousand Rupiah

NO.	NAMA PERUSAHAAN / *NAME OF COMPANIES*	ASET / *ASSETS*					LIABILITAS / *LIABILITIES*					MODAL SENDIRI / *EQUITY*				
		2013	2014	2015	2016	2017	2013	2014	2015	2016	2017	2013	2014	2015	2016	2017
(1)	(2)	(3)	(4)	(5)	(6)	(7)	(8)	(9)	(10)	(11)	(12)	(13)	(14)	(15)	(16)	(17)
	PERUSAHAAN PIALANG ASURANSI SWASTA NASIONAL															
	NATIONAL PRIVATE INSURANCE BROKERS															
1	PT AA Pialang Asuransi	10.404.064	9.722.686	9.836.688	8.362.869	9.426.124	7.036.401	4.667.477	3.747.632	2.795.722	3.448.329	3.367.664	5.055.208	6.089.056	5.567.147	5.977.795
2	PT Abadi Proteksindo Artha	4.419.162	2.534.632	2.656.041	1.432.816	4.148.303	2.973.250	1.111.642	1.163.207	291.851	2.975.787	1.445.912	1.422.990	1.492.834	1.140.965	1.172.516
3	PT Adi Antara Asia	27.297.221	34.878.841	125.300.820	40.251.478	45.227.942	22.471.293	28.569.224	115.353.861	27.739.735	26.292.387	4.825.928	6.309.617	9.946.959	12.511.743	18.935.556
4	PT Adikara Mitra Sampurna			-	4.829.546	7.384.764			-	2.228.945	4.768.631			-	2.600.601	2.616.133
5	PT Adonai Pialang Asuransi	1.803.705	15.256.472	28.988.580	33.064.910	55.545.801	797.286	12.106.689	13.717.932	9.771.847	25.287.951	1.006.419	3.149.783	15.270.648	23.293.063	30.257.851
6	PT Advis Terapan Proteksindo	7.971.639	9.874.115	15.086.770	12.274.144	18.178.682	5.135.679	7.059.428	12.202.391	10.179.481	16.175.301	2.835.960	2.814.687	2.884.379	2.094.663	2.003.381
7	PT Aigra Insurance Brokers	1.600.178	15.536.646	2.148.845	2.004.883	2.034.918	369.605	301.008	198.375	11.872	13.569	1.230.573	1.285.638	1.950.470	1.993.011	2.021.350
8	PT Alih Risiko Makna Sejahtera	-	13.330.048	6.007.195	-	2.797.167	-	11.570.946	4.153.724	-	1.413.604	-	1.759.103	1.853.472	-	1.383.563
9	PT Andika Mitra Sejati	-	2.171.862	2.628.192	2.753.475	3.431.770	-	289.705	450.817	178.864	297.626	-	1.882.157	2.177.375	2.574.611	3.134.144
10	PT Andromeda International**)	1.064.881	875.605	-	-	-	71.068	50.000	-	-	-	993.813	875.605	-	-	-
11	PT Antara Intermediary Indonesia	12.443.248	16.425.334	17.887.466	18.825.493	23.131.031	8.480.120	12.046.780	12.639.219	13.437.032	16.421.685	3.963.128	4.378.248	5.248.247	5.388.461	6.709.346
12	PT Anugerah Bersama Berkah Abadi	17.448.370	9.024.171	13.146.296	6.243.672	6.220.432	15.918.735	7.477.411	10.019.561	2.687.582	629.843	1.529.633	1.546.760	3.126.736	3.556.090	5.590.590
13	PT Anugrah Atma Adiguna	3.380.264	2.542.365	1.754.743	1.904.201	1.878.558	1.928.503	1.513.608	665.982	731.325	550.170	1.451.761	1.028.757	1.088.761	1.172.876	1.328.388
14	PT Anugrah Medal Broker	2.645.493	1.157.354	1.092.638	2.209.123	825.506	1.635.642	5.000	48.124	1.134.459	163.000	1.009.851	1.152.354	1.044.514	1.074.664	662.507
15	PT Artha Bina Bhayangkara			1.419.399	5.294.255	2.760.980			388.068	4.160.803	880.960			1.031.331	1.133.452	1.880.020
16	PT Artha Raharja	3.289.713	2.713.791	2.696.970	3.147.683	3.190.379	1.857.513	1.354.055	1.502.253	1.691.538	1.156.112	1.432.200	1.359.736	1.194.717	1.456.145	2.034.267
17	PT Asia Finance Risk	1.124.135	4.277.296	4.159.912	2.352.309	3.609.307	103.953	3.197.785	978.272	662.137	309.882	1.020.182	1.079.511	3.181.639	1.690.172	3.299.425
18	PT Asia International Insurance Brokers	1.634.686	1.652.151	1.658.835	1.664.630	1.745.280	895	7.843	8.679	9.404	19.485	1.633.791	1.644.307	1.650.156	1.655.226	1.725.795
19	PT Asia Pacific Insurance Broker			-	3.634.796	3.582.310			-	2.416.537	815.384			-	1.218.259	2.766.926
20	PT Asta Kanti	5.832.223	5.324.982	4.974.452	6.523.387	7.617.629	3.337.178	2.316.886	1.852.487	2.894.296	4.472.950	2.495.044	3.008.096	3.121.965	3.629.091	3.144.679
21	PT Asyki Sarana Sejahtera		2.802.231	3.845.134	5.035.896	4.256.298		591.367	1.266.705	2.254.514	1.608.296		2.210.864	2.578.429	2.781.382	2.648.002
22	PT Axle Asia	103.231.812	77.761.209	80.371.780	72.433.216	51.105.727	95.867.134	70.902.019	73.465.106	65.456.167	47.395.967	7.364.678	6.859.190	6.906.674	6.977.049	3.709.760
23	PT Bahtera Mitra Jasa	1.308.864	1.525.354	1.976.004	1.492.291	1.940.823	26.691	200.357	587.762	188.095	392.626	1.282.173	1.324.998	1.388.242	1.304.196	1.548.196
24	PT Bahtera Wahana Tritata			2.124.611	2.372.145	1.820.756			1.073.855	1.061.557	453.212			1.050.756	1.310.588	1.367.544
25	PT Barron Pandu Abadi		936.000	1.082.957	1.949.517	2.149.633		600	48.360	830.673	554.580		935.100	1.034.596	1.118.844	1.595.053
26	PT Bastama Mitra Persada				5.124.027	6.053.161				2.893.680	3.220.855				2.230.347	2.832.306
27	PT Best Proteksi Indonesia	3.808.860	2.202.808	2.133.897	2.444.313	1.814.978	2.256.604	529.145	241.031	521.697	144.900	1.552.256	1.673.662	1.892.866	1.922.616	1.670.078
28	PT BGIB Insurance Broker	93.216.803	73.199.096	105.562.631	110.999.668	143.597.501	86.136.443	65.780.940	96.995.239	101.755.041	135.106.492	7.080.360	7.418.156	8.567.392	9.244.627	8.491.010
29	PT Bhineka Cipta Lestari	2.356.281	3.268.792	3.516.747	3.342.997	4.078.019	417.013	861.286	1.028.631	818.072	1.325.433	1.939.268	2.407.506	2.488.116	2.524.925	2.752.586
30	PT Bina Dana Sejahtera	9.193.898	12.927.246	28.747.693	42.126.677	50.780.469	7.206.905	10.694.163	26.465.002	39.787.108	47.385.939	1.986.993	2.233.083	2.282.691	2.339.569	3.394.530
31	PT Bina Kridatama Nusantara	11.776.293	12.744.919	13.147.063	12.600.911	10.247.710	8.859.808	9.475.504	10.137.951	9.281.039	7.436.886	2.916.485	3.269.414	3.009.112	3.319.872	2.810.824
32	PT Bina Murindo Insurance Broker**)	-	-	-	-		-	-	-	-		-	-	-		
33	PT Binasentra Purna	79.634.973	83.567.879	82.016.345	81.248.640	100.956.500	28.952.575	39.604.845	44.743.303	47.465.499	63.541.173	50.682.398	43.963.033	37.273.041	33.783.141	37.415.327
34	PT Bintang Jasa Selaras Insurance Brokers		-	1.206.846	-	1.170.951		-	186.767	-	213.297		-	1.020.080	-	957.654
35	PT Brilliant Insurance Brokers	2.963.972	4.642.489	8.580.692	8.947.917	10.685.642	1.914.290	2.419.251	4.775.187	4.466.602	4.687.973	1.049.682	2.223.237	3.805.504	4.481.315	5.997.668
36	PT Bringin Sejahtera Makmur	146.469.481	125.966.837	146.083.302	40.380.196	275.070.081	114.873.852	99.807.828	114.103.515	8.616.874	238.166.551	31.595.628	26.159.008	31.979.786	31.763.322	36.903.530
37	PT Brocade Insurance Broker	11.081.696	6.282.594	8.322.554	10.135.588	15.506.612	8.022.210	3.196.718	4.603.555	5.811.613	6.896.440	3.059.486	3.085.876	3.718.999	4.323.975	8.610.172
38	PT Buana Jasa Pratama	8.261.433	7.827.349	5.482.271	2.704.080	1.726.258	6.007.937	5.924.243	3.548.332	1.195.025	226.253	2.253.497	1.903.105	1.933.939	1.509.055	1.500.005
39	PT Buana Lintas Persada**)	1.250.316	-	-			87.600	-	-			1.162.717	-	-		
40	PT Bumi Insurance Brokers	22.091.632	8.079.240	13.005.146	9.403.348	8.984.936	19.150.129	5.092.792	10.380.158	5.013.444	4.207.645	2.941.504	2.986.450	2.624.989	4.389.904	4.777.292
41	PT Caraka Mulia	35.406.860	34.195.034	65.980.157	86.230.302	86.460.445	25.957.497	23.932.142	55.160.234	74.478.783	80.071.755	9.449.363	10.262.889	10.819.923	11.751.519	6.388.690
42	PT Central Antar Jasa	1.435.738	1.655.613	2.790.365	2.547.394	2.724.222	378.207	349.589	419.768	319.268	562.497	1.057.531	1.306.024	2.370.597	2.228.126	2.161.726
43	PT Cipta Integra Duta	56.478.502	56.765.146	53.157.658	22.130.129	39.129.411	37.752.732	33.483.123	26.578.193	7.651.545	22.822.818	18.725.769	23.282.023	26.579.464	14.478.584	16.306.593
44	PT Cipta Uni Jasa**)	9.124.518	7.842.729	8.091.650	-		6.012.633	4.592.587	5.170.950	-		3.111.885	3.250.142	2.920.700	-	
45	PT Dharma Honoris Raksa Pratama	31.299.856	13.213.319	14.082.332	13.689.394	16.857.096	25.558.333	6.736.333	7.236.396	6.761.615	7.711.691	5.741.524	6.476.987	6.845.936	6.927.779	9.145.405
46	PT Dinamika Prima Servitama	2.830.277	7.344.787	5.029.597	16.421.183	14.341.595	884.973	4.711.432	1.269.200	11.456.393	8.003.610	1.945.304	2.633.355	3.760.397	4.964.790	6.337.985
47	PT Dinda Pradana Insurance Broker	4.110.833	4.198.705	2.427.759	2.791.753	3.485.034	1.948.557	2.045.406	608.113	512.733	1.660.376	2.162.276	2.153.298	1.819.645	2.279.020	1.824.659
48	PT Dritama Brokerindo	6.026.279	6.090.605	11.290.169	12.629.668	11.486.568	2.514.104	1.704.620	6.328.985	7.637.132	6.688.309	3.512.175	4.385.985	4.961.184	4.992.536	4.798.260

NO.	NAMA PERUSAHAAN *NAME OF COMPANIES*	ASET *ASSETS*					LIABILITAS *LIABILITIES*					MODAL SENDIRI *EQUITY*				
		2013	2014	2015	2016	2017	2013	2014	2015	2016	2017	2013	2014	2015	2016	2017
(1)	(2)	(3)	(4)	(5)	(6)	(7)	(8)	(9)	(10)	(11)	(12)	(13)	(14)	(15)	(16)	(17)
49	PT Duta Inti Varia			1.179.480	1.485.327	1.579.270			172.273	289.693	104.647			1.007.207	1.195.634	1.474.622
50	PT Duta Semesta Raya	58.755.125	82.848.668	87.509.998	109.051.534	128.076.764	34.018.482	44.477.194	47.918.584	60.578.644	66.293.769	24.736.643	38.371.474	39.591.414	48.472.890	61.782.995
51	PT Estika Jasatama	26.536.493	39.252.879	65.121.365	25.536.011	78.027.974	14.164.842	23.271.375	47.966.370	10.939.087	62.929.358	12.371.649	15.981.505	17.154.995	14.596.924	15.098.616
52	PT Experta Jamin Lindung Kencana*)	1.017.025	1.027.387	1.030.392	1.054.982	-	323	279	-	5.575	-	1.016.702	1.027.108	1.030.392	1.049.407	-
53	PT Felima Orient Pacific	1.659.963	1.115.764	1.474.343	653.456	1.395.794	78.561	506.051	1.960.000	-	-	1.581.402	609.713	(485.657)	653.456	1.395.794
54	PT Fistlight Indonesia Insurance Brokers	6.043.318	7.629.914	7.371.867	20.266.756	21.959.256	3.664.545	4.723.428	4.006.866	16.699.297	18.072.022	2.378.773	2.906.486	3.365.001	3.567.459	3.887.234
55	PT Fokus Solusi Proteksi		1.042.958	4.996.892	2.717.984	2.713.328		30.000	2.328.883	139.680	1.513		1.012.959	2.668.010	2.578.304	2.711.814
56	PT Fred Marius Sabini Insurance Broker	10.064.713	19.194.462	22.549.924	20.966.869	22.032.391	8.136.278	16.768.322	20.267.306	19.082.184	19.932.419	1.928.434	2.426.140	2.282.618	1.884.685	2.099.972
57	PT Fresnel Perdana Mandiri	9.985.733	18.272.302	24.446.570	35.886.166	30.586.935	7.864.916	13.401.674	18.005.700	26.307.970	20.521.310	2.120.817	4.870.629	6.440.871	9.578.196	10.065.625
58	PT Futura Finansial Prosperindo			1.005.311	656.211	1.001.757			301.620	76.119	84.951			703.691	580.092	916.806
59	PT Gelora Karya Jasatama*)	7.406.285	8.749.484	16.208.269	13.273.261	-	3.286.088	5.051.680	12.131.233	11.876.098	-	4.120.196	3.697.804	4.077.036	1.397.163	-
60	PT Global Insurance Broker	3.530.034	4.991.924	8.204.031	13.261.161	12.142.887	2.495.176	3.886.176	6.998.003	12.142.933	11.282.870	1.034.857	1.105.748	1.206.029	1.118.228	860.016
61	PT Global Risk Management	25.887.093	20.436.174	17.317.778	17.365.805	15.713.614	23.344.294	17.788.594	15.481.557	15.306.788	15.171.893	2.542.800	2.647.580	1.836.221	2.059.017	541.721
62	PT Grasia Media Utama	2.445.710	2.304.379	1.573.789	2.960.555	5.356.248	8.709	-	10.000	1.890.627	2.212.209	2.437.001	2.304.379	1.563.789	1.069.928	3.144.039
63	PT Griya Proteksi Nusantara	4.316.483	810.762	2.034.835	2.322.440	4.179.107	3.253.807	251.941	-	273.284	1.076.621	1.062.675	558.821	2.034.835	2.049.156	3.102.486
64	PT Hagati Brokerindo	2.174.367	4.637.905	9.327.297	11.143.245	5.661.082	59.487	2.027.451	6.599.332	8.154.064	2.585.335	2.114.880	2.610.454	2.727.965	2.989.181	3.075.747
65	PT IB Insurance Broking	1.159.095	1.591.530	7.997.724	2.805.675	2.269.419	147.360	565.259	6.695.268	1.198.657	449.526	1.011.735	1.026.272	1.302.456	1.607.018	1.819.892
66	PT IBS Insurance Broking Service	196.810.196	325.554.491	288.453.926	152.505.315	346.225.369	127.060.957	240.578.692	242.871.976	63.021.908	297.766.839	69.749.239	84.975.800	45.581.950	89.483.407	48.458.531
67	PT Indomobil Insurance Consultant	5.307.982	11.937.724	13.593.871	14.302.322	16.819.619	1.707.567	5.073.234	4.036.669	3.411.924	2.637.333	3.600.415	6.864.490	9.557.202	10.890.398	14.182.286
68	PT Indonesia Insurance Brokers	1.283.553	1.211.199	1.509.537	2.384.593	1.630.729	207.516	124.344	354.977	1.179.024	450.759	1.076.036	1.086.854	1.154.560	1.205.569	1.179.970
69	PT Indosurance Broker Utama	109.179.309	145.156.737	187.750.488	185.249.849	251.596.873	36.418.931	42.802.330	79.148.415	50.384.449	73.663.352	72.760.379	102.354.407	108.602.072	134.865.400	177.933.521
70	PT Insco Multi Pratama	11.216.784	5.717.224	8.662.082	4.928.055	3.117.434	8.501.874	2.696.382	5.415.271	2.146.249	1.499.785	2.714.910	3.020.840	3.246.810	2.781.806	1.617.648
71	PT Insurance Broker Consultant International*)	1.920.615	1.624.676	1.538.220	3.863.526	-	870.424	579.534	355.248	2.803.015	-	1.050.191	1.045.142	1.182.972	1.060.511	-
72	PT Cahaya Mitra Satya Bersama Pialang Asuransi d/h PT Inter Rajasa Putra*)	2.201.442	3.002.676	3.653.673	1.068.335	-	933.791	1.693.218	2.418.283	86.665	-	1.267.651	1.309.458	1.235.391	981.670	-
73	PT Intercoastal Indonesia	2.501.086	5.151.165	11.337.561	5.270.298	6.021.492	1.218.072	3.859.450	9.723.806	3.114.118	3.741.533	1.283.014	1.291.715	1.613.756	2.156.180	2.279.959
74	PT Interjasa Kreasi Brokerindo	-	3.036.552	3.747.104	3.035.121	2.685.605	-	1.678.460	1.823.630	1.692.376	1.309.177	-	1.358.093	1.923.473	1.342.745	1.376.428
75	PT Istpro Inti Nusa	1.820.836	2.053.799	5.428.906	4.847.262	5.777.434	694.395	875.546	3.727.969	2.524.115	3.353.014	1.126.441	1.178.254	1.700.937	2.323.147	2.424.420
76	PT Jakarta Inti Bersama			1.504.017	1.671.220	4.351.002			111.297	538.243	3.175.925			1.392.720	1.132.977	1.175.077
77	PT Jasa Advisindo Sejahtera	2.380.953	3.017.521	3.375.208	3.819.422	5.541.806	1.282.234	1.800.930	2.108.479	2.212.319	3.882.232	1.098.719	1.216.590	1.266.728	1.607.103	1.659.574
78	PT Java Insurance Brokers	3.953.735	3.710.698	2.830.894	2.788.782	2.788.782	1.603.080	1.622.955	42.111	-	-	2.350.655	2.087.742	2.788.782	2.788.782	2.788.782
79	PT Jaya Proteksindo Sakti	19.646.658	19.260.387	25.173.961	48.863.182	70.375.379	17.436.743	14.685.681	19.621.947	13.722.187	33.826.491	2.209.915	4.574.709	5.552.014	35.140.995	36.548.888
80	PT Jets Indonesia	-	422.876	3.546.200	3.436.367	3.157.977	-	380.644	3.012.098	1.885.626	1.932.901	-	42.231	534.103	1.550.741	1.225.076
81	PT Jupiter Insurance Broker and Consultant	7.147.544	11.710.232	9.498.236	7.677.383	9.918.524	5.162.188	9.445.845	6.946.193	4.538.823	5.860.068	1.985.356	2.264.387	2.552.043	3.138.560	4.058.456
82	PT Kali Besar Raya Utama	342.207.888	562.982.264	648.526.367	722.090.736	650.266.529	199.965.898	360.431.367	389.067.560	435.270.976	494.579.513	142.241.989	202.550.895	259.458.808	286.819.760	155.687.015
83	PT Kantata Mitra Jamindo		1.975.789	1.774.695	2.015.022	1.815.383		1.384.766	292.839	1.358.979	57.312		591.024	1.481.855	656.043	1.758.071
84	PT Krida Upaya Tunggal	10.357.823	10.618.886	9.168.734	5.907.653	7.863.129	6.597.988	6.370.863	5.591.721	2.991.305	4.878.129	3.759.835	4.248.023	3.577.013	2.916.348	2.985.000
85	PT Laren Insurance Broker	2.171.174	1.570.804	1.750.068	1.606.328	1.561.216	766.384	161.900	333.528	187.400	103.995	1.404.790	1.408.904	1.416.540	1.418.928	1.457.221
86	PT Lead Insurance Brokers*)	1.387.449	1.552.840	1.635.284	1.392.352	-	199.307	265.642	351.338	125.564	-	1.188.142	1.287.198	1.283.946	1.266.788	-
87	PT Legowo			888.270	1.065.640	1.681.634			212.107	59.890	38.337			676.165	1.005.750	1.643.297
88	PT Lestari Cipta Hokindo				-	5.518.320				-	632.349				-	4.885.971
89	PT Liberty & General Risk Service	7.385.326	14.327.979	29.230.668	27.086.517	23.326.484	6.385.435	11.382.123	27.880.311	25.146.894	21.405.134	999.891	2.945.856	1.350.358	1.939.623	1.921.350
90	PT Lidean Pialang Asuransi	3.280.032	4.466.780	8.997.344	9.922.458	9.878.193	2.136.437	2.830.758	6.804.368	7.951.764	7.844.819	1.143.595	1.636.022	2.192.976	1.970.694	2.033.374
91	PT Lumbung Sari	20.174.007	20.966.358	24.776.364	23.391.580	31.357.071	6.230.056	5.703.394	8.840.697	5.363.984	14.113.700	13.943.951	15.262.964	15.935.667	18.027.596	17.243.371
92	PT Madani Karsa Mandiri**)	11.259.989	16.680.378	-	-		6.200.798	11.975.354	-	-		5.059.191	4.705.023	-	-	
93	PT Magnus Mitra Sejahtera	4.153.785	9.026.756	11.099.881	7.697.764	11.069.373	3.088.441	7.316.166	8.976.874	4.807.260	7.548.359	1.065.344	1.710.590	2.123.007	2.890.504	3.521.014
94	PT Maju Anugerah Proteksi	1.739.614	2.353.771	2.297.933	2.333.714	2.736.959	-	-	-	-	-	1.739.614	2.353.771	2.297.933	2.333.714	2.736.959
95	PT Makna Mandiri Insurance Broker**)	-	-	-			-	-	-			-	-	-		
96	PT Manggala Artha Sejahtera	6.969.375	6.889.391	2.923.062	3.618.660	3.407.046	1.763.762	1.491.403	66.293	324.773	27.331	5.205.598	5.397.988	2.856.769	3.293.887	3.379.715
97	PT Manunggal Bhakti Suci	8.383.701	15.683.894	18.214.155	10.298.226	10.752.548	832.568	8.093.255	12.679.720	8.435.049	8.746.451	7.551.133	7.590.640	5.534.434	1.863.177	2.006.097
98	PT Megah Putra Manunggal	59.452.840	79.657.556	88.441.419	85.886.054	97.604.078	22.370.347	37.113.605	36.827.250	27.617.773	33.746.591	37.082.492	42.543.950	51.614.169	58.268.281	63.857.487
99	PT Metropolitan Krida Jaya**)	-	-	-			-	-	-			-	-	-		
100	PT Mitra Cipta Proteksindo	-	8.944.273	19.791.942	26.016.514	26.546.125	-	5.517.414	14.330.120	18.750.838	18.026.515	-	3.426.859	5.461.822	7.265.676	8.519.610
101	PT Mitra Dhana Atmharaksha	7.719.144	7.226.049	7.637.951	10.271.333	10.666.714	4.045.322	3.430.218	3.687.693	5.936.638	5.911.047	3.673.822	3.795.831	3.950.258	4.334.695	4.755.667
102	PT Mitra Harmoni Insurance Broker	12.928.823	12.581.493	23.246.958	14.618.369	15.247.132	6.364.885	4.715.413	15.123.815	6.974.909	8.075.556	6.563.937	7.866.079	8.123.143	7.643.460	7.171.576
103	PT Mitra Ibisnis Terapan				2.092.410	4.392.138				1.405.376	3.053.434				687.034	1.338.704
104	PT Mitra Iswara & Rorimpandey	75.526.213	125.883.401	211.002.863	310.129.798	516.667.739	3.939.608	12.831.727	30.816.999	55.130.874	187.533.251	71.586.605	113.051.674	180.185.864	254.998.924	329.134.488
105	PT Mitra Jasa Pratama	3.335.969	3.398.005	4.626.387	2.450.899	2.016.149	2.242.464	2.274.958	3.520.070	1.659.628	10.265	1.093.504	1.123.047	1.106.317	791.271	2.005.883
106	PT Mitra Proteksi Madani			10.214.318	15.683.170	25.263.526			7.279.124	10.874.893	19.259.228			2.935.197	4.808.277	6.004.299
107	PT Mitra Sentosa Paramaabadi	1.042.367	3.806.911	1.855.562	1.591.508	2.210.156	40.964	1.957.591	434.810	433.797	245.316	1.001.403	1.849.321	1.420.752	1.157.711	1.964.840
108	PT Birama Inter Global Broker Asuransi d/h PT Mitra Sinergi Proteksindo	1.301.161	1.561.887	1.599.270	1.079.385	3.724.930	249.750	655.893	471.801	78.230	1.964.750	1.051.411	905.995	1.127.470	1.001.155	1.760.180
109	PT Mitramandiri Pialang Asuransi	1.131.273	1.699.960	4.177.877	3.743.550	2.041.363	24.111	541.738	2.670.898	2.142.481	436.868	1.107.162	1.158.222	1.506.980	1.601.069	1.604.495
110	PT Multi Artha Insurance Brokers*)	15.687.378	21.986.223	21.164.742	13.624.697	-	12.196.486	18.388.650	17.386.423	11.584.900	-	3.490.893	3.597.574	3.778.321	2.039.797	-

NO.	NAMA PERUSAHAAN *NAME OF COMPANIES*	ASET *ASSETS*					LIABILITAS *LIABILITIES*					MODAL SENDIRI *EQUITY*				
		2013	2014	2015	2016	2017	2013	2014	2015	2016	2017	2013	2014	2015	2016	2017
(1)	(2)	(3)	(4)	(5)	(6)	(7)	(8)	(9)	(10)	(11)	(12)	(13)	(14)	(15)	(16)	(17)
111	PT Multi Asih Pratama	4.328.773	4.583.556	6.186.342	10.682.155	9.007.091	1.963.450	2.090.516	3.553.042	6.228.637	4.058.159	2.365.323	2.493.040	2.633.300	4.453.518	4.948.932
112	PT Multiniaga Intermedia Proteksi	4.061.391	4.292.679	15.960.938	8.998.505	12.325.465	2.543.467	2.270.172	13.904.070	6.912.571	9.770.960	1.517.924	2.022.506	2.056.867	2.085.934	2.554.505
113	PT Munich Lloyd International Brokers	5.050.411	5.526.857	9.648.655	6.838.485	7.596.443	2.634.295	2.882.400	6.726.922	3.787.488	4.994.093	2.416.115	2.644.458	2.921.734	3.050.997	2.602.351
114	PT Nadi Jasa Pratama**)	1.485.541	1.481.500	-	1.343.049	-	67.027	65.500	-	65.500	-	1.418.514	1.416.002	-	1.277.549	-
115	PT National Insurance Brokers	5.472.582	4.613.147	3.100.457	2.637.891	3.525.643	3.259.452	2.295.576	909.570	438.595	297.964	2.213.130	2.317.571	2.190.887	2.199.296	3.227.679
116	PT Nugraha Perkasa Mandiri	1.894.533	1.659.403	1.582.521	2.336.986	3.088.894	1.177.551	400.616	249.322	548.619	792.338	716.982	1.258.787	1.333.199	1.788.367	2.296.556
117	PT Nusadua Pialang Asuransi*)	955.524	955.681	955.681	1.005.791	-	-	-	-	-	-	955.524	955.681	955.681	1.005.791	-
118	PT Nusantara Insurance Broker & Consultant	11.745.307	7.276.275	7.211.795	8.257.541	9.302.848	8.922.417	4.358.102	4.150.541	3.000.465	2.726.381	2.822.890	2.918.173	3.061.254	5.257.076	6.576.467
119	PT Pacific Indonesia Berjaya	20.468.895	24.389.900	32.439.944	29.136.070	37.214.574	14.918.970	17.302.734	23.362.915	21.563.307	31.000.233	5.549.923	7.087.166	9.077.030	7.572.763	6.214.341
120	PT PAIB Indonesia	5.194.625	6.080.476	3.487.572	7.355.698	4.593.298	2.725.092	5.694.601	2.473.772	4.380.524	1.575.921	2.469.533	385.875	1.013.800	2.975.174	3.017.377
121	PT Paladin International**)	-					-					-				
122	PT Partnerindo Inti Cipta	4.499.357	4.143.616	4.178.148	4.864.675	4.153.909	1.656.061	1.436.464	1.047.080	2.020.987	1.737.058	2.843.296	2.707.152	3.131.068	2.843.688	2.416.851
123	PT Pasindo Utama**)	1.017.457	1.567.756	1.433.256	-	-	835	552.253	975	-	-	1.016.622	1.015.502	1.432.281	-	-
124	PT Pegasus Insurindo*)	5.529.684	6.728.380	7.815.199	24.644.302	-	4.410.461	5.513.269	6.510.842	22.580.310	-	1.119.223	1.215.111	1.304.357	2.063.992	-
125	PT Penta Pro Indonesia**)	-	-	-			-	-	-			-	-	-		
126	PT Perdana Wahana Sentosa	5.255.438	2.539.000	1.223.889	8.652.345	8.101.215	4.050.251	1.681.310	29.303	6.749.866	5.741.194	1.205.182	857.689	1.194.586	1.902.479	2.360.021
127	PT Perisai Bhakti Rahardjo	2.102.765	2.387.575	3.713.746	3.558.491	3.538.827	626.389	881.907	2.179.907	1.986.250	1.856.991	1.476.376	1.505.668	1.533.839	1.572.241	1.681.836
128	PT Perisai Indonesia**)	5.721.067	6.773.248	-	-	-	3.120.177	3.697.529	-	-	-	2.600.889	3.075.718	-	-	-
129	PT Pertani Sejahtera**)	1.699.981	-	-			714.488	-	-			985.493	-	-		
130	PT Pilar Mitra Proteks				1.121.595	4.403.602				116.475	3.336.146				1.005.120	1.067.456
131	PT Premier Investama Bersama	1.967.891	1.490.923	1.408.103	1.137.196	4.995.578	745.724	289.558	153.992	112.688	1.015.290	1.222.168	1.201.365	1.254.111	1.024.508	3.980.289
132	PT Prioritas Pialang Asuransi			1.405.080	1.250.154	1.562.556			303	-	18.426			1.404.777	1.250.154	1.544.130
133	PT ProAsia Broker Asuransi	3.820.332	5.599.397	5.199.350	7.642.197	5.692.516	2.582.756	4.326.505	3.918.745	6.331.826	4.377.184	1.237.576	1.272.893	1.280.605	1.310.371	1.315.332
134	PT Proteksi Antar Nusa	6.303.342	8.086.979	8.763.251	15.534.124	22.643.959	4.191.872	4.622.712	3.877.920	3.501.430	10.494.414	2.111.470	3.464.267	4.885.331	12.032.694	12.149.545
135	PT Proteksi Indonesia			1.817.004	2.088.888	5.594.935			594.589	736.586	4.229.821			1.222.415	1.352.302	1.365.114
136	PT Proteksi Jaya Mandiri	1.456.785	1.371.139	3.823.833	8.058.938	8.907.037	157.075	20.257	1.372.315	3.854.777	567.483	1.299.710	1.350.882	2.451.518	4.204.161	8.339.554
137	PT Proteksi Pradana	2.601.771	3.667.064	4.244.632	2.153.628	2.178.116	788.050	1.766.182	2.273.503	52.958	56.424	1.813.721	1.900.883	1.971.128	2.100.670	2.121.691
138	PT Proteksindo Broker Asuransi	4.415.111	4.863.393	7.703.483	9.894.179	11.161.656	2.774.172	2.886.178	5.503.571	8.211.863	8.828.380	1.640.939	1.977.215	2.199.912	1.682.316	2.333.276
139	PT Rajawali Insurance Brokers	5.502.394	5.417.138	8.029.276	8.247.976	10.658.471	1.113.382	1.256.668	2.958.155	3.669.541	6.788.551	4.389.012	4.160.470	5.071.121	4.578.435	3.869.920
140	PT Rajawali Pialang Asuransi	4.084.889	4.224.765	7.030.474	6.944.448	6.578.148	1.008.223	364.330	2.831.779	2.647.382	2.479.572	3.076.666	3.860.434	4.198.694	4.297.066	4.098.576
141	PT Rama Mitra Jasa*)	4.298.321	5.163.717	13.078.998	5.687.447	-	2.066.997	2.372.036	10.067.799	2.626.487	-	2.231.324	2.791.681	3.011.199	3.060.960	-
142	PT Ria Pratama Mega Sejahtera			1.586.457	3.049.728	3.623.380			568.551	1.971.530	1.989.203			1.017.906	1.078.198	1.634.177
143	PT Rimas Proteksindo Utama	-	1.039.548	709.469	375.029	2.383.893	-	43.498	258.154	780.251	1.069.818	-	996.050	451.315	(405.222)	1.314.075
144	PT Royal Imperium Broker Services**)	4.830.082	3.656.774	1.540.754	-	-	3.523.362	2.282.336	447.476	-	-	1.306.721	1.374.439	1.093.280	-	-
145	PT Safe Insurance Brokers	1.764.462	1.391.704	5.074.183	9.989.102	10.241.718	73.043	54.014	3.670.080	4.940.625	4.640.868	1.691.419	1.337.690	1.404.103	5.048.477	5.600.850
146	PT Saksama Arta	8.332.221	6.969.982	9.454.191	7.063.877	2.539.134	3.503.649	820.109	3.023.249	2.459.150	1.235.566	4.828.573	6.149.873	6.430.942	4.604.727	1.303.568
147	PT Salvus Inti	1.146.049	3.930.928	4.913.120	9.017.520	18.076.292	100.885	1.307.787	2.160.783	5.641.098	9.550.920	1.045.164	2.623.141	2.752.336	3.376.422	8.525.372
148	PT Sapta Miles Indonesia**)	-	5.300.799	5.170.101	1.000.000	-	-	3.351.698	2.835.242	-	-	-	1.949.101	2.334.859	1.000.000	-
149	PT Sarana Janesia Utama	24.638.207	62.357.676	19.983.584	25.852.261	31.131.074	15.407.510	54.050.402	12.361.541	18.129.885	22.399.362	9.230.696	8.307.274	7.622.043	7.722.376	8.731.712
150	PT Sathya Wahana Indonesia	8.902.793	15.856.762	22.274.769	25.763.892	28.839.679	6.726.835	12.297.297	16.925.286	19.095.708	23.878.117	2.175.959	3.559.467	5.349.484	6.668.184	4.961.562
151	PT Sedana Pasifik Servistama	49.520.958	44.303.330	46.945.436	23.645.150	32.908.147	46.791.720	39.534.390	39.798.391	14.701.371	22.234.311	2.729.238	4.768.940	7.147.045	8.943.779	10.673.836
152	PT Sentana Mitra Kualita	3.513.823	3.143.185	3.377.547	2.836.093	4.991.485	1.346.188	1.139.420	1.213.407	425.603	1.009.269	2.167.635	2.003.765	2.164.137	2.410.490	3.982.216
153	PT Shinta Inserve	2.533.696	2.891.944	3.671.878	9.173.102	7.464.249	1.079.848	1.506.069	1.504.132	6.593.861	3.429.207	1.453.850	1.385.875	2.167.746	2.579.241	4.035.042
154	PT Siar Perdana Asuransi*)	1.586.912	1.591.889	2.279.886	1.512.960	-	578.839	580.585	1.260.773	491.498	-	1.008.072	1.011.304	1.019.115	1.021.462	-
155	PT Sinergi Adi Utama	1.182.639	2.020.160	2.003.777	1.965.985	6.290.782	170.998	982.496	990.149	890.606	4.929.194	1.011.641	1.037.664	1.013.628	1.075.379	1.361.587
156	PT Sinergi Mitratama Proteksi	1.097.056	2.423.399	7.441.522	11.139.515	9.172.822	9.185	1.310.737	6.200.390	9.843.894	9.255.381	1.087.870	1.112.661	1.241.133	1.295.621	(82.558)
157	PT Sino Palapa Insurance Brokers	5.527.040	2.877.510	3.707.337	5.169.007	4.129.050	4.062.959	848.121	1.287.207	2.095.516	1.074.378	1.464.080	2.029.390	2.420.130	3.073.491	3.054.672
158	PT Sukses Utama Sejahtera			1.490.805	10.363.425	12.606.077			60.830	7.038.676	9.269.065			1.429.975	3.324.749	3.337.013
159	PT Swadharma Jasa Pialang Asuransi				1.580.800	2.797.483				580.800	1.505.738				1.000.000	1.291.745
160	PT Taawun Indonesia Sejahtera			1.849.405	1.603.467	1.650.430			-	2.330	18.289			1.849.405	1.601.137	1.632.142
161	PT Talisman Insurance Brokers	105.803.289	137.806.440	155.770.279	230.781.902	235.765.371	82.378.509	108.961.807	120.266.768	181.415.402	179.993.012	23.424.779	28.844.632	35.503.510	49.366.500	55.772.359
162	PT Terraspan Indonesia**)	1.964.890	-	-	-		525.792	-	-	-		1.439.098	-	-	-	
163	PT Tigara Mitra Sejahtera	1.383.755	1.252.578	1.396.726	1.446.625	2.066.781	169.097	33.872	163.695	162.663	96.310	1.214.659	1.218.705	1.233.030	1.283.962	1.970.472
164	PT Tri Dharma Proteksi	14.413.837	13.894.100	96.885.852	67.932.656	34.133.739	10.599.644	8.688.747	87.607.043	59.378.291	25.397.659	3.814.193	5.205.353	9.278.809	8.554.365	8.736.080
165	PT Trust Insurance Broker*)	1.855.819	1.896.288	2.521.815	1.966.018	-	375.152	402.904	1.012.689	452.841	-	1.480.667	1.493.384	1.509.126	1.513.177	-
166	PT Tugu Insurance Brokers	20.695.536	28.740.353	33.114.312	33.352.045	36.790.927	12.769.721	19.616.024	23.332.003	23.754.719	26.513.596	7.925.815	9.124.329	9.782.309	9.597.326	10.277.331
167	PT United Insurance Services*)	21.965.806	34.921.898	37.800.072	40.365.320	-	16.311.204	27.297.378	34.925.564	38.364.363	-	5.654.602	7.624.520	2.874.508	2.000.957	-
168	PT Vega Prima Insurindo*)	4.494.718	4.177.823	5.907.428	5.209.610	-	1.975.105	1.404.525	2.899.701	2.163.023	-	2.519.613	2.773.298	3.007.727	3.046.587	-
169	PT Visi Bersama Serantau	11.460.195	9.058.328	5.315.908	2.469.314	3.076.969	9.493.998	6.898.059	3.060.380	1.161.765	1.766.963	1.966.197	2.160.269	2.255.528	1.307.549	1.310.006
170	PT Web Proteksi Solusindo	1.773.681	2.922.892	2.720.264	2.008.305	2.600.601	681.015	1.778.837	1.250.608	950.244	1.243.741	1.092.664	1.144.055	1.469.656	1.058.061	1.356.859
	JUMLAH / *SUBTOTAL*	**2.290.987.252**	**2.913.964.283**	**3.563.843.568**	**3.485.393.189**	**4.279.589.958**	**1.429.037.890**	**1.815.981.129**	**2.309.455.629**	**1.977.704.360**	**2.747.877.279**	**861.949.329**	**1.084.082.545**	**1.254.387.948**	**1.507.688.829**	**1.531.712.679**

NO.	NAMA PERUSAHAAN *NAME OF COMPANIES*	ASET *ASSETS*					LIABILITAS *LIABILITIES*					MODAL SENDIRI *EQUITY*				
		2013	2014	2015	2016	2017	2013	2014	2015	2016	2017	2013	2014	2015	2016	2017
(1)	(2)	(3)	(4)	(5)	(6)	(7)	(8)	(9)	(10)	(11)	(12)	(13)	(14)	(15)	(16)	(17)
	PERUSAHAAN PIALANG ASURANSI PATUNGAN															
	JOINT VENTURE INSURANCE BROKES															
1	PT AON Indonesia	248.530.087	309.913.991	453.171.896	404.772.988	422.130.228	190.392.944	248.025.942	377.486.301	317.363.667	323.673.993	58.137.143	61.888.049	75.685.595	87.409.321	98.456.235
2	PT Bharatre Indonesia Insurance Brokers*)				-	-				-	-				-	-
3	PT Futuready Insurance Broker			11.055.536	35.114.758	40.335.610			7.188.565	5.886.344	6.840.090			3.866.971	29.228.414	33.495.520
4	PT Howden Insurance Brokers Indonesia	45.225.690	104.253.760	115.054.618	136.784.210	141.482.720	44.899.749	103.756.419	109.637.908	126.502.183	129.339.586	325.943	497.340	5.416.711	10.282.027	12.143.134
5	PT Jardine Lloyd Thompson	407.018.053	429.553.921	382.686.557	317.584.475	272.978.522	370.997.633	389.104.054	331.771.708	275.295.820	232.057.655	36.020.421	40.449.867	50.914.849	42.288.655	40.920.867
6	PT Marsh Indonesia	521.854.299	676.169.817	700.999.913	701.067.252	652.800.015	456.863.431	560.183.697	523.249.671	495.568.380	465.508.538	64.990.868	115.986.120	177.750.242	205.498.872	187.291.477
7	PT Panasonic Insurance Service Indonesia	10.656.478	12.202.259	10.302.663	12.888.678	14.358.132	613.872	455.606	405.425	648.137	554.755	10.042.607	11.746.653	9.897.238	12.240.541	13.803.377
8	PT Toyota Tsusho Insurance Broker Indonesia	31.816.531	62.566.682	52.099.849	64.656.125	66.565.147	17.712.758	47.877.790	38.429.516	52.247.602	49.374.336	14.103.773	14.688.892	13.670.333	12.408.523	17.190.811
9	PT Willis Indonesia	164.038.954	225.684.716	217.910.912	209.883.952	230.169.616	106.860.985	172.466.928	154.076.390	153.230.612	179.792.472	57.177.969	53.217.788	63.834.522	56.653.340	50.377.144
	JUMLAH / SUBTOTAL	**1.429.140.092**	**1.820.345.146**	**1.943.281.944**	**1.882.752.438**	**1.840.819.990**	**1.188.341.372**	**1.521.870.436**	**1.542.245.484**	**1.426.742.745**	**1.387.141.426**	**240.798.724**	**298.474.709**	**401.036.461**	**456.009.693**	**453.678.564**
	PERUSAHAAN PIALANG REASURANSI															
	REINSURANCE BROKERS															
1	PT Adhi Lintas Tanase	48.971.837	40.731.332	41.281.909	39.743.499	48.654.768	41.303.324	32.109.857	31.241.520	33.503.163	43.811.277	7.668.512	8.621.475	10.040.389	6.240.336	4.843.492
2	PT Adonai Pialang Reasuransi			1.720.266	2.956.968	18.610.920			616.579	1.583.958	12.160.612			1.103.688	1.373.010	6.450.308
3	PT Andalan Resiko Lestari		1.658.002	4.651.761	1.274.036	2.362.393		605.435	3.588.171	2.276.700	3.275.571		1.052.567	1.063.591	(1.002.664)	(913.178)
4	PT AON Benfield Indonesia	22.038.126	15.786.389	79.069.906	71.776.370	95.031.462	12.335.843	6.468.427	66.168.050	56.882.268	77.600.909	9.702.283	9.317.962	12.901.856	14.894.102	17.430.553
5	PT Artha Dana Mandiri	4.916.920	4.241.061	6.181.780	4.294.336	5.303.278	3.264.432	2.578.377	4.997.776	3.143.873	3.694.924	1.652.488	1.662.685	1.184.004	1.150.463	1.608.354
6	PT Asia Reinsurance Brokers Indonesia	4.198.320	6.435.035	11.377.051	34.727.266	32.740.961	2.251.418	4.127.419	4.553.955	28.297.468	28.253.409	1.946.902	2.307.616	6.823.096	6.429.798	4.487.552
7	PT Asiare Binajasa	6.075.308	6.907.729	8.475.117	14.571.111	13.773.478	3.531.901	4.347.973	5.620.482	11.690.168	10.700.956	2.543.407	2.559.756	2.854.635	2.880.943	3.072.523
8	PT Asrinda Arthasangga	38.381.333	49.520.823	83.815.179	72.059.730	137.487.036	34.181.902	36.960.401	70.875.923	57.984.537	121.975.888	4.199.430	12.560.422	12.939.255	14.075.193	15.511.149
9	PT Atlasre Global Internasional			2.040.834	3.489.593	1.997.598			549.376	2.061.190	459.512			1.491.458	1.428.403	1.538.086
10	PT Best One Asia Reinsurance Brokers	17.048.552	13.260.301	11.556.214	21.466.788	13.269.390	15.422.657	11.620.974	9.881.665	19.405.787	10.698.090	1.625.896	1.639.328	1.674.550	2.061.001	2.571.299
11	PT CBDANH Pialang Reasuransi			2.263.375	12.823.339	18.502.224			1.200.296	11.652.041	16.977.103			1.063.079	1.171.298	1.525.121
12	PT Chartered Reinsurance Brokers	1.221.578	1.762.663	2.294.659	1.860.331	3.997.057	1.144	538.314	996.584	615.554	1.267.674	1.220.434	1.224.349	1.298.075	1.244.777	2.729.383
13	PT Cipta Colemont Asia Reinsurance Broker	5.728.884	6.575.961	4.177.856	5.118.483	4.844.229	4.287.376	4.824.050	2.474.381	3.271.135	2.887.872	1.441.508	1.751.911	1.703.475	1.847.348	1.956.356
14	PT Dharmapala Pialang Reasuransi		1.621.161	4.395.311	2.601.523	3.187.072		112.560	2.085.209	745.965	1.089.708		1.508.601	2.310.102	1.855.558	2.097.364
15	PT Energi Mandiri Internasional	1.238.105	2.011.133	12.617.580	11.544.960	10.382.585	101.257	18.405	10.770.972	9.158.214	7.844.667	1.136.848	1.992.728	1.846.608	2.386.746	2.537.918
16	PT Esa Bina Sejati	18.823.921	25.386.955	33.056.320	40.807.775	69.477.868	15.160.397	20.741.853	26.345.105	33.058.408	60.345.758	3.663.524	4.645.105	6.711.215	7.749.367	9.132.110
17	PT Fortice Adhitama**)	-	1.202.357	-	-	-	-	8.548	-	-	-	-	1.193.811	-	-	-
18	PT Freed Dinamika Indonesia			10.201.266	1.769.295	1.756.983			8.865.468	198.256	255.634			1.335.797	1.571.039	1.501.348
19	PT Garuda Jasa Pratama				6.934.130	7.514.752				5.132.325	1.987.826				1.801.805	5.526.926
20	PT Hanofer Indonesia	11.470.395	11.986.243	12.496.607	16.494.251	13.719.826	9.958.807	10.972.300	13.446.727	15.265.349	12.212.009	1.511.587	1.013.941	(950.119)	1.228.902	1.507.817
21	PT Holmes Reinsurance Brokers	3.494.904	2.716.808	5.009.231	7.237.326	3.746.450	2.295.582	1.579.243	3.573.030	5.440.348	1.544.173	1.199.321	1.137.566	1.436.201	1.796.978	2.202.277
22	PT IBS Reinsurance Brokers	29.239.200	67.849.683	99.684.002	75.716.340	80.501.847	16.149.022	45.981.725	67.968.139	51.901.000	56.372.715	13.090.176	21.867.957	31.715.863	23.815.340	24.129.133
23	PT Ibu Reisurance Broker Utama	22.356.658	35.632.944	38.245.328	37.116.461	52.467.391	14.754.740	23.399.871	23.399.003	16.957.279	21.689.574	7.601.919	12.233.074	14.846.325	20.159.182	30.777.817
24	PT Igna Asia	11.641.653	16.116.939	31.924.146	28.445.091	26.733.711	9.631.576	14.222.882	27.373.724	23.236.981	21.939.347	2.010.077	1.894.057	4.550.423	5.208.110	4.794.363
25	PT INARE Proteksi Internasional***)					7.502.337					91.837					7.410.501
26	PT Jakarta Raya Pialang Reasuransi				1.061.484	2.354.006				13.633	1.265.748				1.047.851	1.088.258
27	PT Jasa Cipta Rembaka	51.808.284	74.535.378	111.844.723	165.660.172	204.085.354	39.757.113	61.307.860	97.334.850	150.048.880	192.684.876	12.051.171	13.227.518	14.509.873	15.611.292	11.400.478
28	PT Jaya Proteksindo Sakti Reinsurance			1.813.186	2.023.776	1.690.702			813.203	979.753	75.703			999.983	1.044.023	1.614.999
29	PT Java Raya Reasuransi Broker**)	-				-	-				-	-				-
30	PT JBBoda Viva Indonesia Reinsurance Brokers	2.265.890	4.461.117	2.237.293	10.132.666	21.832.029	1.558.620	3.410.731	1.068.988	5.109.174	16.674.754	707.270	1.050.386	1.168.305	5.023.492	5.157.275
31	PT JLT Reinsurace Brokers***)					51.517.862					48.482.168					3.035.695
32	PT Lintas Insan Karya Sejahtera Pialang Reasuransi				765.616	8.961.585				194.652	6.910.868				570.964	2.050.717
33	PT Mandirire International**)	-				-	-				-	-				-
34	PT Marsh Reinsurance Brokers Indonesia	34.344.334	28.314.044	85.850.701	131.966.772	251.256.914	24.785.011	17.704.240	67.481.354	103.215.073	205.686.480	9.559.323	10.609.804	18.369.347	28.751.699	45.570.434
35	PT Mega Jasa Reinsurance Brokers	15.394.017	15.453.971	14.942.892	18.422.490	18.292.187	8.148.317	8.124.933	8.570.702	12.067.359	11.690.033	7.245.700	7.329.037	6.372.190	6.355.131	6.602.154
36	PT Mitra Utama Reasuransi			9.512.586	41.223.908	96.259.884			8.424.610	25.521.693	57.101.659			1.087.976	15.702.215	39.158.225
37	PT Paragon Reinsurance Brokers	1.579.909	3.795.645	3.742.461	2.509.055	2.380.292	261.095	2.234.694	1.727.049	150.166	13.511	1.318.814	1.560.950	2.015.411	2.358.889	2.366.781
38	PT Parare International	3.597.271	2.480.652	4.963.313	3.866.045	3.672.746	2.454.087	1.463.428	3.929.766	2.850.911	2.137.980	1.143.185	1.017.224	1.033.548	1.015.134	1.534.766
39	PT Pialang Reasuransi Dekai Indonesia	7.064.221	9.913.023	12.111.303	14.939.656	8.952.065	3.240.149	6.116.989	8.261.351	10.528.361	3.691.120	3.824.072	3.796.034	3.849.952	4.411.295	5.260.945
40	PT Proteksi Wahana Sentosa	12.331.319	15.957.061	24.383.322	33.304.253	31.322.026	10.710.757	13.782.780	20.363.806	27.638.353	23.176.238	1.620.561	2.174.280	4.019.516	5.665.900	8.145.789
41	PT Simas Reinsurance Brokers	65.717.211	238.765.256	207.202.738	260.780.316	268.113.336	38.066.670	203.914.148	163.201.935	197.740.676	232.111.888	27.650.541	34.851.108	44.000.803	63.039.640	36.001.448
42	PT Smartindo Pialang Reasuransi				499.101	1.529.991				-	-				499.101	1.529.991
43	PT Tala Re International	18.091.290	17.223.069	39.441.013	31.555.848	33.917.175	16.971.112	15.716.796	37.732.182	29.765.597	31.910.372	1.120.178	1.506.273	1.708.831	1.790.251	2.006.803
44	PT Trinity Re	64.574.128	100.965.620	249.748.159	231.449.489	306.558.248	61.881.287	96.696.825	234.871.443	223.160.067	291.448.638	2.692.840	4.268.798	14.876.716	8.289.422	15.109.610
45	PT United Pialang Reasuransi*)	796.690	1.279.892	1.214.827	1.686.099	-	-	-	-	488.586	-	796.690	1.279.892	1.214.827	1.197.513	-
46	PT Willis Reinsurance Broker***)					-					-					-
	JUMLAH / SUBTOTAL	**524.410.259**	**824.548.247**	**1.275.544.214**	**1.466.675.748**	**1.986.262.017**	**392.465.595**	**651.692.036**	**1.040.373.373**	**1.182.934.901**	**1.644.199.079**	**131.944.657**	**172.856.215**	**235.170.843**	**283.740.847**	**342.062.938**
	JUMLAH SELURUHNYA / GRAND TOTAL	**4.244.537.602**	**5.558.857.677**	**6.782.669.726**	**6.834.821.375**	**8.106.671.965**	**3.009.844.857**	**3.989.543.602**	**4.892.074.487**	**4.587.382.006**	**5.779.217.784**	**1.234.692.709**	**1.555.413.468**	**1.890.595.252**	**2.247.439.369**	**2.327.454.181**

*) Tidak menyampaikan Laporan/*Have Not Submitted Annual Report*
**) Izin Usaha telah dicabut/*Licenses have been revoked*
***) Pemberian Izin Usaha Tahun 2017/*New licence at the end 2017*

OJK OTORITAS JASA KEUANGAN

USAHA PIALANG ASURANSI DAN REASURANSI
INSURANCE AND REINSURANCE BROKERAGE

TABEL : 7.6 / *TABLE : 7.6*
LABA (RUGI) TAHUN 2013 - TAHUN 2017
PROFIT (LOSS) IN 2013 - 2017

Dalam Ribuan Rupiah
In Thousand Rupiah

NO.	NAMA PERUSAHAAN *NAME OF COMPANIES*	PENDAPATAN *INCOMES*					BIAYA-BIAYA *EXPENSES*					LABA (RUGI) *PROFIT (LOSS)*				
		2013	2014	2015	2016	2017	2013	2014	2015	2016	2017	2013	2014	2015	2016	2017
(1)	(2)	(3)	(4)	(5)	(6)	(7)	(8)	(9)	(10)	(11)	(12)	(13)	(14)	(15)	(16)	(17)
	PERUSAHAAN PIALANG ASURANSI SWASTA NASIONAL															
	NATIONAL PRIVATE INSURANCE BROKERS															
1	PT AA Pialang Asuransi	2.471.174	9.052.153	5.085.515	7.925.638	4.455.349	2.958.639	6.126.251	4.132.336	6.640.217	5.368.576	(487.465)	1.687.544	776.335	1.167.164	(1.110.856)
2	PT Abadi Proteksindo Artha	457.308	1.002.157	870.362	177.614	551.408	441.070	1.025.079	800.518	529.483	519.857	16.238	(22.922)	69.844	(351.869)	31.551
3	PT Adi Antara Asia	7.144.752	9.975.320	13.143.769	14.524.433	10.899.141	6.796.448	8.403.836	8.506.428	7.546.372	7.696.549	348.304	1.483.690	4.637.341	5.564.785	2.457.538
4	PT Adikara Mitra Sampuma			-	2.316.690	1.160.554			-	1.155.001	1.155.533			-	1.137.732	(6.302)
5	PT Adonai Pialang Asuransi	1.375.607	4.691.002	21.127.904	28.480.432	35.088.690	987.956	2.547.638	12.757.040	20.319.881	23.152.953	387.651	2.143.364	8.370.865	8.159.915	8.947.587
6	PT Advis Terapan Proteksindo	3.990.631	3.564.887	6.226.438	2.046.225	18.668.265	3.640.370	3.242.305	6.096.567	2.819.118	18.759.547	350.261	295.880	69.691	(778.643)	(91.282)
7	PT Aigra Insurance Brokers	418.825	605.819	1.168.368	815.962	717.753	363.737	542.914	1.091.853	765.261	682.242	55.088	55.064	64.831	42.541	28.339
8	PT Alih Risiko Makna Sejahtera	-	3.355.985	3.068.268	-	1.729.826	-	2.811.098	3.084.906	-	955.465	-	511.327	(49.571)	-	757.062
9	PT Andika Mitra Sejati	-	2.566.712	2.986.689	3.679.833	6.199.125	-	2.196.917	2.590.437	3.245.942	5.577.710	-	344.139	366.399	397.236	559.533
10	PT Andromeda Internationa**)	15.229	-	-	-		293.988	168.208	-	-	-	(278.759)	(168.208)	-	-	
11	PT Antara Intermediary Indonesia	5.167.918	5.502.318	7.417.589	6.805.299	9.611.617	4.067.530	4.699.345	6.062.231	5.843.274	7.419.521	1.100.388	749.602	1.127.647	704.919	1.850.863
12	PT Anugerah Bersama Berkah Abadi	3.446.962	2.641.033	4.483.188	4.165.385	3.245.205	3.352.216	2.597.525	2.858.380	3.694.439	3.178.275	94.746	17.126	1.579.976	429.353	34.500
13	PT Anugrah Atma Adiguna	88.722	31.631	35.104	132.771	79.257	260.227	315.561	375.100	275.086	323.745	(171.505)	(283.930)	(339.996)	(135.885)	(244.488)
14	PT Anugrah Medal Broker	654.548	1.106.978	1.392.679	566.143	314.116	756.183	964.474	1.500.519	535.993	726.274	(101.634)	142.504	(107.840)	30.150	(412.157)
15	PT Artha Bina Bhayangkara			957.621	2.585.921	3.944.516			1.426.290	2.388.088	3.100.467			(468.669)	102.121	746.569
16	PT Artha Raharja	1.882.725	1.967.786	1.885.887	2.069.625	2.983.741	1.495.636	1.719.840	1.754.200	1.778.082	2.282.991	387.089	214.145	112.985	271.106	670.397
17	PT Asia Finance Risk	543.695	1.402.086	14.693.981	2.290.761	3.285.755	547.927	1.328.735	13.552.336	3.782.229	1.626.010	(4.232)	59.330	902.128	(1.491.468)	1.609.254
18	PT Asia International Insurance Brokers	264.273	198.340	147.984	179.438	291.519	258.009	186.321	141.300	173.643	210.869	6.264	10.517	5.848	5.071	70.569
19	PT Asia Pacific Insurance Broker			-	388.618	1.034.475			-	1.219.622	1.735.807			-	(833.373)	(701.332)
20	PT Asta Kanti	3.598.638	3.561.853	3.745.525	4.206.188	4.991.542	3.165.092	3.013.182	3.188.962	3.690.174	4.494.429	433.546	513.052	525.601	486.578	465.082
21	PT Asyki Sarana Sejahtera		1.011.315	2.141.138	3.547.466	5.010.126		814.403	1.602.722	2.995.077	4.672.209		186.799	517.005	516.913	288.517
22	PT Axle Asia	19.055.836	20.583.688	23.968.298	18.351.103	14.698.827	16.253.488	19.571.142	23.804.732	18.206.106	17.889.042	2.802.348	694.512	7.563	43.908	(3.496.447)
23	PT Bahtera Mitra Jasa	739.249	786.357	953.687	1.233.991	935.396	680.627	735.875	881.406	1.305.747	889.869	58.622	42.825	63.245	(84.050)	36.500
24	PT Bahtera Wahana Tritata			283.521	396.087	223.422			227.709	636.255	666.467			50.756	(240.167)	(443.044)
25	PT Barron Pandu Abadi		-	46.776	-	3.870.814		64.600	897.581	1.245.801	3.350.426		(64.600)	(850.805)	(1.015.997)	481.999
26	PT Bastama Mitra Persada				2.841.578	4.772.536				2.386.038	4.170.577				427.125	601.959
27	PT Best Proteksi Indonesia	41.762	448.436	1.661.734	1.530.003	1.011.121	234.882	385.918	1.427.259	1.485.278	1.253.617	(193.120)	59.018	219.205	29.750	(252.538)
28	PT BGIB Insurance Broker	10.349.819	10.260.574	10.998.769	10.872.475	11.794.786	9.271.221	8.954.346	9.583.034	9.163.251	9.903.326	1.078.598	1.087.796	1.149.236	1.427.235	1.596.383
29	PT Bhineka Cipta Lestari	701.144	909.931	847.403	1.151.924	1.206.896	509.871	432.511	759.467	1.105.215	968.286	191.273	468.238	80.610	36.809	227.659
30	PT Bina Dana Sejahtera	2.782.983	3.815.916	3.642.021	5.412.200	10.487.828	2.590.175	3.428.899	3.426.708	4.650.721	8.389.116	192.808	323.213	178.893	710.859	1.617.694
31	PT Bina Kridatama Nusantara	6.143.012	5.033.805	4.307.193	2.791.372	2.608.406	4.456.674	4.600.785	4.567.495	2.995.353	3.117.454	1.686.339	433.020	(260.302)	(508.866)	(509.048)
32	PT Bina Murindo Insurance Broker**)	-	-	-			-	-	-			-	-			
33	PT Binasentra Puma	91.042.797	84.790.484	93.646.641	87.139.940	90.301.697	57.739.253	42.881.590	47.935.077	49.817.036	52.621.931	33.303.544	29.215.828	32.976.447	28.178.467	29.468.650
34	PT Bintang Jasa Selaras Insurance Brokers		-	104.204	-	94.374		-	907.958	-	66.685		-	(803.754)	-	27.689
35	PT Brilliant Insurance Brokers	718.970	1.050.994	3.431.136	1.968.739	2.253.556	699.682	471.310	1.966.840	1.273.748	1.737.203	19.288	593.870	1.429.985	675.811	516.353
36	PT Bringin Sejahtera Makmur	34.800.694	23.962.525	34.851.820	31.284.916	34.478.065	21.224.200	15.797.008	21.392.201	22.813.298	22.916.518	13.576.494	6.103.400	9.833.280	6.165.494	8.119.091
37	PT Brocade Insurance Broker	7.474.254	6.407.045	7.625.007	8.143.863	11.519.068	7.342.082	6.231.855	6.832.649	7.238.386	6.834.535	132.172	175.190	792.358	905.477	4.684.533
38	PT Buana Jasa Pratama	4.088.492	5.076.778	4.078.101	2.271.489	3.414.232	4.562.065	5.378.529	3.963.275	2.688.668	3.413.229	(473.573)	(350.392)	30.833	(439.661)	(9.050)
39	PT Buana Lintas Persada**)	1.287.874	-	-			1.283.413	-	-			4.461	-			
40	PT Bumi Insurance Brokers	1.759.443	1.813.537	1.402.868	11.462.370	5.974.110	1.865.161	1.848.895	2.088.190	8.355.664	5.407.154	(105.718)	(115.663)	(361.461)	1.764.915	387.387
41	PT Caraka Mulia	8.386.482	10.810.425	15.690.250	19.697.169	15.103.867	7.147.292	8.378.620	11.886.576	14.196.679	13.673.659	1.239.190	2.052.716	2.866.660	3.798.256	1.115.433
42	PT Central Antar Jasa	764.413	1.006.158	2.119.534	845.738	847.137	746.164	757.665	982.118	930.237	913.538	18.249	248.493	1.064.573	(142.471)	(66.400)
43	PT Cipta Integra Duta	21.740.239	23.937.843	22.649.325	23.288.486	21.123.056	17.914.303	18.411.992	17.700.989	19.566.271	18.549.517	3.825.936	4.556.255	3.948.408	4.661.347	1.890.629
44	PT Cipta Uni Jasa**)	3.823.524	3.143.443	3.373.939	-		3.648.857	2.973.753	3.344.048	-		174.667	138.256	62.219	-	
45	PT Dharma Honoris Raksa Pratama	9.248.165	8.200.641	6.792.668	6.212.269	5.680.236	8.244.167	7.285.121	6.227.283	5.932.223	5.271.873	1.003.998	735.464	312.614	81.844	217.626
46	PT Dinamika Prima Servitama	1.985.432	9.815.413	9.292.229	9.868.220	8.533.845	1.467.281	8.882.392	7.853.015	9.548.949	7.160.650	518.151	688.051	1.127.042	796.441	1.373.195
47	PT Dinda Pradana Insurance Broker	2.352.195	2.352.195	1.793.919	1.831.097	1.579.085	1.770.442	1.704.643	1.740.384	1.720.231	2.050.436	581.752	572.775	36.093	99.169	(471.351)
48	PT Dritama Brokerindo	2.583.428	2.716.787	2.286.985	1.742.989	2.542.666	1.765.284	1.842.977	1.711.787	1.976.434	2.736.943	818.144	873.810	575.198	31.352	(194.277)

NO.	NAMA PERUSAHAAN *NAME OF COMPANIES*	PENDAPATAN *INCOMES*					BIAYA-BIAYA *EXPENSES*					LABA (RUGI) *PROFIT (LOSS)*				
		2013	2014	2015	2016	2017	2013	2014	2015	2016	2017	2013	2014	2015	2016	2017
(1)	(2)	(3)	(4)	(5)	(6)	(7)	(8)	(9)	(10)	(11)	(12)	(13)	(14)	(15)	(16)	(17)
49	PT Duta Inti Varia			87.969	389.378	516.076			285.348	366.094	238.604			(197.379)	11.783	272.764
50	PT Duta Semesta Raya	29.914.796	37.171.593	44.698.822	41.538.982	47.843.813	17.735.476	18.979.367	25.247.013	408.749	29.226.204	12.179.320	13.634.831	14.789.633	9.363.644	13.310.105
51	PT Estika Jasatama	14.162.884	20.782.166	23.740.913	20.162.874	21.644.276	11.166.733	12.913.183	15.502.195	15.844.287	16.757.002	2.996.151	6.206.083	6.357.446	3.507.557	3.833.417
52	PT Experta Jamin Lindung Kencana*)	12.969	110.195	57.500	83.540	-	(3.927)	103.535	47.858	69.494	-	16.896	6.660	9.642	19.015	-
53	PT Felima Orient Pacific	317.511	134.262	4.849	107	-	1.061.111	1.105.950	1.100.219	1.003.805	557.662	(743.600)	(971.688)	(1.095.370)	(1.003.805)	(557.662)
54	PT Fistlight Indonesia Insurance Brokers	1.621.581	2.920.573	2.753.525	2.731.585	2.530.537	1.499.547	2.392.860	2.295.009	2.529.127	2.210.762	122.034	527.713	458.516	202.458	319.775
55	PT Fokus Solusi Proteksi		-	1.858.759	1.072.396	895.452		-	1.245.463	1.173.745	761.941		-	613.296	(101.348)	133.511
56	PT Fred Marius Sabini Insurance Broker	4.030.578	6.670.353	7.087.879	9.117.553	9.902.952	3.800.652	5.924.311	6.893.185	8.326.853	9.378.086	229.927	497.706	6.477	602.068	215.287
57	PT Fresnel Perdana Mandiri	16.187.815	18.960.777	20.620.142	23.707.337	29.133.560	15.664.208	15.253.291	18.439.772	21.032.965	27.584.239	523.607	2.749.812	1.344.758	1.512.324	487.429
58	PT Futura Finansial Prosperindo			3.821	24.295	19.531			257.201	147.894	107.817			(253.380)	(123.599)	(88.285)
59	PT Gelora Karya Jasatama*)	6.295.957	9.062.928	15.962.254	4.808.680	-	6.182.922	8.689.191	16.479.592	7.488.553	-	113.035	317.801	630.548	(2.679.873)	-
60	PT Global Insurance Broker	1.385.487	1.972.827	2.172.126	2.568.424	1.772.957	(1.316.319)	1.883.147	2.052.658	2.642.662	2.786.401	2.701.806	72.024	100.190	(98.418)	(1.028.212)
61	PT Global Risk Management	1.511.347	1.442.381	1.014.816	526.670	84.956	1.512.350	1.348.015	1.823.790	1.824.564	1.610.714	(1.003)	104.781	(811.359)	(1.291.181)	(1.517.297)
62	PT Grasia Media Utama	-	-	-	248.661	114.796	261.377	132.623	740.589	168.743	40.685	(261.377)	(132.623)	(740.589)	79.918	74.111
63	PT Griya Proteksi Nusantara	1.942.398	1.174.401	1.321	685.335	851.470	1.972.659	1.655.608	25.307	665.955	789.659	(30.261)	(481.207)	(23.986)	14.321	53.330
64	PT Hagati Brokerindo	1.818.062	1.627.447	1.298.758	969.162	936.737	1.183.444	1.115.677	1.168.290	934.749	840.832	634.619	495.574	117.511	14.966	86.565
65	PT IB Insurance Broking	287.014	1.265.908	1.830.808	1.682.304	413.649	270.146	1.253.299	1.512.314	1.333.938	520.602	16.868	10.682	276.184	304.562	(106.953)
66	PT IBS Insurance Broking Service	65.100.696	79.870.644	93.852.116	120.046.029	148.975.952	127.024.225	59.127.107	63.799.886	67.271.017	71.501.763	(61.923.529)	15.226.700	24.149.426	44.689.431	65.076.704
67	PT Indomobil Insurance Consultant	3.607.829	5.480.833	6.545.917	5.448.888	5.055.866	2.029.510	2.165.109	2.509.279	2.931.679	2.726.671	1.578.319	3.264.075	3.558.811	2.296.787	2.302.369
68	PT Indonesia Insurance Brokers	204.318	473.660	626.572	793.622	549.415	202.134	462.843	558.866	630.668	575.015	2.184	10.817	67.706	51.012	(25.599)
69	PT Indosurance Broker Utama	40.767.850	68.946.536	68.160.064	64.133.831	95.448.346	32.210.220	34.134.801	43.652.207	37.769.998	46.076.074	8.557.629	29.594.028	17.755.226	19.551.833	43.913.137
70	PT Insco Multi Pratama	8.258.614	6.838.885	7.850.631	4.953.606	1.174.357	7.834.857	6.144.438	7.197.193	5.450.573	2.338.515	423.757	602.560	550.878	(465.004)	(1.164.159)
71	PT Insurance Broker Consultant International*)	942.230	1.166.789	1.215.560	1.389.346	-	1.037.528	1.171.838	1.065.796	1.498.012	-	(95.298)	(5.049)	137.830	(122.461)	-
72	PT Cahaya Mitra Satya Bersama Pialang Asuransi d/h PT Inter Rajasa Putra*)	852.412	1.850.346	1.434.238	111.506	-	805.400	1.791.511	1.495.930	363.612	-	47.012	41.807	(74.066)	(253.721)	-
73	PT Intercoastal Indonesia	1.344.081	7.657.649	4.158.274	3.124.006	2.130.462	1.313.384	7.632.155	3.789.451	3.430.380	2.289.889	30.697	8.702	327.907	(337.615)	(181.221)
74	PT Interjasa Kreasi Brokerindo	-	1.541.778	3.099.961	4.774.044	4.430.031	-	1.324.200	2.503.507	4.569.835	4.387.462	-	189.625	565.381	156.751	(828)
75	PT Istpro Inti Nusa	981.351	1.220.641	2.417.679	3.162.532	2.371.801	938.473	1.168.828	1.870.890	2.328.409	2.249.944	42.878	51.813	522.683	622.281	101.273
76	PT Jakarta Inti Bersama			19.064	997.085	992.078			626.344	1.246.861	940.067			(607.280)	(259.743)	42.101
77	PT Jasa Advisindo Sejahtera	37.865	438.684	1.333.766	2.274.221	2.533.538	545.156	420.813	1.283.628	1.936.455	2.481.067	(507.291)	17.871	50.138	340.375	52.471
78	PT Java Insurance Brokers	2.993.464	1.751.638	3.902.993	-	-	2.425.664	2.022.888	3.172.915	-	-	567.800	(279.588)	701.040	-	-
79	PT Jaya Proteksindo Sakti	9.430.509	11.496.043	11.835.710	12.619.371	15.473.628	8.384.392	8.608.075	10.639.135	12.229.483	13.628.175	1.046.117	2.364.791	977.308	70.576	1.407.893
80	PT Jets Indonesia	-	2.196.575	3.300.779	3.543.947	2.641.593	-	4.252.742	4.408.908	4.577.909	3.367.259	-	(2.056.167)	(1.108.129)	(1.033.962)	(725.666)
81	PT Jupiter Insurance Broker and Consultant	1.634.385	1.794.022	1.903.288	2.184.561	2.354.211	1.452.377	1.468.146	1.598.361	1.828.776	1.911.666	182.008	279.031	287.655	336.517	419.896
82	PT Kali Besar Raya Utama	111.068.737	149.119.736	175.975.418	150.474.969	229.584.316	85.143.713	73.137.010	88.024.575	140.939.185	143.022.826	25.925.024	58.165.005	67.991.222	22.027.365	73.614.458
83	PT Kantata Mitra Jamindo		110.034	190.353	117.795	42.621		412.357	853.986	602.140	240.984		(302.323)	(663.633)	(484.346)	(198.362)
84	PT Krida Upaya Tunggal	10.932.246	13.897.903	16.124.163	14.736.872	15.386.514	9.381.576	11.412.833	13.821.786	13.357.995	13.568.079	1.550.670	1.946.188	1.647.885	1.118.056	1.468.468
85	PT Laren Insurance Broker	502.151	272.431	227.248	614.242	257.059	488.901	265.674	217.536	611.745	216.198	13.250	4.114	7.637	2.497	38.293
86	PT Lead Insurance Brokers*)	704.096	501.952	320.862	259.653	-	650.140	402.898	324.113	276.811	-	53.956	99.054	(3.251)	(17.158)	-
87	PT Legowo			46.369	220.675	1.666.651			870.010	415.724	1.012.437			(823.835)	(190.416)	637.548
88	PT Lestari Cipta Hokindo				-	1.597.359				-	1.902.499				-	(320.950)
89	PT Liberty & General Risk Service	3.388.900	5.851.021	5.176.260	6.149.019	7.160.550	3.346.358	3.908.951	6.794.917	5.781.122	7.122.912	42.542	1.938.175	(1.641.816)	263.681	(18.273)
90	PT Lidean Pialang Asuransi	1.849.826	3.275.221	3.478.083	2.944.659	2.759.615	1.715.847	2.714.961	2.844.877	3.143.879	2.673.002	133.979	492.427	556.953	(222.281)	62.681
91	PT Lumbung Sari	4.420.668	5.941.052	9.772.915	7.553.645	7.117.344	3.505.694	4.317.977	5.050.192	5.210.193	6.436.486	914.974	1.619.013	4.140.411	2.155.779	749.486
92	PT Madani Karsa Mandiri**)	9.875.374	13.848.060	-	-		9.664.081	14.202.228	-	-		211.293	(354.168)	-	-	-
93	PT Magnus Mitra Sejahtera	2.026.562	4.014.138	3.961.688	6.290.617	6.142.537	2.174.234	3.238.284	3.317.745	5.554.471	5.470.283	(147.672)	645.246	512.417	621.047	557.196
94	PT Maju Anugerah Proteksi	1.101.987	1.068.082	279.305	311.661	276.633	470.596	453.925	335.143	275.880	246.831	631.391	614.157	(55.838)	35.781	29.802
95	PT Makna Mandiri Insurance Broker**)	-	-	-	-	-	-	-	-	-	-	-	(88)	-	-	-
96	PT Manggala Artha Sejahtera	2.640.841	3.156.910	2.303.542	3.079.762	1.799.832	2.629.153	2.964.533	1.917.953	2.642.644	1.543.160	11.688	192.377	385.588	437.118	135.833
97	PT Manunggal Bhakti Suci	4.004.209	3.609.461	3.437.138	3.120.736	4.314.148	3.676.900	3.488.217	5.493.345	3.864.453	4.171.228	327.309	106.089	(2.056.207)	(3.671.257)	142.920
98	PT Megah Putra Manunggal	11.219.612	8.215.124	15.387.740	7.494.792	7.934.953	2.106.811	2.533.333	2.339.891	2.879.814	2.309.972	9.112.801	5.681.791	12.634.053	4.567.493	5.589.205
99	PT Metropolitan Krida Jaya**)	-	-	-	-	-	-	-	-	-	-	-	-	-	-	-
100	PT Mitra Cipta Proteksindo	-	5.492.688	6.728.431	6.212.435	8.371.578	-	3.328.114	3.382.135	3.541.604	5.628.610	-	2.113.853	2.880.503	2.206.056	2.185.919
101	PT Mitra Dhana Atmharaksha	6.146.583	10.573.359	10.193.058	10.444.723	12.817.086	6.024.124	10.220.393	9.599.513	9.838.414	12.104.630	122.459	122.009	154.427	384.437	420.972
102	PT Mitra Harmoni Insurance Broker	8.634.957	10.689.046	12.175.298	11.139.338	10.089.488	5.989.923	6.942.976	7.560.904	8.584.507	8.467.544	2.645.034	3.112.143	3.707.532	2.263.351	1.258.527
103	PT Mitra Ibisnis Terapan	-	-	-	266.500	2.369.063	-	-	-	1.579.467	3.117.392	-	-	-	(1.312.967)	(748.330)
104	PT Mitra Iswara & Rorimpandey	66.006.745	136.428.663	143.893.771	147.206.305	171.609.832	38.753.643	82.326.982	52.836.654	67.437.407	74.426.782	27.253.102	41.465.068	69.159.190	60.705.120	74.135.564
105	PT Mitra Jasa Pratama	849.448	1.091.512	847.227	308.293	1.554.823	1.239.998	1.061.971	863.956	623.340	2.840.210	(390.550)	29.541	(16.729)	(315.047)	(1.285.387)
106	PT Mitra Proteksi Madani	-	-	2.976.680	10.113.612	12.703.433	-	-	1.807.023	3.806.561	10.595.959	-	-	1.025.322	1.873.083	1.196.022
107	PT Mitra Sentosa Paramaabadi	80.626	680.517	601.605	545.155	377.408	228.867	526.000	1.025.124	802.756	589.428	(148.241)	147.918	(428.568)	(263.040)	(215.760)
108	PT Birama Inter Global Broker Asuransi d/h PT Mitra Sinergi Proteksindo	1.554.494	764.584	1.449.651	1.158.101	224.931	1.554.336	896.704	1.364.312	1.274.978	613.659	158	(132.120)	71.475	(126.315)	(390.975)
109	PT Mitramandiri Pialang Asuransi	367.148	485.853	1.040.400	1.104.926	1.281.631	409.074	430.167	682.435	1.000.034	1.265.556	(41.926)	51.061	348.757	94.090	3.426
110	PT Multi Artha Insurance Brokers*)	16.419.072	18.756.311	16.121.599	11.125.123	-	15.840.288	18.523.799	15.881.362	12.800.907	-	578.784	106.682	180.748	(1.675.784)	-

NO.	NAMA PERUSAHAAN *NAME OF COMPANIES*	PENDAPATAN *INCOMES*					BIAYA-BIAYA *EXPENSES*					LABA (RUGI) *PROFIT (LOSS)*				
		2013	2014	2015	2016	2017	2013	2014	2015	2016	2017	2013	2014	2015	2016	2017
(1)	(2)	(3)	(4)	(5)	(6)	(7)	(8)	(9)	(10)	(11)	(12)	(13)	(14)	(15)	(16)	(17)
111	PT Multi Asih Pratama	4.726.515	5.738.018	8.096.771	13.458.545	13.381.932	3.507.662	4.265.851	6.232.497	9.518.602	8.762.808	1.218.853	1.115.317	-	3.020.217	3.515.632
112	PT Multiniaga Intermedia Proteksi	1.527.856	1.519.969	2.744.493	4.056.547	8.155.761	1.521.718	1.515.388	2.682.686	3.988.300	7.361.452	6.138	4.581	34.362	29.068	65.064
113	PT Munich Lloyd International Brokers	1.215.889	2.135.282	2.219.759	2.458.728	2.120.845	959.940	1.939.023	1.942.483	2.329.466	2.569.583	255.949	196.259	277.276	129.261	(448.738)
114	PT Nadi Jasa Pratama**)	240.790	151.213	-	-	-	227.369	147.658	-	8.514.797	-	13.422	3.555	-	(67.889)	-
115	PT National Insurance Brokers	10.005.540	8.628.251	12.119.210	11.970.256	4.779.630	9.046.739	7.254.049	10.559.483	10.396.201	4.203.550	958.801	1.063.242	1.181.088	1.189.497	428.383
116	PT Nugraha Perkasa Mandiri	455.468	635.103	836.007	1.181.011	1.646.033	952.794	437.838	753.530	826.176	1.119.637	(497.326)	191.249	74.412	342.597	508.188
117	PT Nusadua Pialang Asuransi*)	61.186	82.499	-	-	-	105.662	82.342	-	146	-	(44.476)	157	-	110	-
118	PT Nusantara Insurance Broker & Consultant	9.125.016	5.959.256	3.736.252	2.963.453	4.973.971	8.989.349	5.817.345	3.538.204	2.781.866	3.654.581	135.667	95.283	198.048	181.587	1.319.390
119	PT Pacific Indonesia Berjaya	9.656.173	13.604.113	15.563.195	13.595.508	13.935.421	8.102.713	11.582.227	13.983.839	12.209.935	13.105.609	1.553.460	2.021.886	1.579.356	1.081.993	512.570
120	PT PAIB Indonesia	753.485	3.729.471	4.200.833	4.233.318	5.619.369	4.283.952	5.813.129	4.972.908	5.029.485	5.577.165	(3.530.467)	(2.083.658)	(772.075)	(796.167)	42.203
121	PT Paladin International**)	-	-	-	-	-	-	-	-	-	-	-	-	-	-	-
122	PT Partnerindo Inti Cipta	4.084.276	3.397.420	3.089.440	2.139.397	1.922.923	3.493.461	3.162.068	2.647.515	2.426.778	2.349.759	590.815	235.352	441.925	(287.381)	(426.837)
123	PT Pasindo Utama**)	233.745	142.450	186.990	-	-	221.047	143.570	322.104	-	-	12.698	(1.120)	(135.114)	-	-
124	PT Pegasus Insurindo*)	529.020	666.218	1.044.663	1.555.346	-	555.674	556.686	942.879	686.263	-	(26.654)	95.889	89.246	760.708	-
125	PT Penta Pro Indonesia**)	-	-	-	-	-	-	-	-	-	-	-	-	-	-	-
126	PT Perdana Wahana Sentosa	1.804.304	2.039.766	243.057	8.919.645	13.109.454	2.049.485	2.432.876	1.406.160	8.281.338	12.516.895	(245.181)	(393.110)	(1.163.103)	549.593	457.542
127	PT Perisai Bhakti Rahardjo	876.575	1.022.972	754.286	858.569	806.031	846.856	981.965	718.573	811.581	696.436	29.719	29.291	28.171	38.403	109.595
128	PT Perisai Indonesia**)	1.579.417	1.632.899	-	-	-	1.052.118	1.090.236	-	-	-	527.299	474.831	-	-	-
129	PT Pertani Sejahtera**)	836.749	-	-	-	-	492.859	-	-	-	-	343.891	-	-	-	-
130	PT Pilar Mitra Proteksi	-	-	-	89.500	1.004.094	-	-	-	83.485	931.726	-	-	-	5.120	62.337
131	PT Premier Investama Bersama	568.468	418.361	445.625	390.798	1.704.552	561.200	434.979	388.423	586.826	1.581.820	7.268	(20.801)	52.745	(202.265)	105.781
132	PT Prioritas Pialang Asuransi	-	-	309.469	402.152	1.850.300	-	-	797.743	556.776	1.537.898			(488.275)	(154.623)	293.976
133	PT ProAsia Broker Asuransi	1.476.807	1.116.042	1.368.445	2.489.789	1.877.646	1.421.832	1.063.142	1.347.865	2.449.962	1.774.173	54.975	35.317	7.712	29.766	78.367
134	PT Proteksi Antar Nusa	10.118.141	9.147.381	10.930.256	20.609.456	28.893.063	9.400.992	8.780.332	9.366.763	19.150.619	27.753.697	717.149	211.372	1.563.493	1.150.782	768.851
135	PT Proteksi Indonesia	-	-	2.374.091	2.383.965	2.226.646	-	-	2.110.054	2.205.469	2.198.472	-	-	241.063	154.871	28.174
136	PT Proteksi Jaya Mandiri	405.763	516.194	4.051.233	20.336.577	32.555.811	637.451	465.023	2.872.502	17.723.597	29.310.185	(231.688)	51.171	1.108.031	2.056.139	1.990.276
137	PT Proteksi Pradana	1.086.000	1.624.581	1.815.139	973.151	151.379	937.011	1.521.174	1.726.991	833.932	128.902	148.989	87.162	70.245	129.541	21.021
138	PT Proteksindo Broker Asuransi	2.215.859	3.082.036	3.004.549	1.779.013	4.031.233	1.952.499	2.745.760	2.781.852	2.356.810	3.393.070	263.360	336.276	222.697	(577.797)	638.163
139	PT Rajawali Insurance Brokers	2.907.432	3.065.026	3.382.891	2.773.399	2.686.659	1.700.261	1.553.792	1.533.147	1.720.731	2.413.412	1.207.171	1.347.986	1.644.471	836.871	249.951
140	PT Rajawali Pialang Asuransi	3.254.366	4.050.233	4.523.202	4.525.840	4.544.150	2.696.205	3.263.989	4.141.474	4.384.556	4.780.877	558.160	783.768	338.260	98.372	(236.727)
141	PT Rama Mitra Jasa*)	12.173.496	13.732.200	13.965.386	1.816.019	-	11.659.276	12.826.111	13.400.015	1.649.657	-	514.220	560.358	219.517	49.761	-
142	PT Ria Pratama Mega Sejahtera	-	-	254.823	1.009.138	1.527.918	-	-	231.789	207.451	1.095.949	-	-	17.905	60.292	405.979
143	PT Rimas Proteksindo Utama	-	182.990	313.269	427.423	648.923	-	395.804	858.005	1.280.642	621.762	-	(212.814)	(544.736)	(856.539)	20.706
144	PT Royal Imperium Broker Services**)	656.497	646.196	331.654	-	-	572.723	622.875	571.466	-	-	83.774	13.504	(243.128)	-	-
145	PT Safe Insurance Brokers	152.262	147.909	4.872.200	30.761.386	56.157.396	648.823	501.638	4.757.157	26.077.059	49.494.103	(496.561)	(353.729)	66.413	3.644.374	4.950.135
146	PT Saksama Arta	3.974.251	3.899.968	4.793.713	2.246.652	1.872.639	2.287.436	2.225.551	3.629.918	4.191.986	5.155.974	1.686.815	1.639.803	1.122.832	(1.966.215)	(3.301.159)
147	PT Salvus Inti	4.058	3.592.445	3.419.808	4.371.935	8.847.223	132.796	3.681.169	3.256.413	3.806.272	3.612.582	(128.738)	(88.724)	129.197	524.085	5.148.949
148	PT Sapta Miles Indonesia**)	-	2.293.322	2.158.498	-	-	-	1.846.691	1.772.740	1.834.859	-	-	446.631	385.757	(1.834.859)	-
149	PT Sarana Janesia Utama	44.109.772	47.337.842	55.478.899	61.099.793	47.826.817	39.859.854	41.409.646	50.044.270	55.541.623	40.765.818	4.249.918	3.114.001	2.438.377	2.539.858	2.557.352
150	PT Sathya Wahana Indonesia	3.392.333	5.325.897	8.879.680	5.377.334	4.694.556	2.684.775	3.706.092	6.620.713	6.513.929	6.033.832	707.558	1.383.509	1.790.727	(1.426.180)	(1.706.622)
151	PT Sedana Pasifik Servistama	13.677.420	21.906.601	23.637.063	22.833.911	26.127.638	13.292.295	19.138.192	20.173.507	20.129.641	23.534.443	385.125	2.768.409	2.404.863	1.786.992	1.729.843
152	PT Sentana Mitra Kualita	3.236.817	2.796.130	2.763.542	3.110.040	1.991.840	2.385.757	2.583.753	2.597.919	2.856.496	1.942.996	851.060	185.830	144.921	246.352	48.844
153	PT Shinta Inserve	2.519.872	2.282.871	3.017.605	2.763.373	3.631.922	2.206.018	2.167.810	2.234.997	2.351.878	3.176.121	313.854	89.110	782.608	411.495	455.801
154	PT Siar Perdana Asuransi*)	954.217	944.911	828.182	725.100	-	1.016.742	918.689	815.189	648.211	-	(62.525)	3.231	7.811	2.348	-
155	PT Sinergi Adi Utama	383.296	631.592	1.159.060	1.161.201	1.402.635	393.705	605.569	1.135.756	1.085.710	1.102.410	(10.409)	26.023	11.726	61.751	286.208
156	PT Sinergi Mitratama Proteksi	527.044	788.372	2.026.535	1.413.434	3.377.574	439.173	755.716	1.878.287	3.926.078	4.724.052	87.871	24.791	128.472	(2.526.633)	(1.378.180)
157	PT Sino Palapa Insurance Brokers	1.114.228	1.882.723	3.853.203	3.766.501	2.642.747	1.690.549	1.918.339	3.462.462	3.113.141	2.661.566	(576.321)	(35.616)	390.741	653.361	(18.820)
158	PT Sukses Utama Sejahtera		-	29.950	3.010.612	3.606.204	-	-	99.975	2.737.001	3.557.998	0	-	(70.025)	244.775	12.263
159	PT Swadharma Jasa Pialang Asuransi		-	-	304.157	1.759.654	-	-	-	304.157	1.175.937	-	-	-	-	542.775
160	PT Taawun Indonesia Sejahtera		-	82.427	185.048	547.896	-	-	233.022	544.233	513.088	-	-	(150.595)	(248.269)	31.005
161	PT Talisman Insurance Brokers	40.413.046	47.589.128	57.539.920	62.525.976	58.167.063	35.346.309	40.448.429	48.685.902	53.343.991	49.313.316	5.066.737	5.419.853	11.049.158	7.012.991	6.405.859
162	PT Terraspan Indonesia**)	230.961	-	-	-	-	233.321	-	-	-	-	(2.360)	(21.890)	-	-	-
163	PT Tigara Mitra Sejahtera	79.158	100.087	350.885	95.631	116.485	74.043	95.953	331.476	44.631	429.975	5.115	4.046	14.325	51.000	(313.490)
164	PT Tri Dharma Proteksi	5.735.947	8.670.741	10.376.335	19.836.947	16.157.111	4.620.260	7.279.582	8.797.021	19.200.956	15.975.396	1.115.687	1.391.159	1.579.314	(162.752)	181.716
165	PT Trust Insurance Broker*)	377.303	525.035	540.205	355.334	-	834.181	512.319	524.463	351.282	-	(456.878)	12.716	15.742	4.052	-
166	PT Tugu Insurance Brokers	12.762.518	14.709.954	17.808.707	16.381.428	16.669.509	9.268.208	9.612.947	13.187.493	12.942.541	13.105.262	3.494.310	4.051.013	3.701.630	2.521.734	2.758.225
167	PT United Insurance Services*)	11.344.988	17.308.981	15.741.121	12.916.276	-	13.821.874	15.403.518	20.491.132	17.294.827	-	(2.476.886)	1.905.463	(4.750.011)	(4.378.551)	-
168	PT Vega Prima Insurindo*)	1.191.388	1.206.002	1.256.064	1.278.211	-	719.987	927.285	980.834	1.211.860	-	471.401	253.685	234.429	38.860	-
169	PT Visi Bersama Serantau	1.157.577	1.362.357	1.618.398	313.218	509.553	1.011.527	1.114.710	1.473.984	1.258.497	802.527	146.050	194.072	95.259	(947.979)	(297.543)
170	PT Web Proteksi Solusindo	901.273	979.415	958.716	673.789	1.337.986	839.853	928.025	1.133.115	1.085.384	1.039.187	61.420	51.390	(174.399)	(411.595)	298.799
	JUMLAH / *SUBTOTAL*	**973.644.059**	**1.247.972.965**	**1.439.081.419**	**1.465.013.775**	**1.689.146.643**	**854.745.902**	**894.756.752**	**1.017.276.188**	**1.134.894.134**	**1.212.618.522**	**118.898.157**	**275.390.555**	**329.241.076**	**244.074.064**	**377.527.917**

NO.	NAMA PERUSAHAAN *NAME OF COMPANIES*	PENDAPATAN *INCOMES*					BIAYA-BIAYA *EXPENSES*					LABA (RUGI) *PROFIT (LOSS)*				
		2013	2014	2015	2016	2017	2013	2014	2015	2016	2017	2013	2014	2015	2016	2017
(1)	(2)	(3)	(4)	(5)	(6)	(7)	(8)	(9)	(10)	(11)	(12)	(13)	(14)	(15)	(16)	(17)
	PERUSAHAAN PIALANG ASURANSI PATUNGAN *JOINT VENTURE INSURANCE BROKES*															
1	PT AON Indonesia	108.186.240	117.636.446	128.040.974	135.859.674	147.442.819	77.287.875	84.112.334	86.675.650	84.004.147	88.018.367	30.898.365	23.750.906	30.931.528	39.101.766	45.019.926
2	PT Bharatre Indonesia Insurance Brokers*)				-	-				-	-				-	-
3	PT Futuready Insurance Broker			3.015	103.558	1.827.543			4.036.999	22.784.160	45.786.251			(4.033.984)	(23.494.738)	(43.462.758)
4	PT Howden Insurance Brokers Indonesia	19.839.063	29.974.440	37.910.459	48.932.108	54.941.962	20.932.394	29.012.581	31.139.527	40.302.229	48.258.026	(1.093.331)	171.398	4.919.372	4.865.316	4.252.186
5	PT Jardine Lloyd Thompson	72.738.876	83.150.909	90.138.429	72.846.120	74.009.213	63.578.040	66.329.185	69.313.017	64.672.466	63.505.809	9.160.836	10.762.839	13.579.923	1.542.650	3.070.340
6	PT Marsh Indonesia	173.265.079	190.801.526	198.647.367	202.465.986	201.286.435	114.400.533	121.680.155	121.270.237	168.536.820	173.215.159	58.864.546	50.995.252	57.525.243	24.962.060	20.207.687
7	PT Panasonic Insurance Service Indonesia	6.094.250	6.688.378	5.686.771	6.665.286	6.710.670	2.370.162	2.417.125	1.702.134	1.897.533	1.987.612	3.724.088	3.554.046	3.510.344	4.110.617	4.043.652
8	PT Toyota Tsusho Insurance Broker Indonesia	19.462.365	24.338.038	26.226.296	24.816.974	29.382.557	12.608.841	14.305.143	18.035.065	19.740.224	22.231.494	6.853.524	7.585.119	6.181.440	2.378.685	5.212.782
9	PT Willis Indonesia	70.966.733	60.747.894	79.176.152	73.002.647	65.775.914	50.245.700	51.595.576	62.696.566	65.990.531	72.417.127	20.721.033	6.039.819	9.592.997	2.818.817	(6.276.196)
	JUMLAH / SUBTOTAL	**470.552.606**	**513.337.631**	**565.829.463**	**564.692.353**	**581.377.113**	**341.423.545**	**369.452.099**	**394.869.195**	**467.928.110**	**515.419.845**	**129.129.061**	**102.859.379**	**122.206.863**	**56.285.173**	**32.067.619**
	PERUSAHAAN PIALANG REASURANSI *REINSURANCE BROKERS*															
1	PT Adhi Lintas Tanase	14.266.947	11.920.648	8.353.090	1.741.902	970.825	11.996.228	8.944.807	4.685.434	3.614.929	2.367.670	2.270.719	2.315.395	3.003.001	(1.873.027)	(1.396.844)
2	PT Adonai Pialang Reasuransi			671.010	1.275.151	3.057.392			567.322	1.005.829	1.937.098			103.688	269.322	1.090.042
3	PT Andalan Resiko Lestari		265.821	1.370.638	391.523	1.275.993		623.632	1.356.072	1.471.797	1.671.907		(357.811)	11.024	(750.199)	(395.914)
4	PT AON Benfield Indonesia	9.315.999	9.380.146	15.155.721	17.368.167	18.765.453	5.463.165	5.508.538	6.729.579	7.536.171	9.015.370	3.852.834	3.115.678	6.619.551	7.690.366	7.592.202
5	PT Artha Dana Mandiri	3.754.305	4.046.238	3.196.315	3.406.517	3.244.559	3.441.218	4.002.973	3.644.825	3.400.621	2.661.769	313.087	10.197	(478.681)	(33.540)	457.892
6	PT Asia Reinsurance Brokers Indonesia	1.210.681	1.892.142	2.586.738	3.443.667	4.020.689	938.911	1.494.283	1.773.218	3.821.393	5.505.224	271.770	360.714	788.666	(407.589)	(1.484.535)
7	PT Asiare Binajasa	4.208.580	3.134.971	4.261.415	3.457.095	3.210.695	3.943.655	3.103.961	3.903.497	3.389.727	2.989.355	264.925	16.348	294.880	26.308	191.580
8	PT Asrinda Arthasangga	7.280.199	10.514.674	14.408.926	19.446.532	20.489.001	5.933.426	8.028.368	11.512.338	15.032.727	15.931.480	1.346.773	2.047.278	2.374.929	3.498.993	3.710.301
9	PT Atlasre Global Internasional			495.868	2.813.312	2.447.577			1.004.409	2.848.248	2.313.359			(508.541)	(63.054)	109.682
10	PT Best One Asia Reinsurance Brokers	2.520.034	3.596.315	4.050.589	4.894.245	4.888.195	2.519.053	3.551.071	3.978.087	4.518.096	4.367.576	981	13.434	35.223	343.872	510.299
11	PT CBDANH Pialang Reasuransi			1.882.771	5.031.548	6.637.381			2.819.692	5.063.600	6.185.010			(936.921)	35.445	386.100
12	PT Chartered Reinsurance Brokers	252.919	169.597	416.891	271.766	1.548.911	174.850	165.683	343.413	325.064	163.581	78.069	3.914	73.478	(53.298)	1.385.330
13	PT Cipta Colemont Asia Reinsurance Broker	1.757.296	1.851.385	2.421.005	818.155	1.120.025	1.287.704	1.487.676	1.885.230	666.101	1.049.816	469.592	310.404	511.565	143.873	59.008
14	PT Dharmapala Pialang Reasuransi		30.483	2.653.705	1.227.313	1.552.941		21.882	1.852.203	4.979.031	1.311.135		8.601	801.502	(495.820)	241.806
15	PT Energi Mandiri Internasional	417.842	2.924.552	3.674.402	3.991.950	3.392.756	1.249.753	2.025.149	3.181.939	3.412.405	3.207.786	(831.910)	855.880	428.407	540.139	151.172
16	PT Esa Bina Sejati	5.147.142	7.692.825	8.152.032	8.415.611	7.480.611	4.536.681	6.717.652	6.624.572	3.844.729	5.748.039	610.461	975.173	1.268.265	1.394.437	1.421.043
17	PT Fortice Adhitama**)	-	-	-	-		-	132.819	-	4.979.031		-	(132.819)	-	-	
18	PT Freed Dinamika Indonesia			2.899.730	3.358.046	1.356.638			2.563.934	3.119.613	1.426.329			335.796	235.241	(69.691)
19	PT Garuda Jasa Pratama				1.502.246	8.381.504				814.468	3.991.025				601.805	3.725.121
20	PT Hanofer Indonesia	2.737.064	1.844.404	710.863	1.468.934	1.533.944	3.176.387	2.342.051	2.674.924	2.289.912	1.251.625	(439.323)	(497.647)	(1.964.061)	(820.978)	282.319
21	PT Holmes Reinsurance Brokers	1.642.223	1.834.141	1.737.329	2.156.217	2.040.233	1.614.256	1.681.266	1.645.626	1.774.075	1.614.558	27.967	137.566	74.790	382.143	405.298
22	PT IBS Reinsurance Brokers	3.940.966	13.052.977	26.111.807	24.577.198	30.479.919	1.758.319	2.397.052	7.645.274	9.170.492	10.773.030	2.182.647	8.777.781	14.762.652	12.158.706	15.392.680
23	PT Ibu Reisurance Broker Utama	5.879.965	8.597.063	10.115.264	9.953.034	18.101.900	2.954.045	3.439.147	5.976.338	3.471.329	5.456.501	2.925.920	4.631.155	3.208.040	5.405.610	10.535.782
24	PT Igna Asia	1.709.046	2.151.017	5.706.954	15.571.430	7.224.331	1.198.969	1.843.488	2.720.491	11.567.529	5.241.203	510.077	271.191	2.876.365	3.033.136	1.983.128
25	PT INARE Proteksi Internasional***)					706.761					3.296.260					(2.589.499)
26	PT Jakarta Raya Pialang Reasuransi				8.449	1.937.135				700.598	1.406.728				(692.149)	530.407
27	PT Jasa Cipta Rembaka	15.699.762	16.586.490	18.250.596	19.771.764	21.586.928	9.722.423	9.054.915	10.305.458	11.016.094	11.935.283	5.977.339	6.176.347	6.632.355	7.095.546	7.793.314
28	PT Jaya Proteksindo Sakti Reinsurance			96.594	136.762	227.010			96.611	92.722	155.606			(17)	44.040	70.976
29	PT Java Raya Reasuransi Broker**)	-					-					-				
30	PT JBBoda Viva Indonesia Reinsurance Brokers	370.452	46.473	2.064.317	2.309.526	5.131.605	594.148	1.464.136	1.946.398	2.145.380	4.867.156	(223.696)	(1.417.663)	117.919	164.147	217.270
31	PT JLT Reinsurace Brokers***)					4.541.315					6.505.620					(1.964.305)
32	PT Lintas Insan Karya Sejahtera Pialang Reasuransi				34.292	1.463.182				713.328	1.073.187				(679.037)	559.754
33	PT Mandirire International**)	-					-					-				
34	PT Marsh Reinsurance Brokers Indonesia	5.036.107	9.404.745	17.571.954	26.731.146	35.519.340	3.328.596	8.258.803	7.590.802	7.265.324	12.932.011	1.707.511	1.050.410	8.279.247	9.885.618	17.255.648
35	PT Mega Jasa Reinsurance Brokers	11.728.211	8.922.100	7.509.543	7.640.855	9.759.296	9.287.084	6.370.182	6.372.604	6.013.149	8.150.898	2.441.127	2.036.238	922.758	1.006.681	1.273.513
36	PT Mitra Utama Reasuransi			1.702.846	22.843.021	38.126.163			1.614.870	3.906.361	7.690.831			56.472	14.645.743	23.456.010
37	PT Paragon Reinsurance Brokers	51.223	934.666	3.426.789	2.963.723	1.510.880	606.250	670.485	2.939.783	2.843.050	1.188.151	(555.027)	242.135	454.461	439.599	307.892
38	PT Parare International	1.016.879	152.559	830.460	33.508	1.998.551	1.013.405	611.629	969.442	999.535	1.458.051	3.475	(459.070)	(146.998)	(18.414)	526.633
39	PT Pialang Reasuransi Dekai Indonesia	2.195.828	2.286.134	2.567.219	3.086.020	4.453.278	2.311.141	2.221.911	2.442.443	2.524.677	3.036.856	(115.313)	64.223	124.776	561.343	1.416.422
40	PT Proteksi Wahana Sentosa	2.366.026	3.621.552	6.701.949	9.583.125	12.092.592	1.919.944	2.895.796	3.711.624	4.737.990	6.098.743	446.082	553.719	2.412.854	3.100.383	4.475.889
41	PT Simas Reinsurance Brokers	16.468.074	20.532.126	24.275.057	45.803.896	50.967.067	8.697.975	11.400.132	11.699.344	19.012.283	21.057.563	7.770.099	7.200.567	9.960.326	18.991.172	23.065.796
42	PT Smartindo Pialang Reasuransi***)				53.458	90				574.636	269.200				(500.900)	(269.109)
43	PT Tala Re International	2.623.671	1.709.514	1.762.048	1.523.794	1.611.780	2.591.937	1.307.741	1.542.529	1.342.319	1.380.291	31.734	386.095	202.559	129.558	216.552
44	PT Trinity Re	7.324.910	10.964.129	20.126.617	24.848.030	35.678.278	6.587.797	9.013.126	15.707.696	18.722.896	27.235.912	737.113	1.575.959	3.579.056	5.286.569	6.820.188
45	PT United Pialang Reasuransi*)	10.839	10.212	-	1.121.578	-	264.389	527.010	65.065	1.626.842	-	(253.550)	(516.798)	(65.065)	(505.264)	-
46	PT Willis Reinsurance Broker***)										-					
	JUMLAH / SUBTOTAL	**130.933.189**	**160.070.100**	**227.919.052**	**305.074.507**	**380.532.723**	**99.111.708**	**111.307.364**	**146.093.088**	**186.354.102**	**215.918.788**	**31.821.481**	**39.754.594**	**66.214.321**	**90.216.525**	**129.447.152**
	JUMLAH SELURUHNYA / GRAND TOTAL	**1.575.129.854**	**1.921.380.696**	**2.232.829.934**	**2.334.780.635**	**2.651.056.479**	**1.295.281.155**	**1.375.516.216**	**1.558.238.470**	**1.789.176.346**	**1.943.957.155**	**279.848.699**	**418.004.528**	**517.662.259**	**390.575.762**	**539.042.688**

*) Tidak menyampaikan Laporan/*Have Not Submitted Annual Report*

**) Izin Usaha telah dicabut/*Licenses have been revoked*

***) Pemberian Izin Usaha Tahun 2017 */ New licence at the end 2017*

USAHA PENILAI KERUGIAN ASURANSI
INSURANCE LOSS ADJUSTERS

TABEL 7.7 / *TABLE 7.7*
REKAPITULASI NERACA PER 31 DESEMBER 2017
RECAPITULATION OF BALANCE SHEET AS AT DECEMBER 31, 2017

Dalam Jutaan Rupiah
In Million Rupiah

No	Nama Perusahaan *Name of Company*	JUMLAH AKTIVA *TOTAL ASSET*	JUMLAH LIABILITAS *TOTAL LIABILITY*	MODAL SENDIRI *EQUITY*
(1)	(2)	(3)	(3)	(3)
	Swasta Nasional / *National Private*			
1	PT Atlas Adjusting Indonesia	3.713.838	1.682.661	2.031.176
2	PT Axis International Indonesia	13.199.451	3.588.605	9.610.846
3	PT Bahtera Arthaguna Parama	2.832.771	35.643	2.797.128
4	PT Bahtera Arung Persada	10.670.032	341.868	10.328.164
5	PT Cunningham Lindsey Indonesia	89.973.366	28.019.603	61.953.763
6	PT Dharma Nilaitama	6.149.064	3.492.393	2.656.671
7	PT General Adjuster Indonesia*)	-	-	-
8	PT Global Internusa Adjusting	5.884.410	1.808.392	4.076.018
9	PT Japenansi Nusantara	8.479.148	8.159.675	319.473
10	PT Kuadra Inti Adjuster	3.614.407	944.665	2.669.742
11	PT Mandiri Nilai Tama	289.733	146.644	143.089
12	PT Mattewsdaniel International Adjusters Indonesia d/h PT Ardilla Solorina	437.845	-	437.845
13	PT Mclarens Indonesia	20.610.821	15.342.318	5.268.503
14	PT MCO Prima Indonesia****)	3.990.806	5.020	3.985.786
15	PT Multi Pilar Jasa Pirsa Nusa	3.091.880	1.696.392	1.395.488
16	PT Nippon Kaiji Kentei Kyokai Indonesia	15.442.640	436.106	15.006.534
17	PT Pandu Halim Perkasa	19.013.721	8.227.806	10.785.915
18	PT Pramayasa Vaisha Adjuster	663.785	442.703	221.082
19	PT Prima Adjusterindo Mandiri	38.101.749	13.374.509	24.727.240
20	PT Radita Hutama Internusa	121.317.214	74.113.383	47.203.831
21	PT Royal Conocean International Adjustment	1.036.860	702.773	334.087
22	PT Sapalans Makarti*)	-	-	-
23	PT Sapta Pirsa Mandiri	1.365.306	1.231.708	133.598
24	PT Satria Dharma Pusaka Crawford THG	64.596.516	49.937.646	14.658.870
25	PT Sthira Budi Madhyasta	1.522.263	492.411	1.029.852
26	PT Universal Nilaitama	748.864	648.852	100.011
27	PT Utama Nilai Sentosa	4.402.334	1.540.862	2.861.472
	JUMLAH SELURUHNYA / *GRAND TOTAL*	441.148.823	216.412.637	224.736.187

*) Tidak menyampaikan Laporan/*Have Not Submitted Annual Report*
**) Izin Usaha telah dicabut/*Licenses have been revoked*
***) Pemberian Izin Usaha Tahun 2017/*New licence at the end 2017*
****) Menggunakan data unaudited/*Unaudited report*

USAHA PENILAI KERUGIAN ASURANSI

INSURANCE LOSS ADJUSTERS

TABEL 7.8 / *TABLE 7.8*

REKAPITULASI PERHITUNGAN LABA/RUGI TAHUN 2017

RECAPITULATION OF PROFIT / LOSS IN 2017

Dalam Jutaan Rupiah

In Million Rupiah

NO.	NAMA PERUSAHAAN *NAME OF COMPANIES*	PENDAPATAN JASA PENILAI KLAIM *CLAIM APPRAISAL INCOME*	JUMLAH PENDAPATAN *TOTAL INCOME*	BEBAN PEGAWAI DAN PENGURUS *SALARIES*	BEBAN OPERASIONAL *OPERATING EXPENSES*	BEBAN NON OPERASIONAL *NON-OPERATING EXPENSES*	BEBAN PAJAK *TAX EXPENSES*	LABA / RUGI *PROFIT & LOSS*
(1)	(2)	(3)	(4)	(5)	(6)	(7)	(8)	(9)
1	PT Atlas Adjusting Indonesia	4.015.840	1.409.511	307.148	955.712	735.846	(34.411)	(247.636)
2	PT Axis International Indonesia	10.866.993	13.125.251	3.937.580	10.763.782	-	1.005.605	1.355.864
3	PT Bahtera Arthaguna Parama	2.824.321	2.813.242	1.095.872	3.060.686	539.497	-	(786.941)
4	PT Bahtera Arung Persada	3.065.979	3.066.282	1.248.210	3.004.863	55	45.321	16.044
5	PT Cunningham Lindsey Indonesia	43.787.440	48.364.640	29.616.922	39.135.175	758.700	3.098.788	5.371.978
6	PT Dharma Nilaitama	5.652.501	7.132.265	4.408.969	7.130.801	250.638	133.029	(382.203)
7	PT General Adjuster Indonesia*)	-	-	-	-	-	-	-
8	PT Global Internusa Adjusting	7.600.670	7.625.001	4.553.777	7.672.784	41.133	146.892	(235.808)
9	PT Japenansi Nusantara	13.980.696	14.351.365	12.066.202	15.335.353	-	316.070	(1.300.058)
10	PT Kuadra Inti Adjuster	1.673.048	3.439.716	1.448.066	1.814.006	35.968	-	1.589.742
11	PT Mandiri Nilai Tama	873.362	873.184	671.330	870.116	638.858	-	(635.790)
12	PT Mattewsdaniel International Adjusters Indonesia d/h PT Ardilla Solorina	-	-	-	-	-	-	-
13	PT Mclarens Indonesia	35.781.489	41.028.809	15.476.228	34.714.387	68.951	1.547.126	4.698.345
14	PT MCO Prima Indonesia****)	5.282.037	5.285.152	3.187.726	3.187.726	1.537.106	-	560.320
15	PT Multi Pilar Jasa Pirsa Nusa	3.503.359	4.061.871	1.683.679	3.904.685	1.070	83.631	72.486
16	PT Nippon Kaiji Kentei Kyokai Indonesia	9.560.103	9.844.002	2.349.007	8.138.505	1.202.399	231.565	271.533
17	PT Pandu Halim Perkasa	12.933.621	14.834.480	5.463.623	12.587.981	-	373.631	1.872.868
18	PT Pramayasa Vaisha Adjuster	1.341.249	1.341.249	734.273	1.753.679	953	13.412	(426.795)
19	PT Prima Adjusterindo Mandiri	34.247.853	37.997.932	16.968.304	25.547.842	521.936	2.956.549	8.971.605
20	PT Radita Hutama Internusa	55.361.799	60.060.588	33.207.471	50.968.886	4.459.398	1.917.193	2.715.111
21	PT Royal Conocean International Adjustment	3.240.343	3.686.119	1.733.070	2.336.801	456.087	214.801	678.429
22	PT Sapalans Makarti*)	-	-	-	-	-	-	-
23	PT Sapta Pirsa Mandiri	1.670.020	2.401.643	950.845	3.537.871	37.423	42.751	(1.216.402)
24	PT Satria Dharma Pusaka Crawford THG	48.346.063	51.534.063	37.272.895	58.558.451	-	-	(7.024.388)
25	PT Sthira Budi Madhyasta	266.515	273.864	240.165	385.973	-	-	(112.109)
26	PT Universal Nilaitama	807.954	846.950	630.825	1.115.332	8.621	39.482	(316.485)
27	PT Utama Nilai Sentosa	5.065.742	5.082.845	1.862.384	6.878.692	865.949	171.455	(2.833.251)
	JUMLAH SELURUHNYA / *GRAND TOTAL*	311.748.999	340.480.024	181.114.571	303.360.090	12.160.588	12.302.889	12.656.458

*) Tidak menyampaikan Laporan/*Have Not Submitted Annual Report*

**) Izin Usaha telah dicabut/*Licenses have been revoked*

***) Pemberian Izin Usaha Tahun 2017/*New licence at the end 2017*

****) Menggunakan data unaudited/*Unaudited report*

OTORITAS JASA KEUANGAN

USAHA PENILAI KERUGIAN ASURANSI

INSURANCE LOSS ADJUSTERS

TABEL 7.9 / *TABLE 7.9*

REKAPITULASI KLAIM DAN PENDAPATAN JASAPENILAIAN KLAIM TAHUN 2017

RECAPITULATION OF CLAIMS AND CLAIM APPRAISAL INCOME IN 2017

Dalam Jutaan Rupiah
In Million Rupiah

No	NAMA PERUSAHAAN NAME OF COMPANY	HARTA BENDA / *PROPERTY*			KENDARAAN BERMOTOR / *MOTOR VEHICLE*			PENGANGKUTAN / *MARINE CARGO*			RANGKA KAPAL / *MARINE HULL*		
		PENDAPATAN JASA NILAI KLAIM *CLAIM APPRAISAL INCOME*	NILAI PERTANGGUNGAN *SUM INSURED*	NILAI KLAIM *CLAIM*	PENDAPATAN JASA NILAI KLAIM *CLAIM APPRAISAL INCOME*	NILAI PERTANGGUNGAN *SUM INSURED*	NILAI KLAIM *CLAIM*	PENDAPATAN JASA NILAI KLAIM *CLAIM APPRAISAL INCOME*	NILAI PERTANGGUNGAN *SUM INSURED*	NILAI KLAIM *CLAIM*	PENDAPATAN JASA NILAI KLAIM *CLAIM APPRAISAL INCOME*	NILAI PERTANGGUNGAN *SUM INSURED*	NILAI KLAIM *CLAIM*
(1)	(2)	(3)	(4)	(5)	(6)	(7)	(8)	(9)	(10)	(11)	(12)	(13)	(14)
1	PT Atlas Adjusting Indonesia	2.703.047	18.062.995.223	148.848.113	8.670	240.000	240.000	333.854	910.583.821	910.583.821	-	-	-
2	PT Axis International Indonesia	5.467.978	-	211.904.519	-	-	-	279.505	-	-	-	-	-
3	PT Bahtera Arthaguna Parama	2.470.099	5.715.743.384	101.693.474	322.578	43.852.025	7.135.330	31.644	18.379.170	594.424	-	-	-
4	PT Bahtera Arung Persada	2.988.955	79.385.123.312	168.233.446	-	-	-	32.112	12.907.554	12.907.554	-	-	-
5	PT Cunningham Lindsey Indonesia	24.249.014	-	1.080.925.468	-	-	-	7.634.368	-	-	-	-	-
6	PT Dharma Nilaitama	1.388.783	1.027.965.131	19.775.405	-	-	-	2.347.557	6.704.965.209	6.704.965.209	1.092.202	182.441.540	48.791.889
7	PT General Adjuster Indonesia*)	-	-	-	-	-	-	-	-	-	-	-	-
8	PT Global Internusa Adjusting	-	-	-	-	-	-	2.539.136	-	-	5.061.534	-	-
9	PT Japenansi Nusantara	7.549.576	-	181.743.455	5.452.472	-	-	559.228	-	-	-	-	-
10	PT Kuadra Inti Adjuster	-	-	-	-	-	-	801.467	-	17.985.030	-	-	-
11	PT Mandiri Nilai Tama	727.560	984.049.730	11.301.758	82.626	2.142.250	1.168.775	39.864	5.077.500	117.209	23.312	22.000.000	400.000
12	PT Mattewsdaniel International Adjusters Indonesia d/h PT Ardilla Solorina	-	-	-	-	-	-	-	-	-	-	-	-
13	PT Mclarens Indonesia	20.936.742	237.543.974.601	3.457.879.706	6.000	675.000	-	2.789.750	4.339.888.208	50.346.723	167.903	58.497.544	2.109.234
14	PT MCO Prima Indonesia****)	-	-	-	-	-	-	-	-	-	5.282.037	-	5.810.241
15	PT Multi Pilar Jasa Pirsa Nusa	3.281.177	-	41.946.000	-	-	-	115.191	-	1.096.000	-	-	-
16	PT Nippon Kaiji Kentei Kyokai Indonesia	-	-	-	-	-	-	-	-	-	-	-	-
17	PT Pandu Halim Perkasa	930.658	3.633.439.926	33.832.501	-	-	-	4.364.815	1.326.234.873	172.534.322	4.500.828	1.099.227.129	174.487.505
18	PT Pramayasa Vaisha Adjuster	573.637	3.500.000	13.174.302	-	-	-	113.993	35.000.000	1.717.847	-	-	-
19	PT Prima Adjusterindo Mandiri	24.152.809	711.339.348.062.655	2.162.672.462	-	-	-	1.190.515	820.371.516	25.231.740	283.208	66.655.000	22.002.868
20	PT Radita Hutama Internusa	22.345.971	-	5.992.401.224	594.142	-	29.268.478	12.580.593	-	10.792.986.993	14.011.118	-	291.860.864
21	PT Royal Conocean International Adjustment	2.552.894	1.482.074.435	59.065.892	23.156	437.250	139.700	148.656	721.320.106	2.000.616	-	-	-
22	PT Sapalans Makarti*)	-	-	-	-	-	-	-	-	-	-	-	-
23	PT Sapta Pirsa Mandiri	1.670.020	24.098.547	1.670.020	-	-	-	-	-	-	-	-	-
24	PT Satria Dharma Pusaka Crawford THG	38.537.671	-	1.525.735.530	-	-	-	408.022	495.368.170	495.368.170	-	-	-
25	PT Sthira Budi Madhyasta	257.176	302.225.000	12.654.000	-	-	-	-	-	-	-	-	-
26	PT Universal Nilaitama	590.435	176.415.792	4.701.521	-	-	-	60.630	1.201.400.000	1.201.400.000	-	-	-
27	PT Utama Nilai Sentosa	-	-	-	-	-	-	-	-	-	-	-	-
	JUMLAH SELURUHNYA / *GRAND TOTAL*	163.374.202	711.687.689.667.737	15.230.158.798	6.489.643	47.346.525	37.952.282	36.370.899	16.591.496.128	20.389.835.661	30.422.143	1.428.821.214	545.462.601

USAHA PENILAI KERUGIAN ASURANSI

INSURANCE LOSS ADJUSTERS

TABEL 7.9 / *TABLE 7.9*

REKAPITULASI KLAIM DAN PENDAPATAN JASAPENILAIAN KLAIM TAHUN 2017

RECAPITULATION OF CLAIMS AND CLAIM APPRAISAL INCOME IN 2017

Dalam Jutaan Rupiah
In Million Rupiah

NO	NAMA PERUSAHAAN NAME OF COMPANY	RANGKA PESAWAT / *AVIATION*			SATELIT /*SATELLITE*			ENERGI ON-SHORE/ *ENERGY ON-SHORE*			ENERGI OFF-SHORE /*ENERGY OFF-SHORE*			REKAYASA / *ENGINEERING*			Tanggung Gugat/Liability		
		PENDAPATAN JASA NILAI KLAIM *CLAIM APPRAISAL INCOME*	NILAI PERTANGGUNGAN *SUM INSURED*	NILAI KLAIM *CLAIM*	PENDAPATAN JASA NILAI KLAIM *CLAIM APPRAISAL INCOME*	NILAI PERTANGGUNGAN *SUM INSURED*	NILAI KLAIM *CLAIM*	PENDAPATAN JASA NILAI KLAIM *CLAIM APPRAISAL INCOME*	NILAI PERTANGGUNGAN *SUM INSURED*	NILAI KLAIM *CLAIM*	PENDAPATAN JASA NILAI KLAIM *CLAIM APPRAISAL INCOME*	NILAI PERTANGGUNGAN *SUM INSURED*	NILAI KLAIM *CLAIM*	PENDAPATAN JASA NILAI KLAIM *CLAIM APPRAISAL INCOME*	NILAI PERTANGGUNGAN *SUM INSURED*	NILAI KLAIM *CLAIM*	PENDAPATAN JASA NILAI KLAIM *CLAIM APPRAISAL INCOME*	NILAI PERTANGGUNGAN *SUM INSURED*	NILAI KLAIM *CLAIM*
(1)	(2)	(15)	(16)	(17)	(18)	(19)	(20)	(21)	(22)	(23)	(24)	(25)	(26)	(27)	(28)	(29)	(30)	(31)	(32)
1	PT Atlas Adjusting Indonesia	-	-	-	-	-	-	-	-	-	-	-	-	970.270	85.127.254	25.920.395	-	-	-
2	PT Axis International Indonesia	-	-	-	-	-	-	-	-	-	-	-	-	4.444.094	-	1.123.294.386	160.416	-	2.036.692
3	PT Bahtera Arthaguna Parama	-	-	-	-	-	-	-	-	-	-	-	-	-	-	-	-	-	-
4	PT Bahtera Arung Persada	-	-	-	-	-	-	-	-	-	-	-	-	-	-	-	-	-	-
5	PT Cunningham Lindsey Indonesia	-	-	-	-	-	-	-	-	-	-	-	-	11.099.311	-	513.433.220	804.748	-	30.350.000
6	PT Dharma Nilaitama	-	-	-	-	-	-	-	-	-	-	-	-	809.270	4.799.391.302	19.277.697	14.689	13.548.000	130.807
7	PT General Adjuster Indonesia*)	-	-	-	-	-	-	-	-	-	-	-	-	-	-	-	-	-	-
8	PT Global Internusa Adjusting	-	-	-	-	-	-	-	-	-	-	-	-	-	-	-	-	-	-
9	PT Japenansi Nusantara	-	-	-	-	-	-	-	-	-	-	-	-	-	-	-	139.807	-	-
10	PT Kuadra Inti Adjuster	-	-	-	-	-	-	-	-	-	-	-	-	-	-	-	-	-	-
11	PT Mandiri Nilai Tama	-	-	-	-	-	-	-	-	-	-	-	-	-	-	-	-	-	-
12	PT Mattewsdaniel International Adjusters Indonesia d/h PT Ardilla Solorina	-	-	-	-	-	-	-	-	-	-	-	-	-	-	-	-	-	-
13	PT Mclarens Indonesia	-	-	-	-	-	-	-	-	-	-	-	-	-	-	-	743.086	687.299.360	1.555.402
14	PT MCO Prima Indonesia****)	-	-	-	-	-	-	-	-	-	-	-	-	-	-	-	-	-	-
15	PT Multi Pilar Jasa Pirsa Nusa	-	-	-	-	-	-	-	-	-	-	-	-	-	-	-	-	-	-
16	PT Nippon Kaiji Kentei Kyokai Indonesia	-	-	-	-	-	-	-	-	-	-	-	-	-	-	-	-	-	-
17	PT Pandu Halim Perkasa	-	-	-	-	-	-	-	-	-	-	-	-	-	-	-	-	-	-
18	PT Pramayasa Vaisha Adjuster	-	-	-	-	-	-	-	-	-	-	-	-	-	-	-	-	-	-
19	PT Prima Adjusterindo Mandiri	-	-	-	-	-	-	-	-	-	-	-	-	-	-	-	456.501	249.306.333	36.845.293
20	PT Radita Hutama Internusa	-	-	-	-	-	-	-	-	-	-	-	-	5.829.975	-	144.731.880	-	-	-
21	PT Royal Conocean International Adjustment	-	-	-	-	-	-	-	-	-	-	-	-	512.537	499.410.465	7.837.683	3.100	390.000.000	24.800
22	PT Sapalans Makarti*)	-	-	-	-	-	-	-	-	-	-	-	-	-	-	-	-	-	-
23	PT Sapta Pirsa Mandiri	-	-	-	-	-	-	-	-	-	-	-	-	-	-	-	-	-	-
24	PT Satria Dharma Pusaka Crawford THG	-	-	-	-	-	-	-	-	-	-	-	-	7.880.096	-	116.434.620	984.026	10.415.810	10.234.350
25	PT Sthira Budi Madhyasta	-	-	-	-	-	-	-	-	-	-	-	-	-	-	-	-	-	-
26	PT Universal Nilaitama	13.854	10.000.000	97.786	-	-	-	-	-	-	-	-	-	137.464	367.091.939	1.553.749	3.182	3.505.000	-
27	PT Utama Nilai Sentosa	-	-	-	-	-	-	-	-	-	-	-	-	-	-	-	-	-	-
	JUMLAH SELURUHNYA / *GRAND TOTAL*	13.854	10.000.000	97.786	-	-	-	-	-	-	-	-	-	31.683.017	5.751.020.959	1.952.483.631	3.309.554	1.354.074.503	81.177.345

USAHA PENILAI KERUGIAN ASURANSI

INSURANCE LOSS ADJUSTERS

TABEL 7.9 / *TABLE 7.9*

REKAPITULASI KLAIM DAN PENDAPATAN JASAPENILAIAN KLAIM TAHUN 2017

RECAPITULATION OF CLAIMS AND CLAIM APPRAISAL INCOME IN 2017

Dalam Jutaan Rupiah
In Million Rupiah

NO	NAMA PERUSAHAAN NAME OF COMPANY	KECELAKAAN DIRI DAN KESEHATAN / *PERSONAL ACCIDENT & HEALTH*			KREDIT / *CREDIT*			*SURETYSHIP*			ANEKA / *OTHERS*			TOTAL		
		PENDAPATAN JASA NILAI KLAIM *CLAIM APPRAISAL INCOME*	NILAI PERTANG-GUNGAN *SUM INSURED*	NILAI KLAIM *CLAIM*	PENDAPATAN JASA NILAI KLAIM *CLAIM APPRAISAL INCOME*	NILAI PERTANG-GUNGAN *SUM INSURED*	NILAI KLAIM *CLAIM*	PENDAPATAN JASA NILAI KLAIM *CLAIM APPRAISAL INCOME*	NILAI PERTANG-GUNGAN *SUM INSURED*	NILAI KLAIM *CLAIM*	PENDAPATAN JASA NILAI KLAIM *CLAIM APPRAISAL INCOME*	NILAI PERTANG-GUNGAN *SUM INSURED*	NILAI KLAIM *CLAIM*	PENDAPATAN JASA NILAI KLAIM *CLAIM APPRAISAL INCOME*	NILAI PERTANGGU-NGAN *SUM INSURED*	NILAI KLAIM *CLAIM*
(1)	(2)	(33)	(34)	(35)	(36)	(37)	(38)	(39)	(40)	(41)	(42)	(43)	(44)	(45)	(46)	(47)
1	PT Atlas Adjusting Indonesia	-	-	-	-	-	-	-	-	-	-	-	-	4.015.840	-	-
2	PT Axis International Indonesia	-	-	-	-	-	-	-	-	-	515.000	-	10.347.406	10.866.993	-	1.347.583.004
3	PT Bahtera Arthaguna Parama	-	-	-	-	-	-	-	-	-	-	-	-	2.824.321	5.777.974.579	109.423.228
4	PT Bahtera Arung Persada	-	-	-	-	-	-	-	-	-	44.913	14.926.138	-	3.065.979	79.412.957.004	181.141.000
5	PT Cunningham Lindsey Indonesia	-	-	-	-	-	-	-	-	-	-	-	-	43.787.440	-	1.624.708.688
6	PT Dharma Nilaitama	-	-	-	-	-	-	-	-	-	-	-	-	5.652.501	12.728.311.182	6.792.941.007
7	PT General Adjuster Indonesia*)	-	-	-	-	-	-	-	-	-	-	-	-	-	-	-
8	PT Global Internusa Adjusting	-	-	-	-	-	-	-	-	-	-	-	-	7.600.670	-	-
9	PT Japenansi Nusantara	-	-	-	-	-	-	-	-	-	279.614	-	1.799.372	13.980.696	-	183.542.827
10	PT Kuadra Inti Adjuster	-	-	-	-	-	-	-	-	-	871.581	-	41.130.592	1.673.048	-	59.115.623
11	PT Mandiri Nilai Tama	-	-	-	-	-	-	-	-	-	-	-	-	873.362	1.013.269.480	12.987.742
12	PT Mattewsdaniel International Adjusters Indonesia d/h PT Ardilla Solorina	-	-	-	-	-	-	-	-	-	-	-	-	-	-	-
13	PT Mclarens Indonesia	85.131	-	-	-	-	-	-	-	-	11.052.877	67.955.673.079	347.418.487	35.781.489	310.586.007.793	3.859.309.553
14	PT MCO Prima Indonesia****)	-	-	-	-	-	-	-	-	-	-	-	-	5.282.037	-	5.810.241
15	PT Multi Pilar Jasa Pirsa Nusa	-	-	-	-	-	-	-	-	-	106.991	-	750.000	3.503.359	-	43.792.000
16	PT Nippon Kaiji Kentei Kyokai Indonesia	-	-	-	-	-	-	-	-	-	-	-	-	9.560.103	-	-
17	PT Pandu Halim Perkasa	25.000	-	-	-	-	-	-	-	-	3.112.320	1.504.526.457	138.038.055	12.933.621	7.563.428.386	518.892.383
18	PT Pramayasa Vaisha Adjuster	-	-	-	-	-	-	-	-	-	653.619	4.000.000	17.458.734	1.341.249	42.500.000	32.350.883
19	PT Prima Adjusterindo Mandiri	5.000	53.423.000	6.511.475	-	-	-	-	-	-	8.159.820	61.566.630.808	887.119.694	34.247.853	711.402.104.449.312	3.140.383.534
20	PT Radita Hutama Internusa	-	-	-	-	-	-	-	-	-	-	-	-	55.361.799	-	17.251.249.440
21	PT Royal Conocean International Adjustment	-	-	-	-	-	-	-	-	-	-	-	-	3.240.343	3.093.242.255	69.068.691
22	PT Sapalans Makarti*)	-	-	-	-	-	-	-	-	-	-	-	-	-	-	-
23	PT Sapta Pirsa Mandiri	-	-	-	-	-	-	-	-	-	-	-	-	1.670.020	24.098.547	1.670.020
24	PT Satria Dharma Pusaka Crawford THG	-	-	-	-	-	-	-	-	-	536.248	97.873.620	3.620.380	48.346.063	603.657.600	2.151.393.050
25	PT Sthira Budi Madhyasta	-	-	-	-	-	-	-	-	-	9.339	-	-	266.515	302.225.000	12.654.000
26	PT Universal Nilaitama				-	-	-	-	-	-	2.389	22.335.640	224.339	807.954	1.780.748.371	1.207.977.396
27	PT Utama Nilai Sentosa	-	-	-	-	-	-	-	-	-	5.065.742	-	-	5.065.742	-	-
	JUMLAH SELURUHNYA / *GRAND TOTAL*	115.131	53.423.000	6.511.475	-	-	-	-	-	-	30.410.453	131.165.965.742	1.447.907.059	311.748.999	711.825.032.869.511	38.605.994.309

*) Tidak menyampaikan Laporan/*Have Not Submitted Annual Report*

**) Izin Usaha telah dicabut/*Licenses have been revoked*

***) Pemberian Izin Usaha Tahun 2017/*New licence at the end 2017*

****) Menggunakan data unaudited/*Unaudited report*

USAHA PENILAI KERUGIAN ASURANSI
INSURANCE LOSS ADJUSTERS

TABEL 7.10 / *TABLE 7.10*
REKAPITULASI JUMLAH SURAT TUGAS PENILAIAN KLAIM TAHUN 2017
RECAPITULATION OF CLAIMS APPRAISED IN 2017

Dalam Jutaan Rupiah
In Million Rupiah

NO	NAMA PERUSAHAAN *NAME OF COMPANY*	JUMLAH SURAT TUGAS *NUMBER OF CLAIMS APPRAISED*
(1)	(2)	(3)
1	PT Atlas Adjusting Indonesia	139
2	PT Axis International Indonesia	247
3	PT Bahtera Arthaguna Parama	111
4	PT Bahtera Arung Persada	195
5	PT Cunningham Lindsey Indonesia	967
6	PT Dharma Nilaitama	356
7	PT General Adjuster Indonesia*)	-
8	PT Global Internusa Adjusting	-
9	PT Japenansi Nusantara	281
10	PT Kuadra Inti Adjuster	43
11	PT Mandiri Nilai Tama	61
12	PT Mattewsdaniel International Adjusters Indonesia d/h PT Ardilla Solorina	-
13	PT Mclarens Indonesia	1.319
14	PT MCO Prima Indonesia****)	-
15	PT Multi Pilar Jasa Pirsa Nusa	174
16	PT Nippon Kaiji Kentei Kyokai Indonesia	-
17	PT Pandu Halim Perkasa	469
18	PT Pramayasa Vaisha Adjuster	131
19	PT Prima Adjusterindo Mandiri	1.561
20	PT Radita Hutama Internusa	1.669
21	PT Royal Conocean International Adjustment	-
22	PT Sapalans Makarti*)	-
23	PT Sapta Pirsa Mandiri	107
24	PT Satria Dharma Pusaka Crawford THG	535
25	PT Sthira Budi Madhyasta	32
26	PT Universal Nilaitama	27
27	PT Utama Nilai Sentosa	184
	JUMLAH SELURUHNYA / *GRAND TOTAL*	8.608

*) Tidak menyampaikan Laporan/*Have Not Submitted Annual Report*
**) Izin Usaha telah dicabut/*Licenses have been revoked*
***) Pemberian Izin Usaha Tahun 2017/*New licence at the end 2017*
****) Menggunakan data unaudited/*Unaudited report*

Disclaimer

Disclaimer

OJK telah berupaya memastikan kualitas data pada publikasi ini. Namun demikian, OJK tidak bertanggung jawab dalam hal terdapat ketidakakuratan atau ketidaklengkapan dalam penyajian data pada publikasi ini dan OJK tidak akan bertanggung jawab atas kerugian yang ditimbulkan dari penggunaan data pada publikasi ini.

While Indonesia FSA endeavours to ensure the quality of this publications, Indonesia FSA does not accept any responsibility for the inaccuracy or incompleteness of material included in this publication, and will not be liable for any loss or damage arising out of any use of, or reliance on this publication.

Informasi
Information

Kritik dan saran dapat disampaikan kepada:
Critics and suggestion can be submitted to:

Direktorat Statistik dan Informasi Industri Keuangan Non Bank
Jl. Gatot Subroto Kav. 42
Kuningan Barat, Mampang Prapatan
Jakarta Selatan 12710

Email: statistics@ojk.go.id



OTORITAS JASA KEUANGAN

OTORITAS JASA KEUANGAN
DIREKTORAT STATISTIK & INFORMASI
INDUSTRI KEUANGAN NON BANK

Gedung Wisma Mulia 2 Lantai 11
Jalan Gatot Subroto, Rt. 6 Rw. 1
Kuningan Barat, Mampang Prapatan
Jakarta Selatan 12710

email : statistics@ojk.go.id

www.ojk.go.id