

## KATA PENGANTAR FOREWORD

Dengan mengucapkan syukur ke hadirat Tuhan Yang Maha Esa, buku “Perasuransian Indonesia 2012” ini akhirnya dapat diterbitkan untuk seluruh masyarakat Indonesia, khususnya pemerhati industri perasuransian di Indonesia.

Buku “Perasuransian Indonesia 2012” ini merupakan penerbitan laporan kegiatan usaha perasuransian yang ke 45 yang berisi tentang kegiatan usaha perasuransian tahun 2012 beserta perkembangannya selama lima tahun terakhir. Buku ini disusun sebagai salah satu sarana untuk memberikan informasi kepada masyarakat mengenai usaha perasuransian di Indonesia. Besar harapan kami, buku ini dapat bermanfaat bagi masyarakat, khususnya industri asuransi dan pengguna yang tertarik dengan industri asuransi Indonesia.

Sejak penerbitan Buku “Perasuransian 2011”, angka-angka pada lampiran asuransi jiwa dan asuransi kerugian khususnya pada data keuangan merupakan angka asuransi konvensional saja. Data mengenai asuransi syariah disajikan tersendiri. Sumber data Data keuangan yang disajikan dalam lampiran Buku “Perasuransian Indonesia 2012” ini disusun berdasarkan laporan keuangan tahun 2012 yang telah diaudit oleh akuntan publik, sedangkan data agregate pada bab I disusun berdasarkan data non audited serta data teknis asuransi disusun berdasarkan laporan operasional tahun 2012 yang dilaporkan perusahaan kepada Otoritas Jasa Keuangan.

Pada proses penyusunan buku “Perasuransian Indonesia 2012” ini kami juga telah melakukan koreksi terhadap beberapa data statistik yang disajikan pada buku tahun sebelumnya sehingga mungkin data tersebut berbeda dengan yang disajikan pada buku tahun sebelumnya.

Kami menyadari kebutuhan penyempurnaan buku tahunan ini masih sangat tinggi. Kritik dan saran penyempurnaan masih sangat kami harapkan. Akhir kata, kami mohon maaf apabila masih ditemukan kesalahan data dan informasi yang disajikan dalam buku ini.

*Let us offer praises and gratitude to God Almighty for His mercy and blessing that the book of “Indonesian Insurance 2012” can be published for Indonesian communities and insurance industry observers in particular.*

*This is the 45th publication series of insurance business activities report, which covers the Indonesian insurance business in 2012 and its development in the last five consecutive years. This book is published as one of the tools for sharing information to public about Indonesia insurance business. It is our great wishes that this book would be useful for public, especially for insurance communities who are interested in Indonesian insurance industry.*

*Since publication of “Indonesian Insurance 2011”, the figures in the appendix, specifically in commercial insurance financial data, include conventional insurance data only. Data on Sharia insurance is presented in a separate table. The financial data of this book were compiled from the 2012 audited financial statements of insurance business. Meanwhile, aggregate data in chapter I were compiled from unaudited report and the technical data were compiled from the 2012 operational reports submitted to Financial Services Authority.*

*Moreover, we have also corrected some statistical data of previous book so that they may now be presented differently compared to those presented in previous book.*

*We realize that the book still needs a lot of improvements. Constructive comments and inputs are most welcome. Lastly, we apologize for any incorrect data and information that may be presented.*

Jakarta, Oktober 2013  
Jakarta, October 2013

Otoritas Jasa Keuangan, Republik Indonesia  
Financial Services Authority, Republic of Indonesia

DAFTAR ISI  
 CONTENTS

	Hal.		Page
KATA PENGANTAR	i	<i>PREFACE</i>	<i>i</i>
DAFTAR ISI	ii	<i>CONTENTS</i>	<i>ii</i>
INDIKATOR KUNCI	xiv	<i>KEY INDICATORS</i>	<i>xiv</i>
IKHTISAR KEGIATAN USAHA PERASURANSIAN DI INDONESIA TAHUN 2012	1	<i>SUMMARY OF INDONESIAN    INSURANCE BUSINESS ACTIVITIES    IN 2012</i>	1
A. UMUM	1	<i>A. GENERAL</i>	1
B. STRUKTUR PASAR	1	<i>B. MARKET STRUCTURE</i>	1
Tabel 1.1    Pertumbuhan Jumlah Perusahaan Perasuransian	2	<i>Table 1.1    The Growth of Total                        Insurance Companies</i>	2
C. PERTUMBUHAN PREMI BRUTO	3	<i>C. THE GROWTH OF GROSS    PREMIUM</i>	3
Tabel 1.2    Premi Bruto dan Produk Domestik Bruto	3	<i>Table 1.2    Gross Premium and Gross                        Domestic Product</i>	3
Tabel 1.3    Premi Bruto Menurut Jenis Usaha	4	<i>Table 1.3    Gross Premium According                        to Insurance Sectors</i>	4
Grafik 1.1    Alokasi Premi Bruto Menurut Sektor Usaha Tahun 2012	5	<i>Graph 1.1    Gross Premiums                        Allocation According to                        Insurance Sectors in 2012</i>	5
D. PERTUMBUHAN JUMLAH KLAIM DIBAYAR	5	<i>D. THE GROWTH OF CLAIMS PAID</i>	5
Tabel 1.4    Pertumbuhan Klaim Dibandingkan dengan Premi Bruto	6	<i>Table 1.4    The Growth of Claim Paid                        Relative to Gross Premium</i>	6
Grafik 1.2.a  Proporsi Klaim Dibayar Menurut Jenis Usaha Tahun 2012	7	<i>Graph 1.2.a  Claim Paid According to                        Insurance Sectors in 2012</i>	7
Grafik 1.2.b  Rasio Klaim Dibayar terhadap Premi Bruto	7	<i>Graph 1.2.b  Ratio of Claims Paid to                        Gross Premiums</i>	7
E. PERTUMBUHAN JUMLAH KEKAYAAN DAN INVESTASI	7	<i>E. THE GROWTH OF ASSETS AND    INVESTMENTS</i>	7
Tabel 1.5    Jumlah Kekayaan Industri Asuransi	8	<i>Table 1.5    The Total Assets of                        Insurance Industry</i>	8
Grafik 1.3    Kekayaan Industri Asuransi Menurut Jenis Usaha Tahun 2012	9	<i>Graph 1.3    The Assets of Insurance                        Industry According to                        Insurance Sectors in 2012</i>	9

Tabel 1.6	Jumlah Investasi Industri Asuransi	10	<i>Table 1.6</i>	<i>Total Investments of Insurance Industry</i>	10
Grafik 1.4.a	Persentase Investasi untuk Setiap Sektor Usaha Tahun 2012	11	<i>Graph 1.4.a</i>	<i>The Percentage of Investment for Each Insurance Sector in 2012</i>	11
Grafik 1.4.b	Rasio Investasi terhadap Kekayaan Sektor Industri Asuransi 2008 -2012	11	<i>Graph 1.4.b</i>	<i>The Ratio of Investment Relative to Total Assets of Insurance Industry Sector 2008 - 2012</i>	11
Tabel 1.7	Portofolio Investasi Industri Asuransi	13	<i>Table 1.7</i>	<i>The Investment Portfolio of Insurance Industry</i>	13
Grafik 1.5	Portofolio Investasi Industri Asuransi Tahun 2012	14	<i>Graph 1.5</i>	<i>The Investment Portfolio of Insurance Industry in 2012</i>	14
F.	NERACA PEMBAYARAN JASA ASURANSI KERUGIAN DAN REASURANSI	14	<i>F.</i>	<i>BALANCE OF SERVICES PAYMENT OF NON LIFE INSURANCE AND REINSURANCE COMPANIES</i>	14
Tabel 1.8	Kegiatan Asuransi Ke dan Dari Luar Negeri	15	<i>Table 1.8</i>	<i>The Balance of Payment of Insurance Industry</i>	15
Grafik 1.6.a	Transaksi Berjalan Sektor Asuransi	16	<i>Graph 1.6.a</i>	<i>Balance of Payment of Insurance Sector</i>	16
Grafik 1.6.b	Rasio Klaim Kegiatan Bisnis Reasuransi dengan Luar Negeri	16	<i>Graph 1.6.b</i>	<i>The Claim Ratio of International Reinsurance Business Activities</i>	16
G.	USAHA ASURANSI DAN REASURANSI DENGAN PRINSIP SYARIAH	17	<i>G.</i>	<i>SHARIA INSURANCE AND REINSURANCE BUSINESS</i>	17
G.1.	STRUKTUR PASAR ASURANSI DENGAN PRINSIP SYARIAH	17	<i>G.1.</i>	<i>THE MARKET STRUCTURE OF SHARIA INSURANCE BUSINESS</i>	17
Tabel 1.9	Pertumbuhan Usaha Asuransi dan Reasuransi dengan Prinsip Syariah	17	<i>Table 1.9</i>	<i>The Growth of Sharia Insurance and Reinsurance Business</i>	17
G.2.	PERTUMBUHAN PREMI BRUTO DAN KLAIM BRUTO	18	<i>G.2.</i>	<i>THE GROWTH OF GROSS PREMIUM AND GROSS CLAIM</i>	18
Tabel 1.10	Pertumbuhan Usaha Asuransi dan Reasuransi dengan Prinsip Syariah	18	<i>Table 1.10</i>	<i>The Growth of Sharia Insurance and Reinsurance Business</i>	18
Tabel 1.11	Pertumbuhan Usaha Asuransi Jiwa dengan Prinsip Syariah	19	<i>Table 1.11</i>	<i>The Growth of Sharia Life Insurance Business</i>	19
Tabel 1.12	Pertumbuhan Usaha Asuransi Kerugian dan Reasuransi dengan Prinsip Syariah	20	<i>Table 1.12</i>	<i>The Growth of Sharia Non-Life Insurance and Reinsurance Business</i>	20

G.3. PERTUMBUHAN RASIO KLAIM	20	G.3. THE GROWTH OF CLAIM RATIO	20
Tabel 1.13 Pertumbuhan Rasio Klaim Usaha Asuransi dengan Prinsip Syariah	20	Table 1.13 The Growth of Claim Ratio of Sharia Insurance Business	20
G.4. PANGSA PASAR ASURANSI DENGAN PRINSIP SYARIAH	21	G.4. THE MARKET SHARE OF SHARIA INSURANCE	21
Tabel 1.14 Pangsa Pasar Asuransi dengan Prinsip Syariah	21	Table 1.14 The Market Share of Sharia Insurance Business	21
H. UNIT LINK	22	H. UNIT LINK	22
Tabel 1.15 Neraca Perusahaan Asuransi yang Memasarkan Unit Link Tahun 2012	22	Table 1.15 The Balance Sheet of Insurance Companies Selling Unit Link in 2012	22
Tabel 1.16 Laba/Rugi Perusahaan Asuransi yang Memasarkan Unit Link Tahun 2012	22	Table 1.16 Profit/Loss of Insurance Companies Selling Unit Link in 2012	22
I. USAHA PIALANG ASURANSI DAN REASURANSI, SERTA PERUSAHAAN PENILAI KERUGIAN ASURANSI	23	I. INSURANCE AND REINSURANCE BROKERS AND LOSS ADJUSTERS BUSINESS	23
Tabel 1.17 Pertumbuhan Komisi Pialang dan Premi Asuransi Melalui Pialang Tahun 2008-2012	23	Table 1.17 The Growth of Brokers' Commissions and Gross Premiums Years 2008-2012	23
Tabel 1.18 Rekapitulasi Banyaknya Jumlah Klaim yang Dinilai oleh Perusahaan Penilai Kerugian Asuransi Tahun 2010-2012	24	Table 1.18 The Recapitulation of Claims Appraised By Loss Adjusters Years 2010-2012	24
Grafik 1.7 Pertumbuhan Kekayaan, Kewajiban, Modal Sendiri Usaha Pialang Asuransi dan Reasuransi Tahun 2008 - 2012	25	Graph 1.7 The Growth of The Assets, Liabilities, Equity of Insurance & Reinsurance Brokers Business Years 2008 -2012	25
Grafik 1.8 Pertumbuhan Pendapatan, Biaya, Laba/Rugi Usaha Pialang Asuransi dan Reasuransi Tahun 2008 - 2012	26	Graph 1.8 The Growth of The Incomes, Expenses, Profit / Loss of Insurance & Reinsurance Brokers Business Years 2008 -2012	26
J. REKAPITULASI TENAGA KERJA DAN AGEN	27	J. RECAPITULATION OF EMPLOYEES AND AGENTS	27
Tabel 1.19 Konvensional	27	Table 1.19 Conventional	27
Tabel 1.20 Syariah	27	Table 1.20 Sharia	27
K. CATATAN	28	NOTES	28

APPENDIX I

LAMPIRAN I

USAHA ASURANSI KERUGIAN DAN REASURANSI	29	<i>NON LIFE INSURANCE AND REINSURANCE BUSINESS</i>	29
Tabel 2.1 Rekapitulasi Neraca Tahun 2012	31	<i>Table 2.1 The Recapitulation of Balance Sheet in 2012</i>	31
Tabel 2.1.1 Rekapitulasi Investasi Tahun 2012	34	<i>Table 2.1.1 The Recapitulation of Investments in 2012</i>	34
Tabel 2.1.2 Rekapitulasi Bukan Investasi Tahun 2012	37	<i>Table 2.1.2 The Recapitulation of Non Investments in 2012</i>	37
Tabel 2.1.3 Rekapitulasi Hasil Investasi Tahun 2012	40	<i>Table 2.1.3 The Recapitulation of Investment Income in 2012</i>	40
Tabel 2.2 Rekapitulasi Laba / Rugi Tahun 2012	43	<i>Table 2.2 The Recapitulation of Income Statement in 2012</i>	43
Tabel 2.3 Kekayaan Perusahaan Tahun 2008 – 2012	46	<i>Table 2.3 The Assets of Companies in Year 2008 – 2012</i>	46
Tabel 2.4 Laba / Rugi Perusahaan Tahun 2008 - 2012	49	<i>Table 2.4 The Income Statement of Companies in Year 2008 -2012</i>	49
Tabel 2.5 Investasi dan Cadangan Teknis Perusahaan Tahun 2008 - 2012	52	<i>Table 2.5 Investments and Technical Reserves of Companies in Year 2008 – 2012</i>	52
Tabel 2.6 Neraca Gabungan per 31 Desember 2012	55	<i>Table 2.6 The Consolidated Balance Sheet as at December 31, 2012</i>	55
Tabel 2.7 Laporan Laba / Rugi Gabungan Tahun 2012	56	<i>Table 2.7 The Consolidated Income Statement in 2012</i>	56
Tabel 2.8 Neraca Gabungan per 31 Desember 2008 - 2012	57	<i>Table 2.8 The Consolidated Balance Sheet as at December 31, 2008 – 2012</i>	57
Tabel 2.9 Laporan Laba / Rugi Gabungan Tahun 2008 - 2012	59	<i>Table 2.9 The Consolidated Income Statement in 2008 - 2012</i>	59
Tabel 2.10 Rekapitulasi Premi, Klaim, dan Komisi Tahun 2012	60	<i>Table 2.10 The Recapitulation of Premiums, Claims and Commissions Year 2012</i>	60
Tabel 2.11 Premi Usaha Asuransi Kerugian dan Reasuransi Tahun 2012	78	<i>Table 2.11 The Premiums of Non Life Insurance and Reinsurance Business in 2012</i>	78
Tabel 2.12 Klaim Usaha Asuransi Kerugian dan Reasuransi Tahun 2012	108	<i>Table 2.12 The Claims of Non Life Insurance and Reinsurance Business in 2012</i>	108
Tabel 2.13 Pertumbuhan Premi Bruto dan Klaim Bruto Tahun 2008 - 2012	138	<i>Table 2.13 The Growth of Gross Premium and Gross Claim in 2008 - 2012</i>	138
Tabel 2.14 Pertumbuhan Premi Neto dan Klaim Neto Tahun 2008 - 2012	140	<i>Table 2.14 The Growth of Net Premiums and Net Claims in 2008 - 2012</i>	140

LAMPIRAN II

USAHA ASURANSI JIWA KONVENSIONAL 143

Tabel 3.1	Rekapitulasi Neraca Per 31 Desember 2012	145
Tabel 3.1.1	Rekapitulasi Investasi per 31 Desember 2012	146
Tabel 3.1.2	Rekapitulasi Bukan Investasi per 31 Desember 2012	147
Tabel 3.1.3	Rekapitulasi Hasil Investasi Tahun 2012	148
Tabel 3.2	Rekapitulasi Neraca Produk Asuransi Yang Dikaitkan dengan Investasi Tahun 2012	149
Tabel 3.3	Rekapitulasi Perhitungan Laba / Rugi Tahun 2012	150
Tabel 3.4	Rekapitulasi Laba / Rugi Produk Asuransi Yang Dikaitkan Dengan Investasi Tahun 2012	151
Tabel 3.5	Kekayaan, Kewajiban Dan Modal Sendiri Usaha Asuransi Jiwa Tahun 2008 - 2012	152
Tabel 3.6	Lab a / Rugi Usaha Asuransi Jiwa Tahun 2008 – 2012	153
Tabel 3.7	Investasi dan Cadangan Teknis Perusahaan Tahun 2008 – 2012	154
Tabel 3.8	Neraca Gabungan per 31 Desember 2012	155
Tabel 3.9	Laporan Laba / Rugi Gabungan Tahun 2012	156
Tabel 3.10	Neraca Gabungan per 31 Desember 2008 – 2012	157
Tabel 3.11	Laporan Laba / Rugi Gabungan Tahun 2008 – 2012	159
Tabel 3.12.1.A	Laporan Premi Pertanggungjawaban Baru per Cabang Asuransi Tahun 2012	160
Tabel 3.12.1.B	Laporan Premi Lanjutan per Cabang Asuransi Tahun 2012	162

APPENDIX II

LIFE INSURANCE BUSINESS CONVENTIONAL 143

<i>Table 3.1</i>	<i>The Recapitulation of Balance Sheet as at December 31, 2012</i>	145
<i>Table 3.1.1</i>	<i>The Recapitulation of Investment as at December 31, 2012</i>	146
<i>Tabel 3.1.2</i>	<i>The Recapitulation of Non Investment Assets as at December 31, 2012</i>	147
<i>Table 3.1.3</i>	<i>The Recapitulation of Investment Income in Year 2012</i>	148
<i>Table 3.2</i>	<i>The Recapitulation of Unit Link Balance Sheet In 2012</i>	149
<i>Table 3.3</i>	<i>The Recapitulation of Income Statement in 2012</i>	150
<i>Table 3.4</i>	<i>The Recapitulation of Unit Link Income Statement In 2012</i>	151
<i>Table 3.5</i>	<i>Assets, Liabilities And Equity of Life Insurance Business In Year 2008-2012</i>	152
<i>Table 3.6</i>	<i>The Income Statement of Life Insurance Business in Year 2008- 2012</i>	153
<i>Table 3.7</i>	<i>Investments and Technical Reserves of Companies In Year 2008 - 2012</i>	154
<i>Table 3.8</i>	<i>Consolidated Balance Sheet as at December 31, 2012</i>	155
<i>Table 3.9</i>	<i>Consolidated Income Statement in 2012</i>	156
<i>Table 3.10</i>	<i>Consolidated Balance Sheet as at December 31, 2008- 2012</i>	157
<i>Table 3.11</i>	<i>Consolidated Income Statement in Year 2008-2012</i>	159
<i>Table 3.12.1.A</i>	<i>First Year Premium Report per Line of Business Year 2012</i>	160
<i>Table 3.12.1.B</i>	<i>Continuance Premium Report per Line of Business Year 2012</i>	162

Tabel 3.12.2	Laporan Premi Murni per Cabang Asuransi Tahun 2012	164	<i>Table 3.12.2 Premium Report per Line of Business Year 2012</i>	164
Tabel 3.12.3	Laporan Asumsi Biaya per Cabang Asuransi Tahun 2012	166	<i>Table 3.12.3 Loading Assumption Report per Line of Business Year 2012</i>	166
Tabel 3.12.4	Laporan Premi Tahun 2012	167	<i>Table 3.12.4 Premium Report Year 2012</i>	167
Tabel 3.13.1	Cadangan Premi per 31 Desember 2012	169	<i>Table 3.13.1 Premium Reserve as at December 31, 2012</i>	169
Tabel 3.13.2	Cadangan Atas Premi yang Belum Merupakan Pendapatan (CAPYBMP)	170	<i>Table 3.13.2 Unearned Premium Reserve (UPR)</i>	170
Tabel 3.14	Jumlah Tertanggung dan Uang Pertanggungan Tahun 2008-2012	171	<i>Table 3.14 The Number of Insured and Sum Insured Years 2008 -2012</i>	171
Tabel 3.15	Portepel per 31 Desember 2012 per Cabang Asuransi	172	<i>Table 3.15 Portfolio per Line of Business as at December 31, 2012</i>	172
Tabel 3.16	Pertanggungan yang Berlaku pada Awal Tahun 2012	182	<i>Table 3.16 Policies In force at The Beginning of The Year 2012</i>	182
Tabel 3.16.1	Pertanggungan Baru untuk Tahun 2012	183	<i>Table 3.16.1 New Business for The Year 2012</i>	183
Tabel 3.16.2	Pemulihan Kembali Polis untuk Tahun 2012	184	<i>Table 3.16.2 Reinstatement for The Year 2012</i>	184
Tabel 3.16.3	Perubahan dari Cabang lain untuk Tahun 2012	185	<i>Table 3.16.3 Alteration from Other Plans for the Year 2012</i>	185
Tabel 3.16.4	Meninggal dalam Tahun 2012	186	<i>Table 3.16.4 Death for The Year 2012</i>	186
Tabel 3.16.5	Habis Kontrak dalam Tahun 2012	187	<i>Table 3.16.5 Maturities for The Year 2012</i>	187
Tabel 3.16.6	Pemutusan Kontrak Produk Yang Dihasilkan Tahun 2012	188	<i>Table 3.16.6 Lapse for Products Produced for The Year 2012</i>	188
Tabel 3.16.7	Pemutusan Kontrak Produk Yang Dihasilkan Tahun 2011	189	<i>Table 3.16.7 Lapse for Products Produced for The Year 2011</i>	189
Tabel 3.16.8	Pemutusan Kontrak Produk Yang Dihasilkan Tahun 2010	190	<i>Table 3.16.8 Lapse for Products Produced for The Year 2010</i>	190
Tabel 3.16.9	Perubahan ke Cabang Lain untuk Tahun 2012	191	<i>Table 3.16.9 Alteration to Other Plans for the Year 2012</i>	191
Tabel 3.17	Pertanggungan pada Akhir Tahun 2012	192	<i>Table 3.17 Policies In forced at The End of The Year 2012</i>	192
Tabel 3.18.1	Pertanggungan Baru Tahun 2008 - 2012	193	<i>Table 3.18.1 New Business Years 2008 - 2012</i>	193
Tabel 3.18.2	Meninggal Tahun 2008 - 2012	195	<i>Table 3.18.2 Death Years 2008 - 2012</i>	195
Tabel 3.18.3	Habis Kontrak Tahun 2008 - 2012	197	<i>Table 3.18.3 Maturity Years 2008 - 2012</i>	197

Tabel 3.18.4	Pemutusan Kontrak Tahun 2008 - 2012	199	<i>Table 3.18.4 Lapse Years 2008 - 2012</i>	199
Tabel 3.19	Pertumbuhan Jumlah Tertanggung dan Uang Pertanggungan Tahun 2008 -2012	201	<i>Table 3.19 The Growth of Number of Insured and Sum Insured Years 2008 - 2012</i>	201
<b>LAMPIRAN III</b>			<b>APPENDIX III</b>	
<b>USAHA ASURANSI DAN REASURANSI SYARIAH</b>		203	<b>SHARIA INSURANCE AND REINSURANCE BUSINESS</b>	
	<b>DANA PERUSAHAAN</b>		<b>SHAREHOLDERS FUND</b>	
Tabel 4.1A	Rekapitulasi Neraca Dana Perusahaan per 31 Desember 2012	205	<i>Table 4.1A The Recapitulation of Balance Sheet of Shareholders Fund as of 31 December 2012</i>	205
Tabel 4.1A.1	Rekapitulasi Investasi Dana Perusahaan per 31 Desember 2012	206	<i>Table 4.1A.1 The Recapitulation of Investment of Shareholders Fund as of 31 December 2012</i>	206
Tabel 4.1A.2	Rekapitulasi Aset Bukan Investasi Dana Perusahaan per 31 Desember 2012	207	<i>Table 4.1A.2 The Recapitulation of Non- Investment Assets of Shareholders Fund as of 31 December 2012</i>	207
Tabel 4.2A	Rekapitulasi Laba/Rugi Dana Perusahaan per 31 Desember 2012	208	<i>Table 4.2A The Recapitulation of Income Statement of Shareholders Fund In 2012</i>	208
Tabel 4.3A	Hasil Investasi Dana Perusahaan Tahun 2012	209	<i>Investment Income of Shareholders Fund in 2012</i>	209
Tabel 4.4A	Neraca Dana Perusahaan per 31 Desember 2012	210	<i>Table 4.3A Consolidated Balance Sheet of Shareholders Fund as at December 31, 2012</i>	210
Tabel 4.5A	Labarugi Dana Perusahaan per 31 Desember 2012	211	<i>Table 4.4A The Recapitulation of Income Statement of Shareholders Fund in 2012</i>	211
	<b>DANA TABARRU</b>		<b>TABARRU FUND</b>	
Tabel 4.1B	Rekapitulasi Neraca Dana Tabarru per 31 Desember 2012	212	<i>Table 4.1B The Recapitulation of Balance Sheet of Tabarru Fund as of 31 December 2012</i>	212
Tabel 4.1B.1	Rekapitulasi Investasi Dana Tabarru per 31 Desember 2012	213	<i>Table 4.1B.1 The Recapitulation of Investment of Tabarru Fund as of 31 December 2012</i>	213



Tabel 4.1B.2	Rekapitulasi Aset Bukan Investasi Dana Tabarru per 31 Desember 2012	214	<i>Table 4.1B.2 The Recapitulation of Non- Investment Assets of Tabarru Fund as of 31 December 2012</i>	214
Tabel 4.2B	Hasil Investasi Dana Tabarru Tahun 2012	215	<i>Table 4.2B Investment Income of Tabarru Fund in 2012</i>	215
Tabel 4.3B	Neraca Dana Tabarru per 31 Desember 2012	216	<i>Table 4.3B Consolidated Balance Sheet of Tabarru Fund as at December 31, 2012</i>	216
Tabel 4.4B	Surplus Underwriting Dana Tabarru per 31 Desember 2012	217	<i>Table 4.4B Underwriting Surplus of Tabarru Fund in 2012</i>	217
Tabel 4.5B	Rekapitulasi Premi, Klaim dan Komisi Tahun 2012	218	<i>Table 4.5B The Recapitulation of Premiums, Claims and Commissions Year 2012</i>	218
Tabel 4.6B	Premi Usaha Asuransi Umum dan Reasuransi Syariah Tahun 2012	236	<i>Table 4.6B The Premiums of Sharia General Insurance and Reinsurance Business in 2012</i>	236
Tabel 4.7B	Klaim Usaha Asuransi Umum dan Reasuransi Tahun 2012	250	<i>Table 4.7B Claims of General Insurance and Reinsurance Business in 2012</i>	250
<b>USAHA ASURANSI JIWA SYARIAH</b>		<b>265</b>	<b>SHARIA LIFE INSURANCE BUSINESS</b>	<b>265</b>
<b>DANA PERUSAHAAN</b>			<b>SHAREHOLDERS FUND</b>	
Tabel 4.1C	Rekapitulasi Neraca Dana Perusahaan per 31 Desember 2012	267	<i>Table 4.1C The Recapitulation of Balance Sheet of Shareholders Fund as of 31 December 2012</i>	267
Tabel 4.1C.1	Rekapitulasi Investasi Dana Perusahaan per 31 Desember 2012	268	<i>Table 4.1C.1 The Recapitulation of Investment of Shareholders Fund as of 31 December 2012</i>	268
Tabel 4.1C.2	Rekapitulasi Aset Bukan Investasi Dana Perusahaan per 31 Desember 2012	269	<i>Table 4.1C.2 The Recapitulation of Non- Investment Assets of Shareholders Fund as of 31 December 2012</i>	269
Tabel 4.2C	Rekapitulasi Laba/Rugi Dana Perusahaan per 31 Desember 2012	270	<i>Table 4.2C The Recapitulation of Income Statement of Shareholders Fund In 2012</i>	270
Tabel 4.3C	Hasil Investasi Dana Perusahaan Tahun 2012	271	<i>Table 4.3C Investment Income of Shareholders Fund in 2012</i>	271
Tabel 4.4C	Neraca Dana Perusahaan per 31 Desember 2012	272	<i>Table 4.4C Consolidated Balance Sheet of Shareholders Fund as at December 31, 2012</i>	272

Tabel 4.5C	Laba/Rugi Dana Perusahaan per 31 Desember 2012	273	<i>Table 4.4C The Recapitulation of Income Statement of Shareholders Fund in 2012</i>	273
	DANA TABARRU		TABARRU FUND	
Tabel 4.1D	Rekapitulasi Neraca Dana Tabarru per 31 Desember 2012	274	<i>Table 4.1D The Recapitulation of Balance Sheet of Tabarru Fund as of 31 December 2012</i>	274
Tabel 4.1D.1	Rekapitulasi Investasi Dana Tabarru per 31 Desember 2012	275	<i>Table 4.1D.1 The Recapitulation of Investment of Tabarru Fund as of 31 December 2012</i>	275
Tabel 4.1D.2	Rekapitulasi Aset Bukan Investasi Dana Tabarru per 31 Desember 2012	276	<i>Table 4.1D.2 The Recapitulation of Non- Investment Assets of Tabarru Fund as of 31 December 2012</i>	276
Tabel 4.2D	Hasil Investasi Dana Tabarru Tahun 2012	277	<i>Table 4.2D Investment Income of Tabarru Fund in 2012</i>	277
Tabel 4.3D	Neraca Dana Tabarru per 31 Desember 2012	278	<i>Table 4.3D Consolidated Balance Sheet of Tabarru Fund as at December 31, 2012</i>	278
Tabel 4.4D	Surplus Underwriting Dana Tabarru per 31 Desember 2012	279	<i>Table 4.4D Underwriting Surplus of Tabarru Fund in 2012</i>	279
Tabel 4.5D	Portopel per Cabang Asuransi per 31 Desember 2012	280	<i>Table 4.5D Portofolio per Line of Business as at December 2012</i>	280
Tabel 4.6D	Premi per Cabang Asuransi Tahun 2012	291	<i>Table 4.6D Premium Report Per Line of Business Year 2012</i>	291
Tabel 4.6D.1	Premi Pertanggungsaan Baru per Cabang Asuransi Tahun 2012	289	<i>Table 4.6D.1 First Year Premium Per Line of Business Year 2012</i>	289
Tabel 4.6D.2	Premi Pertanggungsaan Lanjutan per Cabang Asuransi Tahun 2012	290	<i>Table 4.6D.2 Continuance Premium Per Line of Business Year 2012</i>	290
Tabel 4.6D.3	Laporan Premi Murni per Cabang Asuransi Tahun 2012	291	<i>Table 4.6D.3 Net Premium Report per Line of Business Year 2012</i>	291
Tabel 4.7D	Kenaikan (Penurunan) Penyisihan Kontribusi Tahun 2012	294	<i>Table 4.7D Changes in Contribution Reserved in years 2012</i>	294
Tabel 4.7D.1	Cadangan Atas Premi yang Belum Merupakan Pendapatan	294	<i>Table 4.7D.1 Unearned Premium Reserve</i>	294
Tabel 4.7D.2	Cadangan Premi per 31 Desember 2012	295	<i>Table 4.7D.2 Premium Reserve as at December, 31 2012</i>	295
Tabel 4.8D.1	Pertanggungsaan yang Berlaku Pada Awal Tahun 2012	296	<i>Table 4.8D.1 Policies Inforce at The Beginning of The Year 2012</i>	296
Tabel 4.8D.2	Pertanggungsaan Baru Untuk Tahun 2012	297	<i>Table 4.8D.2 New Business for The Year 2012</i>	297

Tabel 4.8D.3	Pemulihan Kembali Polis Untuk Tahun 2012	298	<i>Table 4.8D.3 Reinstatement for The Year 2012</i>	298
Tabel 4.8D.4	Perubahan dari Cabang Lain Untuk Tahun 2012	299	<i>Table 4.8D.4 Alteration From Other Plans for The Year 2012</i>	299
Tabel 4.8D.5	Meninggal Dalam Tahun 2012	300	<i>Table 4.8D.5 Deaths for The Year 2012</i>	300
Tabel 4.8D.6	Habis Kontrak Dalam Tahun 2012	301	<i>Table 4.8D.6 Maturities for The Year 2012</i>	301
Tabel 4.8D.7	Pemutusan Kontrak Produk yang Dihasilkan Tahun 2012	302	<i>Table 4.8D.7 Lapse for Products Produced for The Year 2012</i>	302
Tabel 4.8D.8	Pemutusan Kontrak Produk yang Dihasilkan Tahun 2011	303	<i>Table 4.8D.8 Lapse for Products Produced for The Year 2011</i>	303
Tabel 4.8D.9	Pemutusan Kontrak Produk yang Dihasilkan Tahun 2010	304	<i>Table 4.8D.9 Lapse for Products Produced for The Year 2010</i>	304
Tabel 4.8D.10	Perubahan dari Cabang Lain Untuk Tahun 2012	305	<i>Table 4.8D.10 Alteration From Other Plans for The Year 2012</i>	305
Tabel 4.8D.11	Pertanggung pada Akhir Tahun 2012	306	<i>Table 4.8D.11 Policies Inforce at The End of The Year 2012</i>	306
Tabel 4.9D.1	Penyisihan Kontribusi, Tahun 2011	307	<i>Table 4.9D.1 Technical Reserve, Year 2011</i>	307
Tabel 4.9D.2	Kenaikan (Penurunan) Penyisihan Kontribusi Tahun 2012	308	<i>Table 4.9D.2 Changes in Contribution Reserved in years 2012</i>	308
Tabel 4.9D.3	Penyisihan Teknis, Tahun 2012	309	<i>Table 4.9D.3 Technical Reserve, Year 2012</i>	309
	<b>DANA INVESTASI PERSERTA</b>		<b>PARTICIPANTS INVESTMENT FUND</b>	
Tabel 4.1E	Rekapitulasi Neraca Dana Investasi Peserta per 31 Desember 2012	310	<i>Table 4.1E The Recapitulation of Balance Sheet of Participants Investment Fund as of 31 December 2012</i>	310
Tabel 4.1E.1	Rekapitulasi Investasi Dana Investasi Peserta per 31 Desember 2012	311	<i>Table 4.1E.1 The Recapitulation of Investment of Participants Investment Fund as of 31 December 2012</i>	311
Tabel 4.1E.2	Rekapitulasi Aset Non Investasi Dana Investasi Peserta per 31 Desember 2012	312	<i>Table 4.1E.2 The Recapitulation of Non- Investment Assets of Participants Investment Fund as of 31 December 2012</i>	312
Tabel 4.2E	Neraca Gabungan Dana Investasi Peserta, per 31 Desember 2012	313	<i>Table 4.2E Balance Sheet of Participants Investment Funds, as of 31 December 2012</i>	313
Tabel 4.3E	Perubahan Dana Investasi Peserta per 31 Desember 2012	314	<i>Table 4.3E Consolidated Balance Sheet Participants Investment Fund as at December 31, 2012</i>	314

<b>LAMPIRAN IV</b>		<i>APPENDIX IV</i>	
<b>PROGRAM ASURANSI SOSIAL DAN JAMINAN SOSIAL TENAGA KERJA</b>	<b>315</b>	<i>SOCIAL INSURANCE PROGRAM AND WORKERS SOCIAL SECURITY</i>	<i>315</i>
Tabel 5.1 Rekapitulasi Neraca Tahun 2012	317	<i>Table 5.1 The Recapitulation of Balance Sheets in 2012</i>	<i>317</i>
Tabel 5.2 Rekapitulasi Perhitungan Laba / Rugi Tahun 2012	318	<i>Table 5.2 The Recapitulation of Income Statement in 2012</i>	<i>318</i>
Tabel 5.3 Pertumbuhan Data Teknis Tahun 2008 - 2012	319	<i>Table 5.3 The Growth of Technical Data in 2008 - 2012</i>	<i>319</i>
Tabel 5.4 Neraca Gabungan per 31 Desember 2009 & 2012	320	<i>Table 5.4 Consolidated Balance Sheet as at December 31, 2009 &amp; 2012</i>	<i>320</i>
Tabel 5.5 Laporan Laba / Rugi Gabungan Tahun 2009 & 2012	321	<i>Table 5.5 Consolidated Profit / Loss Statement in 2009 &amp; 2012</i>	<i>321</i>
<b>LAMPIRAN V</b>		<i>APPENDIX V</i>	
<b>PROGRAM ASURANSI UNTUK PEGAWAI NEGERI SIPIL DAN TNI / POLRI</b>	<b>323</b>	<i>INSURANCE PROGRAM FOR CIVIL SERVANTS AND ARMED FORCES / POLICE</i>	<i>323</i>
Tabel 6.1 Rekapitulasi Neraca Tahun 2012	325	<i>Table 6.1 The Recapitulation of Balance Sheets in 2012</i>	<i>325</i>
Tabel 6.2 Rekapitulasi Perhitungan Laba / Rugi Tahun 2012	326	<i>Table 6.2 The Recapitulation of Income Statement in 2012</i>	<i>326</i>
Tabel 6.3 Pertumbuhan Data Teknis Tahun 2008 - 2012	327	<i>Table 6.3 The Growth of Technical Data in 2008 - 2012</i>	<i>327</i>
Tabel 6.4 Neraca Gabungan per 31 Desember 2009 & 2012	328	<i>Table 6.4 Consolidated Balance Sheet as at December 31, 2009 &amp; 2012</i>	<i>328</i>
Tabel 6.5 Laporan Laba / Rugi Gabungan Tahun 2009 & 2012	329	<i>Table 6.5 Consolidated Profit / Loss Statement in 2009 &amp; 2012</i>	<i>329</i>
<b>LAMPIRAN VI</b>		<i>APPENDIX VI</i>	
<b>USAHA PIALANG ASURANSI DAN REASURANSI SERTA PERUSAHAAN PENILAI KERUGIAN ASURANSI</b>	<b>331</b>	<i>INSURANCE AND REINSURANCE BROKERS AND LOSS ADJUSTERS BUSINESS</i>	<i>331</i>
Tabel 7.1 Rekapitulasi Jumlah Klaim yang Dinilai oleh Perusahaan Penilai Kerugian Asuransi	333	<i>Table 7.1 The Recapitulation of Claims Appraised by Loss Adjusters</i>	<i>333</i>
Tabel 7.2 Rekapitulasi Premi dan Komisi Tahun 2012	334	<i>Table 7.2 The Recapitulation of Premiums and Commissions in 2012</i>	<i>334</i>
Tabel 7.3 Rekapitulasi Neraca per 31 Desember 2012	346	<i>Table 7.3 The Recapitulation of Balance Sheet as at December 31, 2012</i>	<i>346</i>
Tabel 7.4 Rekapitulasi Perhitungan Laba / Rugi Tahun 2012	353	<i>Table 7.4 The Recapitulation of Profit / Loss in 2012</i>	<i>353</i>

Tabel 7.5	Investasi Tahun 2008 - 2012	353	<i>Table 7.5</i>	<i>Investments in Year 2008 - 2012</i>	353
Tabel 7.6	Kekayaan, Kewajiban, dan Modal Sendiri Tahun 2008 - 2012	356	<i>Table 7.6</i>	<i>Assets, Liabilities, and Equities in Year 2008 - 2012</i>	356
Tabel 7.7	Laba / Rugi Tahun 2008 - 2012	360	<i>Table 7.7</i>	<i>Profit / Loss in Year 2008 - 2012</i>	360

**INDIKATOR KUNCI**  
**KEY INDICATORS**

<b>ECONOMICS AND INSURANCE DEVELOPMENT</b>	<b>2008</b>	<b>2009</b>	<b>2010</b>	<b>2011</b>	<b>2012</b>
<b>(1)</b>	<b>(2)</b>	<b>(3)</b>	<b>(4)</b>	<b>(5)</b>	<b>(6)</b>
<b>1 National Income Aggregate*</b>					
<i>Gross Domestic Product</i>					
<i>At Current Market Price</i>	4,951.30	5,603.80	6,422.90	7,427.10	8,241.90
<i>(Trillion Rp)</i>					
<i>Annual Change (%)</i>	25.32	13.24	14.62	15.63	10.97
<i>At year 2000 Market Price (Trillion Rp)**</i>	2,082.30	2,177.00	2,310.70	2,463.20	2,618.10
<i>Annual Change (%)</i>	6.01	4.55	6.14	6.60	6.29
<b>2 Inflation Rate (Annual Change of CPI)*</b>					
	11.06	2.78	6.96	3.79	4.30
<b>3 Exchange Rate (Per US\$1)</b>					
	10,950	9,404	8,991	9,068	10,025
<b>4 Population (Trillion Rp)*</b>					
	229	237.5	237.6	241.1	244
<b>5 Employment (in 000)*</b>					
<i>Labour Force</i>					
	111.95	113.833	116,527	117.37	118.05
<i>Number of Employed (Formal Sector)</i>					
	102.55	104.87	108.21	109.67	110.81
<b>6 Market Structure</b>					
<i>Number of Registered Insurers :</i>					
<i>Life Insurers</i>	45	46	45	45	47
<i>General Insurers</i>	90	89	87	85	84
<i>Professional Reinsurers</i>	4	4	4	4	4
<i>Social Insurer &amp; Jamsostek</i>	2	2	2	2	2
<i>Civil Servant &amp; Armed Forces</i>	3	3	3	3	3
<i>Insurance and Reinsurance Brokers</i>	162	164	159	165	179
<i>Loss Adjusters</i>	27	28	27	27	26
<i>Actuarial Consultants</i>	28	29	28	29	29
<i>Agen Companies</i>	10	14	16	21	24
<b>7 Insurance Development:</b>					
<i>Per Capita Expenditure (Rp)***</i>	380,269	448,193	853,483	644,468	719,557.26
<i>Total Industry Asset (Trillion Rp)</i>	243.58	320.89	405.23	479.84	569.32
<i>As % of GDP:</i>					
<i>Life Sum Insureds</i>	6.55	7.67	7.56	0.00	9.46
<i>Life Premiums</i>	1.02	1.10	1.17	0.00	0.00
<i>Non-life and Reinsurance Gross Premiums</i>	1.29	1.33	1.39	0.00	1.69
<i>Life Assets</i>	4.92	6.51	8.16	0.00	10.28
<i>Non-Life and Reinsurance Assets</i>	1.67	1.84	2.09	0.00	2.54
<b>LIFE INSURANCE DATA</b>					
<b>Total New Business except PA and Health</b>					
<i>Number of Policies (In Unit)</i>	19,825,209	12,043,414	13,192,184	37,188,096	15,964,094
<i>Sum Insured (Trillion Rp)</i>	324.19	429.60	485.68	930.18	779.96
<i>Annual Premium (Trillion Rp)</i>	27.26	34.29	33.25	46.64	103.42
<b>Total Business In Force :</b>					
<i>Number of Policies (In Unit)</i>	43,410,774	38,387,734	34,564,028	38,625,506	49,682,841
<i>Sum Insured (Trillion Rp)</i>	1,211.75	1,361.07	1,654.93	2,241.00	2,657.82
<i>Annual Premium (Trillion Rp)</i>	50.43	61.73	75.06	89.77	108.33
<i>Number of Policies as % of Population</i>	18.96	16.16	14.57	16.02	10.89
<i>Premium Reserves (Trillion Rp)</i>	82.23	113.01	153.21	192.75	188.35

<b>ECONOMICS AND INSURANCE DEVELOPMENT</b>	<b>2008</b>	<b>2009</b>	<b>2010</b>	<b>2011</b>	<b>2012</b>
<b>(1)</b>	<b>(2)</b>	<b>(3)</b>	<b>(4)</b>	<b>(5)</b>	<b>(6)</b>
<i>Total Assets (Trillion Rp)</i>	102.40	141.6	188.46	228.80	269.25
<b>NON-LIFE INSURANCE &amp; REINSURANCE DATA</b>					
<i>Gross Premium (Trillion Rp)</i>	26.93	28.99	32.05	33.72	44.24
<i>Net Premium (Billion Rp) :</i>					
<i>Total</i>	11,810.17	13,739.77	15,775.78	18,479.18	24,052.70
<i>Property</i>	1,871.45	2,131.68	2,121.15	2,477.73	3,189.77
<i>Motor</i>	5,393.76	5,812.41	7,221.60	7,838.90	9,641.37
<i>Cargo</i>	981.88	957.71	1,063.78	1,241.35	1,319.77
<i>Marine Hull</i>	242.03	448.16	381.48	462.01	471.10
<i>Aviation</i>	57.99	308.45	94.01	107.56	94.91
<i>Satellite</i>	-	(3.72)	0.39	11.91	1.24
<i>Energy-Onshore</i>	16.01	(4.98)	28.75	32.10	(42.94)
<i>Energy-Offshore</i>	127.58	538.62	77.53	154.65	153.27
<i>Engineering</i>	254.62	291.92	262.61	361.05	420.32
<i>Liability</i>	110.79	200.42	151.86	159.84	174.83
<i>Personal Accident &amp; Health</i>	1,329.12	1,901.99	2,573.96	3,133.26	4,316.89
<i>Credit &amp; Surety Bond</i>	583.22	388.91	663.46	1,014.94	1,238.05
<i>Others</i>	0.84	0.77	1,135.20	1,483.88	717.09
<i>Retention Ratio (%) :</i>	44%	50%	49%	55%	54%
<i>Incurred Loss Ratios (%) ** :</i>					
<i>Total</i>	36.81	42.48	43.01	38.19	56.36
<i>Property</i>	33.26	41.18	48.11	35.50	47.29
<i>Motor</i>	46.5	49.45	46.38	46.47	62.14
<i>Cargo</i>	31.99	39.72	32.01	31.22	33.98
<i>Marine Hull</i>	39.84	53.18	32.80	31.15	56.23
<i>Aviation</i>	64.84	71.78	18.49	22.00	55.16
<i>Satellite</i>	0.00	0.00	0.00	54.06	236.78
<i>Energy-Onshore</i>	14.34	12.28	40.56	44.21	-2.76
<i>Energy-Offshore</i>	15.54	8.31	33.57	13.97	10.47
<i>Engineering:</i>	28.93	39.09	46.38	34.46	60.74
<i>Liability</i>	15.76	3.55	7.27	9.38	17.76
<i>Personal Accident &amp; Health:</i>	45.58	45.46	48.33	50.48	60.43
<i>Credit &amp; Surety Bond:</i>	34.57	137.26	154.81	65.96	55.75
<i>Credit Insurance</i>	22.15	122.1	139.85	51.51	26.36
<i>Surety Bond</i>	12.42	15.16	14.96	14.44	39.60
<i>Others</i>	28.42	31.85	29.59	38.19	54.17
<i>Underwriting Surplus (Trillion Rp)</i>					
<i>Earned Premium</i>	10.93	13.32	27.65	32.72	21.32
<i>Incurred Claim</i>	6.36	9.66	13.91	14.65	13.94
<i>Net Commission</i>	1.91	2.16	4.40	4.87	3.28
<i>Underwriting Profit</i>	4.34	3.66	5.34	3.81	8.51
<i>Management Expense</i>	3.42	3.69	4.16	4.86	5.54
<i>Underwriting Profit as % of Earned Premium</i>	39.69	27.47	19.31	11.64	39.89
<i>Net Investment Income (Trillion Rp)</i>	1.51	1.97	2.53	3.13	3.51
<i>Net Profit (Trillion Rp)</i>	2.21	2.49	3.22	4.37	4.94
<i>Total Assets (Trillion Rp)</i>	34.79	40.16	48.27	55.97	66.5
<b>SOCIAL INSURANCE PROGRAM &amp; WORKERS SOCIAL SECURITY</b>					



<b>ECONOMICS AND INSURANCE DEVELOPMENT</b>	<b>2008</b>	<b>2009</b>	<b>2010</b>	<b>2011</b>	<b>2012</b>
<b>(1)</b>	<b>(2)</b>	<b>(3)</b>	<b>(4)</b>	<b>(5)</b>	<b>(6)</b>
<i>(Trillion Rp)</i>					
Premium Written	4.34	5.10	5.73	6.72	7.77
Technical Reserve	5.92	7.02	8.18	9.60	11.17
Annual Benefit	2.50	3.03	3.02	3.51	3.85
Total Assets	66.61	87.49	107.03	121.93	144.96
<b>CIVIL SERVANTS &amp; ARMED FORCES / POLICE</b>					
<i>(Trillion Rp)</i>					
Premium Written	8.67	10.64	11.80	13.54	15.23
Technical Reserve	33.65	41.25	47.61	56.36	66.77
Annual Benefit	11.19	14.81	14.84	10.03	12.73
Total Assets	39.78	51.59	61.46	73.14	92.12

\* Source: Central of Statistic Bureau (BPS)

\*\* The Constant Price is Based on Year 2000

\*\*\* Total Gross Premiums / Number of Population



## IKHTISAR KEGIATAN USAHA PERASURANSIAN DI INDONESIA TAHUN 2012

### SUMMARY OF INDONESIAN INSURANCE BUSINESS ACTIVITIES IN 2012

#### A. UMUM

Perekonomian Indonesia pada tahun 2012, sebagaimana diukur dari Pendapatan Domestik Bruto (PDB), meningkat dari Rp 7.427,1 triliun di tahun 2011 menjadi Rp 8.241,9 triliun di tahun 2012. Pada periode yang sama, untuk industri asuransi, penerimaan premi bruto naik sebesar 16,29% dari Rp153,1 triliun pada tahun 2011 menjadi Rp178,07 triliun pada tahun 2012. Dengan demikian, rasio antara premi bruto dan PDB mengalami kenaikan pada tahun 2012 dari 2,06% menjadi 2,16%.

#### A. GENERAL

*Indonesian economy in 2012, as measured by Gross Domestic Product (GDP), increased from Rp7,427.1 trillion in 2011 to Rp8,241.9 trillion in 2012. Within the same period, gross premium income of insurance industry increased by 16,29% from Rp153.1 trillion in 2011 to Rp178.07 trillion in 2012. Thus, in 2012 the ratio of gross premium to GDP increased from 2.06% to 2.16%.*

#### B. STRUKTUR PASAR

Per 31 Desember 2012, jumlah perusahaan perasuransian yang memiliki izin usaha untuk beroperasi di Indonesia adalah 398 perusahaan, terdiri atas 140 perusahaan asuransi dan reasuransi, dan 258 perusahaan penunjang asuransi.

Perusahaan asuransi dan reasuransi terdiri dari 47 perusahaan asuransi jiwa, 84 perusahaan asuransi umum, 4 perusahaan reasuransi, 2 perusahaan penyelenggara program asuransi sosial dan jaminan sosial tenaga kerja, dan 3 perusahaan penyelenggara asuransi untuk pegawai negeri sipil (PNS) dan TNI / POLRI.

Perusahaan penunjang usaha asuransi terdiri dari 150 perusahaan pialang asuransi, 29 perusahaan pialang reasuransi, 26 perusahaan penilai kerugian asuransi, 29 konsultan aktuarial, dan 24 agen asuransi. Tabel 1.1 berikut memperlihatkan pertumbuhan jumlah perusahaan perasuransian.

#### B. MARKET STRUCTURE

*As of the end of December 2012, there were 398 companies operating business in Indonesia, consisted of 140 insurance and reinsurance companies, and 258 related-insurance companies.*

*The insurance and reinsurance companies consisted of 47 life insurance companies, 84 non life insurance companies, 4 reinsurance companies, 2 companies administering social insurance and workers social security program, and 3 companies administering insurance for civil servants and armed forces / police.*

*The related-insurance companies consisted of 150 insurance brokers, 29 reinsurance brokers, 26 loss adjusters, 29 actuarial consultants and 24 insurance agents. Table 1.1 shows the growth of total insurance companies.*

**Tabel 1.1 Pertumbuhan Jumlah Perusahaan Perasuransian 2008 - 2012**

*Table 1.1 The Growth of Total Insurance Companies 2008-2012*

No.	Keterangan Description	2008	2009	2010	2011	2012
1.	Asuransi Jiwa / <i>Life Insurance</i>	<b>45</b>	<b>46</b>	<b>46</b>	<b>45</b>	<b>47</b>
	a. Swasta Nasional / <i>National Private</i>	27	28	29	26	28
	b. Patungan / <i>Joint Venture</i>	18	18	17	19	19
2.	Asuransi Umum / <i>Non Life Insurance</i>	<b>90</b>	<b>89</b>	<b>87</b>	<b>85</b>	<b>84</b>
	a. Swasta Nasional / <i>National Private</i>	70	69	69	66	66
	b. Patungan / <i>Joint Venture</i>	20	20	18	19	18
3.	Reasuransi / <i>Reinsurance</i>	<b>4</b>	<b>4</b>	<b>4</b>	<b>4</b>	<b>4</b>
	a. Swasta Nasional / <i>National Private</i>	4	4	4	4	4
	b. Patungan / <i>Joint Venture</i>	-	-	-	-	-
4.	Penyelenggara Program Asuransi Sosial dan Jaminan Sosial Tenaga Kerja / <i>Companies Administering Social Insurance and Workers Social Security Program</i>	<b>2</b>	<b>2</b>	<b>2</b>	<b>2</b>	<b>2</b>
5.	Penyelenggara Asuransi untuk PNS dan TNI / POLRI / <i>Companies Administering Insurance for Civil Servants and Armed Forces / Police.</i>	<b>3</b>	<b>3</b>	<b>3</b>	<b>3</b>	<b>3</b>
<b>6.</b>	<b>Jumlah / Total (1 s.d. 5) / (1 to 5)</b>	<b>144</b>	<b>144</b>	<b>142</b>	<b>139</b>	<b>140</b>
7.	Pialang Asuransi / <i>Insurance Brokers</i>	141	142	138	138	150
8.	Pialang Reasuransi / <i>Reinsurance Brokers</i>	21	22	25	27	29
9.	Penilai Kerugian Asuransi / <i>Loss Adjusters</i>	27	28	28	27	26
10.	Konsultan Aktuaria / <i>Actuarial Consultants</i>	28	29	28	29	29
11.	Agen Asuransi / <i>Insurance Agents</i>	10	14	16	21	24
<b>12.</b>	<b>Jumlah / Total (7 s.d. 11) / (7 to 11)</b>	<b>227</b>	<b>235</b>	<b>235</b>	<b>242</b>	<b>258</b>
<b>13.</b>	<b>Jumlah / Total (1 s.d. 11) / (1 to 11)</b>	<b>371</b>	<b>379</b>	<b>377</b>	<b>381</b>	<b>398</b>

### C. PERTUMBUHAN PREMI BRUTO

Jumlah premi bruto industri asuransi pada tahun 2012 mencapai Rp178,07 triliun, meningkat 16,29% dari angka tahun sebelumnya Rp153,1 triliun. Dalam lima tahun terakhir, pertumbuhan rata-rata premi bruto adalah sekitar 18,0%.

Apabila jumlah premi bruto tersebut dibandingkan dengan jumlah penduduk Indonesia pada tahun 2012, yaitu sebesar 244 juta jiwa akan diperoleh *insurance density* sebesar Rp729.813,00. Ini berarti, secara rata-rata setiap penduduk Indonesia mengeluarkan dana sebesar Rp729.813,00 untuk membayar premi asuransi.

Sementara itu, kontribusi sektor asuransi terhadap Produk Domestik Bruto (PDB) sebagaimana dicerminkan oleh rasio antara premi bruto terhadap PDB mengalami kenaikan dari 2,06% pada tahun 2011 menjadi 2,16% pada tahun 2012.

Tabel 1.2 berikut menggambarkan rasio antara premi bruto dan PDB Indonesia dari tahun 2008 sampai dengan tahun 2012.

### C. THE GROWTH OF GROSS PREMIUM

*The gross premium collected by the insurance industry in 2012 reached the amount of Rp178.07 trillion, increased by 16.29% of the previous year figure of Rp153.1 trillion. Within the last five years, the average of gross premium annual growth was around 18.0%.*

*If that gross premium is compared to Indonesian population in 2012, that is 244 million people, this will be resulted in insurance density of Rp729,813.00. It means, in average, each Indonesian person spent Rp729,813.00 for insurance premium.*

*Meanwhile, the contribution of insurance industry to Gross Domestic Product (GDP) in 2012, as measured by ratio of gross premium to GDP, increased from 2.06% in 2011 to 2.16% in 2012.*

*Table 1.2 shows the ratio of gross premium relative to Indonesian GDP from 2008 to 2012.*

**Tabel 1.2 Premi Bruto dan Produk Domestik Bruto 2008-2012**

*Table 1.2 Gross Premium and Gross Domestic Product 2008-2012*

Dalam Triliun Rupiah  
In Trillion Rupiah

Tahun Year	Premi Bruto Gross Premiums <sup>1)</sup>		Produk Domestik Bruto Gross Domestic Product 2)		Rasio Ratio a / b (%)
	Jumlah / Total (a)	Pertumbuhan Growth (%)	Jumlah / Total (b)	Pertumbuhan Growth (%)	
	2008	90,31	16,0	4.951,36	
2009	106,45	17,9	5.613,44	13,4	1,90
2010	125,12	17,5	6.422,90	14,4	1,95
2011	153,13	22,4	7.427,10	15,4	2,06
2012	178,07	16,3	8.241,90	11,0	2,16

Kenaikan premi bruto tertinggi pada tahun 2012 diperoleh oleh sektor asuransi PNS dan TNI/POLRI (28,3%) diikuti oleh Program Asuransi Sosial dan Jaminan Sosial Tenaga Kerja (15,5%), asuransi jiwa (15,2%), dan asuransi umum dan reasuransi sebesar (14,8%).

*The highest increase of gross premium in 2012 was reached by companies administering insurance for Civil Servants and Armed Forces/Police (28.3%), followed by companies administering insurance for social workers and social security Program (15.5%), life insurance companies (15.2%), non life and reinsurance companies and (14.8%).*

Porsi terbesar dari premi bruto industri asuransi tahun 2012 adalah premi bruto asuransi jiwa (61%), diikuti oleh premi bruto asuransi umum dan reasuransi (25%), perusahaan penyelenggara program asuransi untuk PNS dan TNI / POLRI (9%); dan premi yang diterima oleh perusahaan penyelenggara program asuransi sosial dan jaminan sosial tenaga kerja termasuk Jaminan Hari Tua (JHT) sebesar 5%.

*The biggest contribution to gross premium of insurance industry in 2012 was gross premium of life insurance companies (61%), followed by those of non life and reinsurance companies (25%), gross premium of companies administering insurance for Civil Servants and Armed Forces/Police (9%); and premium collected by companies administering insurance social and workers social security program including Old-Age Savings (JHT) is amounted 5%.*

Tabel 1.3 di bawah ini menyajikan rincian premi bruto untuk tiap jenis usaha asuransi dari tahun 2008 sampai dengan tahun 2012. Sedangkan alokasi premi menurut sektor usaha tahun 2012 dapat dilihat pada Grafik 1.1.

*Table 1.3 below shows the distribution of premium for each insurance sector from 2008 to 2012. The gross premium allocation of each sector to total gross premium in 2012 is showed by Graph 1.1.*

**Tabel 1.3 Premi Bruto Menurut Jenis Usaha 2008 - 2012**

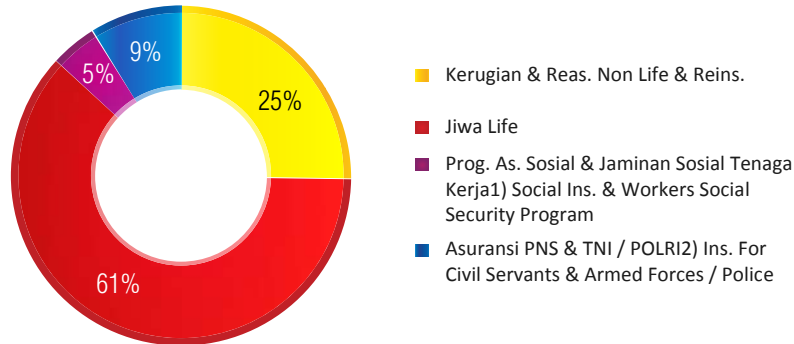
*Table 1.3 Gross Premium According To Insurance Sectors 2008 - 2012*

Dalam Triliun Rupiah  
*In Trillion Rupiah*

Tahun <i>Year</i>	Umum & Reas. <i>Non Life &amp; Reins.</i>	Pertumbuhan <i>Growth (%)</i>	Jiwa <i>Life</i>	Pertumbuhan <i>Growth (%)</i>	Prog. As. Sosial & Jaminan Sosial Tenaga Kerja <sup>1)</sup> <i>Social Ins. &amp; Workers Social Security Program</i>	Pertumbuhan <i>Growth (%)</i>	Asuransi PNS & TNI / POLRI <sup>2)</sup> <i>Ins. For Civil Servants &amp; Armed Forces / Police</i>	Pertumbuhan <i>Growth (%)</i>	Jumlah <i>Total</i>
2008	26,93	21,8	50,37	10,5	4,34	43,9	8,67	21,8	90,31
2009	28,98	7,6	61,73	22,5	5,10	17,6	10,63	22,7	106,45
2010	32,05	10,6	75,54	22,4	5,73	12,4	11,80	11,0	125,12
2011	38,83	21,2	93,99	24,4	6,75	17,8	13,54	14,8	153,13
2012	44,57	14,8	108,33	15,2	7,80	15,5	17,37	28,3	178,07

**Grafik 1.1 Alokasi Premi Bruto Menurut Sektor Usaha Tahun 2012**

*Graph 1.1 Gross Premium Allocation According To Insurance Sectors In 2012*



Catatan : Total Premi Bruto pada Tahun 2012 adalah Rp178,07 triliun

*Note : Total Gross Premium in 2012 was Rp178.07 Trillion*

Sumber : Laporan Keuangan Perusahaan Perasuransian per 31 Desember 2012

*Source : Financial statements of Insurance Companies as of December 31, 2012*

- 1) PT (Persero) Jasa Raharja dan JAMSOSTEK
- 2) PT (Persero) ASKES, ASABRI, dan TASPEN

**D. PERTUMBUHAN JUMLAH KLAIM BRUTO** **D. THE GROWTH OF GROSS CLAIM**

Jumlah klaim bruto industri asuransi pada tahun 2012 mengalami kenaikan sebesar 24,87 % dibandingkan dengan tahun sebelumnya, yaitu dari Rp87,79 triliun menjadi Rp109,62 triliun. Klaim perusahaan asuransi umum dan reasuransi mengalami kenaikan sebesar 34,26% dibandingkan dengan tahun sebelumnya, yaitu dari Rp15,05 triliun pada tahun 2011 menjadi Rp 20,21 triliun pada tahun 2012. Klaim dibayar perusahaan asuransi jiwa naik sebesar 20,77% dibanding tahun sebelumnya, yaitu dari Rp59,19 triliun menjadi Rp71,48 triliun. Adapun klaim dibayar perusahaan penyelenggara program asuransi untuk PNS dan TNI/POLRI mengalami kenaikan sebesar 40,46%, dari Rp10,03 triliun menjadi Rp14,09 triliun. Klaim perusahaan penyelenggara program asuransi sosial dan jamsostek (termasuk JHT) mengalami kenaikan sebesar 9,13%, dari Rp3,51 triliun menjadi Rp 3,83 triliun pada tahun 2012.

*Total claim gross by insurance industry in 2012 increased by 24.87%, from Rp87.79 trillion to Rp109.62 trillion. Claim paid by non life and reinsurance companies increased by 34.26% compared to those in previous year, which is from Rp15.05 trillion in 2011 to Rp20,21 trillion in 2012. Claim paid by life insurance companies increased by 20.77% compared to previous year, from Rp59.19 trillion to Rp71.48 trillion. Whereas, claim paid by companies administering insurance for Civil Servants and Armed Forces/Police increased by 40.46%, from Rp10.03 trillion to Rp14.09 trillion. Claim paid by companies administering social insurance and workers social security program (include JHT program) increased by 9.13%, from Rp3.51 trillion to Rp3.83 trillion in 2012.*

Secara keseluruhan, rasio klaim bruto terhadap premi bruto pada tahun 2012 sebesar 61,6%. Rasio ini lebih tinggi dibandingkan dengan rasio klaim tahun sebelumnya yang besarnya 57,3%. Kenaikan ini disebabkan pertumbuhan klaim dibayar yang lebih tinggi dibandingkan dengan pertumbuhan premi bruto. Tabel 1.4 di bawah ini menyajikan perkembangan klaim bruto dibandingkan dengan premi bruto dari tahun 2008 sampai dengan tahun 2012. Grafik 1.2a dan 1.2b menunjukkan proporsi klaim bruto menurut jenis usaha dan rasio klaim bruto terhadap premi bruto untuk tahun 2012.

*In aggregate, the ratio of gross tclaim to gross premium in 2012 was 61.6%. This ratio was higher than that in previous year, which was 57.3%. This increase was caused by the growth of claim paid which was higher than the growth of gross premium. Table 1.4 shows the growth of gross claim to gross premium from 2008 to 2012 consecutively. Meanwhile, Graph 1.2a and 1.2b show the distribution of claim according to insurance sectors and ratio of gross claim to gross premium in 2012, respectively.*

**Tabel 1.4 Pertumbuhan Klaim Bruto Dibandingkan dengan Premi Bruto 2008-2012**

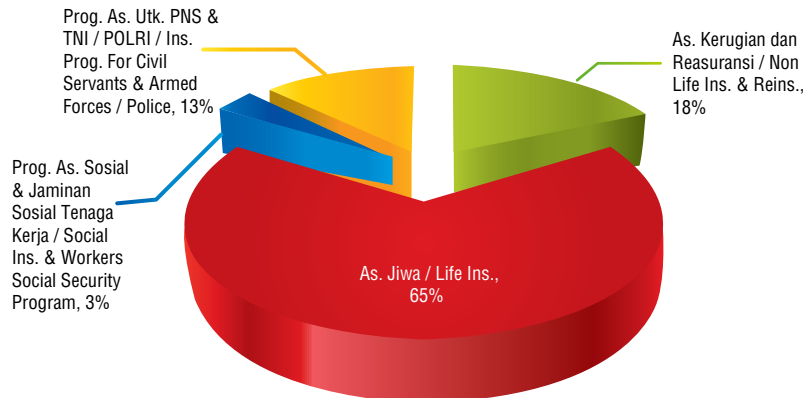
*Table 1.4 The Growth of Gross Claim Relative to Gross Premium 2008-2012*

Dalam Triliun Rupiah  
*In Trillion Rupiah*

Klaim / Claims								
As. Umum dan Reas Non Life Ins. & Reins.	As. Jiwa Life Ins.	Prog. As.			Jumlah Total (a)	Kenaikan		
		Sosial & Jaminan Sosial Tenaga Kerja Social Ins. & Workers Social Security Program	Utk. PNS & TNI / POLRI Ins. Prog. For Civil Servants & Armed Forces / Police			Premi Premium (b)		
2008	9,91	31,53	2,50	11,19	55,14	9,91	31,53	61,1
2009	12,43	38,79	3,03	14,81	69,05	12,43	38,79	64,9
2010	13,91	51,97	3,02	14,84	83,74	13,91	51,97	66,9
2011	15,05	59,19	3,51	10,03	87,79	15,05	59,19	57,3
2012	20,21	71,48	3,83	14,09	109,62	24,87	178,07	61,6

### Grafik 1.2.a Proporsi Klaim Bruto Menurut Jenis Usaha Tahun 2012

Graph 1.2.a Gross Claim According to Insurance Sectors In 2012



Catatan: Total Klaim Bruto untuk tahun 2012 adalah Rp109,62 Triliun

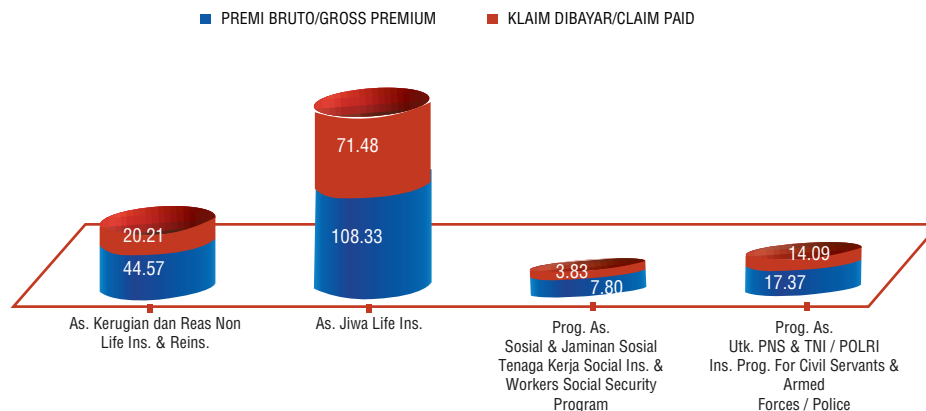
Note : Total Gross Claim in 2012 was Rp109.62 trillion

Sumber: Laporan Keuangan Perusahaan Perasuransian per 31 Desember 2012

Source: Financial statements of Insurance Companies as of December 31, 2012

### Grafik 1.2.b Rasio Klaim Bruto Terhadap Premi Bruto Tahun 2012

Graph 1.2.b Ratio of Gross Claim to Gross Premium In 2012



Sumber : Laporan Keuangan Perusahaan Perasuransian per 31 Desember 2012

Source : Financial statements of Insurance Companies as of December 31, 2012

## E. PERTUMBUHAN JUMLAH ASET DAN INVESTASI

## E. THE GROWTH OF ASSETS AND INVESTMENTS

Jumlah aset industri asuransi Indonesia tahun 2012 mencapai Rp569,32 triliun. Jumlah ini mengalami kenaikan sebesar 18,2% jika dibandingkan dengan jumlah aset tahun sebelumnya. Dari tahun 2008 sampai dengan tahun 2012, aset industri asuransi rata-rata meningkat sebesar 20,3% per tahun. Jumlah aset perusahaan asuransi jiwa meningkat sebesar 17,7%, dari Rp228,80 triliun pada tahun 2011 menjadi Rp269,25 triliun pada tahun 2012.

The total assets of Indonesian insurance industry in 2012 amounted to Rp569.32 trillion, increased by 18.2% compared to that in previous year. From 2008 to 2012, total assets of Indonesian insurance industry had grown in average by 20.3% annually.

The total assets of life insurance companies increased by 17.7%, from Rp228.80 trillion in 2011 to Rp269.25 trillion in 2012.

Sementara itu, jumlah aset perusahaan asuransi umum meningkat 21,6%, dari Rp54,67 triliun pada tahun 2011 menjadi Rp66,50 triliun pada tahun 2012. Sedangkan jumlah aset perusahaan reasuransi meningkat sebesar 42,7%, dari Rp3,21 triliun pada tahun 2011 menjadi Rp4,58 triliun pada tahun 2012.

Jumlah aset perusahaan penyelenggara program asuransi sosial dan jaminan sosial tenaga kerja termasuk aset program JHT meningkat sebesar 18,2%, dari Rp121,93 triliun pada tahun 2011 menjadi Rp144,13 triliun pada tahun 2012

Jumlah aset perusahaan penyelenggara program asuransi untuk PNS dan TNI/POLRI meningkat sebesar 16,0%, dari Rp73,14 triliun untuk tahun 2011 menjadi Rp84,85 triliun pada tahun 2012.

Pertumbuhan jumlah aset industri asuransi selama lima tahun terakhir disajikan pada Tabel 1.5 di bawah ini.

*Meanwhile, total assets of non life insurance companies increased by 21.6%, from Rp54.67 trillion in 2011 to Rp66.50 trillion in 2012. Whereas, total assets of reinsurance companies increased by 42.7%, from Rp3.21 trillion in 2011 to Rp4.58 trillion in 2012.*

*The total assets of companies administering social insurance and workers social security program including assets of JHT program increased by 18.2%, from Rp121.93 trillion in 2011 to Rp144.13 trillion in 2012.*

*The total assets of companies administering insurance for Civil Servants and Armed Forces/Police increased by 16.0%, from Rp73.14 trillion in 2011 to Rp84.85 trillion in 2012.*

*The growth of total assets of insurance industry within the last five years is shown in Table 1.5 below.*

**Tabel 1.5 Jumlah Aset Industri Asuransi 2008-2012**

*Table 1.5 The Total Assets of Insurance Industry 2008-2012*

Dalam Triliun Rupiah  
*In Trillion Rupiah*

<b>Keterangan</b> <i>Description</i>	<b>Tahun / Year</b>				
	<b>2008</b>	<b>2009</b>	<b>2010</b>	<b>2011</b>	<b>2012</b>
Asuransi Jiwa / <i>Life Insurance</i>	102,40	141,65	188,46	228,80	269,25
Asuransi Umum / <i>Non Life Insurance</i>	33,17	38,13	45,90	54,67	66,50
Reasuransi / <i>Reinsurance</i>	1,62	2,03	2,37	3,21	4,58
Program Asuransi Sosial & Jaminan Sosial Tenaga Kerja / <i>Social Insurance &amp; Workers Social Security Program</i>	66,61	87,49	107,03	121,93	144,13
Program Asuransi untuk PNS & TNI / POLRI / <i>Insurance for Civil Servants &amp; Armed Forces / Police</i>	39,78	51,59	61,46	73,14	84,85
<b>Jumlah / Total</b>	<b>243,58</b>	<b>320,89</b>	<b>405,23</b>	<b>481,75</b>	<b>569,32</b>

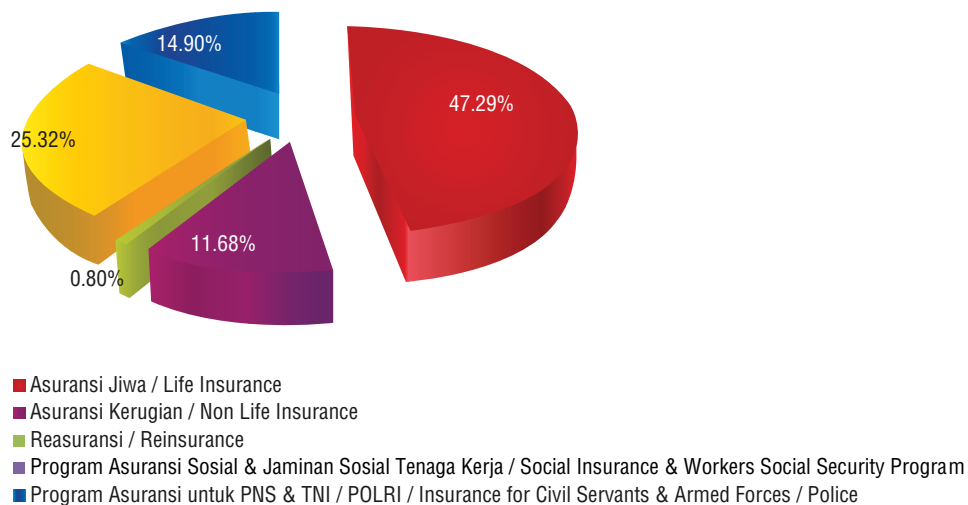


Pada tahun 2012, perusahaan asuransi jiwa memiliki aset sebesar 47,3% dari total aset industri asuransi. Perusahaan penyelenggara program asuransi sosial dan jaminan sosial tenaga kerja termasuk aset program JHT memiliki 25,3% dari total aset industri asuransi, diikuti dengan perusahaan penyelenggara program asuransi untuk PNS dan TNI/POLRI sebesar 14,9%. Sedangkan untuk perusahaan asuransi umum dan perusahaan reasuransi masing-masing sebesar 11,68% dan 0,8% dari total aset industri asuransi. Distribusi aset industri asuransi menurut jenis usaha pada tahun 2012 disajikan pada Grafik 1.3.

*In 2012, life insurance companies held 47.3% of total assets of insurance industry. Companies administering social insurance and workers social security program including assets of JHT program held 25.3% of total assets of insurance industry, followed by companies administering insurance for Civil Servants and Armed Forces / Police that held 14.9%. Meanwhile, non life insurance companies and reinsurance companies each held 11.68% and 0.8% of total assets of insurance industry. The distribution of assets of insurance industry according to insurance sectors in 2012 is figured in Graph 1.3.*

**Grafik 1.3 Aset Industri Asuransi Menurut Jenis Usaha Tahun 2012**

*Graph 1.3 The Assets of Insurance Industry According to Insurance Sectors in 2012*



Catatan: Total Aset pada tahun 2012 adalah Rp569,32 Triliun

*Note: Total Assets in 2012 was Rp569,32 trilliun*

Sumber: Laporan Keuangan Perusahaan Perasuransian per 31 Desember 2012

*Source: Financial Statements of Insurance Companies as of December 31, 2012*

Jumlah dana investasi industri asuransi Indonesia pada tahun 2012 adalah Rp497,03 triliun. Jumlah ini meningkat 18,4% dari tahun sebelumnya yang berjumlah Rp419,7 triliun. Dana investasi terbesar dimiliki oleh perusahaan asuransi jiwa (48,2%), diikuti oleh perusahaan penyelenggara program asuransi sosial dan jaminan sosial tenaga kerja termasuk aset program JHT (28,1%), kemudian oleh perusahaan penyelenggara program asuransi untuk PNS dan TNI / POLRI (13,4%), selanjutnya oleh perusahaan asuransi umum (9,6%), yang terakhir oleh perusahaan reasuransi (0,7%).

Tabel 1.6 menyajikan jumlah investasi dari setiap sektor usaha asuransi dari tahun 2008 sampai dengan tahun 2012. Sementara itu, persentase investasi untuk setiap sektor usaha disajikan pada Grafik 1.4.a.

Sebagaimana ditunjukkan pada Grafik 1.4.b, rasio investasi terhadap aset sektor industri asuransi pada tahun 2012 sebesar 87,3%, sedangkan pada tahun 2011 sebesar 87,1%.

*Total investments fund of Indonesian insurance industry in 2012 amounted to Rp497.03 trillion. This amount increased by 18.4% compared to that in previous year, which was Rp419.7 trillion. The biggest investments fund was held by life insurance companies (48.2%), followed by companies administering social insurance and workers social security program, including investment of JHT program (28.1%), companies administering insurance for Civil Servants and Armed Forces / Police (13.4%), non life insurance companies (9.6%), and the last was reinsurance companies (0.7%).*

*Table 1.6 shows the total investments for each insurance sector from 2008 to 2012. Meanwhile, the percentage of investments for each insurance sector is shown in Graph 1.4.a.*

*As shown in Graph 1.4.b, the ratio of investments relative to total assets of insurance industry sector in 2012 and 2011 was 87.3% and 87.1%, respectively.*

**Tabel 1.6 Jumlah Investasi Industri Asuransi 2008-2012**

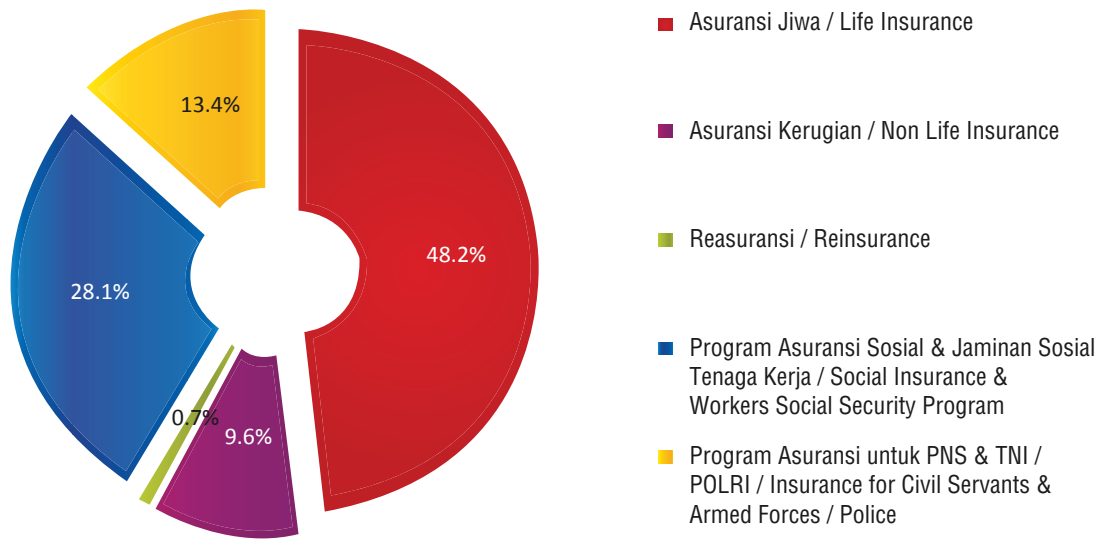
*Table 1.6 The Total Investments of Insurance Industry 2008-2012*

Dalam Triliun Rupiah  
*In Trillion Rupiah*

Keterangan <i>Description</i>	Tahun / Year				
	2008	2009	2010	2011	2012
Asuransi Jiwa / <i>Life Insurance</i>	90.7	128.3	167.7	203.0	239.79
Asuransi Umum / <i>Non Life Insurance</i>	22.7	27.2	33.5	39.9	47.63
Reasuransi / <i>Reinsurance</i>	1.2	1.5	1.7	2.5	3.48
Program Asuransi Sosial & Jaminan Sosial Tenaga Kerja / <i>Social Insurance &amp; Workers Social Security Program</i>	64.2	84.4	103.7	117.5	139.71
Program Asuransi untuk PNS & TNI / POLRI / <i>Insurance for Civil Servants &amp; Armed Forces / Police</i>	32.7	41.9	49.8	56.7	66.41
<b>Jumlah / Total</b>	<b>211.5</b>	<b>283.2</b>	<b>356.4</b>	<b>419.7</b>	<b>497.03</b>

**Grafik 1.4.a Persentase Investasi Untuk Setiap Sektor Usaha Tahun 2012**

*Graph 1.4.a The Percentage of Investments For Each Insurance Sector In 2012*



Catatan : Total Investasi pada tahun 2012 adalah Rp497,03 triliun

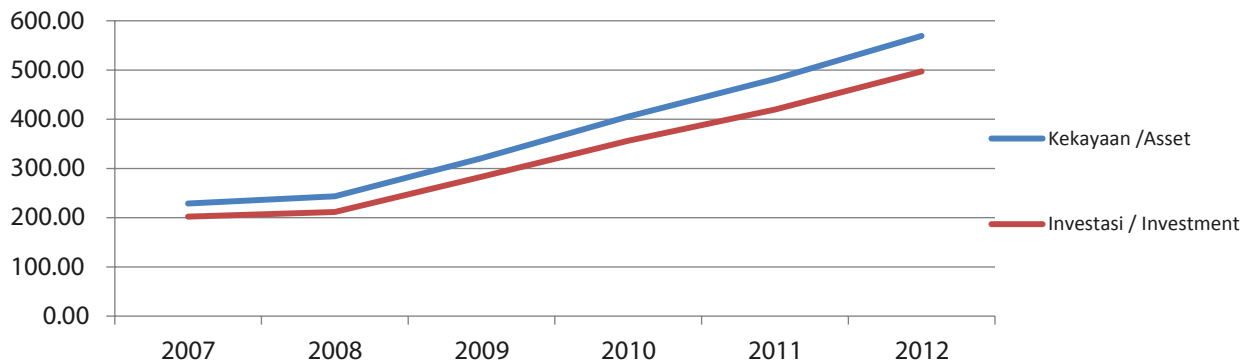
*Note : Total Investments in 2012 was Rp497.03 trillion*

Sumber : Laporan Keuangan Perusahaan Perasuransian per 31 Desember 2012

*Source : Financial statements of Insurance Companies as of December 31, 2012*

**Grafik 1.4.b Rasio Investasi Terhadap Aset Sektor Industri Asuransi 2008 - 2012**

*Graph 1.4.b The Ratio of Investments Relative to Total Assets of Insurance Industry Sector 2008 – 2012*



Sumber : Laporan Keuangan Perusahaan Perasuransian per 31 Desember 2012

*Source : Financial statements of Insurance Companies as of December 31, 2012*

Tabel 1.7 dan Grafik 1.5 menunjukkan portofolio investasi industri asuransi untuk tahun 2012. Industri asuransi menempatkan sebagian besar investasinya pada deposito berjangka dan sertifikat deposito. Pada akhir tahun 2012, investasi yang ditempatkan pada deposito berjangka dan sertifikat deposito sebesar Rp110,80 triliun atau sekitar 38,7% dari investasi industri asuransi.

Portofolio investasi terbesar kedua adalah reksadana sebesar Rp103,02 triliun atau 36,0% dari total investasi industri asuransi. Selanjutnya, investasi pada saham pada tahun 2012 sebesar Rp99,7 triliun atau 34,8% dari total investasi industri asuransi. Grafik 1.5. menyajikan portofolio investasi industri asuransi pada tahun 2012.

*Table 1.7 and Graph 1.5 show the investment portfolio of the insurance industry in 2012. Insurance industry mostly placed their investments in time deposit and certificate of deposit. At the end of 2012, investment placed in time deposit and certificate of deposit was Rp110.80 trillion or 38.7% of total investments of insurance industry.*

*The second largest investment portfolio was in mutual funds, which was Rp103.02 trillion and accounted for 36.0% of the total investments of insurance industry. Next was shares listed at the stock exchange which amounted to Rp99.7 trillion or 34.8% of the total investments. Graph 1.5 shows the investment portfolio of the insurance industry in 2012.*

**Tabel 1.7 Portofolio Investasi Industri Asuransi 2008-2012**

*Table 1.7 The Investment Portfolio of Insurance Industry 2008-2012*

Dalam Triliun Rupiah  
*In Trillion Rupiah*

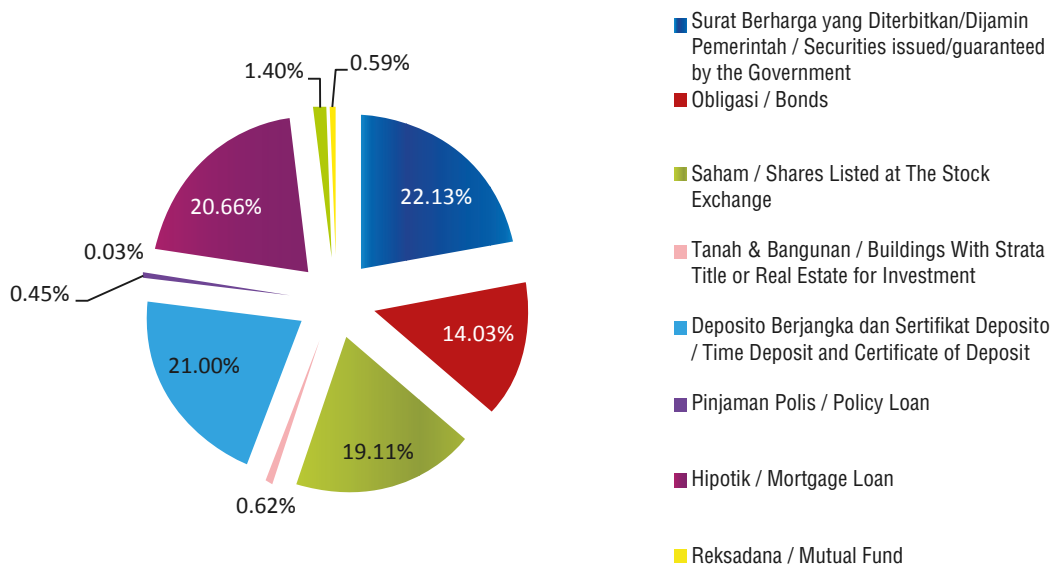
Keterangan <i>Description</i>	Tahun / Year				
	2008	2009	2010	2011	2012
Deposito Berjangka dan Sertifikat <i>Deposito / Time Deposit and Certificate of Deposit</i>	48,4	65,1	79,4	87,7	110,80
Saham / <i>Shares Listed at The Stock Exchange</i>	22,9	43,8	70,0	79,8	99,7
Obligasi / <i>Bonds</i>	21,3	29,4	50,1	58,6	71,8
Surat Berharga yang Diterbitkan/ Dijamin Pemerintah / <i>Securities issued/ guaranteed by the Government</i>	61,0	73,9	71,6	92,4*	98,1
S B I / <i>Certificate of Bank Indonesia</i>	4,5	1,5	0,3	0,0	0,00
Reksadana / <i>Mutual Fund</i>	32,9	49,9	68,0	86,3	103,02
Penyertaan Langsung / <i>Direct Investment</i>	10,4	13,2	11,8	5,8	6,98
Tanah & Bangunan / <i>Buildings With Strata Title or Real Estate for Investment</i>	2,7	2,8	2,4	2,6	2,5
Hipotik / <i>Mortgage Loan</i>	0,2	0,1	0,1	0,1	0,16
Pinjaman Polis / <i>Policy Loan</i>	2,6	2,6	1,8	1,9	2,20
Pembiayaan Murabahah / <i>Murabahah Financing</i>	0,0	0,0	0,5	0,0	0,0
Pembiayaan Mudharabah / <i>Mudharabah Financing</i>	0,0	0,0	0,0	0,0	0,0
Lain-lain / <i>Others</i>	0,9	0,7	0,3	2,5	1,70
<b>Jumlah / Total</b>	<b>207,8</b>	<b>283,2</b>	<b>356,4</b>	<b>417,7</b>	<b>497,03</b>

\* Catatan: termasuk SBI

\* Note: including Certificate of Bank Indonesia

**Grafik 1.5 Portofolio Investasi Industri Asuransi Tahun 2012**

*Graph 1.5 The Investment Portfolio of Insurance Industry In 2012*



Catatan: Total Investasi pada tahun 2012 adalah Rp 497,03 triliun

Sumber : Laporan Keuangan Perusahaan Perasuransian per 31 Desember 2012

*Note : Total Investments in 2012 was Rp497,03 trillion*

*Source : Financial statements of Insurance Companies as of December 31, 2012*

**F. NERACA PEMBAYARAN JASA ASURANSI UMUM DAN REASURANSI**

**F. BALANCE OF PAYMENTS OF NON LIFE INSURANCE AND REINSURANCE COMPANIES**

Premi reasuransi yang ditempatkan ke luar negeri pada tahun 2012 berjumlah Rp18,01 triliun. Jumlah ini mengalami kenaikan sebesar 52,6% dibandingkan tahun 2011. Penerimaan komisi dari penempatan reasuransi ke luar negeri tersebut sebesar Rp2,74 triliun dan pemulihan klaim yang diterima sebesar Rp8,02 triliun. Dengan demikian, transaksi reasuransi ke luar negeri mengalami defisit sebesar Rp7,33 triliun. Sementara itu, pada tahun yang sama industri asuransi Indonesia mengalami surplus sebesar Rp2,35 triliun dari transaksi reasuransi yang diperoleh dari luar negeri. Dengan demikian, total transaksi reasuransi internasional industri asuransi mengalami defisit sebesar Rp4,21 triliun.

*The reinsurance premium ceded abroad in 2012 amounted to Rp18,01 trillion. This amount increased around 52,6% compared to that of 2011. Commission and claim recovery from this ceded reinsurance amounted to Rp 2,74 trillion and Rp 8,07 trillion, respectively. It means that the ceded reinsurance transaction resulted in the net deficit of Rp7,33 trillion. In 2012, reinsurance transaction received from abroad resulted in a net surplus of Rp2,35 trillion. Therefore, the total result of the international reinsurance transaction was a deficit in the balance of payment of Rp4.21 trillion.*

Neraca pembayaran industri asuransi tahun 2008 sampai dengan tahun 2012 mengalami defisit. Pada tahun 2012, rasio ini sebesar (11,50%) lebih kecil dari rasio serupa pada tahun 2011 (19,8%).

*The balance of payment of insurance industry from 2008 to 2012 suffered a deficit. In 2012, the ratio was (11,50%) which is lower than that of 2011 (19,8%).*

Rasio klaim bisnis reasuransi yang diterima dari luar negeri pada tahun 2012 sebesar 45,4%, lebih besar dari rasio klaim bisnis yang direasuransikan ke luar negeri yang besarnya 44,3%. Tabel 1.8 dan Grafik 1.6.a menunjukkan kegiatan asuransi ke dan dari luar negeri dalam lima tahun terakhir, sedangkan Grafik 1.6.b memperlihatkan rasio klaim bisnis yang diterima dari luar negeri dan rasio klaim bisnis yang direasuransikan ke luar negeri selama lima tahun terakhir.

*The claim ratio of inward reinsurance business in 2012 was 45,4%. This ratio was higher than that of outward reinsurance business, which was 44,3%. Table 1.8 and Graph 1.6.a show the balance of payment of insurance industry for the last five years. Whereas, Graph 1.6.b shows the claim ratio of inward and outward reinsurance business for the last five years.*

**Tabel 1.8 Kegiatan Asuransi Ke dan Dari Luar Negeri 2008-2012**

*Table 1.8 The Balance of Payment of Insurance Industry 2008-2012*

Dalam Triliun Rupiah  
*In Trillion Rupiah*

Keterangan <i>Description</i>	Tahun / Year				
	2008	2009	2010	2011	2012
<b>Reasuransi dari Luar Negeri</b> <i>Reinsurance Inward from Abroad</i>					
a. Premi Diterima / <i>Inward Premium</i>	0.89	0.55	0.65	0.81	6.47
b. Komisi Dibayar / <i>Commission Paid</i>	0.05	0.04	0.03	0.04	1.19
c. Klaim Dibayar / <i>Claim Paid</i>	0.12	0.09	0.13	0.22	2.94
I. <i>Surplus (Deficit) = a - b - c</i>	0.73	0.42	0.49	0.55	2.35
<b>Reasuransi ke Luar Negeri</b> <i>Reinsurance Ceded Abroad</i>					
d. Premi Dibayar / <i>Premium Paid</i>	9.42	8.77	9.65	11.86	18.10
e. Komisi diterima / <i>Commission Received</i>	0.98	1.10	1.19	1.50	2.74
f. Klaim Diterima / <i>Claim Recovery</i>	2.68	3.37	3.26	3.31	8.02
II. <i>Surplus (Deficit) = - d + e + f</i>	(5.76)	(4.30)	(5.20)	(7.05)	(7.33)
<i>Surplus (Deficit) Net = I + II</i>	(5.04)	(3.88)	(4.71)	(6.49)	(4.99)
Rasio Defisit Reasuransi ke dan dari Luar Negeri terhadap Premi Bruto/ <i>Deficit Ratio Inward and Outward Reinsurance to Gross Premium</i>	19.3%	13.4%	18.5%	19.8%	11.5%
<b>Rasio Klaim / Claim Ratio</b>					
Reasuransi dari Luar Negeri/ <i>Reinsurance Inward from Abroad</i>	24.8%	13.4%	20.3%	27.0%	45.4%
Reasuransi ke Luar Negeri/ <i>Reinsurance Ceded Abroad</i>	37.6%	28.4%	33.8%	27.9%	44.3%

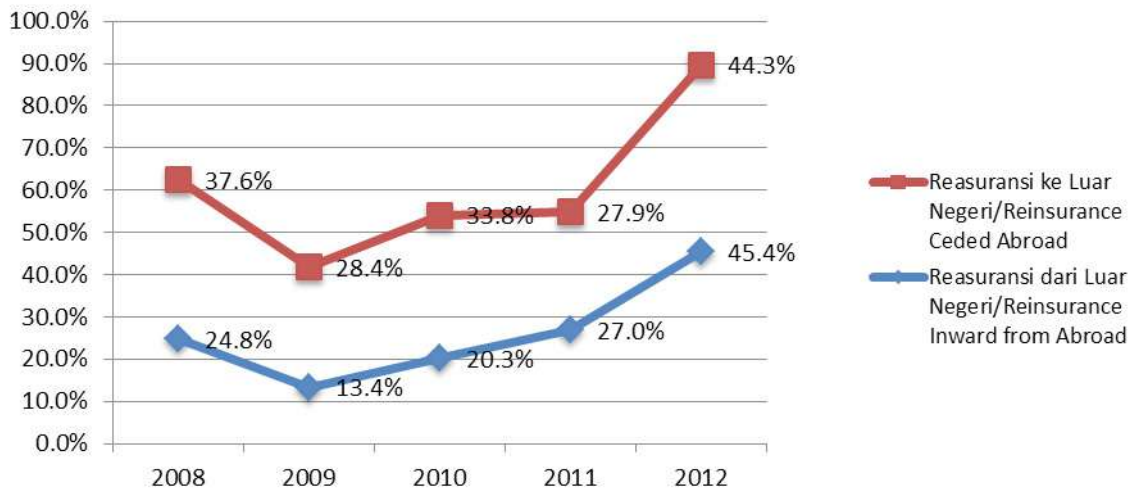
**Grafik 1.6.a Transaksi Berjalan Sektor Asuransi 2008-2012**

*Graph 1.6.a The Balance of Payment of Insurance Sector 2008-2012*



**Grafik 1.6.b Rasio Klaim Kegiatan Bisnis Reasuransi Dengan Luar Negeri 2008 - 2012**

*Graph 1.6.b The Claim Ratio of International Reinsurance Business Activities 2008 - 2012*





**G. USAHA ASURANSI DAN REASURANSI  
DENGAN PRINSIP SYARIAH**

**G. SHARIA INSURANCE  
REINSURANCE BUSINESS AND**

**G.1. STRUKTUR PASAR ASURANSI  
DENGAN PRINSIP SYARIAH**

**G.1. THE MARKET STRUCTURE OF  
SHARIA INSURANCE BUSINESS**

Jumlah perusahaan asuransi dan perusahaan reasuransi dengan prinsip syariah per 31 Desember 2012 adalah 45 perusahaan yang terdiri dari 5 perusahaan asuransi syariah (murni syariah), 37 perusahaan asuransi yang memiliki unit syariah dan 3 perusahaan reasuransi yang memiliki unit syariah. Tabel 1.9 berikut memperlihatkan pertumbuhan perusahaan asuransi dan reasuransi dengan prinsip syariah.

*The number of sharia insurance and reinsurance business as of 31 December 2012 was 45 companies, which consisted of 5 sharia insurance companies, 37 insurance companies having sharia unit and 3 reinsurance companies having sharia unit. Table 1.9 shows the growth of sharia insurance and reinsurance companies.*

**Tabel 1.9 Pertumbuhan Perusahaan Asuransi dan Reasuransi dengan Prinsip Syariah 2008 - 2012**

*Table 1.9 The Growth of Sharia Insurance and Reinsurance Companies 2008 - 2012*

<b>Keterangan</b> <i>Description</i>	<b>2008</b>	<b>2009</b>	<b>2010</b>	<b>2011</b>	<b>2012</b>
Perusahaan Asuransi Jiwa dengan Prinsip Syariah / <i>Sharia Life Insurance Companies</i>	2	2	3	3	3
Perusahaan Asuransi Umum dengan Prinsip Syariah / <i>Sharia Non Life Insurance Company</i>	1	1	2	2	2
Perusahaan Asuransi Jiwa yang memiliki Unit Syariah / <i>Sharia Unit of Life Insurance Companies</i>	13	17	17	17	17
Perusahaan Asuransi Umum yang memiliki Unit Syariah / <i>Sharia Unit of Non Life Insurance Companies</i>	19	19	20	18	20
Perusahaan Reasuransi yang memiliki Unit Syariah / <i>Sharia Unit of Reinsurance Companies</i>	3	3	3	3	3
<b>Jumlah / Total</b>	<b>38</b>	<b>42</b>	<b>45</b>	<b>43</b>	<b>45</b>

## G.2. PERTUMBUHAN PREMI BRUTO DAN KLAIM BRUTO

Premi bruto perusahaan asuransi dan perusahaan reasuransi dengan prinsip syariah pada tahun 2012 mencapai Rp6,45 triliun atau meningkat sebesar 26,9% dari premi bruto tahun 2011, yaitu sebesar Rp5,08 triliun. Jumlah premi bruto tahun 2012 tersebut adalah 3,62% dari total premi bruto perusahaan asuransi dan reasuransi.

Klaim bruto perusahaan asuransi dan reasuransi dengan prinsip syariah pada tahun 2012 mengalami kenaikan sebesar 23,6% dibandingkan dengan tahun 2011, yaitu dari Rp1,42 triliun menjadi Rp1,76 triliun. Jumlah klaim bruto tahun 2012 tersebut adalah 0,46% dari total klaim bruto perusahaan asuransi dan reasuransi.

Tabel 1.10 memperlihatkan pertumbuhan usaha asuransi dan reasuransi dengan prinsip syariah.

## G.2. THE GROWTH OF GROSS PREMIUM AND GROSS CLAIM

*The gross premium amount of sharia insurance and reinsurance business in 2012 reached Rp6.45 trillion or increased by 26.9% from those in 2011, which was Rp5.08 trillion. The gross premium was 3.62% of total gross premium of insurance and reinsurance companies in 2012.*

*The total of gross claim of sharia insurance and reinsurance business in 2012 increased by 23.6% compared to that in 2011, from Rp1.42 trillion to Rp1.76 trillion. The gross claim was 0.46% of total gross claim of insurance and reinsurance companies in 2012.*

*Table 1.10 shows the growth of sharia insurance and reinsurance business.*

**Tabel 1.10 Pertumbuhan Usaha Asuransi dan Reasuransi dengan Prinsip Syariah 2008 - 2012**

*Table 1.10 The Growth of Sharia Insurance and Reinsurance Business 2008 - 2012*

Dalam Triliun Rupiah  
*In Trillion Rupiah*

<b>Keterangan</b> <i>Description</i>	<b>2008</b>	<b>2009</b>	<b>2010</b>	<b>2011</b>	<b>2012</b>
Premi Bruto / <i>Gross Premium</i>	1,65	2,41	2,79	5,08	6,45
Klaim / <i>Gross Claim</i>	0,49	0,80	1,08	1,42	1,76
Investasi / <i>Investments</i>	1,19	2,09	3,30	7,77	11,22
Aktiva / <i>Assets</i>	1,85	3,02	3,54	9,15	13,07

Kenaikan premi bruto tertinggi pada tahun 2012 dicapai oleh perusahaan asuransi umum dan reasuransi dengan prinsip syariah. Premi bruto asuransi umum dan reasuransi syariah tahun 2011 sebesar Rp1,00 triliun meningkat 64% menjadi sebesar Rp1,64 triliun pada tahun 2012. Premi bruto tahun 2012 tersebut memberikan kontribusi 2,35% dari total premi bruto perusahaan asuransi umum dan reasuransi tahun 2012.

*The highest increase in gross premium in 2012 was reached by non life sharia insurance and sharia reinsurance. Gross premium of sharia non life insurance increased by 64% compared to the previous year, from Rp1.00 trillion in 2011 to Rp1.64 trillion in 2012. The gross premium in 2012 were 2.35% of total gross premium of non life insurance and reinsurance.*

Kenaikan klaim bruto pada tahun 2012 juga dialami oleh perusahaan asuransi umum dan reasuransi syariah, yaitu meningkat sebesar 31,58% dari tahun 2011, dari sebesar Rp0,38 triliun menjadi sebesar Rp0,5 triliun di tahun 2012. Klaim bruto tersebut adalah 1,40% dari total klaim bruto perusahaan asuransi umum dan reasuransi pada tahun 2012.

Pertumbuhan usaha asuransi umum dan reasuransi dengan prinsip syariah diperlihatkan dalam Tabel 1.11.

*The increase of gross claim in 2012 was reached by non life sharia insurance and sharia reinsurance business as well. It was increased by 31.58%, from Rp0.38 trillion in 2011 to Rp0.5 trillion in 2012. The gross claim was 1.4% of total gross claim of non life insurance and reinsurance companies.*

*Table 1.11 shows the growth of non life sharia insurance and reinsurance business.*

**Tabel 1.11 Pertumbuhan Usaha Asuransi Umum dan Reasuransi dengan Prinsip Syariah 2008 - 2012**

*Table 1.11 The Growth of Sharia Non Life Insurance and Reinsurance Business 2008 - 2012*

Keterangan Description	Dalam Triliun Rupiah In Trillion Rupiah				
	2008	2009	2010	2011	2012
Premi / Premium	0,50	0,52	0,67	1,00	1,64
Klaim / Claim	0,18	0,24	0,32	0,38	0,50
Investasi / Investments	0,45	0,64	0,90	1,34	2,24
Aktiva / Assets	0,70	0,90	1,34	1,91	3,23

Total premi bruto perusahaan asuransi jiwa dengan prinsip syariah pada tahun 2012 mencapai Rp4,82 triliun meningkat 18,14% dari tahun 2011, yaitu sebesar Rp4,08 triliun. Premi bruto tahun 2012 tersebut adalah 1,77% dari total premi bruto perusahaan asuransi jiwa tahun 2012 (Tabel 1.14). Adapun rata-rata pertumbuhan premi bruto yang berhasil dicatatkan dalam lima tahun terakhir oleh perusahaan asuransi jiwa dengan prinsip syariah adalah sekitar 62,48%.

Sedangkan klaim bruto perusahaan asuransi jiwa dengan prinsip syariah, yaitu meningkat sebesar 22,12% dari tahun 2011, dari sebesar Rp1,04 triliun pada tahun 2011 menjadi Rp1,27 triliun pada tahun 2012. Klaim bruto tahun 2012 tersebut adalah 1,77% dari total klaim bruto perusahaan asuransi jiwa pada tahun 2012.

*The total of gross premium of sharia life insurance business in 2012 was Rp4.82 trillion, or increased by approximately 18.14% from the total of gross premium in 2011, which was Rp4.08 trillion. In 2012, the gross premium was 1.77% of total gross premium of life insurance companies (Table 1.14). Whereas the average growth of gross premium produced during the last five years by this type of insurance business was approximately 62.48%.*

*On the other hand, the gross claim of sharia life insurance companies increased 22.12% from Rp1.04 trillion in 2011 to Rp1.27 trillion in 2012. The gross claim was around 1.77% of total gross claim of life insurance companies in 2012.*

Tabel 1.12 berikut memperlihatkan pertumbuhan usaha asuransi jiwa dengan prinsip syariah.

*Table 1.12 shows the growth of sharia life insurance business.*

**Tabel 1.12 Pertumbuhan Usaha Asuransi Jiwa Dengan Prinsip Syariah 2008 - 2012**

*Table 1.12 The Growth of Sharia Life Insurance Business 2008 - 2012*

<b>Keterangan</b> <i>Description</i>	<b>2008</b>	<b>2009</b>	<b>2010</b>	<b>2011</b>	<b>2012</b>
Jumlah Tertanggung (Polis / Tertanggung) / <i>Number of Insureds (Policy / Insured) (juta/million)</i>	2,79	3,38	3,19	4,77	7,69
Premi Bruto (Triliun Rp) / <i>Gross Premium (Trillion Rp)</i>	1,15	1,90	2,12	4,08	4,82
Klaim (Triliun Rp) / <i>Claim (Trillion Rp)</i>	0,31	0,57	0,76	1,04	1,27
Investasi (Triliun Rp) / <i>Investments (Trillion Rp)</i>	0,74	1,45	2,41	6,43	8,97
Aktiva (Triliun Rp) / <i>Assets (Trillion Rp)</i>	1,15	2,12	3,10	7,25	9,83

**G.3. PERTUMBUHAN RASIO KLAIM**

**G.3. THE GROWTH OF CLAIM RATIO**

Rasio klaim asuransi dan reasuransi dengan prinsip syariah pada tahun 2012 adalah 27,30%. Rasio klaim tersebut lebih rendah dibandingkan dengan rasio serupa tahun 2011 sebesar 28,0%. Rasio klaim tahun 2012 tersebut juga masih di bawah rasio klaim industri asuransi dan reasuransi pada tahun 2012 yang mencapai 62,1%. Tabel 1.13 menunjukkan perkembangan rasio klaim usaha dengan prinsip syariah selama lima tahun terakhir.

*The claim ratio of sharia insurance and reinsurance business in 2012 was 27.30%. This claim ratio was higher compared to that of 2011, which was 28.0%. The ratio was also relatively lower than that of insurance and reinsurance companies in 2012, which was 62.1%. Table 1.13 shows the growth of claim ratio of sharia insurance business during the last five years.*

**Tabel 1.13 Pertumbuhan Rasio Klaim Usaha Asuransi Dengan Prinsip Syariah 2008 -2012**

*Table 1.13 The Growth of Claim Ratio of Sharia Insurance Business 2008 - 2012*

Dalam Triliun Rupiah  
*In Trillion Rupiah*

<b>Tahun</b> <i>Year</i>	<b>Klaim</b> <i>Claim</i>			<b>Premi</b> <i>Premium</i>			<b>Rasio</b> <i>Ratio (%)</i>
	<b>As. Umum</b> <i>Non Life Ins.</i>	<b>As. Jiwa</b> <i>Life Ins.</i>	<b>Jumlah</b> <i>Total</i>	<b>As. Umum</b> <i>Non Life Ins.</i>	<b>As. Jiwa</b> <i>Life Ins.</i>	<b>Jumlah</b> <i>Total</i>	
<b>2008</b>	0,18	0,31	0,49	0,50	1,15	1,65	29,8
<b>2009</b>	0,23	0,57	0,80	0,51	1,90	2,41	33,2
<b>2010</b>	0,32	0,76	1,08	0,67	2,12	2,79	38,9
<b>2011</b>	0,38	1,04	1,42	1,00	4,08	5,08	28,0
<b>2012</b>	0,50	1,27	1,76	1,64	4,82	6,45	27,3

#### G.4. PANGSA PASAR ASURANSI DENGAN PRINSIP SYARIAH

Pangsa pasar industri asuransi dengan prinsip syariah pada tahun 2012 mengalami pertumbuhan. Tabel 1.14 menunjukkan pangsa pasar industri asuransi dengan prinsip syariah.

#### G.4. THE MARKET SHARE OF SHARIA INSURANCE

Sharia insurance business market share in 2012 had grown slightly compared to that in the previous year. Table 1.14 shows the market share of sharia insurance business.

**Tabel 1.14 Pangsa Pasar Asuransi dengan Prinsip Syariah**

Table 1.14 The Market Share of Sharia Insurance Business

Dalam Triliun Rupiah  
In Trillion Rupiah

No.	Keterangan Description	Polis / Tertanggung Policy / Insured (juta/ million)		Premi Bruto Gross Premium		Klaim Bruto Gross Claim		Aktiva Assets	
		2011	2012	2011	2012	2011	2012	2011	2012
I.	Seluruh Asuransi Jiwa / All Life Insurance	33,86	54,18	94,00	108,33	59,19	71,49	228,80	269,26
	Asuransi Jiwa Syariah / Sharia Life Insurance	4,77	7,69	4,08	4,82	1,04	1,27	7,25	9,83
	<b>Persentase Asuransi Jiwa Syariah / Percentage of Sharia Life Insurance</b>	<b>14,1%</b>	<b>16,5%</b>	<b>4,3%</b>	<b>4,5%</b>	<b>1,8%</b>	<b>1,8%</b>	<b>3,2%</b>	<b>3,7%</b>
II.	Seluruh Asuransi Umum & Reasuransi / All Non Life Insurance & Reinsurance	-	-	38,83	69,75	15,05	35,57	57,88	300,06
	Asuransi Umum & Reasuransi Syariah / Sharia Non Life Insurance and Reinsurance	-	-	1,00	1,64	0,38	0,50	1,91	3,23
	<b>Persentase Asuransi Umum &amp; Reasuransi Syariah / Percentage of Sharia Non Life Insurance and Reinsurance</b>	<b>-</b>	<b>-</b>	<b>2,6%</b>	<b>2,4%</b>	<b>2,5%</b>	<b>1,4%</b>	<b>3,3%</b>	<b>1,1%</b>
III.	Seluruh Asuransi / All Life & Non Life Insurance	-	-	153,13	178,07	87,79	110,59	481,75	569,32
	Seluruh Asuransi Syariah / All Life & Non Life Sharia Insurance	-	-	5,08	6,45	1,42	1,76	9,15	13,07
	<b>Persentase Seluruh Asuransi Syariah / Percentage of All Life &amp; Non Life Sharia Insurance</b>	<b>-</b>	<b>-</b>	<b>3,3%</b>	<b>3,6%</b>	<b>1,6%</b>	<b>0,5%</b>	<b>1,9%</b>	<b>2,3%</b>

## H. UNIT LINK

Pada akhir tahun 2012, terdapat 33 perusahaan asuransi jiwa yang memasarkan produk asuransi yang dikaitkan dengan investasi (*unit link*). Tabel 1.15 memperlihatkan neraca perusahaan asuransi jiwa yang memasarkan *unit link* dan Tabel 1.16 memperlihatkan laba / rugi perusahaan asuransi jiwa yang memasarkan *unit link*.

## H. UNIT LINK

At the end of 2012, there were 33 life insurance companies, which sold investment linked products (*unit link*). Table 1.15 shows the balance sheet of life insurance companies which sold *unit link* and Table 1.16 shows profit / loss of life insurance companies which sold *unit link*.

**Tabel 1.15 Neraca Perusahaan Asuransi yang Memasarkan Unit Link Tahun 2012**

Table 1.15 The Balance Sheet of Insurance Companies Selling Unit Link In 2012

Dalam Triliun Rupiah  
 In Trillion Rupiah

Keterangan <i>Description</i>	Aset <i>Assets</i>		Liabilitas <i>Liabilities</i>	
	Investasi <i>Investments</i>	Non Investasi <i>Non Investments</i>	Utang <i>Liabilities</i>	Cadangan Premi <i>Premium Reserves</i>
(1)	(2)	(3)	(4)	(5)
Perusahaan Nasional <i>National Companies</i>	9.06	0.04	0.10	9.00
Perusahaan Patungan <i>Joint Venture Companies</i>	96.08	1.36	1.99	95.46
<b>Jumlah / Total</b>	<b>105.14</b>	<b>1.40</b>	<b>2.09</b>	<b>104.46</b>

**Tabel 1.16 Laba / Rugi Perusahaan Asuransi yang Memasarkan Unit Link Tahun 2012**

Table 1.16 The Profit / Loss of Insurance Companies Selling Unit Link In 2012

Dalam Triliun Rupiah  
 In Trillion Rupiah

Keterangan <i>Description</i>	Pendapatan <i>Incomes</i>	Hasil Investasi <i>Investments Income</i>	Biaya <i>Expenses</i>	Naik / Turun Nilai Aktiva <i>Increase / Decrease Assets Value</i>
(1)	(2)	(3)	(4)	(5)
Perusahaan Nasional <i>National Companies</i>	3,03	0,22	3,08	0,17
Perusahaan Patungan <i>Joint Venture Companies</i>	11,90	2,22	10,17	3,95
<b>Jumlah / Total</b>	<b>14,93</b>	<b>2,44</b>	<b>13,24</b>	<b>4,12</b>

**I. USAHA PIALANG ASURANSI DAN REASURANSI, SERTA PERUSAHAAN PENILAI UMUM ASURANSI**

**I. INSURANCE AND REINSURANCE BROKERS AND LOSS ADJUSTERS BUSINESS**

Dibandingkan tahun lalu, premi yang dikumpulkan melalui perusahaan pialang asuransi dan pialang reasuransi meningkat sebesar 61,60% dari Rp6,69 triliun pada tahun 2011 menjadi Rp10,86 triliun pada tahun 2012. Sedangkan komisi untuk perusahaan pialang pada tahun 2012 mengalami kenaikan sebesar 72,27% dari Rp0,86 triliun pada tahun 2011 menjadi Rp1,19 triliun pada tahun 2012. Tabel 1.17 memperlihatkan perkembangan jumlah komisi dan premi bruto melalui broker selama lima tahun terakhir.

*Compared to previous year, brokerage gross premium collected by insurance and reinsurance brokers increased by 61,60% from Rp6.69 trillion in 2011 to Rp10,86 trillion in 2012. The brokerage commissions increased by 72,27%, from Rp0.86 trillion in 2011 to Rp1,19 trillion in 2012. Table 1.17 shows the growth of brokerage commissions and brokerage gross premium for the last five years.*

**Tabel 1.17 Pertumbuhan Komisi Pialang dan Premi Asuransi Melalui Pialang Tahun 2008 - 2012**

*Table 1.17 The Growth of Brokerage Commissions and Gross Premiums Years 2008 - 2012*

Dalam Triliun Rupiah  
*In Triliun Rupiah*

Tahun <i>Year</i>	Premi Bruto Melalui Pialang <i>Brokerage Gross Premium</i>		Komisi Pialang <i>Brokerage Commissions</i>		Komisi Pialang : Premi Bruto Melalui Pialang <i>Brokerage Commissions : Brokerage Gross Premium</i>
	Jumlah <i>Total</i>	Kenaikan <i>Increase</i>	Jumlah <i>Total</i>	Kenaikan <i>Increase</i>	
2008	6,49	-3,9%	0,78	8,4%	12,0%
2009	7,35	13,4%	0,76	-2,5%	10,3%
2010	8,19	11,4%	0,85	11,7%	10,3%
2011	6,69	-18,4%	0,86	1,2%	12,8%
2012	10,86	61,60%	1,19	72,27%	10,98%

Banyaknya klaim yang dinilai oleh perusahaan penilai kerugian asuransi (loss adjusters) meningkat sebesar 35,79%, dari 4.985 klaim pada tahun 2011 menjadi 6.769 klaim pada tahun 2012.

*The number of claims appraised by the loss adjusters companies in 2012 increased by 35.79% compared to that in 2011 that is, from 4,985 claims to 6.769 claims.*

Tabel 1.18 menunjukkan jumlah klaim yang dinilai oleh perusahaan penilai kerugian asuransi pada tahun 2010 sampai dengan 2012.

*Table 1.18 shows the number of claims appraised by Loss Adjusters Companies in 2010 until 2012.*

**Tabel 1.18 Rekapitulasi Banyaknya Klaim yang Dinilai oleh Perusahaan Penilai Kerugian Asuransi Tahun 2010-2012**

*Table 1.18 The Recapitulation of Claims Appraised by Loss Adjusters Years 2010-2012*

Dalam Satuan  
*In Unit*

No	Nama Perusahaan <i>Name of Company</i>	Jumlah Klaim Dinilai <i>Number of Claims Appraised</i>		
		2010	2011	2012
<b>Swasta Nasional / National Private</b>				
1	PT Adjusterindo**)	-	-	-
2	PT Ardilla Solorina	1	35	39
3	PT Bahtera Arthaguna Parama	248	210	263
4	PT Bahtera Arung Persada	281	229	358
5	PT Bhakti Utama Wiradaya**)	-	-	-
6	PT Dharma Nilaitama	-	695	595
7	PT Emca Jaya Utama*)	-	-	-
8	PT General Adjuster Indonesia	303	357	389
9	PT Global Internusa Adjusting	-	-	46
10	PT Insight Adjusters**)	-	-	-
11	PT Insurindo Loss Adjuster	5	-	28
12	PT Japenansi Nusantara	523	-	375
13	PT MCO Prima Indonesia	-	-	-
14	PT Multi Pilar Jasa Pirsu Nusa	164	157	125
15	PT Pandu Halim Perkasa (d/h PT PHP Arieacs & Richardsons*)	303	419	-
16	PT Patnerindo Adjastama	28	-	-
17	PT Pramayasa Vaisha Adjuster	11	-	43
18	PT Prima Adjusterindo Mandiri	617	490	474
19	PT Royal Conocean International Adjuster	199	222	173
20	PT Sapalans Makarti	82	143	82
21	PT Sapta Pirsu Mandiri	177	-	151
22	PT Sthira Budi Madhyasta	57	-	68
23	PT Utama Nilai Sentosa	55	-	77
<b>Jumlah / Sub Total</b>		3.054	2.957	3.286



<b>Patungan / Joint Venture</b>				
1	PT Axis International Indonesia	280	-	189
2	PT Cunningham Lindsey Indonesia	584	562	897
3	PT Mc Larens Indonesia	693	-	1.067
4	PT Nippon Kaiji Kentei Kyokai	898	547	555
5	PT Radita Utama Internusa*)	1.228	919	149
6	PT Satria Dharma Pusaka Crawford THG	755	-	626
<b>Jumlah / Sub Total</b>		<b>4.438</b>	<b>2.028</b>	<b>3.483</b>
<b>Jumlah Total / Grand Total</b>		<b>7.492</b>	<b>4.985</b>	<b>6.769</b>

\*) Tidak menyampaikan Laporan/ *Have Not Submitted Annual Report*

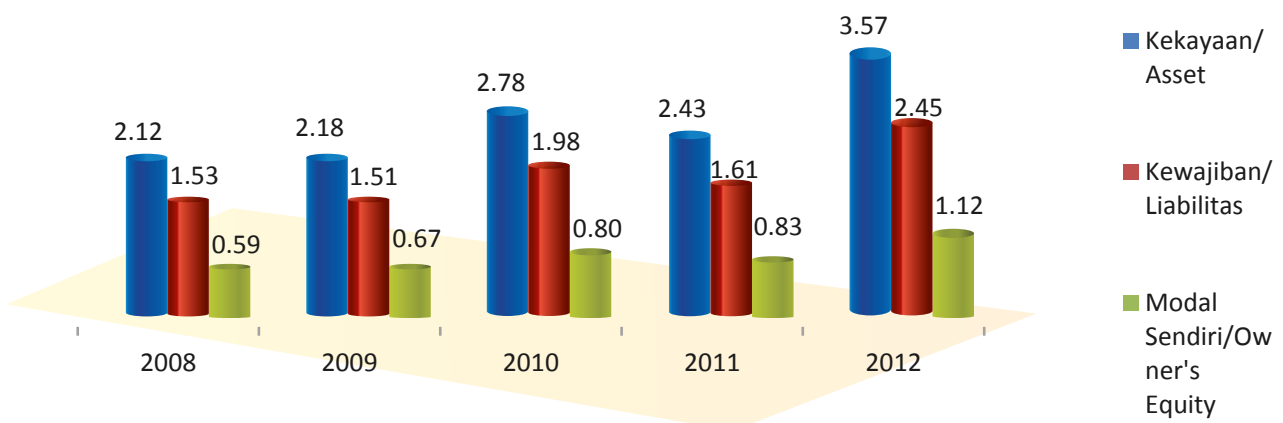
\*\*\*) Pencabutan Izin Usaha Tahun 2012/ *Licenses have been revoked at the end 2012*

Grafik 1.7 dan 1.8 menyajikan data secara rinci untuk perusahaan pialang asuransi dan reasuransi serta perusahaan penilai kerugian asuransi, antara lain rekapitulasi premi dan komisi, neraca, laba / rugi, investasi, aset, liabilitas dan modal sendiri.

*The graphs 1.7 and 1.8 show detailed data for insurance and reinsurance brokers and loss adjusters, such as recapitulation of premium and commission, balance sheets, profit / loss, investments, assets, liabilities, and equity.*

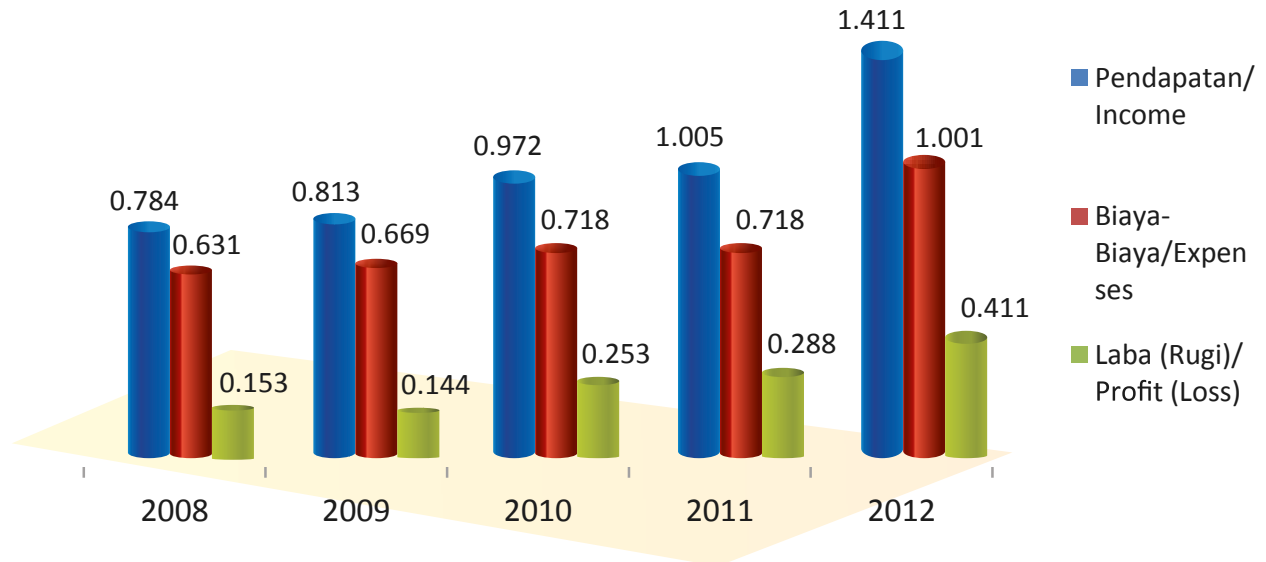
**Grafik 1.7 Pertumbuhan Aset, Liabilitas, Modal Sendiri Usaha Pialang Asuransi dan Reasuransi Tahun 2008 - 2012**

*Graph 1.7 The Growth of The Assets, Liabilities, Equity of Insurance & Reinsurance Brokers Business Years 2008 – 2012*



**Grafik 1.8 Pertumbuhan Pendapatan, Biaya, Laba/Rugi Usaha Pialang Asuransi dan Reasuransi Tahun 2008 - 2012**

*Graph 1.8 The Growth of The Incomes, Expenses, Profit/Loss of Insurance & Reinsurance Brokers Business Years 2008 - 2012*



**J. REKAPITULASI TENAGA KERJA DAN AGEN**  
**RECAPITULATION OF EMPLOYEES AND AGENTS**

Tabel 1.19 Konvensional/ Conventional

NO.	NAMA PERUSAHAAN NAME OF COMPANY	Tenaga Kerja/ Employees	Agen/ Agent		Total
			Badan Hukum/ Company	Perorangan/ Individual	
(1)	(2)	(3)	(4)	(5)	(6)
1	Asuransi Jiwa / Life Insurance				
	a. Perusahaan Nasional / National Private	10.062	24.179	32.078	66.319
	b. Patungan / Joint Venture	9.163	142	255.192	264.497
2	Asuransi Umum / Non Life Insurance	-	-	-	-
	a. Perusahaan Nasional / National Private	20.505	473	7.060	28.038
	b. Patungan / Joint Venture	3.109	718	11.136	14.963
3	Reasuransi / Reinsurance	577	-	-	577
4	Pialang Asuransi / Insurance Brokers	2.696	-	-	2.696
5	Pialang Reasuransi / Reinsurance Brokers	312	-	-	312
6	Jumlah / Total	46.424	25.512	305.466	377.402

Tabel 1.20 Syariah/Sharia

NO	NAMA PERUSAHAAN NAME OF COMPANY	Tenaga Kerja/ Employees	Agen/ Agent			Total
			Badan Hukum/ Company	Perorangan/ Individual	Pialang/ Broker	
(1)	(2)	(3)	(4)	(5)	(6)	(7)
1	Asuransi Jiwa / Life Insurance					
	a. Perusahaan Nasional / National Private	6.793	-	44.163	4	50.960
	b. Patungan / Joint Venture	6.083	24	231.226	49	237.382
2	Asuransi Umum / Non Life Insurance	-	-	-	-	-
	a. Perusahaan Nasional / National Private	615	551	-	-	1.166
	b. Patungan / Joint Venture	300	95	-	-	395
3	Jumlah / Total	13.791	670	275.389	53	289.903

### K. CATATAN

Data lengkap mengenai usaha asuransi umum dan reasuransi, usaha asuransi jiwa, usaha asuransi dan reasuransi syariah, program asuransi sosial dan jaminan sosial tenaga kerja, program asuransi untuk pegawai negeri sipil dan TNI/POLRI, usaha pialang asuransi dan reasuransi serta perusahaan penilai kerugian asuransi dapat dilihat pada Lampiran II sampai dengan Lampiran VII.

### K. NOTES

*The complete data for non life insurance and reinsurance business, life insurance business, sharia insurance and reinsurance business, social insurance program and workers social security, insurance program for civil servants and armed forces /police, insurance and reinsurance brokers and loss adjusters business, can be seen at Appendix II up to VII.*

**ASURANSI UMUM DAN  
REASURANSI-KONVENSIONAL  
NON LIFE INSURANCE AND REINSURANCE-CONVENTIONAL**

**2012**

---

**PERASURANSIAN INDONESIA  
INDONESIA INSURANCE**



TABLE:2.1/TABLE:2.1  
REKAPITULASI NERACA TAHUN 2012  
RECAPITULATION OF BALANCE SHEET IN YEAR 2012

(1)	(2)	(3)	BUKAN INVESTASI INVESTMENT NON INVESTMENT (4)	JUMLAH ASET TOTAL ASSETS (5)	UTANG PAYABLE (6)	PYBMP UNEARNED PREMIUM (7)	CADANGAN KAJAM CLAIM RESERVE (8)		PINJAMAN SUBORDINATED LOANS (9)		MODAL SENDIRI EQUITY (10)
							(8)	(9)			
<b>PERUSAHAAN ASURANSI UMUM NASIONAL</b>											
<b>NATIONAL GENERAL INSURANCE COMPANIES</b>											
1	PT Asuransi Adira Dinamika	2.214.342	528.591	2.742.933	1.013.253	587.610	223.356	-	-	918.714	
2	PT Asuransi Aftariindo	95.892	33.647	129.539	22.215	14.330	9.803	-	-	83.192	
3	PT Athagraha General Insurance	104.765	73.438	178.203	24.801	31.744	34.562	-	-	87.096	
4	PT Asuransi Asoka Mias	112.340	40.904	153.244	16.169	49.281	5.485	40.000	-	42.310	
5	PT Asuransi Astra Buana	5.178.441	1.280.537	6.428.978	2.410.099	1.022.314	574.096	-	-	2.422.469	
6	PT Avrist General Insurance (d/h PT Asuransi Starite International)	81.557	17.800	99.358	8.289	7.527	2.794	-	-	80.748	
7	PT Asuransi Bangun Askrida	805.187	493.231	1.298.418	163.073	512.638	282.178	-	-	340.528	
8	PT Batavia Mitratama Insurance	70.901	13.733	84.634	7.013	20.060	4.597	-	-	52.964	
9	PT Berdikari Insurance	37.780	105.743	143.522	8.962	5.134	20.226	11.500	-	97.701	
10	PT Asuransi Bhakti Bhayangkara	51.293	46.320	97.613	8.847	13.852	4.868	-	-	70.047	
11	PT Asuransi Bina Dana Aita Tbk.	1.236.473	248.935	1.485.408	456.443	269.668	137.837	-	-	621.459	
12	PT Asuransi Binagriya Upakara	205.042	28.136	233.178	15.860	140.688	2.094	-	-	74.535	
13	PT Asuransi Bintang Tbk.	124.256	212.392	336.648	74.773	119.781	28.886	1.667	-	111.541	
14	PT Asuransi Bosowa Periskop	90.059	58.498	148.558	17.894	29.832	21.128	2.943	-	76.761	
15	PT Asuransi Bingih Sejahtera Atamakmur	151.477	145.297	296.774	67.355	65.767	11.353	-	-	152.300	
16	PT Asuransi Buana Independent	191.884	66.856	258.740	59.006	59.090	19.141	46.000	-	75.503	
17	PT Asuransi Umum Bumiputera Muda 1967	236.240	373.343	609.583	70.323	226.109	138.375	-	-	174.776	
18	PT Asuransi Central Asia	3.801.108	1.244.601	5.045.709	1.105.004	471.314	297.257	-	-	3.172.135	
19	PT Central Sejahtera Insurance (d/h PT Transpacific General Insurance)	206.228	87.115	293.343	159.216	45.060	10.391	-	-	78.676	
20	PT Citra International Underwriters	38.393	172.285	210.658	103.990	29.940	4.091	-	-	72.637	
21	PT Asuransi Dayin Mitra Tbk.	200.772	277.542	478.314	217.769	60.907	24.386	-	-	175.251	
22	PT Asuransi Eka Lloyd Jaya	82.227	21.462	103.689	16.626	8.338	4.818	-	-	73.907	
23	PT Asuransi Ekspor Indonesia (Persero)	757.833	546.057	1.303.890	275.296	123.631	127.754	-	-	777.210	
24	PT Asuransi Harta Anan Pratama Tbk.	78.977	173.401	252.378	24.512	82.290	62.903	-	-	82.674	
25	PT Asuransi Himalaya Pelindung	44.665	132.077	176.741	28.950	32.156	6.388	-	-	109.247	
26	PT Asuransi Indrapura	184.403	520.651	705.054	197.028	243.410	150.931	-	-	113.684	
27	PT Asuransi Intra Asia	85.164	40.366	125.530	15.243	18.683	1.970	-	-	89.634	
28	PT MNC Asuransi Indonesia (d/h Asuransi Jamindo General Insurance)	98.563	49.638	148.201	37.406	13.803	6.176	-	-	90.816	
29	PT Asuransi Jasa Indonesia (Persero)	1.524.615	2.072.519	3.597.134	1.175.740	420.530	590.396	-	-	1.410.468	
30	PT Asuransi Jasa Raharja Putera	718.286	222.884	941.170	194.744	215.093	77.876	-	-	483.457	
31	PT Asuransi Jasa Tania Tbk.	79.415	87.752	167.166	33.526	36.704	10.015	-	-	86.921	
32	PT Asuransi Jaya Proteksi	678.242	472.373	1.150.615	144.209	698.922	230.522	-	-	76.963	
33	PT Asuransi Kayamas Sentralindo *)	-	-	-	-	-	-	-	-	-	
34	PT Asuransi Kredit Indonesia (Persero)	4.105.807	627.354	4.733.161	154.699	251.513	237.708	-	-	4.089.240	
35	PT Lippo General Insurance Tbk.	1.135.679	311.923	1.447.602	142.012	204.667	101.241	-	-	999.682	
36	PT Asuransi Maipark Indonesia	163.442	124.357	287.799	27.097	47.427	34.183	-	-	179.092	

Dalam Jutaan Rupiah  
In Million Rupiah





(1)	(2)	(3)	(4)	(5)	(6)	(7)	(8)	(9)	(10)
11 PT MAA General Insurance	84,401	11,232	84,401	96,633	146,058	33,515	90,627	-	(174,568)
12 PT Asuransi Mandiri Axa General Indonesia (d/h PT As. Dhama Bangsa)	83,916	260,491	83,916	344,406	35,903	144,536	43,243	-	120,725
13 PT Asuransi MSIG Indonesia	1,071,152	785,395	1,071,152	1,856,548	203,388	616,332	575,723	-	461,124
14 PT Asuransi Nipponkoa Indonesia (d/h PT As. Permata Nipponkoa Indonesia)	356,982	179,306	356,982	536,288	143,871	127,991	107,353	-	157,074
15 PT Asuransi QBE Pool Indonesia	90,008	182,793	90,008	272,801	32,465	84,274	65,873	-	90,189
16 PT Asuransi Samsung Tugu	398,600	174,358	398,600	572,958	387,887	27,677	24,086	-	133,298
17 PT Sampo Japan Insurance Indonesia	219,370	136,739	219,370	356,109	38,765	89,579	95,333	-	132,432
18 PT Asuransi Tokio Marine Indonesia	665,120	799,724	665,120	1,464,844	322,975	304,111	296,620	-	541,138
19 PT Zurich Insurance Indonesia	173,862	314,547	173,862	488,409	89,814	148,825	78,121	-	171,650
<b>JUMLAH/SUB TOTAL</b>	<b>4,518,426</b>	<b>4,389,690</b>	<b>4,518,426</b>	<b>8,908,116</b>	<b>2,267,337</b>	<b>2,066,594</b>	<b>1,716,288</b>	<b>-</b>	<b>2,857,898</b>
<b>PERUSAHAAN REASURANSI</b>									
<b>REINSURANCE COMPANIES</b>									
1 PT Reasuransi International Indonesia	424,098	1,070,840	424,098	1,494,938	99,020	544,727	358,570	-	492,621
2 PT Maskapai Reasuransi Indonesia	143,393	568,977	143,393	712,370	52,121	193,431	174,471	-	292,347
3 PT Reasuransi Nasional Indonesia	117,391	738,972	117,391	856,363	27,984	251,394	291,680	75,000	210,304
4 PT Tugu Reasuransi Indonesia	411,183	626,037	411,183	1,037,220	117,194	276,810	403,165	-	240,051
<b>JUMLAH / SUB TOTAL</b>	<b>1,096,065</b>	<b>3,004,826</b>	<b>1,096,065</b>	<b>4,100,891</b>	<b>296,319</b>	<b>1,266,363</b>	<b>1,227,886</b>	<b>75,000</b>	<b>1,235,322</b>
<b>JUMLAH SELURUHNYA / GRAND TOTAL</b>	<b>24,230,267</b>	<b>49,195,479</b>	<b>24,230,267</b>	<b>73,425,746</b>	<b>15,419,487</b>	<b>12,701,182</b>	<b>9,818,874</b>	<b>181,855</b>	<b>35,304,350</b>

**Keterangan / notes :**

\*) Tidak menyampaikan Laporan/Have Not Submitted Annual Report

\*\*) Telah dicabut Izin usaha Tahun 2012/Licenses have been revoked

\*\*\*)) Pemberian izin usaha di akhir tahun 2012/New license at the end 2012

TABEL: 2.1/1/TABLE: 2.1.1

REKAPITULASI INVESTASI TAHUN 2012

RECAPITULATION OF INVESTMENT IN YEAR 2012

(1)	(2)	(3)	(4)	(5)	(6)	(7)	(8)	(9)	(10)	(11)	(12)	Dalam Jutaan Rupiah In Million Rupiah	
												(13)	(14)
<b>PERUSAHAAN ASURANSI UMUM NASIONAL</b>													
<b>NATIONAL GENERAL INSURANCE COMPANIES</b>													
1	PT Asuransi Adira Dinamika	1,509,903	42,204	593,319	43,821	-	-	95	-	-	25,000	-	2,214,342
2	PT Asuransi Anando	55,522	2,799	10,751	20,088	-	4,691	154	1,887	-	-	-	95,892
3	PT Athragraha General Insurance	73,021	-	2,237	-	-	19,534	219	9,755	-	-	-	104,765
4	PT Asuransi Asoka Was	101,264	-	11,000	-	-	-	76	-	-	-	-	112,340
5	PT Asuransi Astra Buana	348,341	-	676,424	843,750	-	3,177,593	67,344	-	-	65,000	-	5,178,441
6	PT Avist General Insurance (d/h PT Asuransi Starlite International)	81,546	-	-	-	-	-	11	-	-	-	-	81,557
7	PT Asuransi Bangun Askrida	720,450	2,282	22,378	4,329	-	9,882	8,063	-	-	37,823	-	805,187
8	PT Batavia Miratama Insurance	54,530	825	4,500	500	-	3,594	999	5,953	-	-	-	70,901
9	PT Berdikari Insurance	37,634	-	-	-	-	-	146	-	-	-	-	37,780
10	PT Asuransi Bhakti Bhayangkara	39,187	-	11,000	1,037	-	-	89	-	-	-	-	51,293
11	PT Asuransi Bina Dana Aja Tbk	689,102	245,791	197,778	-	-	87,880	8,514	7,429	-	-	-	1,236,473
12	PT Asuransi Binagriya Upakara	146,236	-	34,573	15,129	-	-	409	-	-	8,694	-	205,042
13	PT Asuransi Binatang Tbk	59,084	3,935	7,308	14,566	-	12,299	27,064	-	-	-	-	124,256
14	PT Asuransi Bosowa Periskop	20,395	45,798	-	-	-	-	23,866	-	-	-	-	90,059
15	PT Asuransi Brigin Sejatera Atamakmur	119,600	0	-	6,667	-	-	200	-	-	25,010	-	151,477
16	PT Asuransi Buana Independent	170,025	1,348	20,266	-	-	-	245	-	-	-	-	191,884
17	PT Asuransi Umum Bumiputera Muda 1967	93,519	50,510	5,473	-	-	84,387	2,352	-	-	-	-	236,240
18	PT Asuransi Central Asia	437,654	1,317,521	14,162	11,155	-	353,317	1,498,755	42,207	-	126,336	-	3,801,108
19	PT Central Sejahtera Insurance (d/h PT Transpacif General Insurance)	204,200	-	2,000	-	-	-	28	-	-	-	-	206,228
20	PT Citra Internasional Underwriters	31,254	865	-	-	-	500	5,774	-	-	-	-	38,393
21	PT Asuransi Dayin Mitra Tbk	80,664	6,267	-	11,332	-	43,155	30,607	28,747	-	-	-	200,772
22	PT Asuransi Eka Lloyd Jaya	82,047	-	-	-	-	-	180	-	-	-	-	82,227
23	PT Asuransi Ekspor Indonesia (Persero)	341,576	53,769	177,559	15,367	-	165,067	4,472	-	-	23	-	757,833
24	PT Asuransi Harita Aman Pratama Tbk	61,934	3,055	6,000	1,473	-	5,097	194	-	-	1,224	-	78,777
25	PT Asuransi Himalaya Peleindung	41,900	-	2,750	-	-	-	15	-	-	-	-	44,685
26	PT Asuransi Indrapura	163,586	10,576	5,468	-	-	4,518	254	-	-	-	-	184,403
27	PT Asuransi Intra Asia	85,100	-	-	-	-	-	64	-	-	-	-	85,164
28	PT WNC Asuransi Indonesia (d/h Asuransi Jamindo General Insurance)	68,377	19,053	-	-	-	11,118	15	-	-	-	-	86,563
29	PT Asuransi Jasa Indonesia (Persero)	679,225	55,967	353,156	81,054	-	87,830	287,308	-	-	75	-	1,524,615
30	PT Asuransi Jasa Rahajaya Putera	302,738	7,178	231,925	10,000	-	156,106	8,674	-	-	1,665	-	718,286
31	PT Asuransi Jasa Tania Tbk	35,088	3,486	30,137	6,045	-	3,958	699	-	-	-	-	79,415
32	PT Asuransi Jaya Proteksi	406,450	7,973	81,499	20,837	-	124,313	30,390	6,780	-	-	-	678,242
33	PT Asuransi Karyamas Sentralindo *)	-	-	-	-	-	-	-	-	-	-	-	-
34	PT Asuransi Kredit Indonesia (Persero)	3,346,191	1,005	96,092	128,601	-	203,161	330,758	-	-	-	-	4,105,807
35	PT Lippo General Insurance Tbk	186,215	849,175	6,252	17,113	-	-	44,696	11,292	-	20,936	-	1,135,679
36	PT Asuransi Melipark Indonesia	155,848	-	-	2,649	-	-	-	3,445	-	-	-	163,442
37	PT Malacca Trust Wuwungan Insurance (d/h PT Asuransi Wuwungan)	37,619	1	27,772	5,370	-	538	-	-	-	-	-	71,299

(1)	(2)	(3)	(4)	(5)	(6)	(7)	(8)	(9)	(10)	(11)	(12)	(13)
38	PT Asuransi Umum Mega	141,200	8,220	109,042	17,719	-	13,616	10	-	-	25,000	314,808
39	PT Asuransi Mega Pratama	35,889	282	-	-	-	-	5,902	-	-	-	41,853
40	PT Asuransi Mitra Maparya	223,184	6,933	21,721	1,989	-	1,502	275	-	-	-	255,605
41	PT Asuransi Mitra Pelindung Mustika	107,750	-	-	-	-	-	500	-	-	-	108,250
42	PT Asuransi Multi Artha Guna	821,466	46,000	233,763	-	-	41,510	64,109	-	-	-	1,206,848
43	PT Pan Pacific Insurance (dih PT Auranis Jaya Inti)	132,836	4,247	14,000	10,244	7,036	4,263	10,939	-	-	-	183,565
44	PT Panin Insurance Tbk.	37,743	5,488,560	606,205	-	-	3,290	127,485	2,647	-	-	6,275,939
45	PT Asuransi Parolamas	85,612	155	-	503	-	80	997	3,881	-	25,763	116,991
46	PT Asuransi Puri Asti **	-	-	-	-	-	-	-	-	-	-	-
47	PT Asuransi Purna Atanugraha	67,714	1,415	4,427	-	-	8,525	138	-	-	-	82,219
48	PT Asuransi Raksa Pratikara	688,124	-	4,998	-	-	-	389	-	-	-	693,511
49	PT Asuransi Rama Saria Wibawa	96,808	-	12,376	25,561	-	-	194	-	-	-	134,939
50	PT Asuransi Ramayana Tbk.	300,880	1,604	75,000	-	-	-	35,525	-	-	25,005	438,013
51	PT Asuransi Raya	40,375	-	-	-	-	-	15	-	-	-	40,390
52	PT Asuransi Recapital	35,710	30,765	-	-	-	-	187	-	-	-	66,662
53	PT Asuransi Reliance Indonesia	77,200	62,271	-	2,952	-	-	20,018	-	350	-	162,791
54	PT Sarana Lindung Upaya	27,980	-	-	-	-	-	1,410	-	-	-	29,390
55	PT Asuransi Sinar Mas	575,548	588,843	-	-	-	1,573,076	93,838	5,790	11,080	-	2,318,176
56	PT Maskapai Asuransi Sonwells	22,831	-	-	-	-	939	-	-	-	-	23,770
57	PT Asuransi Sumit Oto	272,100	-	-	-	-	-	-	-	-	-	272,100
58	PT Sisco Mandiri (dih PT Sisco Jasa Pratama)	17,900	1,124	-	-	-	24,072	111	-	-	-	43,207
59	PT Asuransi Tri Pakaria	93,404	8,374	41,862	22,684	-	113,554	589	-	-	-	280,467
60	PT Asuransi Tugu Kresna Pratama	35,107	577	1,000	-	-	524	156	-	-	-	37,364
61	PT Tugu Pratama Indonesia	477,889	25,680	485,768	172,340	-	297,238	808,886	-	-	-	2,267,801
62	PT Victoria Insurance (dih PT Asuransi Umum Centilis)	33,905	13,720	28,064	-	-	-	65	-	-	-	73,754
63	PT Asuransi Vicedi (dih PT Asuransi Fadent Mahkota Sahid)	72,318	-	-	-	-	-	144	-	-	3,920	76,381
64	PT Asuransi Wahana Tata	381,250	52,697	96,593	16,023	-	58,118	105,540	-	-	3,000	713,122
65	PT Asuransi Wanamekar Handayani**	-	-	-	-	-	-	-	-	-	-	-
66	PT Asuransi Umum Panin ***	-	-	-	-	-	-	-	-	-	-	-
<b>JUMLAH / SUB TOTAL</b>		<b>15,969,552</b>	<b>9,052,710</b>	<b>4,361,846</b>	<b>1,533,647</b>	<b>7,036</b>	<b>6,698,813</b>	<b>3,640,140</b>	<b>129,813</b>	<b>11,430</b>	<b>395,976</b>	<b>41,800,963</b>
<b>PERUSAHAAN ASURANSI UMUM PATUNGAN</b>												
<b>JOINT VENTURE GENERAL INSURANCE COMPANIES</b>												
1	PT ACE INA Insurance	24,151	-	15,004	139,932	-	-	200	-	-	11	179,298
2	PT Asuransi Allianz Utama Indonesia	90,384	-	23,916	145,185	-	257,769	788	-	-	-	518,042
3	PT Asuransi Axa Indonesia	230,171	-	-	-	-	-	380	-	-	-	230,551
4	PT Bess Central Insurance (dih PT Asuransi AICI Indonesia)	31,200	-	8,000	-	-	-	129	-	-	-	39,329
5	PT Charis Insurance Indonesia (dih PT Asuransi AII Indonesia)	203,286	-	-	28,863	-	-	969	-	-	26,000	259,118
6	PT China Tailoring Insurance Indonesia	52,673	-	10,189	5,282	-	-	111	-	-	-	68,254
7	PT Asuransi CHUBB Indonesia**	-	-	-	-	-	-	-	-	-	-	-
8	PT Asuransi Haijin Korindo	36,892	-	-	-	-	-	168	-	-	-	37,160
9	PT KSK Insurance Indonesia (dih PT Kumia Insurance Indonesia)	81,169	30	19,404	-	-	-	91	-	-	-	100,695
10	PT LIG Insurance Indonesia	32,326	16,600	16,001	1,000	-	46,297	396	-	40	-	112,659
11	PT MAA General Insurance	4,584	-	-	6,583	-	-	64	-	-	-	11,232
12	PT Asuransi Mandiri Axa General Indonesia (dih PT Asuransi Dharma Bangsa)	260,467	-	-	-	-	-	24	-	-	-	260,491
13	PT Asuransi MIGA Indonesia	469,567	10,972	60,760	220,430	-	20,313	3,355	-	-	-	785,395
14	PT Asuransi Nipponkoa Indonesia (dih PT As. Permatia Nipponkoa Indonesia)	178,285,81	-	-	-	-	-	1,020	-	-	-	179,306

NAMA PERUSAHAAN NAME OF COMPANIES	DEP. BERJANGKA & SERT. DEP TIME DEPOSIT AND CERT. OF DEPT.	SB YANG DITERBITKAN PEMERINTAH				OBLIGASI & MTN		SAHAM STOCKS	REKSA DANA MUTUAL FUND		SERTIFIKAT BI BI PROMISSORY NOTES	PENYERTAAN LANGSUNG DIRECT PLACEMENT	BANGUNAN, TANAH DG. BANGUNAN			INVESTASI LAINNYA OTHER INVESTMENTS	JUMLAH TOTAL
		(3)	(4)	(5)	(6)	(7)	(8)		(9)	(10)			(11)	(12)	(13)		
15 PT Asuransi QBE Pool Indonesia	136,427	-	12,642	-	-	33,574	-	150	-	-	-	-	-	-	182,793		
16 PT Asuransi Samsung Tugu	105,611	-	-	68,629	-	-	-	118	-	-	-	-	-	-	174,358		
17 PT Sampo Japan Insurance Indonesia	136,194	-	-	-	-	-	-	545	-	-	-	-	-	-	136,739		
18 PT Asuransi Tokio Marine Indonesia	332,519	50,965	-	320,408	-	86,843	-	8,988	-	-	-	-	-	-	798,724		
19 PT Zurich Insurance Indonesia	145,849	-	30,606	136,303	-	1,476	-	313	-	-	-	-	-	-	314,547		
<b>JUMLAH / SUB TOTAL</b>	<b>2,551,855</b>	<b>78,567</b>	<b>196,523</b>	<b>1,072,615</b>	<b>33,574</b>	<b>412,697</b>	<b>17,809</b>	<b>17,809</b>	<b>-</b>	<b>40</b>	<b>26,011</b>	<b>4,389,690</b>					
<b>PERUSAHAAN REASURANSI</b>																	
<b>REINSURANCE COMPANIES</b>																	
1 PT Reasuransi Internasional Indonesia	411,651	20,471	259,529	78,761	-	181,972	843	-	-	-	-	-	-	-	1,070,840		
2 PT Maskapai Reasuransi Indonesia	376,454	7,602	73,948	2,327	-	40,205	371	35,070	-	-	-	-	-	-	568,977		
3 PT Reasuransi Nasional Indonesia	389,961	32,933	215,256	70,500	-	28,898	1,424	-	-	-	-	-	-	-	738,972		
4 PT Tugu Reasuransi Indonesia	141,558	64,323	229,284	157,404	-	31,493	1,975	-	-	-	-	-	-	-	628,037		
<b>JUMLAH / SUB TOTAL</b>	<b>1,319,625</b>	<b>125,329</b>	<b>778,017</b>	<b>308,991</b>	<b>-</b>	<b>282,568</b>	<b>4,613</b>	<b>35,070</b>	<b>-</b>	<b>150,613</b>	<b>3,004,826</b>						
<b>JUMLAH SELURUHNYA / GRAND TOTAL</b>	<b>19,841,031</b>	<b>9,256,606</b>	<b>5,336,386</b>	<b>2,915,253</b>	<b>40,610</b>	<b>7,394,078</b>	<b>3,662,562</b>	<b>164,883</b>	<b>11,470</b>	<b>572,599</b>	<b>49,195,479</b>						

## Keterangan / notes :

\*) Tidak menyampaikan Laporan/Have Not Submitted Annual Report

\*\*) Telah dicabut izin usaha Tahun 2012/Licenses have been revoked

\*\*\*) Pemberian izin usaha di akhir tahun 2012/ New license at the end 2012

Perusahaan Asuransi Umum & Reasuransi - Konvensional  
General Insurance & Reinsurance Companies - Conventional

TABEL: 2.1.2/TABLE: 2.1.2  
REKAPITULASI BUKAN INVESTASI TAHUN 2012  
RECAPITULATION OF INVESTMENT IN YEAR 2012

(1)	(2)	KAS DAN BANK		TAGIHAN PREMI		TAGIHAN REASURANSI		TAGIHAN HASIL INVESTASI		BANGUNAN, TANAH DG. BANGUNAN,		PERANGKAT KERAS		AKTIVA TETAP LAIN		AKTIVA LAIN		JUMLAH TOTAL
		(3)	(4)	(5)	(6)	(7)	(8)	(9)	(10)	(11)								
	NAMA PERUSAHAAN NAME OF COMPANIES	CASH AND BANK	TAGIHAN PREMI PREMIUM RECEIVABLE	REASURANSI REINSURANCE RECEIVABLE	INVESTASI INVESTMENTS YIELD RECEIVABLE	BANGUNAN, PROPERTY	PERANGKAT COMPUTER HARDWARE	AKTIVA TETAP LAIN FIXED ASSETS	AKTIVA OTHER ASSETS	AKTIVA LAIN OTHER ASSETS	TOTAL							
1	PT Asuransi Adira Dinamika	28.284	165.530	91.123	9.971	122.613	8.860	27.331	74.878	528.591								
2	PT Asuransi Artamindo	5.784	4.367	18.435	487	498	121	1.326	2.629	33.647								
3	PT Arthagraha General Insurance	12.280	25.586	27.022	-	1.024	251	1.642	5.634	73.438								
4	PT Asuransi Asoka Mas	1.802	23.375	3.119	340	-	2.219	4.214	6.035	40.904								
5	PT Asuransi Astra Buana	38.358	288.218	68.322	22.070	140.325	12.612	31.114	649.519	1.250.537								
6	PT Avrist General Insurance (dih PT Asuransi Starlite International)	6.817	5.630	130	68	-	80	631	4.445	17.800								
7	PT Asuransi Bangun Askrida	52.578	28.080	330.700	1.108	36.283	4.413	12.583	27.486	493.231								
8	PT Batavia Mitratama Insurance	1.191	2.404	-	142	8.030	31	1.438	497	13.733								
9	PT Berdikari Insurance	7.207	3.746	1.463	-	22.273	283	1.574	69.196	105.743								
10	PT Asuransi Bhakti Bhayangkara	1.846	6.377	530	171	32.769	399	849	3.379	46.320								
11	PT Asuransi Bina Dana Arta Tbk.	22.889	98.043	4.315	2.763	51.514	4.426	8.287	56.899	248.935								
12	PT Asuransi Binagriya Upakara	1.193	12.885	1.706	863	5.475	414	117	5.483	28.136								
13	PT Asuransi Bintang Tbk.	9.306	64.033	99.198	373	1.539	1.741	2.674	33.529	212.392								
14	PT Asuransi Bosowa Periskop	5.996	16.615	24.589	48	3.450	605	2.349	4.847	58.498								
15	PT Asuransi Bringin Sejahtera Artamakmur	16.016	76.456	34.339	192	869	1.492	8.030	7.904	145.297								
16	PT Asuransi Buana Independent	8.806	32.152	6.815	646	8.401	218	4.461	5.357	66.856								
17	PT Asuransi Umum Bumiputera Muda 1967	19.767	91.138	166.610	448	20.132	2.091	3.874	69.282	373.343								
18	PT Asuransi Central Asia	110.318	674.482	264.832	9.812	44.218	2.784	17.923	120.233	1.244.601								
19	PT Central Sejahtera Insurance (dih PT Transpacific General Insurance)	359	59.707	3.853	160	-	713	3.099	19.224	87.115								
20	PT Citra International Underwriters	2.705	146.947	6.269	34	-	956	268	15.086	172.265								
21	PT Asuransi Dayin Mitra Tbk.	66.913	173.273	6.841	310	5.198	1.132	7.966	15.908	277.542								
22	PT Asuransi Eka Lloyd Jaya	1.923	16.450	209	139	-	485	475	1.780	21.462								
23	PT Asuransi Ekspor Indonesia (Persero)	236.041	203.157	22.191	1.728	53.118	5.562	15.306	8.954	546.057								
24	PT Asuransi Harta Aman Pratama Tbk.	8.270	63.116	15.045	152	2.781	297	4.246	79.494	173.401								
25	PT Asuransi Himalaya Peleindung	10.579	63.345	5.599	58	29.975	1.069	3.624	17.829	132.077								
26	PT Asuransi Indrapura	45.005	155.035	306.052	440	-	2.142	1.976	10.002	520.651								
27	PT Asuransi Intra Asia	9.460	21.860	1.154	753	-	429	5.773	937	40.366								
28	PT MNC Asuransi Indonesia (dih Asuransi Jaminindo General Insurance)	977	39.358	688	88	-	396	2.429	5.702	49.638								
29	PT Asuransi Jasa Indonesia (Persero)	221.709	1.076.844	463.426	4.346	77.238	-	69.614	159.342	2.072.519								
30	PT Asuransi Jasa Rahajaya Putera	66.093	36.084	29.762	3.222	17.417	5.458	14.840	50.008	222.884								
31	PT Asuransi Jasa Tania Tbk.	4.805	29.313	25.070	293	10.796	837	2.895	13.741	87.752								
32	PT Asuransi Jaya Proteksi	27.789	141.998	11.878	1.677	32.870	5.289	10.327	240.545	472.373								

Dalam Jutaan Rupiah  
In Million Rupiah



NAMA PERUSAHAAN NAME OF COMPANIES	KAS DAN BANK CASH AND BANK	TAGIHAN PREMI PREMIUM RECEIVABLE	TAGIHAN REASURANSI REINSURANCE RECEIVABLE	TAGIHAN HASIL INVESTASI INVESTMENTS YIELD RECEIVABLE	BANGUNAN, TANAH DG.			PERANGKAT KERAS COMPUTER HARDWARE	AKTIVA TETAP LAIN OTHER FIXED ASSETS	AKTIVA LAIN OTHER ASSETS	JUMLAH TOTAL
					(3)	(4)	(5)				
4 PT Bess Central Insurance (dlh PT Asuransi AIOI Indonesia)	5,043	35,393	419	71	-	386	2,396	3,422	47,129		
5 PT Charis Insurance Indonesia (dlh PT Asuransi AIU Indonesia)	42,847	202,702	18,059	1,695	-	3,262	11,077	31,095	310,737		
6 PT China Taiping Insurance Indonesia	64,044	27,890	3,994	538	426	170	1,209	2,904	101,174		
7 PT Asuransi CHUBB Indonesia**)	-	-	-	-	-	-	-	-	-		
8 PT Asuransi Hanjin Korindo	12,029	25,346	6,572	29	-	30	192	5,529	49,728		
9 PT KSK Insurance Indonesia (dlh PT Kurnia Insurance Indonesia)	5,603	24,866	10,464	265	757	2,113	1,112	48,352	93,533		
10 PT LIG Insurance Indonesia	4,362	21,757	26,401	184	377	1,495	844	20,092	75,512		
11 PT MAA General Insurance	2,443	27,206	48,840	104	-	364	731	4,712	84,401		
12 Bangsa)	6,179	13,673	41,091	667	-	617	6,947	14,742	83,916		
13 PT Asuransi MSG Indonesia	12,300	170,385	25,651	6,111	-	3,289	13,433	839,983	1,071,152		
14 Indonesia)	20,495	98,441	215,356	1,075	-	458	2,958	18,198	356,982		
15 PT Asuransi QBE Pool Indonesia	15,484	54,007	558	2,903	-	445	3,436	13,175	90,008		
16 PT Asuransi Samsung Tugu	12,483	40,772	85,961	1,676	-	3,671	2,362	251,675	398,600		
17 PT Sampo Japan Insurance Indonesia	31,196	28,863	147,722	181	-	239	2,525	8,644	219,370		
18 PT Asuransi Tokio Marine Indonesia	11,299	173,901	27,083	6,041	-	1,686	20,955	424,154	665,120		
19 PT Zurich Insurance Indonesia	6,817	80,564	24,015	2,003	-	3,810	11,722	44,932	173,862		
<b>JUMLAH/SUB TOTAL</b>	<b>368,983</b>	<b>1,201,713</b>	<b>764,141</b>	<b>29,492</b>	<b>1,560</b>	<b>29,855</b>	<b>106,077</b>	<b>2,026,605</b>	<b>4,518,426</b>		
<b>PERUSAHAAN REASURANSI</b>											
<b>REINSURANCE COMPANIES</b>											
1 PT Reasuransi International Indonesia	1,337	90,953	36,890	3,734	25,740	967	3,998	260,480	424,098		
2 PT Maskapai Reasuransi Indonesia	22,256	55,879	42,427	1,952	15,363	719	2,619	2,177	143,393		
3 PT Reasuransi Nasional Indonesia	982	33,820	2,134	4,006	40,777	2,880	1,000	31,792	117,391		
4 PT Tugu Reasuransi Indonesia	11,347	-	87,547	4,620	7,053	3,242	1,102	296,271	411,183		
<b>JUMLAH / SUBTOTAL</b>	<b>35,923</b>	<b>180,651</b>	<b>168,997</b>	<b>14,313</b>	<b>88,933</b>	<b>7,807</b>	<b>8,719</b>	<b>590,721</b>	<b>1,096,065</b>		
<b>JUMLAH SELURUHNYA / GRAND TOTAL</b>	<b>1,938,573</b>	<b>7,932,367</b>	<b>4,590,412</b>	<b>354,315</b>	<b>1,472,271</b>	<b>150,601</b>	<b>545,348</b>	<b>7,246,379</b>	<b>24,230,267</b>		

**Keterangan / notes :**

\*) Tidak menyampaikan Laporan/Have Not Submitted Annual Report

\*\*) Telah dicabut izin usaha Tahun 2012/Licenses have been revoked

\*\*\*) Pemberian izin usaha di akhir tahun 2012/New license at the end 2012

TABEL: 2.1.3/TABLE: 2.1.3  
REKAPITULASI HASIL INVESTASI TAHUN 2012  
RECAPITULATION OF INVESTMENT INCOME IN YEAR 2012

	Dalam Jutaan Rupiah In Million Rupiah												
	(1)	(2)	(3)	(4)	(5)	(6)	(7)	(8)	(9)	(10)	(11)	(12)	(13)
NAMA PERUSAHAAN NAME OF COMPANIES	DEP. BERJANGKA DAN SERT. DEP TIME DEPOSIT AND CERT. OF DEPT.	SAHAM STOCKS	DAN MTN BONDS AND MTN	OBLIGASI DAN MTN BONDS AND MTN	SB YANG DITERBITKAN PEMERINTAH/BI GOV/BI	REKSADANA MUTUAL FUND	PENYERTAAN LANGSUNG DIRECT PLACEMENT	BANGUNAN, TANAH DG. BANGUNAN PROPERTY	PINJAMAN HIPOTIK MORTGAGE LOANS	INVESTASI LAINNYA OTHER INVESTMENT	BEBAN INVESTASI EXPENSE	JUMLAH TOTAL	
<b>PERUSAHAAN ASURANSI UMUM NASIONAL</b>													
<b>NATIONAL GENERAL INSURANCE COMPANIES</b>													
1 PT Asuransi Adira Dinamika	89,155	1,735	44,565	24,104	-	-	-	-	-	3,503	-	163,062	
2 PT Asuransi Antairindo	2,172	138	645	1,958	362	224	-	-	-	-	-	5,861	
3 PT Arthagraha General Insurance	6,846	-	200	-	720	-	-	-	-	-	-	7,766	
4 PT Asuransi Asoka Mas	4,860	-	1,005	-	-	-	-	-	-	-	-	5,865	
5 PT Asuransi Asira Buana	18,641	-	6,348	38,672	319,186	517	-	-	-	-	168	383,197	
6 PT Avist General Insurance (dih PT Asuransi Starlite International)	2,828	-	-	-	-	-	-	-	-	-	-	2,828	
7 PT Asuransi Bangun Askrida	23,047	(249)	2,239	442	883	-	-	-	-	879	-	27,241	
8 PT Batavia Miratama Insurance	1,990	102	1,142	58	225	8	368	-	-	-	-	3,884	
9 PT Berdikari Insurance	1,928	-	-	-	-	-	-	-	-	-	-	1,928	
10 PT Asuransi Bhakti Bhayangkara	34,639	12,938	10,027	-	2,305	9,421	-	-	-	-	-	69,331	
11 PT Asuransi Bina Dana Aia Tbk	9,240	859	395	1,170	79	104	-	-	-	139	-	11,986	
12 PT Asuransi Bhagrya Upakara	2,394	449	1,647	-	-	(38)	10,359	-	-	78	-	14,889	
13 PT Asuransi Bhitang Tbk	583	9,673	-	-	-	-	67	-	-	-	-	10,323	
14 PT Asuransi Bosowa Periskop	5,011	30	-	785	-	-	-	-	-	-	-	5,825	
15 PT Asuransi Brinjin Sejahtera Atamakmur	9,441	(134)	1,255	-	-	-	-	-	-	55	-	10,617	
16 PT Asuransi Buana Independent	1,852	2,959	173	-	5,943	-	-	-	-	233	-	11,160	
17 PT Asuransi Umum Bumpultera Muda 1967	30,999	10,193	19,686	18,195	121,921	-	-	-	-	-	-	200,993	
18 PT Asuransi Central Asia	6,216	-	151	-	-	4	-	-	-	-	-	6,372	
19 PT Central Sejahtera Insurance (dih PT Transpacific General Insurance)	955	26	-	-	-	-	-	-	-	-	-	981	
20 PT Citra International Underwriters	2,885	459	-	1,451	4,627	2,339	1,529	-	-	-	-	13,290	
21 PT Asuransi Dayin Mitra Tbk	3,196	-	-	-	-	-	-	-	-	-	-	3,196	
22 PT Asuransi Eka Lloyd Jaya	14,938	8,814	30,525	-	11,302	371	519	-	-	-	142	66,327	
23 PT Asuransi Ekspor Indonesia (Pesero)	2,652	416	650	162	-	-	-	-	-	-	-	3,880	
24 PT Asuransi Harta Aman Pratama Tbk	2,525	-	-	283	-	2	-	-	-	-	-	2,810	
25 PT Asuransi Himalaya Pelindung	8,662	562	675	-	76	-	-	-	-	-	-	9,996	
26 PT Asuransi Hindrapura	4,200	-	-	-	252	5	-	-	-	141	-	4,598	
27 PT Asuransi Intra Asia	1,262	15,736	-	-	2,049	-	-	-	-	-	-	19,047	
28 PT MNC Asuransi Indonesia (dih Asuransi Jaminindo General Insurance)	20,368	5,820	35,746	-	6,638	33,540	-	-	-	39,758	-	141,860	
29 PT Asuransi Jasa Indonesia (Pesero)	17,164	-	20,365	-	9,196	-	-	-	-	3,799	-	50,524	
30 PT Asuransi Jasa Raharja Putera	1,733	233	3,396	285	(1,155)	-	-	-	-	(388)	-	4,104	
31 PT Asuransi Jasa Tania Tbk	14,910	1,168	7,022	2,952	15,816	(14)	-	-	-	-	-	41,854	
32 PT Asuransi Jaya Proteksi	-	-	-	-	-	-	-	-	-	-	-	-	
33 PT Asuransi Karyamas Sentralindo *)	115,930	6,519	12,412	-	13,286	-	-	-	-	46,066	-	194,214	
34 PT Asuransi Kredit Indonesia (Pesero)	5,298	23,091	7,669	1,547	-	153	3,886	-	-	-	-	41,643	
35 PT Lippo General Insurance Tbk	6,596	-	-	286	-	-	-	-	-	130	-	7,012	
36 PT Asuransi Majapahit Indonesia	1,131	(535)	3,377	529	-	-	-	-	-	-	-	4,501	
37 PT Malacca Trust Wuwungan Insurance (dih PT Asuransi Wuwungan)	3,913	(1,509)	8,301	1,113	-	-	-	-	-	-	-	16,839	
38 PT Asuransi Umum Mega	1,110	-	-	-	1,278	-	-	-	-	-	-	2,388	
39 PT Asuransi Mega Pratama	1,560	983	889	194	(61)	-	-	-	-	-	-	13,565	
40 PT Asuransi Mitra Maparya	-	-	-	-	-	-	-	-	-	-	-	-	





(1)	(2)	NAMA PERUSAHAAN NAME OF COMPANIES	(3)	DEP. BERJANGKA DAN SERT. DEP TIME DEPOSIT AND CERT. OF DEPT.	(4)	SAHAM STOCKS	(5)	OBLIGASI DAN MTN BONDS AND MTN	(6)	SB YANG DITERBITKAN PEMERINTAH/BI MS. ISSUED BY GOV/BI	(7)	REKSADANA MUTUAL FUND	(8)	PENYERTAAN LANGSUNG DIRECT PLACEMENT	(9)	BANGUNAN, TANAH DG. BANGUNAN PROPERTY	(10)	PINJAMAN HIPOTIK MORTGAGE LOANS	(11)	INVESTASI LAINNYA OTHER INVESTMENT	(12)	BEBAN INVESTASI EXPENSE	(13)	JUMLAH TOTAL
19		PT Zurich Insurance Indonesia	6.392				2.742				11.686											119	20.700	
		<b>JUMLAH/SUB TOTAL</b>	<b>107.908</b>	<b>4.619</b>	<b>12.732</b>	<b>58.365</b>	<b>21.856</b>	<b>129</b>	<b>-</b>	<b>3</b>	<b>339</b>	<b>573</b>	<b>205.378</b>											
<b>PERUSAHAAN REASURANSI</b>																								
<b>REINSURANCE COMPANIES</b>																								
1		PT Reasuransi Internasional Indonesia	21.586	1.887	19.768	8.526	13.450	331															65.558	
2		PT Maskapai Reasuransi Indonesia	13.430	3.980	7.025	307	205	373	2.761											311			28.403	
3		PT Reasuransi Nasional Indonesia	14.510	(1.288)	16.200	6.468	(1.389)	106															34.587	
4		PT Tugu Reasuransi Indonesia	11.148	15.491	19.861	8.554	1.214													348			56.616	
		<b>JUMLAH/SUB TOTAL</b>	<b>60.674</b>	<b>20.081</b>	<b>62.854</b>	<b>23.845</b>	<b>13.481</b>	<b>810</b>	<b>2.761</b>	<b>-</b>	<b>659</b>	<b>185.164</b>												
		<b>JUMLAH SELURUHNYA / GRAND TOTAL</b>	<b>873.046</b>	<b>250.482</b>	<b>451.048</b>	<b>166.216</b>	<b>631.706</b>	<b>922.236</b>	<b>30.040</b>	<b>(648)</b>	<b>99.191</b>	<b>1.373</b>	<b>3.421.944</b>											

**Keterangan / notes :**

- \*) Tidak menyampaikan Laporan/Have Not Submitted Annual Report  
 \*\*) Telah dicabut izin usaha Tahun 2012/Licenses have been revoked  
 \*\*\*) Pemberian izin usaha di akhir tahun 2012/ New license at the end 2012

Perusahaan Asuransi Umum & Reasuransi - Konvensional  
General Insurance & Reinsurance Companies - Conventional

TABEL : 2.2/TABLE: 2.2

REKAPITULASI LABA RUGI TAHUN 2012

RECAPITULATION OF INCOME STATEMENT IN YEAR 2012

	Dalam Jutaan Rupiah In Million Rupiah								
	(1)	(2)	(3)	(4)	(5)	(6)	(7)	(8)	(9)
NAMA PERUSAHAAN NAME OF COMPANIES	HASIL UNDERWRITING SURPLUS	HASIL INVESTASI INCOME	HASIL LAINNYA OTHER INCOME	JUMLAH TOTAL	BIAYA OPERASIONAL EXPENSES	PAJAK TAXES	RUGI LABA PROFIT LOSS		
<b>PERUSAHAAN ASURANSI UMUM NASIONAL</b>									
<b>NATIONAL GENERAL INSURANCE COMPANIES</b>									
1 PT Asuransi Adira Dinamika	400,254	163,062	7,268	570,583	221,175	48,489	300,920		
2 PT Asuransi Aitarindo	8,118	5,861	1,691	15,670	8,066	959	6,644		
3 PT Arthagraha General Insurance	20,981	7,766	1,284	30,031	16,690	3,398	9,444		
4 PT Asuransi Asoka Mas	6,143	5,865	(2,123)	9,885	9,154	(579)	1,310		
5 PT Asuransi Astra Buana	925,987	383,197	2,947	1,312,131	469,833	130,539	711,759		
6 PT Avrist General Insurance (d/h PT Asuransi Starlite International)	3,766	2,628	(398)	5,996	11,299		(5,303)		
7 PT Asuransi Bangun Askrida	257,902	27,241	2,845	287,988	176,242	22,595	89,151		
8 PT Batavia Mitratama Insurance	8,563	3,884	573	13,020	6,006	1,024	5,990		
9 PT Berdikari Insurance	16,485	1,692	782	18,959	18,830	(1,237)	1,366		
10 PT Asuransi Bhakti Bhayangkara	30,018	2,405	(253)	32,170	24,227	1,924	6,019		
11 PT Asuransi Bina Dana Apta Tbk.	165,161	69,331	6,001	240,492	104,516	17,287	118,689		
12 PT Asuransi Binagriya Upakara	23,875	11,986	1,682	37,543	23,039	1,671	12,833		
13 PT Asuransi Bintang Tbk.	63,919	14,889	2,974	81,783	56,920	6,305	18,558		
14 PT Asuransi Bosowa Periskop	31,219	10,323	72	41,614	31,169	(756)	11,200		
15 PT Asuransi Bringin Sejahtera Artamakmur	98,251	5,825	1,540	105,617	51,769	13,293	40,535		
16 PT Asuransi Buana Independent	51,557	10,617	2,095	64,268	38,106	4,323	21,838		
17 PT Asuransi Umum Bumiputera Muda 1967	106,814	11,160	(4,462)	113,512	99,168	2,894	11,450		
18 PT Asuransi Central Asia	259,155	200,993	31,914	492,062	263,078	20,661	208,323		
19 PT Central Sejahtera Insurance (d/h PT Transpacific General Insurance)	43,258	6,372	(959)	48,671	22,450	6,032	20,188		
20 PT Citra International Underwriters	44,003	981	(5,009)	39,975	19,053	4,923	15,999		
21 PT Asuransi Dayin Mitra Tbk.	82,482	13,290	4,032	99,804	65,008	6,253	28,543		
22 PT Asuransi Eka Lloyd Jaya	11,882	3,196	1,437	16,515	10,749	706	5,060		
23 PT Asuransi Ekspor Indonesia (Persero)	129,331	66,327	3,504	199,162	105,200	1,164	92,799		
24 PT Asuransi Harta Aman Pratama Tbk.	40,983	3,880	1,982	46,846	29,219	1,078	16,549		
25 PT Asuransi Himalaya Pelindung	43,164	2,810	1,868	47,843	37,851	1,930	8,062		
26 PT Asuransi Indrapura	57,378	9,996	2,331	69,704	48,851	3,242	17,611		
27 PT Asuransi Intra Asia	19,592	4,598	799	24,989	19,182	362	5,445		
28 PT MNC Asuransi Indonesia (d/h Asuransi Jamindo General Insurance)	12,330	19,047	(3,013)	28,365	18,777	(820)	10,408		
29 PT Asuransi Jasa Indonesia (Persero)	347,635	141,860	7,183	496,678	221,803	61,266	213,609		
30 PT Asuransi Jasa Raharja Putera	198,511	50,624	5,538	254,573	147,464	24,234	82,876		
31 PT Asuransi Jasa Tania Tbk.	60,909	4,104	2,169	67,182	51,686	3,034	12,462		
32 PT Asuransi Jaya Proteksi	129,562	41,854	1,659	173,075	118,516	17,509	37,050		
33 PT Asuransi Karyamas Sentralindo *)	-	-	-	-	-	-	-		
34 PT Asuransi Kredit Indonesia (Persero)	217,648	194,214	35,648	447,510	204,493	(3,699)	246,716		



(1)	(2)	HASIL		(4)	(5)	(6)	BIAYA		(8)	(9)
		UNDERWRITING SURPLUS	INVESTMENT INCOME				OPERATIONAL EXPENSES	PAJAK TAXES		
NAMA PERUSAHAAN NAME OF COMPANIES		UNDERWRITING SURPLUS	INVESTMENT INCOME	HASIL LAINNYA OTHER INCOME	JUMLAH TOTAL	OPERATIONAL EXPENSES	PAJAK TAXES	RUGI LABA PROFIT LOSS		
9	PT KSK Insurance Indonesia (d/h PT Kurnia Insurance Indonesia)	(8,139)	2,285	2,214	(3,640)	32,315	(3,728)	(32,227)		
10	PT LIG Insurance Indonesia	28,240	4,027	(6,345)	25,922	34,575	(766)	(7,887)		
11	PT MAA General Insurance	(43,659)	1,123	1,189	(41,347)	32,853	564	(74,763)		
12	PT Asuransi Mandiri Axa General Indonesia (d/h PT As. Dharma Bangsa)	4,523	11,707	(2,442)	13,789	66,129	(4,678)	(47,662)		
13	PT Asuransi MSIG Indonesia	245,482	40,410	11,838	297,730	120,675	44,060	132,995		
14	PT Asuransi Nipponkoa Indonesia (d/h PT As. Permata Nipponkoa Indonesia)	38,720	9,691	2,089	50,500	31,435	2,193	16,872		
15	PT Asuransi QBE Pool Indonesia	52,874	9,493	3,009	65,376	43,107	3,251	19,018		
16	PT Asuransi Samsung Tugu	41,358	12,606	(2,244)	51,720	32,708	4,809	14,203		
17	PT Sompo Japan Insurance Indonesia	61,952	6,390	1,526	69,868	35,112	7,086	27,670		
18	PT Asuransi Tokio Marine Indonesia	191,916	27,571	9,822	229,309	99,054	28,111	102,145		
19	PT Zurich Insurance Indonesia	42,621	20,700	2,720	66,041	104,565	(2,870)	(35,654)		
<b>JUMLAH/SUB TOTAL</b>		<b>1,003,380</b>	<b>205,378</b>	<b>46,083</b>	<b>1,254,840</b>	<b>1,071,359</b>	<b>88,620</b>	<b>94,862</b>		
<b>PERUSAHAAN REASURANSI</b>										
<b>REINSURANCE COMPANIES</b>										
1	PT Reasuransi International Indonesia	121,442	65,558	(13,152)	173,848	88,278	(12,392)	97,961		
2	PT Maskapai Reasuransi Indonesia	83,453	28,403	32,814	144,669	42,729	12,653	89,287		
3	PT Reasuransi Nasional Indonesia	54,073	34,587	(8,068)	80,592	48,801	3,554	28,237		
4	PT Tugu Reasuransi Indonesia	52,731	56,616	4,894	114,242	62,209	6,031	46,002		
<b>JUMLAH/SUB TOTAL</b>		<b>311,699</b>	<b>185,164</b>	<b>16,488</b>	<b>513,351</b>	<b>242,018</b>	<b>9,846</b>	<b>261,488</b>		
<b>JUMLAH SELURUHNYA / GRAND TOTAL</b>		<b>7,479,065</b>	<b>3,421,944</b>	<b>300,419</b>	<b>11,201,429</b>	<b>5,790,347</b>	<b>745,915</b>	<b>4,665,166</b>		

TABEL 2.3/TABLE 2.3  
ASSET PERUSAHAAN TAHUN 2008 - 2012  
ASSETS OF COMPANIES IN YEAR 2008 - 2012

NO	NAMA PERUSAHAAN NAME OF COMPANIES	ASSET ASSETS					KEWAJIBAN LIABILITIES					MODAL SENDIRI EQUITY					Dalam Jutaan Rupiah In Million Rupiah
		2008	2009	2010	2011	2012	2008	2009	2010	2011	2012	2008	2009	2010	2011	2012	
(1)	(2)	(3)	(4)	(5)	(6)	(7)	(8)	(9)	(10)	(11)	(12)	(13)	(14)	(15)	(16)	(17)	
<b>PERUSAHAAN ASURANSI UMUM NASIONAL</b>																	
<b>NATIONAL GENERAL INSURANCE COMPANIES</b>																	
1	PT Asuransi Adira Dinamika	1,252,857	1,597,032	2,031,613	2,565,561	2,742,933	833,581	904,904	1,241,469	1,625,244	1,824,219	419,276	692,128	790,144	940,317	918,714	
2	PT Asuransi Arianindo	53,432	59,541	69,961	79,187	129,539	9,319	10,373	13,775	17,142	46,347	44,112	48,168	56,186	62,045	83,192	
3	PT Athragraha General Insurance	78,446	106,770	132,545	140,972	178,203	36,690	55,604	76,977	78,820	91,107	41,796	51,165	55,368	62,152	87,096	
4	PT Asuransi Asoka Mas	52,891	44,934	70,307	94,592	153,244	33,377	50,378	51,243	25,403	70,934	19,514	19,929	43,349	43,349	42,310	
5	PT Asuransi Astra Buana	3,088,509	3,865,395	5,024,206	5,678,449	6,428,978	2,216,114	2,475,231	3,122,873	3,651,939	4,006,509	872,395	1,393,164	1,901,333	2,026,510	2,422,469	
6	PT Avist General Insurance (dth PT Asuransi Staffite International)	2,669	1,810	40,978	49,707	99,958	53	51	934	3,756	18,610	2,616	1,758	40,044	45,951	80,748	
7	PT Asuransi Bangun Asikrida	403,965	546,934	626,693	822,012	1,298,418	216,662	327,788	389,582	523,937	957,890	187,303	219,146	237,131	298,075	340,528	
8	PT Batavia Mitra Utama Insurance	25,215	27,470	44,881	67,479	84,634	11,400	10,468	16,758	20,804	31,670	13,815	17,002	27,823	46,875	52,964	
9	PT Berdikari Insurance	72,133	69,538	69,876	101,933	143,522	39,248	34,013	28,388	59,599	34,321	32,885	35,525	41,509	42,335	97,701	
10	PT Asuransi Bhakti Bhayangkara	70,200	67,172	71,588	82,395	97,613	23,001	18,014	23,338	26,667	27,566	47,199	49,158	48,250	55,728	70,047	
11	PT Asuransi Bina Dana Arita Tbk.	421,304	518,268	845,779	1,106,155	1,485,408	302,494	394,265	648,320	701,529	863,949	118,810	124,003	197,459	404,626	621,459	
12	PT Asuransi Bhaygia Upakara	123,082	142,345	152,932	181,021	233,178	96,933	109,281	112,165	131,820	158,643	26,149	35,064	40,767	49,202	74,555	
13	PT Asuransi Biniang Tbk.	182,692	186,869	243,685	194,879	336,648	103,052	91,112	138,085	104,360	223,440	79,640	98,757	105,600	90,518	111,541	
14	PT Asuransi Bosowa Perisok	114,936	119,882	130,288	130,335	148,558	78,965	78,960	61,868	72,802	68,854	31,471	40,872	68,420	57,733	76,781	
15	PT Asuransi Bughin Sejathera Atamankur	145,092	163,355	214,482	223,824	296,774	78,252	81,318	97,441	93,841	144,474	66,840	82,037	117,040	129,983	152,300	
16	PT Asuransi Buana Independent	164,698	185,118	212,222	245,049	258,740	86,324	93,207	110,080	136,384	137,236	78,373	91,912	102,142	108,665	75,503	
17	PT Asuransi Unum Bumiputera Muda 1967	243,305	319,008	362,107	351,854	609,563	133,138	188,978	218,134	214,781	434,807	110,167	130,030	143,973	137,073	174,776	
18	PT Asuransi Central Asia	1,984,582	3,140,691	4,537,268	4,280,195	5,045,709	841,827	936,843	1,247,776	1,487,680	1,873,575	1,152,785	2,203,848	3,289,513	2,792,515	3,172,135	
19	PT Central Sejathera Insurance (dth PT Transpacific General Insurance)	50,324	47,014	53,060	118,184	293,343	10,186	6,121	8,306	64,696	214,667	40,137	40,893	44,754	53,488	78,676	
20	PT Citra International Underwriters	146,718	176,991	127,692	148,719	210,658	103,012	127,920	75,385	96,626	138,021	43,706	49,071	52,307	52,093	72,636	
21	PT Asuransi Dayin Mitra Tbk.	257,516	262,885	308,123	331,259	478,314	154,682	149,876	178,432	184,583	303,062	102,884	113,009	129,691	146,676	175,251	
22	PT Asuransi Diarma Bangsa**	36,869	44,100	61,980	0	0	15,766	20,134	21,087	0	21,104	23,965	40,793	0	0	0	
23	PT Asuransi Eka Lloyd Jaya	60,532	60,540	64,204	69,268	103,689	24,022	20,520	20,112	20,422	29,782	36,510	40,020	44,092	48,846	73,907	
24	PT Asuransi Ekspor Indonesia (Persero)	651,036	698,325	803,967	967,459	1,303,890	84,605	98,862	156,656	274,575	526,680	566,431	599,463	648,311	692,884	777,210	
25	PT Asuransi Harta Aman Pratama Tbk.	80,173	100,770	126,550	144,972	252,378	33,706	47,984	68,021	74,603	169,704	46,466	52,786	58,528	70,369	82,674	
26	PT Asuransi Himalaya Peindung	91,896	106,378	119,147	147,905	176,741	40,494	43,298	45,147	66,719	67,494	51,392	63,080	74,001	81,185	109,247	
27	PT Asuransi Indrapura	159,624	271,529	302,068	293,565	705,054	103,108	165,500	191,397	190,763	591,370	56,515	106,029	110,671	102,822	113,684	
28	PT Asuransi Intra Asia	37,143	39,937	97,186	110,639	125,530	12,316	10,439	16,843	26,453	35,896	24,827	29,498	80,343	84,186	89,634	
29	PT Asuransi Jamindo General Insurance	47,592	59,699	60,888	58,485	148,201	6,952	10,036	19,118	18,076	57,385	40,640	40,663	41,769	40,409	90,816	
30	PT Asuransi Juaa Indonesia (Persero)	2,124,255	2,482,461	2,977,574	3,159,138	3,597,134	1,366,851	1,578,168	1,891,365	1,887,722	2,166,666	757,404	804,293	1,086,209	1,271,416	1,410,468	
31	PT Asuransi Juaa Raharja Putera	440,001	583,272	704,422	803,167	941,170	239,108	301,317	372,399	415,217	487,712	200,893	281,955	332,023	387,960	453,457	
32	PT Asuransi Juaa Tania Tbk.	160,000	178,337	182,571	167,166	69,436	69,436	78,330	76,889	82,546	80,246	90,564	100,007	105,682	80,024	86,921	
33	PT Asuransi Jaya Proteksi	469,346	536,270	752,568	1,039,059	1,150,615	343,427	353,315	456,545	673,960	1,073,653	125,919	182,956	236,023	365,099	76,963	
34	PT Asuransi Karyamas Sentralindo *	39,332	46,166	30,474	0	0	23,700	28,173	10,586	0	0	15,692	18,013	19,888	0	0	
35	PT Asuransi Kredit Indonesia (Persero)	1,962,329	2,195,742	2,471,962	3,503,966	4,733,161	207,080	279,055	392,747	492,851	643,921	1,755,249	1,916,687	2,079,215	3,011,115	4,089,240	
36	PT Lippo General Insurance Tbk.	724,737	616,237	883,223	894,612	1,447,602	132,838	132,735	188,777	235,717	447,920	591,958	483,501	694,446	658,895	999,682	
37	PT Lloyd Indonesia **	13,286	11,944	0	0	0	2,076	1,963	352	0	0	11,220	9,961	11,625	0	0	
38	PT Asuransi Maipark Indonesia	122,227	142,347	180,416	217,732	287,759	39,112	42,585	57,751	66,949	108,707	83,115	99,852	122,665	150,783	179,092	
39	PT Melacca Trust Wuwungan Insurance (dth PT Asuransi Wuwungan)	11,052	12,086	14,783	72,775	107,993	2,625	3,015	5,119	4,113	35,094	8,527	9,070	9,664	68,662	72,889	
40	PT Asuransi Unum Mega	260,588	266,082	251,493	383,031	398,312	185,672	173,865	151,008	257,501	233,486	74,886	92,217	100,484	105,530	164,826	
41	PT Asuransi Mega Pratama	97,118	98,332	108,660	134,699	148,312	27,246	27,689	25,182	34,265	51,521	69,871	71,380	74,395	74,395	78,432	
42	PT Asuransi Mitra Maparya	148,312	180,636	224,438	289,491	342,094	92,111	108,239	136,912	194,833	214,924	56,280	72,337	87,525	104,658	127,170	
43	PT Asuransi Multi Artha Guna	437,340	506,324	654,357	1,051,935	1,349,457	215,482	234,513	303,392	415,530	584,235	221,868	271,811	350,965	636,405	766,222	
44	PT Pan Pacific Insurance	29,418	41,050	91,438	173,940	293,963	2,493	14,475	47,091	110,881	208,480	26,925	26,575	44,347	63,259	87,483	
45	PT Panin Insurance Tbk.	3,949,808	4,060,868	4,728,148	5,600,338	6,463,787	162,202	169,273	196,725	224,458	288,209	3,487,606	3,891,595	4,531,423	5,375,880	6,175,578	
46	PT Asuransi Parolamas	119,478	125,986	148,120	181,244	293,444	49,279	45,033	44,966	75,203	188,255	70,189	80,963	103,154	106,041	105,189	
47	PT Asuransi Puri Asih**	40,478	45,992	45,092	16,247	0	24,074	27,289	32,415	16,733	0	16,404	18,651	12,677	44,861	0	
48	PT Asuransi Purna Aitanugraha	110,546	135,456	172,135	185,567	187,118	61,695	63,520	86,833	90,792	90,261	58,851	71,936	85,303	94,774	96,856	

NO	NAMA PERUSAHAAN NAME OF COMPANIES	ASET ASSETS					KEWAJIBAN LIABILITIES					MODAL SENDIRI EQUITY				
		2008 (3)	2009 (4)	2010 (5)	2011 (6)	2012 (7)	2008 (8)	2009 (9)	2010 (10)	2011 (11)	2012 (12)	2008 (13)	2009 (14)	2010 (15)	2011 (16)	2012 (17)
49	PT Asuransi Pultra Mandiri**	5.764	6.553	0	0	0	2.971	3.498	0	0	0	2.794	3.055	0	0	0
50	PT Asuransi Raksa Prahalara	435.973	489.725	651.771	796.845	829.345	323.887	355.766	511.080	651.693	625.094	112.086	133.939	140.691	145.152	204.250
51	PT Asuransi Rama Satria Wibawa	223.982	241.148	254.908	292.743	327.683	148.050	154.209	163.122	185.643	210.943	75.932	86.939	91.786	107.100	116.738
52	PT Asuransi Ramayana Tbk.	314.579	358.327	454.910	595.370	1.009.043	201.741	231.518	313.211	432.259	871.337	112.838	126.809	141.699	163.111	137.706
53	PT Asuransi Raya	53.115	45.043	60.151	73.709	110.170	30.547	14.814	17.423	26.832	39.222	22.568	30.229	42.728	46.877	70.948
54	PT Asuransi Recapital	55.115	62.653	79.724	124.927	191.564	14.310	18.441	32.744	53.669	119.659	40.804	44.212	46.979	71.259	71.706
55	PT Asuransi Reliance Indonesia	118.811	181.219	234.869	268.463	321.431	31.365	53.394	95.043	122.142	154.022	87.446	127.825	138.826	146.321	167.429
56	PT Sarana Lindung Upaya	98.222	112.718	109.999	128.186	159.085	39.766	45.910	47.688	66.311	87.896	58.456	66.808	62.271	61.876	71.190
57	PT Asuransi Sejahtera**	31.678	0	0	0	0	10.084	0	0	0	0	21.594	0	0	0	0
58	PT Asuransi Sinar Mas	1.727.544	2.118.793	2.765.471	3.306.634	3.597.310	1.127.566	1.336.696	1.600.485	1.842.174	1.872.350	599.978	782.087	1.164.986	1.463.864	1.724.960
59	PT Masekpal Asuransi Sonwells	38.606	37.938	51.194	52.357	59.655	9.835	7.883	7.814	6.507	6.505	28.771	30.055	43.379	45.850	53.150
60	PT Asuransi Sumit Olo	0	0	0	151.448	293.594	0	0	0	44.414	181.318	0	0	0	107.034	112.276
61	PT Sico Mandiri	59.606	71.018	98.742	100.806	107.573	26.944	26.091	32.075	29.843	31.640	32.662	44.926	66.667	70.963	75.933
62	PT Asuransi Tri Pakarta	284.582	334.915	379.518	451.053	603.755	158.224	196.324	213.102	258.052	380.008	126.358	138.591	168.416	193.001	223.747
63	PT Asuransi Tugu Kresna Pratama	107.802	140.037	162.593	249.357	199.402	67.104	76.895	91.637	171.091	123.893	40.698	63.142	70.926	78.266	75.409
64	PT Tugu Pratama Indonesia	2.705.764	2.589.996	2.530.937	2.767.627	5.227.366	1.064.587	894.964	885.348	983.418	3.270.980	1.641.177	1.695.032	1.645.589	1.764.209	1.956.385
65	PT Victoria Insurance	5.394	5.757	44.750	86.271	88.474	227	293	1.390	6.172	8.016	5.167	5.465	43.360	80.099	80.458
66	PT Asuransi Videli	13.989	20.212	49.426	70.136	104.446	9.066	6.006	8.123	0	29.644	4.783	14.206	41.302	56.226	74.803
67	PT Asuransi Wahana Tata	745.480	802.937	1.041.747	1.291.310	1.605.055	431.870	457.668	565.239	758.789	1.010.030	313.610	345.269	476.508	532.520	595.026
68	PT Asuransi Wananekar Handayani*	7.366	6.204	1.715	0	0	621	345	109	0	6.416	0	0	0	0	0
69	PT Asuransi Mitra Peleindung Musrika	0	0	0	117.439	0	0	0	0	0	0	0	0	0	0	111.023
70	PT Asuransi Andika Raharja Putera**	53.812	0	0	0	0	26.491	0	0	0	0	27.322	0	0	0	0
71	PT Asia Reliance General Insurance**	0	0	0	0	0	0	0	0	0	0	0	0	0	0	0
72	PT Asuransi Indo Trisaka**	21.205	0	0	0	0	12.292	0	0	0	0	8.913	0	0	0	0
<b>JUMLAH / SUBTOTAL</b>		<b>28.172.978</b>	<b>32.924.129</b>	<b>40.599.780</b>	<b>47.426.988</b>	<b>60.416.739</b>	<b>12.703.255</b>	<b>14.088.878</b>	<b>17.460.472</b>	<b>20.937.544</b>	<b>29.098.755</b>	<b>15.469.724</b>	<b>18.835.251</b>	<b>23.139.308</b>	<b>26.474.537</b>	<b>31.211.128</b>

**PERUSAHAAN ASURANSI UMUM PATUNGAN**  
JOINT VENTURE GENERAL INSURANCE COMPANIES

1	PT ACE INA Insurance	192.633	183.945	251.371	264.483	507.900	119.462	104.413	135.046	132.805	371.262	73.171	79.531	116.325	131.679	136.638
2	PT Asuransi Allianz Utama Indonesia	811.646	896.668	785.256	732.590	775.885	547.831	605.062	481.926	507.496	442.031	263.815	291.606	303.330	225.095	333.855
3	PT Asuransi Axa Indonesia	176.884	195.763	193.282	232.440	341.306	107.760	115.509	124.564	135.978	212.989	88.924	80.254	68.718	96.462	128.918
4	PT Bess Central Insurance	106.066	101.364	69.007	52.879	86.459	57.914	58.032	43.566	9.801	33.204	48.151	43.332	25.441	43.079	53.254
5	PT Charis Insurance Indonesia	476.881	481.184	463.877	486.840	569.855	239.307	231.069	197.731	201.925	357.850	237.574	250.115	266.147	284.915	212.005
6	PT China Tailoring Insurance Indonesia	100.020	101.180	112.209	126.699	169.428	50.621	50.077	59.181	68.287	72.851	49.399	51.103	53.028	58.413	96.777
7	PT Asuransi CHUBB Indonesia**	3.958	6.402	6.394	6.325	0	5.969	9.408	10.801	11.371	0	(2.011)	(3.006)	(4.407)	(5.046)	0
8	PT Asuransi Hanjin Korindo	66.884	49.922	51.972	57.277	86.888	17.120	5.490	8.371	9.670	10.716	49.564	44.432	43.601	47.807	76.171
9	PT Kumia Insurance Indonesia	117.979	84.537	57.688	87.024	194.228	72.532	50.995	35.939	49.032	97.963	45.447	33.541	21.749	37.992	96.265
10	PT LIG Insurance Indonesia	103.839	103.289	116.373	180.387	188.171	50.596	49.556	59.401	67.022	97.118	53.343	53.733	56.972	113.965	90.954
11	PT MAA General Insurance	115.271	127.653	103.655	120.500	95.633	69.950	81.015	96.444	72.630	270.201	45.320	46.837	47.211	47.870	(174.566)
12	PT Asuransi Mandiri Axa General Indonesia (dih PT As Dharma Bangsa)	0	0	0	177.519	344.406	0	0	0	31.341	223.682	0	0	0	146.177	120.225
13	PT Asuransi MSIG Indonesia	868.211	822.510	874.773	937.857	1.856.548	432.976	389.512	441.597	510.426	1.395.423	435.235	432.989	433.175	427.431	461.124
14	PT Asuransi Nipponkoa Indonesia	204.263	209.179	214.110	249.656	536.288	76.075	72.716	78.651	94.598	379.214	129.187	136.463	135.459	155.058	187.074
15	PT Asuransi OBE Pool Indonesia	199.695	206.695	214.185	233.272	272.801	121.269	125.990	128.992	140.867	182.612	78.426	80.805	85.193	92.405	90.189
16	PT Asuransi Sansung Tugu	126.891	135.377	165.765	216.204	572.958	57.977	49.649	63.759	96.757	439.660	68.714	85.728	102.006	119.447	133.298
17	PT Sampo Japan Insurance Indonesia	169.635	175.274	184.630	356.109	57.001	62.228	57.134	70.543	223.677	112.634	113.045	119.083	114.087	114.087	132.432
18	PT Asuransi Tokio Marine Indonesia	766.805	920.093	894.037	932.712	1.464.844	377.821	509.914	449.692	460.777	923.706	388.984	410.179	444.345	471.934	541.138
19	PT Zurich Insurance Indonesia	259.280	262.692	338.620	442.566	488.409	179.105	188.020	251.531	311.948	316.760	80.176	104.672	88.090	130.648	171.650
20	PT Aviva Insurance**	0	0	0	0	0	0	0	0	0	0	0	0	0	0	0
21	PT Pacific International Indonesia**	10.980	0	0	0	0	12.424	0	0	0	0	(1.444)	0	0	0	0
<b>JUMLAH / SUBTOTAL</b>		<b>4.877.319</b>	<b>5.063.925</b>	<b>5.089.791</b>	<b>5.721.889</b>	<b>8.908.116</b>	<b>2.652.709</b>	<b>2.728.555</b>	<b>2.684.325</b>	<b>2.983.273</b>	<b>6.050.219</b>	<b>2.224.609</b>	<b>2.335.370</b>	<b>2.405.467</b>	<b>2.738.616</b>	<b>2.867.897</b>

NO	NAMA PERUSAHAAN NAME OF COMPANIES	ASET ASSETS				KEWAJIBAN LIABILITIES				MODAL SENDIRI EQUITY						
		2008 (3)	2009 (4)	2010 (5)	2011 (6)	2012 (7)	2008 (8)	2009 (9)	2010 (10)	2011 (11)	2012 (12)	2008 (13)	2009 (14)	2010 (15)	2011 (16)	2012 (17)
Perusahaan Reasuransi Reinsurance Companies																
1	PT Reasuransi Internasional Indonesia	630,218	751,897	872,604	1,033,811	1,494,938	405,437	447,257	531,662	635,799	1,002,317	224,781	304,640	340,942	396,012	492,621
2	PT Maskapai Reasuransi Indonesia	259,600	337,850	445,083	518,893	712,370	143,837	195,364	262,852	304,213	420,023	114,764	142,486	182,230	214,680	292,347
3	PT Reasuransi Nasional Indonesia	472,217	641,888	659,449	713,833	856,363	353,805	448,663	468,068	520,949	571,058	118,412	193,225	191,381	192,884	210,304
4	PT Tugu Reasuransi Indonesia	260,155	303,177	392,462	588,127	1,037,220	175,961	210,616	275,413	388,675	797,169	84,194	92,561	117,049	169,451	240,051
<b>JUMLAH / SUBTOTAL</b>		<b>1,621,190</b>	<b>2,034,812</b>	<b>2,369,598</b>	<b>2,824,663</b>	<b>4,100,891</b>	<b>1,079,040</b>	<b>1,301,899</b>	<b>1,537,995</b>	<b>1,849,637</b>	<b>2,790,568</b>	<b>542,150</b>	<b>732,912</b>	<b>831,603</b>	<b>975,027</b>	<b>1,235,322</b>
<b>JUMLAH SELURUHNYA / GRAND TOTAL</b>		<b>34,671,488</b>	<b>40,022,866</b>	<b>48,059,169</b>	<b>55,973,541</b>	<b>73,425,746</b>	<b>16,435,004</b>	<b>18,119,332</b>	<b>21,692,792</b>	<b>25,770,454</b>	<b>37,939,543</b>	<b>18,236,484</b>	<b>21,903,534</b>	<b>26,376,377</b>	<b>30,188,181</b>	<b>35,304,348</b>

**Keterangan /Notes :**

- 1 Angka tahun 2011 & 2012, hanya konvensional saja
- 2 \*) tidak menyampaikan laporan
- 3 \*\*) Telah dicabut Izin Usaha
- 4 \*\*\*) Pindah Program  
Change Ownership



TABEL 2.4/ TABLE 2.4  
LABA RUGI PERUSAHAAN TAHUN 2008 - 2012  
INCOME STATEMENT OF COMPANIES IN YEAR 2008 - 2012

NO (1)	NAMA PERUSAHAAN NAME OF COMPANIES (2)	PENDAPATAN INCOME					BIAYA BIAYA EXPENSES					LABA RUGI PROFIT/LOSS				
		2008 (3)	2009 (4)	2010 (5)	2011 (6)	2012 (7)	2008 (8)	2009 (9)	2010 (10)	2011 (11)	2012 (12)	2008 (13)	2009 (14)	2010 (15)	2011 (16)	2012 (17)
<b>PERUSAHAAN ASURANSI UMUM NASIONAL</b>																
<b>NATIONAL GENERAL INSURANCE COMPANIES</b>																
1	PT Asuransi Adira Dinamika	311.315	398.764	479.482	592.053	570.583	161.305	193.074	210.482	261.651	269.664	150.010	205.690	268.990	330.403	300.920
2	PT Asuransi Afriandio	8.985	9.153	12.912	13.734	15.670	6.456	5.578	6.764	7.978	9.025	2.538	3.575	6.148	5.757	6.644
3	PT Anugraha General Insurance	10.368	13.915	16.285	20.303	30.031	8.659	10.505	12.083	16.924	20.088	1.709	4.202	6.784	9.944	9.944
4	PT Asuransi Asoka Mas	9.795	8.478	7.250	9.245	9.885	5.236	5.194	4.967	7.795	8.675	4.569	3.284	2.283	1.450	1.310
5	PT Asuransi Asria Buana	793.859	834.500	997.341	1.212.463	1.312.131	392.263	374.948	384.704	524.185	600.372	401.586	469.552	612.637	688.278	711.759
6	PT Avist General Insurance (dih PT Asuransi Starlife International)	177	87	503	1.968	5.996	907	944	1.567	6.060	11.299	(730)	(857)	(1.065)	(4.092)	(5.303)
7	PT Asuransi Bancun Askrida	120.170	135.749	178.653	218.714	287.988	79.891	85.596	122.331	149.413	198.837	40.279	50.153	56.321	69.301	89.151
8	PT Baravia Mitra Utama Insurance	6.197	6.948	8.183	10.055	13.020	5.086	4.562	5.337	4.838	7.030	1.111	2.385	2.846	5.216	5.990
9	PT Berdikar Insurance	17.115	18.739	(4.891)	(1.206)	18.959	15.317	16.099	10.649	17.968	17.693	1.798	2.640	(15.640)	(19.174)	1.366
10	PT Asuransi Bhakti Bhayangkara	19.916	22.385	26.930	32.170	16.571	18.074	22.868	25.253	26.152	3.344	4.312	4.062	7.478	6.019	6.019
11	PT Asuransi Bina Dana Aita Tbk.	84.124	94.191	130.764	189.978	240.492	70.037	68.136	85.468	102.355	121.803	14.087	26.055	45.297	87.622	118.689
12	PT Asuransi Binagriya Upakara	10.729	24.306	26.470	30.398	37.543	17.180	17.381	18.767	21.963	24.711	(6.452)	6.915	7.703	8.435	12.893
13	PT Asuransi Bihing Tbk.	52.736	44.318	47.740	50.187	81.783	36.507	37.357	40.219	48.516	63.224	16.680	6.961	7.521	1.671	18.558
14	PT Asuransi Bosowa Perisikop	60.274	67.293	80.510	84.109	105.617	41.389	42.866	54.157	54.466	65.082	18.866	24.427	26.353	29.643	40.535
15	PT Asuransi Brngin Selanjtera Atramakmur	40.913	45.891	52.357	56.280	64.268	30.376	30.508	36.126	38.758	42.430	10.536	15.182	16.230	17.523	21.838
16	PT Asuransi Buana Independent	87.258	111.056	121.107	109.435	113.512	74.897	94.209	104.946	96.890	102.062	12.361	16.848	16.761	12.545	11.450
17	PT Asuransi Umum Bumiutera Muda 1967	251.992	360.920	434.415	509.840	492.082	192.368	197.225	218.917	265.657	283.739	59.624	163.585	215.499	244.183	206.233
18	PT Asuransi Central Asia	2.326	3.552	9.536	20.308	48.671	1.788	2.596	5.675	11.574	28.482	538	756	3.861	8.734	20.188
19	PT Central Selanjtera Insurance (dih PT Transpacific General Insurance)	23.549	23.694	18.437	25.686	39.975	18.059	17.431	15.201	22.171	23.976	5.490	6.263	3.236	3.915	15.999
20	PT Citra International Underwriters	51.093	55.310	66.813	84.064	99.804	46.072	47.814	52.863	62.259	71.262	5.022	7.486	14.150	21.805	28.543
21	PT Asuransi Dayin Mitra Tbk.	10.855	9.578	12.806	0	0	8.625	8.230	10.062	0	0	2.230	1.498	2.744	0	0
22	PT Asuransi Dharma Bangsa**)	9.049	13.631	13.830	14.844	16.515	11.124	10.121	9.758	10.090	11.455	(2.075)	3.510	4.072	4.754	9.060
23	PT Asuransi Eka Lloyd Jaya	78.754	101.437	119.091	154.251	189.182	49.138	64.307	70.970	86.407	106.364	29.616	37.130	48.121	67.844	92.799
24	PT Asuransi Elspor Indonesia (Persero)	17.172	23.319	29.284	39.326	46.846	14.607	16.042	19.851	24.885	30.297	2.965	7.277	9.413	14.431	16.549
25	PT Asuransi Herita Aman Pratama Tbk.	24.382	29.206	35.024	39.155	47.843	21.297	24.518	29.103	31.970	38.085	3.085	4.688	5.921	7.185	8.062
26	PT Asuransi Himalaya Pelindung	34.594	44.027	53.687	66.232	69.704	25.037	24.514	39.044	48.662	52.093	9.557	19.513	14.643	17.570	17.611
27	PT Asuransi Indrapura	11.627	11.972	15.148	20.207	24.989	9.268	9.776	11.829	16.385	19.544	2.358	2.196	3.320	3.843	5.445
28	PT Asuransi Intra Asia	4.535	5.700	8.414	4.753	28.365	4.314	5.676	8.112	7.110	17.957	222	23	302	(2.357)	10.408
29	PT Asuransi Jamindo General Insurance	308.831	348.653	412.543	457.942	496.678	188.601	182.322	214.152	236.342	283.069	120.230	166.331	198.391	221.600	213.609
30	PT Asuransi Jasa Indonesia (Persero)	171.188	179.831	211.869	229.199	254.573	120.981	128.837	144.351	159.593	171.898	50.207	50.984	67.518	69.606	82.876
31	PT Asuransi Jasa Raharja Putera	36.364	48.301	63.670	66.119	67.182	32.527	39.095	51.663	53.926	54.720	3.837	9.206	12.007	12.193	12.462
32	PT Asuransi Jasa Tania Tbk.	106.627	147.155	233.617	260.870	173.075	55.883	76.632	112.616	136.782	136.024	50.744	70.523	121.001	124.088	37.050
33	PT Asuransi Jaya Proteksi	12.071	13.366	8.925	0	0	10.384	10.985	7.050	0	0	1.687	2.381	1.875	0	0
34	PT Asuransi Kayamas Sentralindo *	133.188	16.347	(34.698)	228.491	447.510	96.455	127.016	186.508	184.988	200.793	36.703	(110.669)	(191.206)	43.533	246.716
35	PT Asuransi Kredit Indonesia (Persero)	52.895	67.660	115.983	104.707	117.465	40.801	41.925	62.692	62.692	74.843	12.084	23.127	54.059	42.014	42.622
36	PT Lippo General Insurance Tbk.	368	190	2.135	0	0	1.482	1.449	1.223	0	0	(1.114)	(1.259)	912	0	0
37	PT Lloyd Indonesia**	46.376	42.866	66.582	69.189	78.199	26.820	21.973	29.117	34.655	42.837	19.556	20.683	27.435	34.544	35.502
38	PT Asuransi Majapahit Indonesia	3.543	3.154	6.092	4.495	3.470	3.083	5.469	5.866	14.007	14.007	73	71	594	(1.371)	(2.945)
39	PT Malacca Trust Wuwungan Insurance (dih PT Asuransi Wuwungan)	37.995	50.306	53.237	115.890	138.258	30.032	32.985	36.469	59.117	68.220	7.963	17.322	16.768	56.773	70.037
40	PT Asuransi Umum Mega	12.173	14.866	17.540	22.207	26.693	12.007	13.719	15.175	19.247	22.797	165	947	2.365	2.859	3.886
41	PT Asuransi Mega Pratama	26.498	39.517	43.286	53.734	68.921	22.377	23.459	28.098	36.601	46.409	4.120	16.058	15.188	17.133	22.512
42	PT Asuransi Multi Artha Guna	73.884	96.597	116.717	164.482	247.856	44.055	47.404	57.354	69.016	100.713	29.829	49.193	59.362	95.466	147.143
43	PT Pan Pacific Insurance	910	3.284	6.014	65.556	85.249	1.645	7.548	6.500	44.076	61.855	(735)	(4.265)	(485)	21.480	23.394
44	PT Panin Insurance Tbk.	343.721	434.791	617.359	724.844	841.492	28.006	34.623	41.511	51.841	314.815	400.168	575.848	679.504	789.651	866.651
45	PT Asuransi Parolamas	35.202	38.047	37.156	40.226	25.219	27.283	28.510	32.498	38.335	38.335	9.983	10.764	8.646	7.728	3.866
46	PT Asuransi Puri Asih**)	14.373	20.239	8.292	11.609	0	13.457	17.984	14.266	24.772	0	916	2.245	(5.974)	(13.163)	0
47	PT Asuransi Purna Artanugraha	35.431	41.974	50.970	51.303	46.089	21.289	24.739	31.324	31.143	35.024	14.142	17.195	19.647	20.160	11.066
48	PT Asuransi Putra Mandiri**	1.623	1.548	0	0	0	1.102	1.286	0	0	0	521	0	0	0	0
49	PT Asuransi Putra Mandiri**	0	0	0	0	0	0	0	0	0	0	0	0	0	0	0

Dalam Jutaan Rupiah  
In Million Rupiah

NO	NAMA PERUSAHAAN NAME OF COMPANIES	PENDAPATAN INCOME					BIAYA BIAYA EXPENSES					LABA RUGI PROFIT/LOSS				
		2008 (3)	2009 (4)	2009 (5)	2010 (6)	2011 (7)	2008 (8)	2009 (9)	2010 (10)	2011 (11)	2012 (12)	2008 (13)	2009 (14)	2010 (15)	2011 (16)	2012 (17)
50	PT Asuransi Raksa Pratikara	69,213	95,192	122,510	178,228	86,304	60,871	63,308	74,364	96,001	110,228	8,342	31,874	48,146	82,227	(23,924)
51	PT Asuransi Rama Satria Wibawa	49,292	49,712	42,704	61,978	73,224	39,821	39,837	39,680	46,561	54,183	9,471	9,874	4,024	15,417	19,042
52	PT Asuransi Ramayana Tbk.	96,446	116,441	137,205	140,522	159,538	78,868	94,392	112,822	106,723	144,187	17,579	22,049	24,383	33,799	15,351
53	PT Asuransi Raya	13,901	20,441	17,157	26,846	39,119	12,627	17,781	16,158	22,296	27,548	674	2,660	989	4,552	11,570
54	PT Asuransi Receptial	5,910	16,047	18,957	22,043	19,542	10,387	12,640	16,189	17,764	19,095	(4,477)	3,408	2,768	4,279	447
55	PT Asuransi Reliance Indonesia	13,253	44,494	39,782	83,180	64,270	8,802	15,987	27,954	35,881	42,534	4,451	28,507	11,828	47,299	21,735
56	PT Sarana Linding Uptava	29,633	33,575	31,762	27,477	32,162	18,539	22,369	25,222	26,603	31,213	11,094	11,207	5,540	873	949
57	PT Asuransi Sanjaya**	6,384	0	0	0	0	12,507	0	0	0	(6,123)	0	0	0	0	0
58	PT Asuransi Sinar Mas	223,041	306,210	477,897	628,904	648,750	146,577	163,191	179,418	249,477	297,368	76,464	143,020	298,479	379,427	351,383
59	PT Maskapai Asuransi Sonwells	9,188	9,231	10,124	12,016	11,820	7,723	7,947	8,834	9,545	9,520	1,465	1,284	1,291	2,470	2,300
60	PT Asuransi Sumit Olo	0	0	0	20,771	23,153	0	0	0	5,974	13,497	0	0	0	14,797	9,656
61	PT Staco Mandiri	19,538	19,889	23,077	26,881	28,440	17,316	17,425	19,336	22,105	24,671	2,223	2,464	3,741	4,576	3,770
62	PT Asuransi Tri Pakarta	94,555	90,759	121,309	143,972	163,045	84,273	78,525	90,601	106,904	130,181	10,082	12,234	30,708	37,068	38,864
63	PT Asuransi Tugu Kresna Pratama	25,220	28,453	30,800	37,443	34,843	17,194	24,069	24,624	27,177	28,988	8,026	4,384	6,176	10,266	5,855
64	PT Tugu Pratama Indonesia	284,800	271,465	303,719	327,698	414,194	183,919	147,696	177,285	190,244	217,838	100,881	123,768	26,434	137,455	196,356
65	PT Victoria Insurance	1,784	1,723	1,550	6,256	8,128	1,110	1,425	1,321	3,943	6,254	675	298	229	2,314	1,875
66	PT Asuransi Videi	4,070	7,292	11,123	16,719	27,085	10,811	6,869	10,027	11,795	16,742	(6,740)	423	1,096	4,924	10,343
67	PT Asuransi Wahana Tata	178,361	170,708	246,293	303,324	352,236	145,025	129,251	163,188	199,587	241,360	33,336	41,457	83,105	103,757	110,876
68	PT Asuransi Mitra Pelindung Wusitika	0	0	0	0	0	0	0	0	0	0	0	0	0	0	0
69	PT Asuransi Wanamekar Handayani**	601	192	(3,080)	0	0	1,412	1,725	1,173	0	0	(812)	(1,533)	(4,253)	0	0
70	PT Asuransi Andika Rahania Putera**	15,042	0	0	0	0	9,601	0	0	0	0	5,440	0	0	0	0
71	PT Asia Reliance General Insurance**	0	0	0	0	0	0	0	0	0	0	0	0	0	0	0
72	PT Asuransi Indo Trisaka**	2,741	0	0	0	0	5,490	0	0	0	0	(2,749)	0	0	0	0
<b>JUMLAH / SUBTOTAL</b>		<b>4,766,985</b>	<b>5,425,774</b>	<b>6,579,834</b>	<b>8,374,603</b>	<b>9,429,493</b>	<b>3,030,030</b>	<b>3,164,273</b>	<b>3,664,067</b>	<b>4,411,784</b>	<b>5,121,700</b>	<b>1,736,955</b>	<b>2,264,501</b>	<b>2,915,767</b>	<b>3,962,819</b>	<b>4,307,793</b>
PERUSAHAAN ASURANSI UMUM FATUANGAN JOINT VENTURE GENERAL INSURANCE COMPANIES																
1	PT ACE INA Insurance	30,053	26,071	46,354	48,443	88,218	49,567	53,550	60,581	68,672	81,909	(19,514)	(27,479)	(14,227)	(20,229)	6,309
2	PT Asuransi Allianz Utama Indonesia	119,061	125,091	129,831	49,059	71,879	84,389	90,988	93,321	116,126	101,143	34,671	34,193	37,511	(67,067)	(28,264)
3	PT Asuransi Axa Indonesia	41,602	24,661	27,898	60,290	57,791	31,072	32,291	39,434	52,547	71,336	10,530	(7,630)	(11,536)	7,744	(13,544)
4	PT Bess Central Insurance	15,593	8,834	(6,044)	8,479	17,393	13,117	13,653	11,847	5,400	14,118	2,475	(4,819)	(17,891)	3,079	3,275
5	PT Charis Insurance Indonesia	138,599	112,139	110,010	150,225	159,634	108,491	109,599	131,978	131,902	153,791	29,909	2,541	(21,969)	18,323	5,843
6	PT China Taiping Insurance Indonesia	18,799	15,025	15,055	21,947	27,500	16,925	13,321	13,130	16,163	19,136	1,874	1,704	1,925	5,384	8,364
7	PT Asuransi CHUBB Indonesia**	(181)	499	267	968	0	1,408	1,495	1,668	1,607	0	(1,589)	(996)	(1,401)	(639)	0
8	PT Asuransi Hanjin Korindo	11,234	1,430	5,132	11,138	7,155	7,593	6,562	5,963	6,891	7,986	3,641	(5,132)	(831)	4,247	(831)
9	PT Kurnia Insurance Indonesia	21,454	2,994	4,734	10,543	(3,640)	20,446	14,901	16,438	18,800	28,587	1,008	(11,907)	(11,704)	(8,257)	(32,227)
10	PT LIG Insurance Indonesia	27,326	21,924	23,736	30,713	25,922	25,514	21,533	21,378	24,321	33,809	1,812	391	2,358	6,392	(7,887)
11	PT MAA General Insurance	23,987	21,185	21,225	25,305	(41,347)	19,444	19,667	21,025	25,587	188,567	4,543	1,516	200	(282)	(208,914)
12	PT Asuransi Mandiri Axa General Indonesia	0	0	0	19,349	(13,789)	0	0	0	18,833	61,451	0	0	0	516	(47,682)
13	PT Asuransi MSG Indonesia	256,629	219,907	220,059	233,674	297,730	134,325	123,157	122,969	134,446	164,735	122,304	96,750	97,990	99,228	132,985
14	PT Asuransi Nipponkoa Indonesia	46,881	37,487	44,052	51,208	50,500	28,486	25,823	28,489	31,609	33,628	18,395	11,664	15,563	19,599	18,872
15	PT Asuransi OBE Pool Indonesia	56,313	46,794	47,484	59,043	65,376	39,514	36,915	35,221	43,667	46,358	16,799	9,879	9,263	15,976	19,018
16	PT Asuransi Samsung Tugu	42,970	30,238	42,691	47,273	51,720	28,809	20,445	26,097	28,296	37,517	14,061	9,793	16,594	18,975	14,203
17	PT Sampo Japan Insurance Indonesia	47,282	31,175	41,117	45,522	69,868	32,462	26,414	28,164	31,953	42,198	14,819	4,761	12,953	13,568	27,670
18	PT Asuransi Tokio Marine Indonesia	247,530	99,002	157,264	161,084	229,309	110,142	89,655	99,647	100,446	127,165	137,388	9,347	57,617	60,638	102,145
19	PT Zurich Insurance Indonesia	34,430	10,682	18,734	62,787	66,041	30,393	24,362	37,832	57,809	101,695	4,037	(13,680)	(19,097)	4,979	(35,654)
20	PT Aviva Insurance**	0	0	0	0	0	0	0	0	0	0	0	0	0	0	0
21	PT Pacific International Indonesia**	(4,459)	0	0	0	0	4,962	0	0	0	0	(9,421)	0	0	0	0
<b>JUMLAH / SUBTOTAL</b>		<b>1,174,802</b>	<b>835,139</b>	<b>949,601</b>	<b>1,097,249</b>	<b>1,254,840</b>	<b>787,060</b>	<b>724,241</b>	<b>797,182</b>	<b>915,087</b>	<b>1,295,129</b>	<b>357,742</b>	<b>110,898</b>	<b>152,419</b>	<b>182,162</b>	<b>(40,289)</b>

NO	NAMA PERUSAHAAN NAME OF COMPANIES	PENDAPATAN INCOME				BIAYA BIAYA EXPENSES				LABA RUGI PROFIT/LOSS						
		2008	2009	2010	2011	2012	2008	2009	2010	2011	2012	2008	2009	2010	2011	2012
(1)	(2)	(3)	(4)	(5)	(6)	(7)	(8)	(9)	(10)	(11)	(12)	(13)	(14)	(15)	(16)	(17)
<b>Perusahaan Reasuransi</b>																
<i>Reinsurance Companies</i>																
1	PT Reasuransi Internasional Indonesia	97.978	107.913	120.554	116.110	173.848	57.815	62.554	73.675	51.623	75.886	40.163	45.359	46.880	64.487	97.961
2	PT Maskapai Reasuransi Indonesia	51.309	63.857	84.767	101.511	144.669	32.121	38.764	46.310	11.856	55.382	19.188	25.093	38.457	89.656	89.287
3	PT Reasuransi Nasional Indonesia	50.333	46.607	52.873	51.303	80.592	37.016	41.487	42.404	23.214	52.355	13.317	5.119	10.469	28.089	28.237
4	PT Tugu Reasuransi Indonesia	37.760	43.437	64.912	84.068	114.242	32.478	37.342	54.820	1.536	68.240	5.282	6.094	10.093	82.532	46.002
<b>JUMLAH / SUBTOTAL</b>		<b>237.350</b>	<b>261.814</b>	<b>323.107</b>	<b>352.992</b>	<b>513.351</b>	<b>159.430</b>	<b>180.148</b>	<b>217.208</b>	<b>88.228</b>	<b>251.863</b>	<b>77.950</b>	<b>81.666</b>	<b>105.899</b>	<b>264.763</b>	<b>261.488</b>
<b>JUMLAH SELURUHNYA / GRAND TOTAL</b>		<b>6.179.166</b>	<b>6.525.726</b>	<b>7.862.542</b>	<b>9.824.843</b>	<b>11.197.685</b>	<b>3.976.519</b>	<b>4.068.662</b>	<b>4.678.457</b>	<b>5.415.099</b>	<b>6.668.692</b>	<b>2.202.647</b>	<b>2.457.064</b>	<b>3.174.085</b>	<b>4.409.744</b>	<b>4.528.992</b>

**Keterangan / Notes :**

- 1 Angka tahun 2011 & 2012 hanya konvensional saja  
Date of 2011 & 2012 only for conventional
- 2 \*) tidak menampilkan laporan  
Have Not Submitted Annual Report
- 3 \*\*) telah dicabut izin usaha

Perusahaan Asuransi Umum & Reasuransi - Konvensional  
General Insurance & Reinsurance Companies - Conventional

TABEL 2.5/TABLE 2.5  
INVESTASI DAN CADANGAN TEKNIS PERUSAHAAN TAHUN 2008 - 2012  
INVESTMENT AND TECHNICAL RESERVES OF COMPANIES IN YEAR 2008 - 2012

NO (1)	NAMA PERUSAHAAN (2)	INVESTASI INVESTMENTS					CADANGAN TEKNIS TECHNICAL RESERVES					INVESTASI/CADANGAN TEKNIS INVESTMENTS/TECHNICAL RESERVES				
		2008 (3)	2009 (4)	2010 (5)	2011 (6)	2012 (7)	2008 (8)	2009 (9)	2010 (10)	2011 (11)	2012 (12)	2008 (13)	2009 (14)	2010 (15)	2011 (16)	2012 (17)
<b>PERUSAHAAN ASURANSI UMUM NASIONAL</b>																
<b>NATIONAL GENERAL INSURANCE COMPANIES</b>																
1	PT Asuransi Adira Dinamika	945.408,4	1.422.897,0	1.757.500,7	2.228.389,6	2.214.341,5	302.283,1	343.106,3	423.590,9	574.791,6	810.966,0	312,8	414,7	414,9	387,9	273,0
2	PT Asuransi Afriandio	41.554,8	47.564,5	57.543,4	66.235,3	95.892,0	2.824,6	4.136,5	5.080,4	7.435,3	24.132,4	1.471,2	1.149,9	1.132,7	890,8	397,4
3	PT Arahgatha General Insurance	56.768,0	66.932,1	73.086,0	81.498,6	104.765,1	31.922,7	41.318,2	51.745,8	54.722,3	66.306,1	177,8	162,0	141,2	148,9	158,0
4	PT Asuransi Asoka Més	35.520,7	32.969,3	52.576,6	70.082,0	112.340,1	27.475,6	20.527,4	22.270,3	35.998,6	54.765,4	129,3	160,6	236,1	195,2	205,1
5	PT Asuransi Astra Buana	2.202.335,2	2.938.098,9	3.915.532,4	4.444.183,8	5.178.441,2	858.040,2	1.036.044,4	1.290.142,7	1.395.859,6	1.596.410,5	256,7	283,6	303,5	318,4	324,4
6	PT Avist General Insurance	1.861,3	1.306,3	40.013,4	44.299,9	81.557,4	0,3	0,2	0,0	1.433,1	10.321,1	715.884,6	563.772,7	0,0	3.091,2	790,2
7	PT Asuransi Bangun Askrida	274.809,0	350.219,0	404.402,0	537.026,3	805.187,4	150.486,0	251.185,8	255.375,0	378.090,3	794.816,8	182,6	139,4	168,4	142,0	101,3
8	PT Balaiva Mitradama Insurance	16.935,1	21.372,0	30.356,0	49.542,6	70.901,3	4.961,3	3.763,2	7.425,6	7.665,4	24.656,8	341,3	567,9	448,7	653,7	287,6
9	PT Bendikari Insurance	27.942,4	27.331,2	23.481,2	37.344,5	37.779,8	14.391,3	14.195,6	10.410,5	27.463,6	25.359,1	194,2	192,5	225,6	135,9	149,0
10	PT Asuransi Bhakti Bhayangkara	21.210,0	23.034,8	28.832,7	40.455,4	51.292,9	17.207,7	16.924,5	18.034,3	18.188,8	18.719,3	123,3	136,1	159,9	222,3	274,0
11	PT Asuransi Bina Dana Aia Tbk.	283.208,0	327.143,7	665.022,4	939.123,4	1.236.472,8	135.536,5	169.168,7	250.629,3	317.980,1	407.505,7	209,0	193,4	265,3	295,3	303,4
12	PT Asuransi Binagatiya Upakara	92.040,2	95.840,8	124.008,1	155.933,3	205.041,9	84.427,5	89.249,6	102.407,6	120.884,7	142.782,7	109,0	107,4	121,1	129,0	143,6
13	PT Asuransi Binarig Tbk.	114.992,1	97.047,3	104.994,9	92.552,2	124.255,6	41.891,9	35.268,6	52.893,5	44.304,7	148.667,3	274,5	275,2	198,5	208,9	83,6
14	PT Asuransi Bosowa Periskop	78.205,7	85.763,2	86.333,5	78.778,8	10.059,3	18.580,7	13.238,4	12.600,6	16.986,1	50.960,0	420,9	648,0	685,2	463,8	176,7
15	PT Asuransi Bintang Sejahtera Aftamakmur	81.705,1	87.962,2	114.961,6	142.444,1	151.477,2	43.207,2	53.981,6	52.150,1	48.346,9	77.119,9	189,1	163,0	220,4	204,6	196,4
16	PT Asuransi Buana Independent	114.026,0	130.859,4	160.299,3	175.660,9	191.883,9	46.307,7	54.581,2	66.518,0	77.285,7	78.230,6	246,2	239,8	241,0	227,3	245,3
17	PT Asuransi Umum Bumiputera Muda 1967	155.245,7	189.333,4	230.504,2	195.076,3	236.240,5	85.902,7	116.928,7	153.530,1	152.096,4	364.463,8	180,7	161,9	150,1	128,3	64,8
18	PT Asuransi Central Asia	1.400.881,2	2.433.834,8	3.919.545,8	3.248.712,3	3.801.108,3	369.124,6	435.738,4	451.193,4	531.515,3	768.571,0	379,5	558,6	780,1	611,2	494,6
19	PT Central Sejahtera Insurance	40.328,1	40.678,1	41.628,1	91.628,1	206.228,1	1.282,5	2.624,7	6.745,2	16.284,3	55.451,3	0,0	0,0	617,1	562,7	371,9
20	PT Citra International Underwriters	24.148,0	23.329,0	24.126,8	30.931,6	38.392,9	12.764,0	19.967,0	16.066,0	24.884,3	34.031,0	189,2	116,8	150,2	124,3	112,8
21	PT Asuransi Davin Mitra Tbk.	101.742,9	114.244,4	138.007,3	170.674,0	200.772,2	53.248,0	54.919,7	64.085,6	73.014,5	85.293,0	191,1	208,0	215,3	233,8	235,4
22	PT Asuransi Dharma Bangsa**	23.121,6	29.257,9	44.461,4	0,0	0,0	7.964,8	8.769,3	9.066,4	0,0	0,0	290,3	333,6	488,3	0,0	0,0
23	PT Asuransi Eka Lloyd Jaya	47.362,7	45.873,5	53.449,3	59.848,0	82.226,6	13.491,0	11.389,8	11.775,8	11.211,8	13.155,7	351,1	402,8	453,9	533,8	625,0
24	PT Asuransi Ekspor Indonesia (Persero)	564.121,0	574.737,0	633.488,0	689.867,0	757.832,5	59.283,0	65.008,0	94.376,0	161.359,0	251.394,2	934,7	884,1	671,2	427,5	301,5
25	PT Asuransi Harta Aman Pratama Tbk.	41.063,3	58.739,3	56.629,7	64.550,5	78.977,0	20.419,3	37.288,7	52.141,7	56.034,5	145.192,3	201,1	157,5	108,6	115,2	54,4
26	PT Asuransi Himalaya Peindung	53.775,3	52.465,0	63.722,2	47.664,6	44.664,6	26.046,2	33.910,0	33.102,3	42.852,5	38.544,4	206,5	154,7	192,5	111,2	115,9
27	PT Asuransi Indrapura	91.769,9	149.260,5	140.749,5	170.494,6	184.402,6	59.629,4	78.478,8	70.450,5	95.537,7	394.341,1	153,9	190,2	198,8	178,5	46,8
28	PT Asuransi Intra Asia	14.498,0	16.701,3	71.137,0	73.537,0	85.164,0	9.486,0	7.287,1	11.209,0	16.109,4	20.653,0	152,8	228,2	634,6	456,5	412,4
29	PT Asuransi Jaminindo General Insurance	37.020,0	51.291,0	50.487,5	44.794,8	98.562,9	5.373,6	6.317,3	13.848,9	9.552,1	19.978,7	680,9	811,9	364,6	469,0	493,3
30	PT Asuransi Jasa Indonesia (Persero)	900.565,0	1.278.238,0	1.405.570,0	1.298.495,0	1.524.615,0	568.632,0	681.464,0	872.086,0	891.898,0	1.010.926,0	158,4	187,6	161,2	145,6	150,8
31	PT Asuransi Jasa Raharja Putera	278.814,0	397.200,0	517.542,0	591.989,0	718.286,0	147.500,0	181.435,0	209.899,0	245.725,0	292.968,7	189,0	218,9	246,6	240,9	245,2
32	PT Asuransi Jasa Tania Tbk.	58.568,8	64.766,7	75.385,0	77.468,4	67.842,4	49.495,2	54.867,1	57.258,3	53.866,3	46.719,2	118,3	118,0	131,7	143,8	73,0
33	PT Asuransi Jaya Proteksi	375.954,5	415.672,6	573.293,4	598.630,6	678.242,4	285.615,3	265.040,0	303.671,6	349.667,1	929.443,6	131,6	156,8	186,8	171,2	170,0
34	PT Asuransi Karyamas Sentralindo *)	21.546,0	29.546,0	19.104,0	0,0	0,0	5.957,0	12.586,0	8.261,0	0,0	0,0	361,7	234,8	231,3	0,0	0,0
35	PT Kredit Indonesia (Persero)	1.573.951,0	1.723.843,8	1.993.570,6	2.857.718,9	4.105.806,8	162.007,0	211.394,7	237.594,2	315.385,5	489.221,6	971,5	815,5	839,1	906,1	839,3
36	PT Lippo General Insurance Tbk.	670.400,4	548.439,8	775.886,6	769.185,4	1.135.679,3	82.321,8	80.082,5	120.764,2	141.755,5	305.907,9	814,4	684,8	642,5	542,6	371,2
37	PT Lloyd Indonesia**	1.456,5	1.456,5	1.456,0	0,0	0,0	181,8	156,0	149,3	0,0	0,0	801,3	933,4	975,6	0,0	0,0
38	PT Asuransi Mapark Indonesia	94.957,4	97.135,5	123.671,3	141.738,0	163.442,3	23.891,1	30.259,4	34.047,0	40.100,9	81.609,8	397,4	321,0	363,2	353,5	200,3
39	PT Malacca Trust Wulungan Insurance	407,6	5.119,9	5.109,1	62.741,5	71.298,7	1.627,9	1.598,8	1.109,6	2.149,5	28.570,0	289,2	319,7	460,5	2.918,9	249,6
40	PT Asuransi Umum Mega	155.077,3	174.260,3	174.739,2	295.845,0	314.807,9	78.336,9	82.304,6	86.694,5	161.842,6	163.393,0	198,0	211,7	197,0	182,8	192,7
41	PT Asuransi Mega Pratama	31.247,7	17.331,1	28.395,6	32.604,4	41.852,6	10.707,0	7.576,2	12.136,3	17.424,5	34.291,0	291,8	228,8	234,0	187,1	122,1
42	PT Asuransi Mitra Mabanya	114.382,9	139.693,4	178.636,9	241.762,6	255.605,2	55.163,5	64.334,9	73.306,2	117.240,2	117.240,2	207,4	217,1	242,4	234,0	218,0
43	PT Asuransi Multi Arta Guna	395.900,2	463.402,8	609.483,2	1.005.868,2	1.206.848,5	117.043,0	127.699,9	140.880,4	188.719,8	255.811,3	338,3	362,9	432,6	533,0	471,8
44	PT Pan Pacific Insurance	27.611,3	27.184,3	51.188,4	96.266,5	183.564,6	2.300,4	11.632,0	30.462,7	54.606,2	87.769,7	1.200,3	0,0	168,0	176,3	209,1
45	PT Panin Insurance Tbk.	3.566.785,6	3.987.973,7	4.636.020,7	5.502.205,3	6.275.939,2	104.194,7	109.935,5	116.834,5	122.584,6	173.373,2	3.442,4	3.627,6	3.968,0	4.488,5	3.619,9

NO	NAMA PERUSAHAAN NAME OF COMPANIES	INVESTASI INVESTMENTS					CADANGAN TEKNIS TECHNICAL RESERVES					INVESTASI / CADANGAN TEKNIS INVESTMENTS / TECHNICAL RESERVES				
		2008	2009	2010	2011	2012	2008	2009	2010	2011	2012	2008	2009	2010	2011	2012
(1)	(2)	(3)	(4)	(5)	(6)	(7)	(8)	(9)	(10)	(11)	(12)	(13)	(14)	(15)	(16)	(17)
46	PT Asuransi Parolamas	49,804.0	52,904.0	70,147.0	99,203.0	116,991.0	41,318.0	34,981.0	35,415.0	52,410.0	155,904.0	120.5	151.2	198.1	189.3	75.0
47	PT Asuransi Puri Asih	20,411.0	22,261.0	23,584.0	11,170.0	0.0	16,061.0	21,287.0	26,292.0	9,921.0	0.0	127.1	104.7	89.7	112.6	0.0
48	PT Asuransi Purna Arianugraha	57,558.6	71,895.4	80,607.5	88,379.3	82,218.8	26,766.3	30,309.6	35,266.4	46,730.3	33,548.4	215.0	238.5	228.6	189.1	245.1
49	PT Asuransi Putra Mandiri**	1,904.6	2,797.7	0.0	0.0	0.0	1,522.5	2,716.6	0.0	0.0	0.0	125.1	103.0	0.0	0.0	0.0
50	PT Asuransi Raksa Pratikara	358,561.0	401,508.7	561,487.7	658,344.4	693,510.5	156,716.7	188,337.7	220,843.1	227,365.6	245,283.7	228.8	253.6	254.2	288.7	282.7
51	PT Asuransi Rama Satria Wibawa	110,685.4	130,872.4	143,708.1	157,652.8	134,938.8	61,967.8	68,306.5	79,095.2	82,562.4	97,407.1	178.6	191.6	181.7	190.8	138.5
52	PT Asuransi Ramayana Tbk.	155,652.2	154,009.6	287,426.9	378,570.0	438,013.3	93,637.4	124,314.3	151,319.1	144,923.4	714,680.8	166.2	123.9	189.9	261.2	61.3
53	PT Asuransi Raya	29,915.0	22,225.7	22,702.1	30,790.4	40,900.4	26,687.3	9,084.7	13,041.2	19,076.3	29,214.0	108.4	244.4	174.1	161.4	138.3
54	PT Asuransi Receptail	33,782.0	36,251.5	45,621.7	65,599.6	66,661.8	5,942.9	7,072.4	19,920.2	22,431.9	75,997.5	568.1	512.6	229.0	292.4	87.7
55	PT Asuransi Reliance Indonesia	80,682.2	123,833.2	150,507.3	163,177.0	162,790.6	17,570.1	37,009.1	69,130.8	94,719.8	117,772.4	459.2	334.6	217.7	174.4	138.2
56	PT Sarana Linding Upaya	37,352.2	25,897.4	23,937.9	32,328.6	29,900.4	13,362.8	15,817.8	22,284.9	31,080.2	23,303.5	279.5	163.7	107.4	104.0	126.1
57	PT Asuransi Sarijaya**	18,286.0	0.0	0.0	0.0	0.0	3,363.0	0.0	0.0	0.0	0.0	543.7	0.0	0.0	0.0	0.0
58	PT Asuransi Sinar Mas	1,155,446.4	1,515,925.0	2,224,052.9	2,649,748.1	2,818,176.2	409,659.6	465,850.0	639,178.8	762,433.9	898,907.8	282.1	325.4	348.0	347.5	313.5
59	PT Maekapal Asuransi Sonwelis	22,235.7	19,834.2	21,508.8	22,964.0	23,770.3	9,654.4	7,615.3	5,790.2	5,519.1	5,041.9	230.3	260.5	371.5	415.9	471.5
60	PT Asuransi Summit Oto	0.0	0.0	0.0	139,046.7	272,100.0	0.0	0.0	0.0	0.0	59,576.6	59,738.3	0.0	0.0	1,450.3	455.5
61	PT Sisco Mandiri	21,263.1	37,065.3	59,647.9	38,786.1	43,206.8	13,063.4	11,908.2	14,303.1	13,408.9	12,911.0	162.8	311.3	417.0	289.3	334.7
62	PT Asuransi Tri Pakarta	134,016.0	159,868.0	211,682.0	251,317.0	280,467.0	96,305.0	102,150.0	124,299.0	188,682.0	286,908.0	139.2	156.5	170.3	133.2	109.2
63	PT Asuransi Tujuh Kresna Pratama	31,587.0	49,008.0	29,624.5	49,046.5	37,364.3	12,502.0	25,417.0	16,714.7	28,761.0	39,959.6	252.5	192.8	177.2	170.5	93.5
64	PT Ugu Pratama Indonesia	1,740,599.4	1,848,704.9	1,939,826.6	2,070,113.2	2,267,801.0	191,665.9	229,502.3	260,167.5	275,938.0	2,358,631.4	908.1	805.5	745.6	750.2	96.1
65	PT Victoria Insurance	1,398.0	1,758.0	39,014.7	73,560.3	73,754.1	130.3	121.8	1,257.4	1,525.6	3,149.1	1,072.9	1,443.2	3,102.9	4,821.8	2,342.0
66	PT Asuransi Videi	4,610.4	9,357.9	36,298.0	54,266.0	76,381.5	4,135.8	4,876.7	5,329.7	9,903.2	17,881.0	111.5	191.9	681.1	547.6	427.2
67	PT Asuransi Wahana Tata	348,015.2	318,088.1	474,377.6	661,666.8	713,122.0	231,668.6	242,105.5	334,236.0	457,375.9	552,578.1	149.4	131.4	141.9	144.7	129.1
68	PT Asuransi Wanamekar Handayani**	0.0	0.0	0.0	0.0	0.0	167.5	102.6	46.7	0.0	0.0	766.7	1,237.3	2,711.2	0.0	0.0
69	PT Asuransi Mitra Pelindung Mustika	28,261.2	0.0	0.0	0.0	108,250.0	0.0	0.0	0.0	0.0	4,054.1	0.0	0.0	0.0	0.0	0.0
70	PT Asuransi Andika Raharjo Putra**	0.0	0.0	0.0	0.0	0.0	0.0	0.0	0.0	0.0	0.0	149.6	0.0	0.0	0.0	0.0
71	PT Asia Reliance General Insurance**	0.0	0.0	0.0	0.0	0.0	0.0	0.0	0.0	0.0	0.0	0.0	0.0	0.0	0.0	0.0
72	PT Asuransi Indo Trisaka**	10,799.6	0.0	0.0	0.0	0.0	5,168.1	0.0	0.0	0.0	0.0	209.0	0.0	0.0	0.0	0.0
<b>JUMLAH / SUBTOTAL</b>		<b>19,714,694.2</b>	<b>23,912,488.0</b>	<b>30,322,938.9</b>	<b>35,339,457.7</b>	<b>41,800,963.3</b>	<b>5,655,155.4</b>	<b>6,546,540.5</b>	<b>7,989,701.4</b>	<b>9,490,957.3</b>	<b>16,242,924.4</b>	<b>741,899.4</b>	<b>618,929.7</b>	<b>30,199.2</b>	<b>34,016.6</b>	<b>23,305.9</b>
<b>PERUSAHAAN ASURANSI UMUM PATUNGAN</b>																
<b>JOINT VENTURE GENERAL INSURANCE COMPANIES</b>																
1	PT ACE INA Insurance	113,455.3	105,460.9	159,933.5	154,174.9	179,298.4	69,137.6	67,753.2	84,220.9	97,046.1	97,895.1	164.1	155.7	189.9	158.9	183.2
2	PT Asuransi Allianz Utama Indonesia	577,330.1	693,901.1	504,935.1	485,072.3	518,042.1	324,863.7	347,780.4	295,519.4	340,787.5	289,474.3	177.7	199.5	170.9	142.3	174.0
3	PT Asuransi Axa Indonesia	143,711.9	161,800.4	148,722.6	149,845.4	230,550.6	79,319.1	89,568.1	89,242.0	90,204.8	132,500.2	181.2	180.6	166.7	166.1	174.0
4	PT Beas Central Insurance	48,194.7	59,613.0	10,187.2	30,529.2	39,329.2	21,461.1	22,193.8	0.0	6,623.7	10,824.9	224.6	268.6	0.0	460.9	363.3
5	PT Charitis Insurance Indonesia	157,888.0	154,418.0	142,651.7	225,642.3	259,117.6	141,995.0	136,340.2	112,061.5	90,794.6	151,182.0	111.2	113.3	127.3	248.5	171.4
6	PT China Taiping Insurance Indonesia	65,983.5	69,334.4	71,080.2	79,984.6	68,254.4	13,693.7	16,879.0	18,559.9	20,577.7	24,666.3	481.9	410.8	383.0	388.7	276.5
7	PT Asuransi CHUBB Indonesia**	3,119.0	6,238.7	6,238.7	6,238.7	6,238.7	98.0	98.0	98.0	98.0	98.0	3,182.7	6,366.0	6,366.0	6,366.0	0.0
8	PT Asuransi Hanjin Korindo	3,814.8	6,821.9	9,567.6	10,710.7	37,159.6	4,440.0	2,642.4	3,147.1	3,383.2	1,917.9	85.9	258.2	304.0	316.6	1,937.5
9	PT Kuria Insurance Indonesia	73,661.0	37,239.6	17,720.0	30,476.0	100,684.5	29,360.0	22,632.9	16,264.0	18,455.4	71,166.2	250.9	168.8	109.0	165.1	141.5
10	PT LIC Insurance Indonesia	67,542.0	70,786.0	80,960.2	129,706.6	112,658.9	21,421.0	22,524.0	27,222.1	31,024.6	49,415.1	315.3	314.3	297.4	418.1	228.0
11	PT MAA General Insurance	36,446.4	54,515.9	37,597.5	46,715.6	11,232.2	28,156.6	36,418.5	24,818.3	44,666.1	124,142.4	129.4	149.7	151.5	104.6	9.0
12	PT Asuransi Mandiri Axa General Indonesia	0.0	0.0	0.0	93,581.4	260,490.7	0.0	0.0	0.0	0.0	9,221.0	187,778.8	0.0	0.0	0.0	1,014.9
13	PT Asuransi MSIG Indonesia	623,793.7	637,846.6	598,649.8	706,329.2	785,935.3	242,998.8	268,706.5	338,715.3	393,709.1	1,192,055.7	256.7	246.6	176.7	179.4	65.9
14	PT Asuransi Nipponkoa Indonesia	145,897.7	146,910.2	130,575.8	175,980.2	179,305.8	230,500.4	28,777.9	41,436.3	39,343.6	235,343.6	620.8	508.7	315.1	443.9	76.2
15	PT Asuransi OBE Pool Indonesia	130,897.0	124,028.0	161,455.0	168,069.0	182,793.0	95,101.0	104,721.0	108,385.0	119,117.0	150,147.0	137.6	118.4	149.0	141.1	121.7
16	PT Asuransi Samsung Tugu	40,172.0	92,689.0	104,767.0	134,117.0	174,358.0	22,741.0	18,853.0	22,267.0	30,044.0	51,763.0	176.7	491.6	470.5	464.4	336.8
17	PT Sampo Japan Insurance Indonesia	107,157.9	117,809.5	119,332.0	127,745.8	136,739.2	15,811.1	14,326.5	20,020.2	28,541.0	184,912.4	677.7	822.3	596.0	447.6	73.9
18	PT Asuransi Tokio Marine Indonesia	507,598.8	500,406.4	564,976.3	617,886.6	799,723.7	163,433.8	201,432.5	202,429.3	221,420.5	600,731.1	310.6	248.4	279.1	279.1	133.1
19	PT Zurich Insurance Indonesia	93,426.1	149,447.9	168,373.3	271,606.2	314,546.9	61,020.1	85,288.3	150,548.5	183,569.9	226,946.1	153.1	175.3	111.8	148.0	138.6
20	PT Aviva Insurance**	0.0	0.0	0.0	0.0	0.0	0.0	0.0	0.0	0.0	0.0	0.0	0.0	0.0	0.0	0.0
21	PT Pacific International Indonesia**	4,137.3	0.0	0.0	0.0	0.0	5,265.5	0.0	0.0	0.0	0.0	78.6	0.0	0.0	0.0	0.0
<b>JUMLAH / SUBTOTAL</b>		<b>2,944,235.1</b>	<b>3,189,269.5</b>	<b>3,037,723.3</b>	<b>3,644,422.1</b>	<b>4,389,690.0</b>	<b>1,363,817.4</b>	<b>1,476,437.2</b>	<b>1,554,955.4</b>	<b>1,768,929.2</b>	<b>3,782,882.1</b>	<b>7,716.7</b>	<b>11,196.8</b>	<b>10,363.9</b>	<b>12,036.1</b>	<b>4,748.4</b>

NO	NAMA PERUSAHAAN NAME OF COMPANIES	INVESTASI INVESTMENTS				CADANGAN TEKNIK TECHNICAL RESERVES				INVESTASI / CADANGAN TEKNIK INVESTMENTS / TECHNICAL RESERVES						
		2008	2009	2010	2011	2012	2008	2009	2010	2011	2012	2008	2009	2010	2011	2012
(1)	(2)	(3)	(4)	(5)	(6)	(7)	(8)	(9)	(10)	(11)	(12)	(13)	(14)	(15)	(16)	(17)
<b>PERUSAHAAN REASURANSI</b>																
REINSURANCE COMPANIES																
1	PT Reasuransi Internasional Indonesia	433,990.2	543,450.6	649,300.9	829,522.0	1,070,839.8	353,661.0	396,636.3	464,832.1	577,263.6	903,297.1	122.7	137.0	139.7	143.7	118.5
2	PT Maskapai Reasuransi Indonesia	194,208.7	229,669.1	287,466.1	327,289.1	568,977.0	109,950.5	169,414.8	224,820.5	267,860.6	367,902.6	176.6	135.6	127.9	122.2	154.7
3	PT Reasuransi Nasional Indonesia	390,690.0	508,638.0	509,925.0	523,046.0	738,971.9	314,495.0	339,831.2	331,652.3	421,070.2	543,074.3	124.2	149.7	153.8	124.2	136.1
4	PT Tujuh Reasuransi Indonesia	172,460.5	221,923.4	286,777.1	418,430.5	626,037.2	149,134.1	192,650.5	239,769.0	312,472.2	679,974.9	115.7	115.2	119.6	133.9	92.1
	<b>JUMLAH / SUBTOTAL</b>	<b>1,191,379.3</b>	<b>1,503,681.1</b>	<b>1,733,409.1</b>	<b>2,098,287.6</b>	<b>3,004,825.9</b>	<b>927,240.5</b>	<b>1,098,532.8</b>	<b>1,261,073.9</b>	<b>1,578,666.7</b>	<b>2,494,248.9</b>	<b>639.2</b>	<b>537.4</b>	<b>540.9</b>	<b>524.0</b>	<b>501.3</b>
	<b>JUMLAH SELURUHNYA / GRAND TOTAL</b>	<b>23,850,308.6</b>	<b>28,605,438.5</b>	<b>35,094,071.4</b>	<b>41,082,167.4</b>	<b>49,195,479.1</b>	<b>7,946,213.3</b>	<b>9,121,510.4</b>	<b>10,805,730.7</b>	<b>12,838,553.2</b>	<b>22,520,055.4</b>	<b>750,155.3</b>	<b>630,664.0</b>	<b>41,103.9</b>	<b>46,576.7</b>	<b>28,555.7</b>

## Keterangan / Notes :

- 1 Angka tahun 2011 & 2012 hanya konvensional saja
- 2 Data of 2011 & 2012 only for conventional
- 2 \*) tidak menyampaikan laporan
- Have Not Submitted Annual Report
- 3 \*\*) telah dicabut izin usaha
- Licenses have been revoked
- 4 \*\*\*) Pindah Program
- Change Ownership

TABEL: 2.6 / TABLE: 2.6

NERACA GABUNGAN PER 31 DESEMBER 2012  
CONSOLIDATED BALANCE SHEET AS AT DECEMBER 31, 2012

Dalam Jutaan Rupiah  
In Million Rupiah

ASET ASSETS	JUMLAH TOTAL	LIABILITAS DAN MODAL SENDIRI LIABILITIES & EQUITY	JUMLAH TOTAL
<b>I. INVESTASI (INVESTMENTS)</b>			
<b>I. UTANG (PAYABLES)</b>			
1 Utang Klaim (Claim Payable)			1,169,461
1 Certificate of Deposit	19,841,031	2 Utang Reasuransi (Reinsurance Payable)	4,403,210
2 Saham (Stocks)	9,256,606	3 Utang Komisi (Commission Payable)	836,916
3 Obligasi dan MTN (Bonds and MTN)	5,336,386	4 Utang Pajak (Tax Payable)	362,103
4 Surat Berharga Yang Diterbitkan Pemerintah (Marketable Sec. Issued by Government)	2,915,253	5 Biaya Yang Masih Harus Dibayar (Accrued Expenses)	832,655
5 Sertifikat Bank Indonesia (Bank of Indonesia Promissory Notes)	40,610	6 Utang Bagi Hasil (Profit Sharing Payable)	291,190
6 Reksadana (Mutual Fund)	7,394,078	7 Utang Zakat (Zakat Payable)	0
7 Penyertaan Langsung (Direct Placement)	3,662,562	8 Utang Lain (Other Payables)	7,523,953
8 Bangunan, Tanah dengan Bangunan (Property)	164,883	<b>9 Jumlah Utang (Total Payables)</b>	<b>15,419,487</b>
9 Pinjaman Hipotik (Mortgage Loans)	11,470	<b>II. CADANGAN TEKNIS (TECHNICAL RESERVES)</b>	
10 Pembayaran Murabahah (Murabahah Financing)	0	10 Cadangan Atas Premi Yang Belum Merupakan Pendapatan (Unearned Premium Reserve)	12,701,182
11 Pembayaran Mudharabah (Mudharabah Financing)	0	11 Cadangan Klaim (Claim Reserve)	9,818,874
12 Investasi Lain (Other Investments)	572,599	<b>12 Jumlah Cadangan Teknis (Total Technical Reserve)</b>	<b>22,520,055</b>
<b>13 Jumlah Investasi (Total Investments)</b>	<b>49,195,479</b>	<b>13 Jumlah Liabilitas (Total Liabilities)</b>	<b>37,939,543</b>
<b>II. BUKAN INVESTASI (NON INVESTMENTS)</b>			
14 Kas dan Bank (Cash and Bank)	1,938,573	14 Pinjaman Subordinasi (Subordinated Loans)	181,855
15 Tagihan Premi (Premium Receivable)	7,932,367	<b>III. MODAL SENDIRI (EQUITIES)</b>	
16 Tagihan Reasuransi (Reinsurance Receivable)	4,590,412	15 Modal Disetor (Paid up Capital)	12,417,035
17 Tagihan Hasil Investasi (Investment Yield Receivable)	354,315	16 Agio Saham	342,105
18 Bangunan, Tanah dengan Bangunan (Property)	1,472,271	17 Cadangan (Reserves)	2,527,111
19 Komputer (Computer Hardware)	150,601	18 Kenaikan (Penurunan) Srt Berharga (Increase (Decrease) in Mkt. Securities)	2,767,122
20 Aktiva Tetap Lain (Other Fixed Assets)	545,348	19 Selisih Penilaian Aktiva Tetap	822,970
21 Aktiva Lain (Other Assets)	7,246,379	20 Saldo Laba (Balance of Profit/Loss)	16,428,007
<b>22 Jumlah Bukan Investasi (Total Non Investments)</b>	<b>24,230,267</b>	<b>21 Jumlah Modal Sendiri (Total Equities)</b>	<b>35,304,350</b>
<b>23 JUMLAH ASET (TOTAL ASSETS)</b>	<b>73,425,746</b>	<b>22 JUMLAH LIABILITAS &amp; MODAL SENDIRI (TOTAL LIAB. &amp; EQUITIES)</b>	<b>73,425,748</b>

Perusahaan Asuransi Umum & Reasuransi - Konvensional  
 General Insurance & Reinsurance Companies - Conventional

TABEL : 2.7 / TABLE: 2.7

LAPORAN LABA RUGI GABUNGAN TAHUN 2012  
 CONSOLIDATED INCOME STATEMENT IN 2012

Dalam Jutaan Rupiah  
 In Million Rupiah

NO.	KETERANGAN/DESCRIPTION	JUMLAH/TOTAL
1	Pendapatan Premi Neto ( <i>Net Premium Income</i> )	
2	Premi Bruto ( <i>Gross Premium</i> )	
3	a. Premi Penutupan Langsung ( <i>Direct Premium</i> )	36,713,439
4	b. Premi Penutupan Tidak Langsung ( <i>In-direct Premium</i> )	6,451,649
5	c. Komisi Dibayar ( <i>Commission</i> )	5,804,269
6	Jumlah Premi Bruto ( <i>Total Gross Premium</i> )	37,360,820
7	Premi Reasuransi ( <i>Reinsurance Premium</i> )	
8	a. Premi Reasuransi Dibayar ( <i>Reinsurance Premium Paid</i> )	18,127,232
9	b. Komisi Reasuransi Diterima ( <i>Reinsurance Commission</i> )	2,615,147
10	Jumlah Premi Reasuransi ( <i>Total Reinsurance Premium</i> )	15,512,085
11	Penurunan (Kenaikan) CAPYBMP *) ( <i>Decrease (Increase) in Uneraned Premium</i> )	(1,397,406)
12	Jumlah Pendapatan Premi Neto ( <i>Total Nett Premium Income</i> )	20,451,329
13	Pendapatan Underwriting Lain Neto ( <i>Nett Other Underwriting Income</i> )	86,126
14	PENDAPATAN UNDERWRITING ( <i>UNDERWRITING INCOME</i> )	20,537,455
15	Beban Klaim ( <i>Claim Expenses</i> )	
16	a. Klaim Bruto ( <i>Gross Claims</i> )	19,651,634
17	b. Klaim Reasuransi ( <i>Reinsurance Recoveries</i> )	8,078,205
18	c. Kenaikan (Penurunan) Cadangan Klaim ( <i>Increase (Decrease) in Claim Reserve</i> )	1,042,300
19	Jumlah Beban Klaim ( <i>Total Claim Expenses</i> )	12,615,730
20	Beban Underwriting Lain Neto ( <i>Nett Other Underwriting Expenses</i> )	442,660
21	BEBAN UNDERWRITING ( <i>UNDERWRITING EXPENSES</i> )	13,058,390
22	HASIL UNDERWRITING ( <i>UNDERWRITING RESULT</i> )	7,479,065
23	Hasil Investasi ( <i>Investment Yields</i> )	3,421,944
24	Bagi Hasil ( <i>Profit Sharing</i> )	0
25	Beban Usaha ( <i>Operating Expenses</i> )	
26	a. Beban Pemasaran ( <i>Marketing Expenses</i> )	649,804
27	b. Beban Umum dan Administrasi ( <i>General and Administration Expenses</i> )	5,140,544
28	Jumlah Beban Usaha ( <i>Total Operating Expenses</i> )	5,790,347
29	LABA (RUGI) USAHA ASURANSI ( <i>PROFIT (LOSS) INSURANCE BUSINESS</i> )	5,110,662
30	Hasil (Beban) Lain ( <i>Other Income (Expenses)</i> )	300,419
31	LABA SEBELUM ZAKAT ( <i>INCOME BEFORE ZAKAT</i> )	5,411,081
32	Zakat	0
33	LABA SEBELUM PAJAK ( <i>INCOME BEFORE TAX</i> )	5,411,081
34	Pajak Penghasilan ( <i>Tax</i> )	745,915
35	LABA SETELAH PAJAK ( <i>INCOME AFTER TAX</i> )	4,665,166

**Catatan:**

\*) CAPYBMP = Cadangan Atas Premi Yang Belum Merupakan Pendapatan



	2008	2009	2010	2011	2012
	<b>Dalam Jutaan Rupiah</b>				
	<i>In Million Rupiah</i>				
	<b>ASET</b>				
	<b>ASSETS</b>				
<b>I. INVESTASI (INVESTMENTS)</b>					
1	9,009,277	10,730,884	13,718,760	15,800,959	19,841,031
2	1,633,607	2,021,394	6,750,423	7,995,409	9,256,606
3	1,892,213	1,902,999	2,370,675	3,527,964	5,336,386
4	2,194,795	2,725,645	2,376,609	2,391,754	2,915,253
5	3,588,028	4,707,807	5,954,603	7,702,821	40,610
6	4,832,497	5,922,897	3,748,911	2,951,959	7,394,078
7	260,853	221,490	232,422	202,258	3,662,562
8	5,874	16,901	13,010	11,317	164,883
9	1,768	1,655	1,400	0	11,470
10	0	0	0	0	0
11	507,445	443,516	70,658	497,727	572,599
<b>12</b>	<b>23,926,357</b>	<b>28,695,188</b>	<b>35,237,470</b>	<b>41,082,167</b>	<b>49,195,479</b>
<b>II. BUKAN INVESTASI (NON INVESTMENTS)</b>					
13	1,291,977	1,021,493	1,597,442	1,820,192	1,938,573
14	5,184,385	5,208,292	5,491,999	6,616,798	7,932,367
15	1,545,300	1,880,637	2,207,897	2,201,327	4,590,412
16	132,611	139,819	130,118	148,656	354,315
17	832,060	884,083	1,053,049	1,235,369	1,472,271
18	93,716	92,873	103,630	123,467	150,601
19	371,149	387,534	419,054	460,833	545,348
20	1,412,913	1,852,422	2,033,226	2,284,733	7,246,379
<b>21</b>	<b>10,864,110</b>	<b>11,467,152</b>	<b>13,036,414</b>	<b>14,891,373</b>	<b>24,230,267</b>
<b>22</b>	<b>34,790,467</b>	<b>40,162,340</b>	<b>48,273,884</b>	<b>55,973,541</b>	<b>73,425,746</b>

LIABILITAS DAN MODAL SENDIRI LIABILITIES & EQUITY		2008	2009	2010	2011	2012
<b>I. UTANG (PAYABLES)</b>						
1	Utang Klaim (Claim Payable)	591,752	782,188	704,436	946,807	1,169,461
2	Utang Reasuransi (Reinsurance Payable)	2,948,280	2,789,679	2,807,454	3,395,757	4,403,210
3	Utang Komisi (Commission Payable)	421,479	470,975	560,718	620,159	836,916
4	Utang Pajak (Tax Payable)	350,586	176,864	240,670	283,139	362,103
5	Biaya Yang Masih Harus Dibayar (Accrued Expenses)	261,599	314,099	421,375	596,391	832,655
6	Utang Bagi Hasil (Profit Sharing Payable)	5,187	40,337	24,254	0	291,190
7	Utang Zakat (Zakat Payable)	1,110	1,285	2,590	0	0
8	Utang Lain (Other Payables)	3,861,707	4,296,826	5,983,332	6,946,572	7,523,953
<b>9</b>	<b>Jumlah Utang (Total Liabilities)</b>	<b>8,441,699</b>	<b>8,872,252</b>	<b>10,744,829</b>	<b>12,788,826</b>	<b>15,419,487</b>
<b>II. CADANGAN TEKNIS (TECHNICAL RESERVES)</b>						
10	Cadangan Atas Premi Yang Belum Merupakan Pendapatan (Unearned Premium Reserve)	5,285,952	5,863,336	6,951,993	8,339,415	12,701,182
11	Cadangan Klaim (Claim Reserve)	2,703,004	3,308,222	3,908,402	4,499,139	9,818,874
<b>12</b>	<b>Jumlah Cadangan Teknis (Total Technical Reserve)</b>	<b>7,988,956</b>	<b>9,171,558</b>	<b>10,860,395</b>	<b>12,838,553</b>	<b>22,520,055</b>
<b>13</b>	<b>Jumlah Liabilitas (Total Liabilities)</b>	<b>16,430,655</b>	<b>18,043,810</b>	<b>21,605,225</b>	<b>25,627,379</b>	<b>37,939,543</b>
14	Pinjaman Subordinasi (Subordinated Loans)	65,837	144,077	163,123	156,985	181,855
<b>III. MODAL SENDIRI (EQUITIES)</b>						
15	Modal Disetor (Paid up Capital)	6,863,503	7,446,069	8,925,315	10,597,500	12,417,035
16	Agio Saham	177,340	184,679	205,067	298,402	342,105
17	Candangan	0	0	0	1,648,077	2,527,111
18	Kenaikan (Penurunan) Srt Berharga (Increase (Decrease) in Mkt. Securities)	(24,287)	1,305,839	2,847,842	1,910,540	2,767,122
19	Lain-lain	2,479,397	2,766,900	2,421,923	823,387	822,970
20	Saldo Laba (Balance of Profit/Loss)	8,798,023	10,270,967	12,105,389	14,911,272	16,428,007
<b>21</b>	<b>Jumlah Modal Sendiri (Total Equities)</b>	<b>18,293,976</b>	<b>21,974,454</b>	<b>26,505,536</b>	<b>30,189,178</b>	<b>35,304,350</b>
<b>22</b>	<b>JLH LIABILITAS &amp; MODAL SENDIRI (TOTAL LIAB. &amp; EQUITIES)</b>	<b>34,790,468</b>	<b>40,162,341</b>	<b>48,273,884</b>	<b>55,973,542</b>	<b>73,425,748</b>

**Perusahaan Asuransi Umum & Reasuransi - Konvensional**  
*General Insurance & Reinsurance Companies - Conventional*

**TABEL : 2.9 / TABLE : 2.9**

**LAPORAN LABA/RUGI GABUNGAN TAHUN 2008 - 2012**

*THE CONSOLIDATED OF INCOME STATEMENT IN 2008 - 2012*

**Dalam Jutaan Rupiah**  
*In Million Rupiah*

No.	KETERANGAN/DESCRIPTION	2008	2009	2010	2011	2012
<b>Pendapatan Underwriting</b>						
<b>Premi Bruto</b>						
1	a. Premi Penutupan Langsung	24,269,900	25,013,601	27,429,296	32,445,422	36,713,439
2	b. Premi Penutupan Tidak Langsung	2,958,967	3,971,783	4,617,840	5,390,885	6,451,649
3	c. Komisi Dibayar	3,590,239	3,910,593	4,395,500	5,114,514	5,804,269
4	<b>Jumlah Premi Bruto</b>	<b>23,638,628</b>	<b>25,074,791</b>	<b>27,651,637</b>	<b>32,721,794</b>	<b>32,721,794</b>
<b>5 Premi Reasuransi</b>						
6	a. Premi Reasuransi Dibayar	13,275,977	13,549,168	13,966,498	16,153,035	18,127,232
7	b. Komisi Reasuransi Diterima	1,683,946	1,813,982	1,969,691	2,321,601	2,615,147
8	<b>Jumlah Premi Reasuransi</b>	<b>11,592,031</b>	<b>11,735,185</b>	<b>11,996,807</b>	<b>13,831,434</b>	<b>15,512,085</b>
9	<b>Penurunan (Kenaikan) CAPYBMP *)</b>	<b>(1,119,542)</b>	<b>(580,702)</b>	<b>(1,068,736)</b>	<b>(1,563,338)</b>	<b>(1,397,406)</b>
10	<b>Jumlah Pendapatan Premi Neto</b>	<b>10,927,055</b>	<b>12,758,904</b>	<b>14,586,094</b>	<b>17,327,023</b>	<b>20,451,329</b>
11	Pendapatan Underwriting Lain Neto	46,414	53,995	34,587	59,904	86,126
12	<b>PENDAPATAN UNDERWRITING</b>	<b>10,973,469</b>	<b>12,812,899</b>	<b>14,620,681</b>	<b>17,386,927</b>	<b>20,537,455</b>
<b>13 Beban Klaim Neto</b>						
<b>14 Beban Klaim</b>						
15	a. Klaim Bruto	10,045,660	12,431,355	13,913,851	14,647,130	19,651,634
16	b. Klaim Reasuransi	4,175,263	5,364,681	5,518,703	4,870,910	8,078,205
17	c. Kenaikan (Penurunan) Cadangan Klaim	492,129	603,741	601,712	666,285	1,042,300
18	<b>Jumlah Beban Klaim</b>	<b>6,362,525</b>	<b>7,670,415</b>	<b>8,996,860</b>	<b>10,442,505</b>	<b>12,615,730</b>
19	Beban (Pendapatan) Underwriting Lain Neto	274,532	308,886	285,370	359,301	442,660
20	<b>Jumlah Beban Klaim Neto</b>	<b>6,637,058</b>	<b>7,979,301</b>	<b>9,282,230</b>	<b>10,801,806</b>	<b>13,058,390</b>
21	<b>HASIL UNDERWRITING</b>	<b>4,336,412</b>	<b>4,833,597</b>	<b>5,338,452</b>	<b>6,585,121</b>	<b>7,479,065</b>
22	Hasil Investasi	1,511,938	1,967,073	2,525,658	3,134,181	3,421,944
23	Bagi Hasil	3,070	3,212	7,477	0	0
<b>24 Beban Usaha</b>						
25	a. Beban Pemasaran	346,802	369,401	426,645	578,633	649,804
26	b. Beban Umum dan Administrasi	3,071,055	3,318,478	3,730,069	4,277,764	5,140,544
27	<b>Jumlah Beban Usaha</b>	<b>3,417,856</b>	<b>3,687,879</b>	<b>4,156,714</b>	<b>4,856,397</b>	<b>5,790,347</b>
28	<b>LABA (RUGI) USAHA ASURANSI</b>	<b>2,427,423</b>	<b>3,109,580</b>	<b>3,699,919</b>	<b>4,862,904</b>	<b>5,110,662</b>
29	Hasil (Beban ) Lain	379,927	(227,885)	39,869	105,541	300,419
30	<b>LABA SEBELUM ZAKAT</b>	<b>2,807,349</b>	<b>2,881,694</b>	<b>3,739,788</b>	<b>4,968,446</b>	<b>5,411,081</b>
31	Zakat	796	871	750	0	0
32	<b>LABA SEBELUM PAJAK</b>	<b>2,806,554</b>	<b>2,880,823</b>	<b>3,739,038</b>	<b>4,968,446</b>	<b>5,411,081</b>
33	Pajak Penghasilan	596,864	395,532	521,726	687,681	745,915
34	<b>LABA SETELAH PAJAK</b>	<b>2,209,690</b>	<b>2,485,291</b>	<b>3,217,312</b>	<b>4,280,764</b>	<b>4,665,166</b>

Catatan:

\*) CAPYBMP = Cadangan Atas Premi Yang Belum Merupakan Pendapatan

TABEL: 2.10/TABLE: 2.10

REKAPITULASI PREMI, KLAIM DAN KOMISI TAHUN 2012  
RECAPITULATION OF PREMIUMS, CLAIMS AND COMMISSIONS YEAR 2012

Lini Usaha : Seluruh Cabang

Line of Business : All Branch

No.	Uraian DESCRIPTION	REASURANSI DAN KOMISI			KELUAR/OUTWARD			TOTAL (3+4+5+6-7-8-9)	
		Pos Langsung DIRECT BUSINESS	Dalam Negeri DOMESTIC	ASEAN ASEAN	Lainnya OTHER	Dalam Negeri DOMESTIC	ASEAN ASEAN		Lainnya OTHER
(1)	(2)	(3)	(4)	(5)	(6)	(7)	(8)	(9)	(10)
1	Premium Written	36,730,150	5,641,237	609,820	221,391	5,887,596	7,064,042	5,146,729	25,104,232
2	Commission	4,617,734	1,138,056	31,391	19,354	1,024,738	846,766	867,687	3,067,344
3	Reserves for Unexpired Risk:								
a.	Previous Year	13,202,328	856,651	186,499	77,126	2,098,244	2,432,334	1,839,034	7,952,992
b.	Current Year	15,250,584	995,934	213,607	92,371	2,412,594	2,812,270	2,171,065	9,156,568
4	Premium Earned (1-2+3a-3b)	30,064,160	4,363,898	551,321	186,791	4,548,508	5,837,340	3,947,010	20,833,312
5	Claims Paid	16,591,974	2,706,344	93,469	135,816	2,831,458	1,887,028	3,305,910	11,503,207
6	Loss Adjustment Expenses								
7	Outstanding Claim :								
a.	Previous Year	6,911,471	640,039	21,304	69,111	1,136,706	852,108	1,415,825	4,237,285
b.	Current Year	8,326,550	820,707	28,004	78,055	1,383,199	994,192	1,688,977	5,186,949
8	Claims Incurred (5+6-7a+7b)	18,007,053	2,887,012	100,169	144,761	3,077,950	2,029,112	3,579,063	12,452,870
9	Surplus Underwriting (4-8)	12,057,107	1,476,885	451,152	42,031	1,470,558	3,808,228	367,947	8,380,442

Dalam Jutaan Rupiah  
In Million Rupiah

**Usaha Asuransi Umum & Reasuransi**  
General Insurance & Reinsurance Business

**TABEL: 2.10.11/TABLE: 2.10.11**

**REKAPITULASI PREMI, KLAIM DAN KOMISI TAHUN 2012**  
RECAPITULATION OF PREMIUMS, CLAIMS AND COMMISSIONS YEAR 2012  
**Line Usaha : PERUSAHAAN ASURANSI SWASTA NASIONAL**  
Line of Business : PRIVATE NATIONAL INSURANCE COMPANIES

No.	Uraian Description	REASURANSI DAN KOMISI										TOTAL (3+4+5+6+7+8+9)
		(1)	(2)	(3)	(4)	(5)	(6)	(7)	(8)	(9)	(10)	
		Pos Langsung DIRECT BUSINESS	Dalam Negeri DOMESTIC	ASEAN ASEAN	Lainnya OTHER	Dalam Negeri DOMESTIC	ASEAN ASEAN	Lainnya OTHER	Dalam Negeri DOMESTIC	ASEAN ASEAN	Lainnya OTHER	
1	Premium Written	30,493,135	1,693,886	474,743	92,549	5,133,605	5,537,909	3,030,116				19,052,683
2	Commission	3,919,164	230,521	4,465	1,974	868,623	530,878	449,341				2,307,282
3	Reserves for Unexpired Risk:											
a.	Previous Year	9,940,844	552,211	154,767	30,171	1,673,569	1,805,373	987,826				6,211,226
b.	Current Year	11,231,469	623,905	174,861	34,089	1,890,849	2,039,766	1,116,076				7,017,633
4	Premium Earned (1-2+3a-3b)	25,283,346	1,391,671	450,184	86,658	4,047,702	4,772,639	2,452,525				15,938,994
5	Claims Paid	14,431,180	752,974	34,773	76,756	2,519,891	1,319,288	2,733,994				8,722,511
6	Loss Adjustment Expenses											
7	Outstanding Claim :											
a.	Previous Year	5,157,557	269,105	12,427	27,432	900,583	471,500	977,102				3,117,337
b.	Current Year	6,523,432	340,372	15,719	34,697	1,139,085	596,367	1,235,867				3,942,901
8	Claims Incurred (5+6-7a+7b)	15,797,055	824,241	38,064	84,021	2,758,392	1,444,155	2,992,759				9,548,075
9	Surplus Underwriting (4-8)	9,486,291	567,430	412,120	2,637	1,289,310	3,328,484	(540,234)				6,390,919

TABEL 2.10.2/TABLE 2.10.2

**REKAPITULASI PREMI, KLAIM DAN KOMISI TAHUN 2012**  
RECAPITULATION OF PREMIUMS, CLAIMS AND COMMISSIONS YEAR 2012  
Lini Usaha : PERUSAHAAN ASURANSI PATUNGAN  
Line of Business : JOINT VENTURE INSURANCE COMPANIES

No.	Uraian Description	REASURANSI DAN KOMISI						TOTAL (3+4+5+6+7+8-9)	
		(3) Pos Langsung DIRECT BUSINESS	(4) Dalam Negeri DOMESTIC	(5) INWARD ASEAN	(6) Lainnya OTHER	(7) Dalam Negeri DOMESTIC	(8) OUTWARD ASEAN		(9) Lainnya OTHER
(1)	(2)	(3)	(4)	(5)	(6)	(7)	(8)	(9)	(10)
1	Premium Written	5,864,371	302,701	29,173	117,314	640,006	1,119,700	2,003,317	2,550,535
2	Commission	698,570	48,129	3,211	15,740	138,202	234,689	411,575	(18,816)
3	Reserves for Unexpired Risk:								
a.	Previous Year	1,947,099	100,503	9,686	38,951	212,496	371,765	665,145	846,833
b.	Current Year	2,429,641	125,411	12,086	48,604	265,158	463,898	829,985	1,056,701
4	Premium Earned (1-2+3a-3b)	4,683,259	229,664	23,561	91,922	449,143	792,878	1,426,901	2,359,483
5	Claims Paid	2,160,793	147,869	1,070	49,754	286,630	448,486	534,011	1,090,360
6	Loss Adjustment Expenses								
7	Outstanding Claim :								
a.	Previous Year	1,753,913	120,025	869	40,386	232,657	364,036	433,456	885,044
b.	Current Year	1,803,118	123,392	893	41,519	239,184	374,248	445,616	909,873
8	Claims Incurred (5+6-7a+7b)	2,209,998	151,236	1,095	50,887	293,157	458,699	546,171	1,115,189
9	Surplus Underwriting (4-8)	2,473,261	78,428	22,467	41,034	155,985	334,180	880,730	1,244,294

Dalam Jutaan Rupiah  
In Million Rupiah

TABEL: 2.10.3/ TABLE: 2.10.3  
REKAPITULASI PREMI, KLAIM DAN KOMISI TAHUN 2012  
RECAPITULATION OF PREMIUMS, CLAIMS AND COMMISSIONS YEAR 2012

Lini Usaha : PERUSAHAAN REASURANSI  
Line of Business : REINSURANCE COMPANIES

No.	Uraian Description	REASURANSI DAN KOMISI									TOTAL (3+4+5+6+7+8+9)
		(3)	(4)	(5)	(6)	(7)	(8)	(9)	(10)		
(1)	(2)	Pos Langsung DIRECT BUSINESS	Dalam Negeri DOMESTIC	INWARD ASEAN ASEAN	Lainnya OTHER	Dalam Negeri DOMESTIC	OUTWARD ASEAN ASEAN	Lainnya OTHER	(9)	(10)	
1	Premium Written	-	3,644,553	105,905	11,527	95,531	401,431	113,296		3,151,727	
2	Commission	-	859,406	23,715	1,640	17,913	81,200	6,771		778,877	
3	Reserves for Unexpired Risk:										
a.	Previous Year	-	1,034,871	30,072	3,273	27,126	113,987	32,170		894,933	
b.	Current Year	-	1,194,128	32,951	2,279	24,890	112,825	9,408		1,082,234	
4	Premium Earned (1-2+3a-3b)	-	2,625,890	79,310	10,881	79,853	321,393	129,287		2,185,548	
5	Claims Paid	-	1,805,501	57,626	9,306	24,937	119,255	37,906		1,690,335	
6	Loss Adjustment Expenses										
7	Outstanding Claim :										
a.	Previous Year	-	250,908	8,008	1,293	3,465	16,573	5,268		234,904	
b.	Current Year	-	356,943	11,393	1,840	4,930	23,576	7,494		334,175	
8	Claims Incurred (5+6-7a+7b)	-	1,911,535	61,010	9,852	26,401	126,258	40,132		1,789,606	
9	Surplus Underwriting (4-8)	-	714,355	18,300	1,029	53,452	195,135	89,155		395,942	

TABEL: 2.10.4/TABLE: 2.10.4  
REKAPITULASI PREMI, KLAIM DAN KOMISI TAHUN 2012  
RECAPITULATION OF PREMIUMS, CLAIMS AND COMMISSIONS YEAR 2012

Linii Usaha : Harta Benda  
Line of Business : Property

No.	Uraian Description	REASURANSI DAN KOMISI									TOTAL (3+4+5+6-7+8-9)
		(3)	(4)	(5)	(6)	(7)	(8)	(9)	(10)		
(1)	(2)	Pos Langsung DIRECT BUSINESS	Dalam Negeri DOMESTIC	INWARD ASEAN ASEAN	Lainnya OTHER	Dalam Negeri DOMESTIC	OUTWARD ASEAN ASEAN	Lainnya OTHER			
1	Premium Written	9,302,473	1,986,511	539,523	113,012	2,644,707	3,820,129	2,117,504		3,359,179	
2	Commission	1,115,765	352,739	19,792	13,839	453,552	367,547	439,625		241,412	
3	Reserves for Unexpired Risk:										
a.	Previous Year	2,994,787	639,526	173,691	36,383	851,422	1,229,831	681,698		1,081,436	
b.	Current Year	3,751,493	801,119	217,578	45,576	1,066,555	1,540,579	853,945		1,354,687	
4	Premium Earned (1-2+3a-3b)	7,430,002	1,472,180	475,843	89,980	1,976,023	3,141,835	1,505,632		2,844,516	
5	Claims Paid	3,139,899	914,263	57,260	60,291	1,175,544	1,023,562	622,552		1,350,055	
6	Loss Adjustment Expenses										
7	Outstanding Claim :										
a.	Previous Year	3,187,240	928,048	58,124	61,200	1,193,268	1,038,995	631,939		1,370,410	
b.	Current Year	3,527,296	1,027,064	64,325	67,730	1,320,581	1,149,848	699,362		1,516,623	
8	Claims Incurred (5+6-7a+7b)	3,479,955	1,013,279	63,462	66,821	1,302,857	1,134,415	689,976		1,496,268	
9	Surplus Underwriting (4-8)	3,950,047	458,901	412,382	23,159	673,165	2,007,420	815,656		1,348,248	



TABEL: 2.10.5/TABLE: 2.10.5  
REKAPITULASI PREMI, KLAIM DAN KOMISI TAHUN 2012  
RECAPITULATION OF PREMIUMS, CLAIMS AND COMMISSIONS YEAR 2012

Linii Usaha : Kendaraan Bermotor  
Line of Business : Motor Vehicle

No.	Uraian Description	REASURANSI DAN KOMISI										TOTAL (3+4+5+6-7-8-9)
		Pos Langsung DIRECT BUSINESS		Dalam Negeri DOMESTIC		INWARD ASEAN ASEAN		Lainnya OTHER		OUTWARD ASEAN ASEAN		
(1)	(2)	(3)	(4)	(5)	(6)	(7)	(8)	(9)	(10)	(11)	(12)	
1	Premium Written	11,083,996	237,097	15,182	1,637	242,874	493,373	10,424	10,591,241			
2	Commission	1,569,572	59,023	3,324	228	53,584	46,171	6,399	1,525,993			
3	Reserves for Unexpired Risk:											
a.	Previous Year	4,267,765	91,291	5,846	630	93,516	189,968	4,014	4,078,036			
b.	Current Year	4,684,754	100,211	6,417	692	102,653	208,529	4,406	4,476,487			
4	Premium Earned (1-2+3a-3b)	9,097,435	169,154	11,287	1,348	180,153	428,641	3,633	8,666,797			
5	Claims Paid	5,442,486	88,851	12,043	1,144	118,842	67,099	1,116	5,357,467			
6	Loss Adjustment Expenses											
7	Outstanding Claim :											
a.	Previous Year	1,559,713	25,463	3,451	328	34,058	19,229	320	1,535,348			
b.	Current Year	1,995,314	32,574	4,415	419	43,569	24,600	409	1,964,145			
8	Claims Incurred (5+6-7a+7b)	5,878,087	95,962	13,007	1,236	128,353	72,470	1,205	5,786,264			
9	Surplus Underwriting (4-8)	3,219,348	73,191	(1,720)	112	51,799	356,172	2,427	2,880,534			

TABEL: 2.10.6/TABLE: 2.10.6

REKAPITULASI PREMI, KLAIM DAN KOMISI TAHUN 2012

RECAPITULATION OF PREMIUMS, CLAIMS AND COMMISSIONS YEAR 2012

Lini Usaha : Pengangkutan

Line of Business : Marine Cargo

No.	Uraian Description	REASURANSI DAN KOMISI						TOTAL (3+4+5+6+7+8-9)			
		(1)	(2)	(3)	(4)	(5)	(6)		(7)	(8)	(9)
		Pos Langsung DIRECT BUSINESS	Dalam Negeri DOMESTIC	ASEAN ASEAN	Lainnya OTHER	Dalam Negeri DOMESTIC	ASEAN ASEAN	Lainnya OTHER	ASEAN ASEAN	Lainnya OTHER	
1	Premium Written	2,399,285	198,308	15,465	18,962	301,017	541,456	331,288			1,458,258
2	Commission	294,837	52,726	1,505	530	72,261	91,659	34,850			150,828
3	Reserves for Unexpired Risk:										
a.	Previous Year	309,146	25,552	1,993	2,443	38,786	69,766	42,686			187,895
b.	Current Year	325,295	26,887	2,097	2,571	40,812	73,411	44,916			197,711
4	Premium Earned (1-2+3a-3b)	2,088,299	144,247	13,855	18,304	226,730	446,153	294,208			1,297,614
5	Claims Paid	834,740	68,287	5,774	16,027	148,055	166,836	180,812			429,125
6	Loss Adjustment Expenses										
7	Outstanding Claim :										
a.	Previous Year	674,996	55,219	4,669	12,960	119,722	134,909	146,210			347,004
b.	Current Year	705,601	57,723	4,881	13,547	125,150	141,026	152,839			362,737
8	Claims Incurred (5+6-7a+7b)	865,344	70,791	5,986	16,614	153,483	172,953	187,441			444,859
9	Surplus Underwriting (4-8)	1,222,954	73,456	7,869	1,690	73,247	273,200	106,767			852,756

TABEL: 2.10.7/ TABLE: 2.10.7  
REKAPITULASI PREMI, KLAIM DAN KOMISI TAHUN 2012  
RECAPITULATION OF PREMIUMS, CLAIMS AND COMMISSIONS YEAR 2012

Linii Usaha : Rangka Kapal  
Line of Business : Marine Hull

No.	Uraian Description	REASURANSI DAN KOMISI						TOTAL			
		(1)	(2)	(3)	(4)	(5)	(6)	(7)	(8)	(9)	(10)
		Pos Langsung DIRECT BUSINESS	Dalam Negeri DOMESTIC	ASEAN ASEAN	Lainnya OTHER	Dalam Negeri DOMESTIC	ASEAN ASEAN	Lainnya OTHER	ASEAN ASEAN	Lainnya OTHER	(3+4+5+6-7-8-9)
1	Premium Written	1,179,045	277,690	2,504	9,355	380,943	406,662	203,002			477,985
2	Commission	103,091	56,903	115	300	64,559	54,540	22,785			18,526
3	Reserves for Unexpired Risk:										
a.	Previous Year	422,271	99,454	897	3,350	136,434	145,645	72,705			171,189
b.	Current Year	431,424	101,609	916	3,423	139,391	148,802	74,280			174,899
4	Premium Earned (1-2+3a-3b)	1,066,802	218,631	2,369	8,982	313,427	348,966	178,642			455,749
5	Claims Paid	488,599	104,459	1,562	8,398	176,491	172,053	52,560			201,914
6	Loss Adjustment Expenses										
7	Outstanding Claim :										
a.	Previous Year	840,811	179,759	2,688	14,452	303,717	296,078	90,449			347,466
b.	Current Year	986,335	210,871	3,153	16,953	356,283	347,322	106,104			407,604
8	Claims Incurred (5+6-7a+7b)	634,123	135,571	2,027	10,899	229,057	223,297	68,215			262,052
9	Surplus Underwriting (4-8)	432,679	83,060	342	(1,917)	84,369	125,670	110,427			193,697

TABEL: 2.10.8/TABLE: 2.10.8

REKAPITULASI PREMI, KLAIM DAN KOMISI TAHUN 2012  
RECAPITULATION OF PREMIUMS, CLAIMS AND COMMISSIONS YEAR 2012

Lini Usaha : Rangka Pesawat

Line of Business : Aviation

No.	Uraian Description	REASURANSI DAN KOMISI							TOTAL (3+4+5+6+7+8-9)		
		(1)	(2)	(3)	(4)	(5)	(6)	(7)		(8)	(9)
		Pos Langsung DIRECT BUSINESS	Dalam Negeri DOMESTIC	ASEAN ASEAN	Lainnya OTHER	Dalam Negeri DOMESTIC	ASEAN ASEAN	Lainnya OTHER	OUTWARD ASEAN	Lainnya OTHER	
1	Premium Written	1,284,309	63,746	79	12,507	286,252	248,784	783,281			42,324
2	Commission	15,594	5,966	1,242	-	13,244	3,057	59,085			(52,584)
3	Reserves for Unexpired Risk:										
a.	Previous Year	2,295,363	113,929	141	22,353	511,599	444,635	1,399,908			75,643
b.	Current Year	430,848	21,385	27	4,196	96,029	83,460	262,768			14,198
4	Premium Earned (1+2+3a-3b)	3,133,230	150,324	(1,048)	30,664	688,578	606,902	1,861,337			156,353
5	Claims Paid	1,977,027	29,121	1,179	12,579	303,112	1,381	1,676,751			38,662
6	Loss Adjustment Expenses										
7	Outstanding Claim :										
a.	Previous Year	545,600	8,036	325	3,472	83,650	381	462,733			10,670
b.	Current Year	1,245,801	18,350	743	7,927	191,003	870	1,056,585			24,363
8	Claims Incurred (5+6-7a+7b)	2,677,229	39,435	1,597	17,035	410,465	1,870	2,270,604			52,355
9	Surplus Underwriting (4-8)	456,001	110,889	(2,644)	13,629	278,113	605,032	(409,267)			103,998

TABEL: 2.10.9/TABLE: 2.10.9  
REKAPITULASI PREMI, KLAIM DAN KOMISI TAHUN 2012  
RECAPITULATION OF PREMIUMS, CLAIMS AND COMMISSIONS YEAR 2012

Linii Usaha : Satelit  
Line of Business : Satellite

No.	Uraian Description	REASURANSI DAN KOMISI						TOTAL (3+4+5+6-7-8-9)	
		(3) Pos Langsung DIRECT BUSINESS	(4) Dalam Negeri DOMESTIC	(5) INWARD ASEAN ASEAN	(6) Lainnya OTHER	(7) Dalam Negeri DOMESTIC	(8) OUTWARD ASEAN ASEAN		(9) Lainnya OTHER
(1)	(2)	(3)	(4)	(5)	(6)	(7)	(8)	(9)	(10)
1	Premium Written	16,840	364	-	-	57	8,525	8,220	402
2	Commission	1,004	64	-	-	12	1,530	359	(834)
3	Reserves for Unexpired Risk:								
a.	Previous Year	-	-	-	-	-	-	-	-
b.	Current Year	16,472	356	-	-	55	8,339	8,040	394
4	Premium Earned (1-2+3a-3b)	(636)	(56)	-	-	(11)	(1,344)	(180)	843
5	Claims Paid	-	2,928	-	-	-	-	-	2,928
6	Loss Adjustment Expenses								
7	Outstanding Claim :								
a.	Previous Year	-	-	-	-	-	-	-	-
b.	Current Year	-	-	-	-	-	-	-	-
8	Claims Incurred (5+6-7a+7b)	-	2,928	-	-	-	-	-	2,928
9	Surplus Underwriting (4-8)	(636)	(2,984)	-	-	(11)	(1,344)	(180)	(2,085)

TABEL: 2.10.10/ TABLE: 2.10.10  
REKAPITULASI PREMI, KLAIM DAN KOMISI TAHUN 2012  
RECAPITULATION OF PREMIUMS, CLAIMS AND COMMISSIONS YEAR 2012

Lini Usaha : Energi Darat

Line of Business : Energy On Shore

Dalam Jutaan Rupiah  
In Million Rupiah

No.	Uraian Description	REASURANSIDAN KOMISI							TOTAL (3+4+5+6-7-8-9)
		Pos Langsung DIRECT BUSINESS	Dalam Negeri DOMESTIC	ASEAN ASEAN	Lainnya OTHER	Dalam Negeri DOMESTIC	ASEAN ASEAN	Lainnya OTHER	
(1)	(2)	(3)	(4)	(5)	(6)	(7)	(8)	(9)	(10)
1	Premium Written	121,205	560	-	8,250	40,372	12,360	126,257	(48,974)
2	Commission	2,248	61	-	-	2,995	1,174	3,508	(5,368)
3	Reserves for Unexpired Risk:								
a.	Previous Year	(19,771)	(91)	-	(1,346)	(6,585)	(2,016)	(20,595)	7,988
b.	Current Year	(7,467)	(35)	-	(508)	(2,487)	(761)	(7,778)	3,017
4	Premium Earned (1+2+3a-3b)	106,653	442	-	7,412	33,278	9,932	109,932	(38,634)
5	Claims Paid	15,017	4,319	-	1,767	842	400	18,388	1,474
6	Loss Adjustment Expenses								
7	Outstanding Claim :								
a.	Previous Year	300,331	86,367	-	35,338	16,838	7,995	367,733	29,470
b.	Current Year	297,382	85,519	-	34,991	16,672	7,917	364,123	29,181
8	Claims Incurred (5+6-7a+7b)	12,069	3,471	-	1,420	677	321	14,777	1,184
9	Surplus Underwriting (4-8)	94,585	(3,028)	-	5,992	32,602	9,610	95,154	(39,818)

TABEL 2.10.11/TABLE 2.10.11  
REKAPITULASI PREMI, KLAIM DAN KOMISI TAHUN 2012  
RECAPITULATION OF PREMIUMS, CLAIMS AND COMMISSIONS YEAR 2012

Lini Usaha : Energi Lepas Pantai  
Line of Business : Energy Off Shore

No.	Uraian Description	REASURANSI DAN KOMISI							TOTAL (3+4+5+6-7-8-9)
		(3) Pos Langsung DIRECT BUSINESS	(4) Dalam Negeri DOMESTIC	(5) INWARD ASEAN	(6) Lainnya OTHER	(7) Dalam Negeri DOMESTIC	(8) OUTWARD ASEAN	(9) Lainnya OTHER	
(1)	(2)	(3)	(4)	(5)	(6)	(7)	(8)	(9)	(10)
1	Premium Written	667,404	263,433	1	404	187,959	73,222	572,830	97,232
2	Commission	39,527	26,150	-	57	23,429	7,461	90,887	(56,042)
3	Reserves for Unexpired Risk:								
a.	Previous Year	245,924	97,070	0	149	69,259	26,981	211,076	35,828
b.	Current Year	212,990	84,070	0	129	59,984	23,367	182,808	31,030
4	Premium Earned (1+2+3a-3b)	660,811	250,283	1	367	173,806	69,374	510,210	158,072
5	Claims Paid	608,179	103,747	2	(1,007)	85,573	79,123	492,488	53,737
6	Loss Adjustment Expenses								
7	Outstanding Claim :								
a.	Previous Year	1,186,632	202,424	4	(1,964)	166,964	154,378	960,905	104,848
b.	Current Year	760,000	129,646	2	(1,258)	106,935	98,874	615,429	67,152
8	Claims Incurred (5+6-7a+7b)	181,547	30,969	1	(301)	25,544	23,619	147,012	16,041
9	Surplus Underwriting (4-8)	479,264	219,313	0	668	148,261	45,755	363,198	142,031

TABEL: 2.10.12/ TABLE: 2.10.12  
REKAPITULASI PREMI, KLAIM DAN KOMISI TAHUN 2012  
RECAPITULATION OF PREMIUMS, CLAIMS AND COMMISSIONS YEAR 2012

Linii Usaha : ReKayasa

Line of Business : Engineering

Dalam Jutaan Rupiah  
In Million Rupiah

No.	Uraian Description	REASURANSI DAN KOMISI						TOTAL (3+4+5+6-7+8-9)	
		Pos Langsung DIRECT BUSINESS	Dalam Negeri DOMESTIC	INWARD ASEAN ASEAN	Lainnya OTHER	Dalam Negeri DOMESTIC	OUTWARD ASEAN ASEAN		Lainnya OTHER
(1)	(2)	(3)	(4)	(5)	(6)	(7)	(8)	(9)	(10)
1	Premium Written	1,156,482	228,444	6,936	13,185	412,283	322,193	238,884	431,687
2	Commission	113,768	48,316	1,097	2,525	59,758	49,086	32,153	24,708
3	Reserves for Unexpired Risk:								
a.	Previous Year	327,913	64,774	1,967	3,739	116,900	91,356	67,734	122,402
b.	Current Year	422,363	83,431	2,533	4,816	150,571	117,669	87,244	157,658
4	Premium Earned (1-2+3a-3b)	948,263	161,471	5,272	9,584	318,853	246,793	187,221	371,723
5	Claims Paid	426,066	98,251	8,065	19,175	165,844	108,624	72,479	204,610
6	Loss Adjustment Expenses								
7	Outstanding Claim :								
a.	Previous Year	489,798	112,947	9,272	22,043	190,651	124,872	83,321	235,215
b.	Current Year	578,533	133,410	10,952	26,036	225,191	147,495	98,416	277,829
8	Claims Incurred (5+6-7a+7b)	514,801	118,713	9,745	23,168	200,384	131,247	87,574	247,223
9	Surplus Underwriting (4-8)	433,462	42,758	(4,473)	(13,584)	118,469	115,546	99,647	124,500



**Usaha Asuransi Umum & Reasuransi**  
General Insurance & Reinsurance Business

**TABEL: 2.10.13/ TABLE: 2.10.13**  
**REKAPITULASI PREMI, KLAIM DAN KOMISI TAHUN 2012**  
RECAPITULATION OF PREMIUMS, CLAIMS AND COMMISSIONS YEAR 2012

**Linii Usaha : Tanggung Gugat**  
Line of Business : Liability

No.	Uraian Description	REASURANSI DAN KOMISI									TOTAL (3+4+5+6-7+8-9)
		(1)	(2)	(3)	(4)	(5)	(6)	(7)	(8)	(9)	
		Pos Langsung DIRECT BUSINESS	Dalam Negeri DOMESTIC	INWARD ASEAN	Lainnya OTHER	Dalam Negeri DOMESTIC	OUTWARD ASEAN	Lainnya OTHER			
1	Premium Written	653,528	49,745	3,643	5,377	77,707	316,503	119,163			198,919
2	Commission	51,541	6,988	735	1,237	15,363	30,442	14,014			681
3	Reserves for Unexpired Risk:										
a.	Previous Year	164,951	12,556	919	1,357	19,613	79,886	30,077			50,207
b.	Current Year	202,403	15,406	1,128	1,665	24,066	98,024	36,906			61,607
4	Premium Earned (1-2+3a-3b)	564,536	39,906	2,699	3,832	57,891	267,923	98,320			186,838
5	Claims Paid	55,251	14,000	90	848	8,638	10,504	17,457			33,590
6	Loss Adjustment Expenses										
7	Outstanding Claim :										
a.	Previous Year	61,707	15,636	100	947	9,648	11,731	19,497			37,515
b.	Current Year	57,351	14,533	93	880	8,967	10,903	18,121			34,867
8	Claims Incurred (5+6-7a+7b)	50,895	12,897	83	781	7,957	9,676	16,081			30,942
9	Surplus Underwriting (4-8)	513,641	27,009	2,617	3,051	49,934	258,248	82,239			155,897

TABEL: 2.10.14/ TABLE: 2.10.14  
REKAPITULASI PREMI, KLAIM DAN KOMISI TAHUN 2012  
RECAPITULATION OF PREMIUMS, CLAIMS AND COMMISSIONS YEAR 2012  
Lini Usaha : Kecelakaan Diri dan Kesehatan  
Line of Business : Personal Accident & Health and Life Insurance

No.	Uraian Description	REASURANSI DAN KOMISI									TOTAL (3+4+5+6+7+8+9)
		(1)	(2)	(3)	(4)	(5)	(6)	(7)	(8)	(9)	
		Pos Langsung DIRECT BUSINESS	Dalam Negeri DOMESTIC	ASEAN ASEAN	Lainnya OTHER	Dalam Negeri DOMESTIC	ASEAN ASEAN	Lainnya OTHER	ASEAN ASEAN	Lainnya OTHER	
1	Premium Written	4,412,466	1,482,274	447	7,271	479,146	244,141	344,857	4,834,313		
2	Commission	749,199	280,837	19	518	75,074	81,334	84,030	790,136		
3	Reserves for Unexpired Risk:										
a.	Previous Year	1,211,635	407,023	123	1,997	131,571	67,040	94,695	1,327,471		
b.	Current Year	1,605,100	539,199	163	2,645	174,297	88,810	125,447	1,758,553		
4	Premium Earned (1+2+3a-3b)	3,269,802	1,069,261	388	6,105	361,347	141,037	230,075	3,613,096		
5	Claims Paid	2,206,409	897,879	101	12,732	415,287	67,720	109,391	2,524,722		
6	Loss Adjustment Expenses										
7	Outstanding Claim :										
a.	Previous Year	178,444	72,616	8	1,030	33,586	5,477	8,847	204,187		
b.	Current Year	228,110	92,827	10	1,316	42,935	7,001	11,309	261,019		
8	Claims Incurred (5+6-7a+7b)	2,256,076	918,090	103	13,019	424,635	69,245	111,854	2,581,554		
9	Surplus Underwriting (4-8)	1,013,725	151,171	285	(6,914)	(63,288)	71,793	118,222	1,031,541		

**Usaha Asuransi Umum & Reasuransi**  
General Insurance & Reinsurance Business

**TABEL: 2.10.15/ TABLE: 2.10.15**  
**REKAPITULASI PREMI, KLAIM DAN KOMISI TAHUN 2012**  
RECAPITULATION OF PREMIUMS, CLAIMS AND COMMISSIONS YEAR 2012

**Linii Usaha : Kredit**  
Line of Business : Credit

No.	Uraian Description	REASURANSI DAN KOMISI										TOTAL (3+4+5+6-7-8-9)
		(1)	(2)	(3)	(4)	(5)	(6)	(7)	(8)	(9)	(10)	
		Pos Langsung DIRECT BUSINESS	Dalam Negeri DOMESTIC	INWARD ASEAN ASEAN	Lainnya OTHER	Dalam Negeri DOMESTIC	OUTWARD ASEAN ASEAN	Lainnya OTHER				
1	Premium Written	760,814	91,946	759	-	80,594	2,347	-			770,578	
2	Commission	54,302	26,421	-	-	23,493	93	-			57,137	
3	Reserves for Unexpired Risk:											
a.	Previous Year	218,014	26,347	217	-	23,094	673	-			220,812	
b.	Current Year	301,687	36,459	301	-	31,958	931	-			305,559	
4	Premium Earned (1-2+3a-3b)	622,838	55,413	676	-	48,238	1,996	-			628,693	
5	Claims Paid	391,176	10,965	236	-	12,165	-	-			390,213	
6	Loss Adjustment Expenses											
7	Outstanding Claim :											
a.	Previous Year	152,815	4,284	92	-	4,752	-	-			152,438	
b.	Current Year	249,143	6,984	150	-	7,748	-	-			248,529	
8	Claims Incurred (5+6-7a+7b)	487,504	13,666	294	-	15,160	-	-			486,304	
9	Surplus Underwriting (4-8)	135,334	41,747	381	-	33,078	1,996	-			142,389	

**TABLE: 2.10.16 / TABLE: 2.10.16**  
**REKAPITULASI PREMI, KLAIM DAN KOMISI TAHUN 2012**  
RECAPITULATION OF PREMIUMS, CLAIMS AND COMMISSIONS YEAR 2012  
**Linti Usaha : Suretyship**  
Line of Business : Suretyship

No.	Uraian Description	REASURANSI DAN KOMISI										TOTAL (3+4+5+6-7-8-9)
		(1)	(2)	(3)	(4)	(5)	(6)	(7)	(8)	(9)	(10)	
		Pos Langsung DIRECT BUSINESS	Dalam Negeri DOMESTIC	ASEAN ASEAN	Lainnya OTHER	Dalam Negeri DOMESTIC	ASEAN ASEAN	Lainnya OTHER	Dalam Negeri DOMESTIC	ASEAN ASEAN	Lainnya OTHER	
1	Premium Written	751,927	38,503	12,134	-	165,241	46,141	35,292				555,891
2	Commission	94,314	15,422	1,227	-	54,565	7,502	13,031				35,865
3	Reserves for Unexpired Risk:											
a.	Previous Year	143,315	7,339	2,313	-	31,494	8,794	6,727				105,951
b.	Current Year	149,946	7,678	2,420	-	32,951	9,201	7,038				110,853
4	Premium Earned (1-2+3a-3b)	650,983	22,742	10,800	-	109,219	38,232	21,950				515,124
5	Claims Paid	185,300	10,124	-	-	79,216	4,441	3,915				107,852
6	Loss Adjustment Expenses											
7	Outstanding Claim :											
a.	Previous Year	136,422	7,454	-	-	58,320	3,270	2,882				79,403
b.	Current Year	304,932	16,661	-	-	130,358	7,309	6,443				177,483
8	Claims Incurred (5+6-7a+7b)	353,810	19,331	-	-	151,254	8,480	7,475				205,932
9	Surplus Underwriting (4-8)	297,173	3,410	10,800	-	(42,035)	29,752	14,475				309,192

**Usaha Asuransi Umum & Reasuransi**  
General Insurance & Reinsurance Business

**TABEL: 2.10.17/ TABLE: 2.10.17**  
**REKAPITULASI PREMI, KLAIM DAN KOMISI TAHUN 2012**  
RECAPITULATION OF PREMIUMS, CLAIMS AND COMMISSIONS YEAR 2012

**Linii Usaha : Aneka**  
Line of Business : Others

No.	Uraian Description	REASURANSI DAN KOMISI						TOTAL	
		(3)	(4)	(5)	(6)	(7)	(8)	(9)	(10)
(1)	(2)	Pos Langsung DIRECT BUSINESS	Dalam Negeri DOMESTIC	INWARD ASEAN ASEAN	Lainnya OTHER	Dalam Negeri DOMESTIC	OUTWARD ASEAN ASEAN	Lainnya OTHER	(3+4+5+6+7+8+9)
1	Premium Written	2,396,357	721,463	13,149	31,431	537,848	455,934	236,347	1,932,271
2	Commission	380,005	206,384	2,335	121	108,032	90,741	62,805	327,267
3	Reserves for Unexpired Risk:								
a.	Previous Year	586,861	176,684	3,220	7,697	131,718	111,657	57,881	473,208
b.	Current Year	611,732	184,172	3,357	8,024	137,300	116,389	60,334	483,262
4	Premium Earned (1-2+3a-3b)	1,991,482	507,591	10,677	30,984	424,234	360,461	171,089	1,584,949
5	Claims Paid	747,913	359,149	7,156	3,862	131,483	160,058	53,631	772,908
6	Loss Adjustment Expenses								
7	Outstanding Claim :								
a.	Previous Year	227,307	109,153	2,175	1,174	39,961	48,645	16,300	234,904
b.	Current Year	323,368	155,282	3,094	1,670	56,848	69,203	23,188	334,175
8	Claims Incurred (5+6-7a+7b)	843,973	405,277	8,075	4,358	148,371	180,615	60,519	872,179
9	Surplus Underwriting (4-8)	1,147,509	102,314	2,602	26,626	275,863	179,846	110,571	712,770

TABEL 2.11/TABLE 2.11  
PREMI USAHA ASURANSI UMUM DAN REASURANSI TAHUN 2012  
PREMIUMS OF GENERAL INSURANCE AND REINSURANCE BUSINESS IN 2012  
Lini Usaha : Seluruh Cabang  
Line of Business : All Branch

No	Nama Perusahaan Name Of Company	Pos Langsung DIRECT BUSINESS	REASURANSI DAN KOMISI					OUTWARD					CADANGAN PREMI				
			(2)	(3)	(4)	(5)	(6)	INWARD		ASEAN		(10)	(11)	(12)	PREMIUM RESERVES		(16)
								Komisi COMMISSIONS	Dalam Negeri DOMESTIC	Lainnya OTHERS	ASEAN				Lainnya OTHERS	Premi Netto NET PREMIUMS	
SWASTA NASIONAL / PRIVATE :																	
1	PT Asuransi Adira Dinamika	1.550.605,6	108.799,6	54.213,4	213,6	0,0	363,9	257.915,9	180.821,6	0,0	81.282,9	1.138.409,4	573.219,2	587.609,9	1.124.018,7		
2	PT Asuransi Afriandio	40.378,2	7.086,7	252,5	0,0	0,0	128,6	13.794,3	1.410,0	683,6	3.515,0	21.042,4	5.762,4	10.131,0	16.693,8		
3	PT ArthaGraha General Insurance	103.166,7	5.234,6	2.360,8	0,0	417,1	32.144,4	13.801,5	2.427,6	9.385,8	60.888,1	0,0	0,0	0,0	60.888,1		
4	PT Asuransi Asoka Mas	112.089,5	15.907,8	1.548,5	0,0	0,0	208,8	32.335,5	0,0	0,0	3.132,8	68.320,8	28.690,2	49.280,8	47.730,2		
5	PT Asuransi Astra Buana	2.992.196,5	495.263,0	68.688,6	0,0	0,0	2.104,5	87.776,7	407.965,4	6.367,6	97.731,9	2.156.149,8	912.459,2	1.022.314,3	2.046.294,7		
6	PT Avist General Insurance	22.035,0	4.105,7	0,0	0,0	0,0	7.524,4	154.819,0	8.365,9	0,0	23.742,2	692.689,7	296.238,4	445.710,0	543.218,0		
7	PT Asuransi Bangun Askrinda	1.141.930,3	317.317,4	15.943,9	0,0	0,0	0,0	0,0	0,0	0,0	0,0	16.494,1	4.133,0	6.597,6	14.029,4		
8	PT Batavia Miratama Insurance	16.848,9	224,9	0,0	0,0	0,0	0,0	130,0	0,0	0,0	1.070,3	17.068,1	4.257,1	5.133,6	16.191,6		
9	PT Berdikari Insurance	30.673,9	8.068,1	0,0	0,0	0,0	406,3	3.755,0	0,0	0,0	949,7	36.851,4	13.797,3	13.851,7	36.797,0		
10	PT Asuransi Bhakti Bhayangkara	52.554,6	16.731,7	4.280,0	0,0	0,0	0,0	0,0	0,0	0,0	4.002,8	67.145,0	0,0	0,0	67.145,0		
11	PT Asuransi Bina Dana Afra Tbk	924.850,2	29.401,9	83,0	0,0	0,0	16.885,4	211.198,1	0,0	0,0	4.307,2	53.333,4	118.528,6	140.688,2	31.172,8		
12	PT Asuransi Binsingiva Upakera	79.125,5	13.088,8	3.987,6	0,0	0,0	1.575,0	19.130,0	274,1	0,0	4.307,2	53.333,4	118.528,6	140.688,2	31.172,8		
13	PT Asuransi Bineng Tbk	235.959,7	44.849,0	3.322,8	0,0	0,0	547,4	21.448,3	13.458,5	53.035,1	18.281,7	124.229,9	32.057,4	49.690,3	106.892,9		
14	PT Asuransi Bosowa Periskop	103.517,4	25.587,2	224,7	0,0	0,0	0,0	24.943,8	0,0	0,0	4.959,4	58.170,6	10.785,7	17.463,4	51.492,8		
15	PT Asuransi Brinjit Sejahtera Aitamakmur	254.592,1	53.415,6	189,3	0,0	0,0	21,0	93.798,1	4.285,4	0,0	21.068,7	124.330,1	0,0	0,0	124.330,1		
16	PT Asuransi Buana Independen	220.050,3	55.490,8	2.217,8	393,0	0,0	699,9	34.971,0	39.966,3	0,0	17.051,8	108.684,9	51.595,5	52.767,3	107.413,0		
17	PT Asuransi Umum Bumpuitera Muda 1967	492.427,0	117.193,0	29.077,8	0,0	0,0	7.177,0	56.710,3	0,0	0,0	9.167,0	349.591,5	190.635,0	224.424,0	315.402,5		
18	PT Asuransi Central Asia	2.013.799,0	269.576,0	17.290,0	8.468,0	646,0	5.565,0	514.437,0	360.605,0	263.176,0	266.520,0	893.304,0	464.641,0	471.314,0	886.631,0		
19	PT Central Sejahtera Insurance	132.632,5	3.633,5	1.460,2	0,0	0,0	221,0	15.574,3	6.211,8	0,0	4.772,8	110.244,8	15.289,9	45.060,1	80.513,5		
20	PT Citra International Underwriters	276.415,0	10.306,0	0,0	0,0	0,0	0,0	11.663,0	182.729,0	0,0	18.968,0	90.686,0	22.706,0	29.574,0	83.817,0		
21	PT Asuransi Dayin Mitra Tbk	520.002,9	33.656,7	1.276,4	0,0	0,0	229,0	52.903,9	295.375,2	56.527,5	39.913,1	122.500,3	58.659,3	60.906,7	120.252,9		
22	PT Asuransi Eka Lloyd Java	57.891,1	2.350,6	74,1	0,0	0,0	0,0	18.129,4	12.681,1	5.020,2	4.454,5	24.245,5	6.636,9	8.338,1	22.547,2		
23	PT Asuransi Ekspor Indonesia (Persero)	724.331,6	63.078,0	100.035,8	0,0	0,0	26.520,4	489.204,3	49.443,5	0,0	74.980,5	272.101,8	80.909,1	123.630,3	229.380,6		
24	PT Asuransi Harta Aman Pratama Tbk	213.714,1	89.966,7	1.819,6	0,0	0,0	232,0	12.789,2	10.463,9	0,0	3.408,4	105.499,3	31.326,1	41.726,8	95.089,5		
25	PT Asuransi Himalaya Pelindung	176.394,7	24.568,9	394,8	0,0	0,0	113,6	33.990,5	40.199,2	0,0	7.689,9	85.596,8	35.695,3	32.156,5	89.128,6		
26	PT Asuransi Indrapura	560.807,4	54.625,2	578,4	170,4	4.548,9	0,0	86.681,1	221.835,1	104.977,0	50.247,5	138.034,2	63.375,8	73.459,1	127.951,0		
27	PT Asuransi Intra Asia	63.387,4	10.691,2	48,8	0,0	0,0	0,0	6.288,7	449,7	0,0	702,0	46.708,7	13.876,2	18.683,5	41.901,4		
28	PT MNC Asuransi Indonesia	81.948,4	10.289,1	98,1	0,0	0,0	8,5	33.420,5	11.770,3	0,0	4.802,9	31.361,0	6.760,7	13.802,2	24.319,5		
29	PT Asuransi Jasa Indonesia (Persero)	2.867.632,2	237.221,3	821.277,4	0,0	79.864,6	64.374,2	690.790,9	0,0	1.880.777,9	307.063,1	1.202.672,9	505.695,5	420.530,4	1.287.638,0		
30	PT Asuransi Jasa Raharja Putera	704.685,3	142.974,9	46.541,2	0,0	0,0	20.629,3	179.637,0	5.840,3	26.030,7	80.284,3	456.407,6	0,0	0,0	456.407,6		
31	PT Asuransi Jasa Tania Tbk	185.050,0	40.404,7	51.272,3	49,2	5.222,9	3.472,3	57.947,6	775,5	0,0	5.222,9	142.024,3	31.471,6	36.704,6	136.191,3		
32	PT Asuransi Jaya Proteksi	742.489,7	43.254,2	4.840,5	5.315,6	0,0	492,2	85.323,8	128.986,4	31.353,3	30.063,2	493.299,2	589.742,3	598.689,4	484.352,2		
33	PT Jaya Proteksi Takatui	0,0	0,0	0,0	0,0	0,0	0,0	0,0	0,0	0,0	0,0	0,0	0,0	0,0	0,0		
34	PT Asuransi Karyamas Sentralindo *)	0,0	0,0	0,0	0,0	0,0	0,0	0,0	0,0	0,0	0,0	0,0	0,0	0,0	0,0		
35	PT Asuransi Kredit Indonesia (Persero)	777.676,2	56.204,8	29.401,0	0,0	0,0	7.104,9	42.184,4	0,0	0,0	13.343,7	714.926,7	179.738,1	251.513,2	643.151,6		
36	PT Lippo General Insurance Tbk	540.566,0	67.412,3	510,0	930,0	0,0	0,0	50.424,0	40.486,0	0,0	10.897,6	394.571,2	104.781,0	167.228,0	332.204,2		
37	PT Asuransi Melipark Indonesia	7.969,9	0,0	146.893,6	1.601,0	0,0	29.370,6	12.370,6	41.540,7	0,0	0,0	73.196,2	29.310,5	29.108,9	73.996,8		
38	PT Malacca Trust Wuwungan Insurance	48.698,4	4.800,9	690,4	0,0	0,0	28,8	2.065,2	0,0	0,0	205,6	42.701,5	0,0	4.457,3	38.244,2		
39	PT Asuransi Umum Mega	372.643,9	17.158,0	98,0	0,0	0,0	16,5	18.453,9	5.001,1	0,0	4.853,7	336.866,0	9.724,7	27.062,3	319.608,4		
40	PT Asuransi Mega Pratama	92.032,5	13.044,6	4.429,7	0,0	0,0	1.835,8	37.063,7	632,7	0,0	4.976,3	48.921,6	9.940,0	17.151,1	41.710,5		
41	PT Asuransi Mitra Mapanva	175.100,4	9.376,1	3.008,5	0,0	0,0	41,7	24.908,0	11.835,4	0,0	6.132,9	138.078,8	50.863,5	56.383,0	132.560,2		
42	PT Asuransi Multi Artha Guna	486.879,2	98.929,9	9.144,9	0,0	0,0	1.257,5	29.303,3	13.793,3	0,0	9.163,9	361.903,8	137.174,5	142.128,5	358.949,9		
43	PT Pan Pacific Insurance	232.829,8	9.177,7	59,6	0,0	0,0	1,6	38.656,4	0,0	0,0	11.408,9	196.462,8	51.652,3	78.278,1	169.636,8		
44	PT Panin Insurance Tbk	200.762,1	37.390,0	2.604,8	0,0	0,0	224,4	41.416,8	12.647,2	0,0	7.592,0	119.280,0	60.616,6	66.092,0	113.804,6		
45	PT Asuransi Parolamas	190.439,0	47.648,0	3.755,0	0,0	0,0	861,0	70.761,0	0,0	0,0	13.966,0	88.890,0	41.429,0	46.382,0	81.937,0		
46	PT Asuransi Puri Asih **)	0,0	0,0	0,0	0,0	0,0	0,0	0,0	0,0	0,0	0,0	0,0	0,0	0,0	0,0		
47	PT Asuransi Purna Artaugraha	146.303,9	27.611,4	5.697,0	0,0	0,0	0,0	46.236,5	9.314,5	8.253,7	3.398,6	64.183,3	28.942,9	18.820,1	74.306,1		
48	PT Asuransi Raksa Pratikara	603.228,8	87.059,2	(632,2)	0,0	0,0	(6,9)	17.605,5	173.311,5	0,0	48.211,9	379.438,1	144.324,1	180.163,1	343.599,1		
49	PT Asuransi Rama Sejahtera Wibawa	439.852,3	92.131,6	17.613,8	0,0	0,0	2.771,8	98.077,4	101.272,7	76.627,7	74.307,2	159.892,2	51.111,7	59.905,1	152.096,8		
50	PT Asuransi Ramayana Tbk	593.778,0	77.163,0	3.227,0	0,0	0,0	659,0	128.829,0	44.304,0	4.656,0	34.759,0	376.153,0	64.539,0	78.216,0	362.476,0		
51	PT Asuransi Raya	76.924,5	5.636,0	4.097,0	0,0	0,0	0,0	10.124,0	0,0	0,0	1.052,4	65.413,8	13.239,9	23.554,9	55.096,9		

No	Nama Perusahaan Name of company	Pos Langsung DIRECT BUSINESS	KOMISI			REASURANSI DAN KOMISI			OUTWARD			CADANGAN PREMI			Pendapatan Premi INCOME PREMIUMS	
			(3)	(4)	(5)	(6)	(7)	(8)	(9)	(10)	(11)	(12)	(13)	(14)		(15)
(1)	(2)	(3)	(4)	(5)	(6)	(7)	(8)	(9)	(10)	(11)	(12)	(13)	(14)	(15)	(16)	
52	PT Asuransi Receptal	84.914,2	6.971,4	1.885,6	0,0	0,0	354,7	20.447,1	26.887,9	872,7	6.390,8	37.656,7	0,0	0,0	37.656,7	
53	PT Asuransi Reliance Indonesia	300.312,8	29.318,4	3.144,4	0,0	0,0	381,4	8.875,9	21.732,7	0,0	7.161,1	250.489,9	86.872,0	96.288,6	241.073,2	
54	PT Sarana Lindung Ujaya	156.287,6	50.869,7	191,2	0,0	0,0	(3,6)	83.633,1	0,0	0,0	12.387,6	36.167,2	27.321,1	18.687,4	43.801,0	
55	PT Asuransi Sinar Mas	3.444.862,6	401.861,0	29.439,4	453.656,8	0,0	8.196,7	119.874,5	1.857.657,4	55.948,8	36.153,7	1.526.574,1	560.286,5	610.629,7	1.476.229,9	
56	PT Maskapai Asuransi Sonwells	19.090,7	4.906,1	0,0	0,0	0,0	0,0	6.609,3	1.049,1	0,0	0,0	11.972,3	4.828,3	4.788,9	12.011,7	
57	PT Asuransi Sumit Oto	102.612,8	0,0	0,0	0,0	0,0	0,0	9.649,5	0,0	0,0	0,0	92.963,3	8.716,6	27.847,7	73.832,1	
58	PT Staco Mandiri	73.791,3	15.191,5	17.739,1	0,0	0,0	4.627,9	47.380,9	4.695,8	0,0	11.358,8	30.991,1	8.991,2	10.250,0	29.732,4	
59	PT Asuransi TIR Pakaita	583.394,0	89.865,7	18.830,1	24,9	0,0	5.963,7	130.562,0	67.683,6	444,6	32.752,2	341.169,0	853,0	876,0	341.136,0	
60	PT Asuransi Tugu Kresna Pratama	228.360,6	27.940,5	15.139,4	0,0	0,0	4.232,0	100.575,8	70.241,6	23.710,1	43.933,6	30.481,6	27.073,8	47.341,4	0,0	
61	PT Asuransi Takatul Umum	0,0	0,0	0,0	0,0	0,0	0,0	0,0	0,0	0,0	0,0	0,0	0,0	0,0	(0,0)	
62	PT Tugu Pratama Indonesia	1.501.494,1	96.814,5	25.007,7	3.769,9	7.489,9	7.689,7	360.686,6	524.455,7	408.274,0	178.758,6	318.599,7	0,0	0,0	318.599,7	
63	PT Victoria Insurance	7.503,7	(1.039,1)	26,3	0,0	0,0	(1,6)	(58,8)	(13,9)	0,0	1.439,2	15.902,5	123,5	(60,7)	16.076,7	
64	PT Asuransi Videli	52.749,6	11.154,4	439,6	0,0	0,0	111,7	15.655,6	0,0	0,0	4.734,2	31.001,6	7.512,0	12.096,6	26.417,0	
65	PT Asuransi Wahana Tala	1.628.089,2	181.090,5	121.316,2	149,5	0,0	18.484,8	434.820,5	307.587,3	20.951,8	84.850,4	871.470,5	337.794,2	385.950,6	823.314,0	
66	PT Asuransi Wananket Handayani	0,0	0,0	0,0	0,0	0,0	0,0	0,0	0,0	0,0	0,0	0,0	0,0	0,0	0,0	
67	PT Asuransi Mitra Pelindung Musikla 'new	4.348,6	2,1	0,0	0,0	0,0	0,0	715,2	1.277,5	0,0	478,2	2.832,1	0,0	1.574,8	1.267,3	
<b>JUMLAH / SUB TOTAL</b>			<b>30.865.779,2</b>	<b>3.919.163,6</b>	<b>1.693.983,5</b>	<b>474.742,9</b>	<b>92.549,4</b>	<b>236.960,5</b>	<b>5.152.058,9</b>	<b>5.642.910,0</b>	<b>3.030.115,8</b>	<b>17.094.687,9</b>	<b>6.220.950,4</b>	<b>7.044.715,0</b>	<b>16.270.923,3</b>	
<b>PATUNGAN / JOINT VENTURE :</b>																
1	PT ACE INA Insurance	243.460,0	56.382,0	13.207,0	0,0	39.189,0	1.819,0	22.183,0	0,0	180.819,0	59.380,0	94.033,0	49.177,0	50.663,0	92.547,0	
2	PT Asuransi Allianz Utama Indonesia	455.590,4	76.165,7	10.062,4	762,6	53.790,4	1.406,6	30.635,2	122.977,5	115.316,4	24.809,3	198.513,7	162.217,4	137.210,2	223.520,9	
3	PT Asuransi Axa Indonesia	409.164,1	62.993,0	14.873,2	665	446,3	7.168,7	13.550,6	21.408,7	149.719,8	29.306,7	198.214,9	56.447,8	74.446,7	181.216,0	
4	PT Bess Central Insurance	53.403,6	1.405,9	29,5	0,0	0,0	2,0	4.576,0	4.337,3	21.848,7	4.401,9	25.665,0	6.193,4	10.021,6	21.836,9	
5	PT Chartis Insurance Indonesia	674.192,8	94.652,9	25.258,6	9.572,1	3.123,8	4.659,3	36.466,7	213.546,0	189.503,9	85.795,5	259.114,1	52.146,0	52.146,0	259.114,1	
6	PT China Taiping Insurance Indonesia	106.132,1	13.259,6	0,0	0,0	0,0	0,0	18.929,1	4.583,5	56.529,3	17.571,1	30.401,7	14.454,4	15.538,5	29.317,6	
7	PT Asuransi CHUBB Indonesia	0,0	0,0	0,0	0,0	0,0	0,0	0,0	0,0	0,0	0,0	0,0	0,0	0,0	0,0	
8	PT Asuransi Hanjin Korindo	51.766,2	5.754,4	8.986,6	52,2	0,0	124,0	32.410,7	3.444,9	21.161,3	12.570,6	10.480,2	3.409,3	1.508,6	12.381,0	
9	PT KSK Insurance Indonesia	171.374,7	32.966,7	1.056,5	0,0	0,0	56,1	32.142,5	67.269,3	19.379,9	23.403,8	44.020,5	14.925,1	16.653,5	42.292,1	
10	PT LIG Insurance Indonesia	118.339,9	9.103,7	8.501,3	0,0	0,0	0,0	6.480,0	0,0	72.639,5	10.979,7	49.588,8	15.378,8	31.300,1	33.667,5	
11	PT MAA General Insurance	166.467,5	41.335,7	28.390,4	535,3	0,0	5.165,8	96.938,1	46.360,2	5.944,4	18.071,8	17.700,7	27.961,4	33.315,2	12.146,9	
12	PT Asuransi Mandiri Axa General Indonesia	191.291,0	6.395,0	205,0	0,0	0,0	73,0	25.118,0	1.185,0	3.907,0	6.988,0	161.806,0	7.712,0	133.579,0	35.939,0	
13	PT Asuransi MSLG Indonesia	1.162.178,3	65.068,8	32.640,1	1.155,2	1.504,8	12.579,9	74.325,0	174.653,6	562.905,6	153.259,4	461.315,0	238.906,7	236.581,8	463.639,9	
14	PT Asuransi Nipponkoa Indonesia	255.405,2	32.228,8	14.662,9	0,0	0,0	2.384,8	80.128,7	9.203,4	133.158,9	48.081,1	61.084,6	18.824,2	22.362,8	57.536,0	
15	PT Asuransi CBE Pool Indonesia	241.648,0	37.516,0	0,0	0,0	0,0	0,0	4.082,0	3.335,0	71.055,0	1.247,0	126.707,0	0,0	0,0	126.707,0	
16	PT Asuransi Samsung Tugu	172.228,0	6.426,0	92.963,0	11.414,0	13.289,0	19.932,0	60.884,0	104.844,0	94.685,0	43.426,0	46.549,0	0,0	0,0	46.549,0	
17	PT Sampo Japan Insurance Indonesia	223.406,4	20.578,5	22.846,2	0,0	0,0	4.434,6	18.264,9	135.170,3	13.751,5	39.101,9	93.154,7	61.728,1	89.579,5	65.303,3	
18	PT Asuransi Tokio Marine Indonesia	677.292,4	89.195,7	26.813,8	5.614,6	5.971,1	6.955,6	43.976,9	207.281,4	74.696,3	75.661,2	369.247,1	117.351,5	151.604,3	334.994,3	
19	PT Zurich Insurance Indonesia	491.039,6	47.351,7	2.204,1	0,0	0,0	318,0	38.914,6	0,0	216.295,6	130.411,4	320.775,1	0,0	0,0	320.775,1	
<b>JUMLAH / SUB TOTAL</b>			<b>5.864.371,2</b>	<b>699.570,0</b>	<b>302.700,6</b>	<b>29.172,5</b>	<b>117.314,3</b>	<b>67.079,4</b>	<b>640.006,1</b>	<b>1.119.700,1</b>	<b>2.003.317,2</b>	<b>784.465,4</b>	<b>2.569.351,1</b>	<b>846.833,2</b>	<b>1.056.700,8</b>	<b>2.359.483,5</b>
<b>REASURANSI / REINSURANCE :</b>																
1	PT Reasuransi Internasional Indonesia	0,0	0,0	1.374.388,7	8.281,9	5.438,9	328.283,6	18.084,6	108.445,1	98.124,1	36.562,4	871.714,6	404.358,7	465.848,2	810.225,1	
2	PT Maskapai Reasuransi Indonesia	0,0	0,0	702.897,8	17.902,2	0,0	142.304,3	27.667,5	153.955,3	13.138,9	57.060,5	440.794,6	165.905,1	193.431,4	413.268,3	
3	PT Reasuransi Nasional Indonesia	0,0	0,0	909.019,0	45.398,0	0,0	260.151,0	9.136,0	57.669,0	0,0	1.028,0	628.489,0	195.412,9	251.394,8	572.507,1	
4	PT Tugu Reasuransi Indonesia	0,0	0,0	668.267,3	34.322,5	6.088,2	154.022,3	40.642,6	81.362,0	2.032,8	11.230,0	431.851,2	129.256,4	171.560,1	369.547,5	
<b>JUMLAH / SUB TOTAL</b>			<b>0,0</b>	<b>0,0</b>	<b>3.644.552,8</b>	<b>105.904,7</b>	<b>11.527,1</b>	<b>884.761,2</b>	<b>95.530,7</b>	<b>401.431,5</b>	<b>113.295,8</b>	<b>1.056.883,9</b>	<b>894.933,1</b>	<b>1.082.234,4</b>	<b>2.185.548,0</b>	
<b>JUMLAH SELURUHNYA</b>			<b>36.730.150,4</b>	<b>4.617.733,6</b>	<b>5.641.236,9</b>	<b>609.820,1</b>	<b>221.390,8</b>	<b>1.188.801,1</b>	<b>5.887.595,7</b>	<b>7.064.041,6</b>	<b>5.146.728,8</b>	<b>22.036.888,4</b>	<b>7.962.716,7</b>	<b>9.183.650,2</b>	<b>20.815.954,8</b>	
<b>GRAND TOTAL</b>																

**Keterangan / notes :**

\*) Tidak menyampaikan LaporanHave Not Submitted Annual Report  
 \*\*) Telah dicabut Izin usaha Tahun 2012 Licenses have been revoked

TABEL 2.11.4/TABEL 2.11.1  
PREMI USAHA ASURANSI UMUM DAN REASURANSI TAHUN 2012  
PREMIUMS OF GENERAL INSURANCE AND REINSURANCE BUSINESS IN 2012  
Lini Usaha : Harta Benda  
Line of Business : Property

No	Nama Perusahaan Name of company	Pos Langsung DIRECT BUSINESS	REASURANSI DAN KOMISI				OUTWARD				CADANGAN PREMI PREMIUM RESERVES				Pendapatan Premi PREMIUMS INCOME	
			(3)	(4)	(5)	(6)	(7)	(8)	(9)	(10)	(11)	(12)	(13)	(14)		(15)
<b>SWASTA NASIONAL / PRIVATE :</b>																
1	PT Asuransi Adira Dinamika	102.381,3	19.180,9	88,0	213,6	36.092,1	23.412,5	11.725,1	35.594,3	16.096,0	20.985,5	30.704,7	30.704,7			
2	PT Asuransi Arianindo	12.652,9	2.007,1	68,9	0,0	0,0	0,0	29,5	9.969,8	917,2	0,0	2.526,5	2.324,7	930,5	1.789,8	1.465,4
3	PT ArthaGraha General Insurance	38.002,1	1.512,9	1.637,3	0,0	0,0	0,0	350,5	20.660,0	8.715,4	1.507,8	13.581,9	0,0	0,0	0,0	13.581,9
4	PT Asuransi Asoka Mas	17.466,0	1.079,1	429,7	0,0	0,0	0,0	58,2	16.443,1	0,0	0,0	1.460,4	1.775,8	733,1	710,3	1.798,5
5	PT Asuransi Astra Utama	238.058,2	11.489,9	50.032,8	0,0	0,0	0,0	1.906,4	15.324,1	250.682,7	6.367,6	35.865,6	38.175,8	4.063,6	6.262,6	35.976,8
6	PT Avisti General Insurance	7.137,8	1.033,4	0,0	0,0	0,0	0,0	0,0	4.068,4	1.433,5	0,0	1.024,1	1.636,6	0,0	0,0	1.636,6
7	PT Asuransi Bangun Asuransi	82.710,1	13.131,1	977,2	0,0	0,0	0,0	221,3	31.687,3	3.080,3	0,0	6.239,4	41.798,6	11.889,4	16.719,0	36.967,1
8	PT Batavia Maritama Insurance	0,0	0,0	0,0	0,0	0,0	0,0	0,0	0,0	0,0	0,0	0,0	0,0	0,0	0,0	0,0
9	PT Berkali Insurance	5.083,9	1.102,6	0,0	0,0	0,0	0,0	0,0	1.821,4	7,7	0,0	385,6	2.537,8	989,3	1.015,1	2.492,0
10	PT Asuransi Bhakti Bhayangkara	2.825,6	463,3	721,4	0,0	0,0	0,0	124,0	1.133,8	0,0	0,0	228,1	2.054,1	403,5	821,6	1.635,9
11	PT Asuransi Bina Dana Aja Tbk	26.550,1	2.692,3	58,1	0,0	0,0	0,0	0,0	10.263,6	4.313,5	0,0	42.122,4	0,0	0,0	0,0	12.252,4
12	PT Asuransi Binagriya Ujaterata	55.522,4	8.813,3	2.460,6	0,0	0,0	0,0	662,3	7.963,4	71,1	0,0	1.655,4	113.115,3	134.932,5	20.305,4	20.305,4
13	PT Asuransi Bintang Tbk	83.945,9	17.513,0	2.809,8	0,0	0,0	0,0	425,2	13.896,4	8.989,4	34.883,2	11.151,8	22.188,3	5.271,4	8.875,3	18.584,4
14	PT Asuransi Bosowa Periskop	16.884,4	4.044,7	100,9	0,0	0,0	0,0	0,0	7.851,4	0,0	0,0	1.517,6	6.806,8	114,3	2.451,9	4.469,2
15	PT Asuransi Brinji Sejahtera Artamakmur	11.352,4	28.010,6	97,6	0,0	0,0	0,0	0,0	53.826,3	4.285,4	0,0	11.259,1	36.586,8	0,0	0,0	36.586,8
16	PT Asuransi Eka Lloyd Java	101.794,0	27.297,9	708,4	134,1	0,0	0,0	172,1	24.519,0	34.072,7	0,0	3.089,0	31.856,1	17.823,1	17.617,9	32.061,3
17	PT Asuransi Umum Bumpuera Muda 1967	57.314,0	11.567,0	10.689,0	0,0	0,0	0,0	2.168,0	26.296,0	0,0	0,0	30.861,0	27.580,0	36.974,0	21.567,0	21.567,0
18	PT Asuransi Central Asia	636.093,0	84.071,0	12.488,0	5.109,0	170,0	3.413,0	290.760,0	200.419,0	131.343,0	0,0	111.789,0	55.650,0	50.431,0	34.330,0	71.751,0
19	PT Central Sejahtera Insurance	16.450,9	1.596,9	157,6	0,0	0,0	0,0	36,0	12.673,6	1.076,7	0,0	2.988,7	4.213,9	1.578,8	1.375,1	4.417,6
20	PT Citra International Underwriters	473,0	0,0	0,0	0,0	0,0	0,0	0,0	381,0	0,0	0,0	35,0	127,0	213,0	51,0	289,0
21	PT Asuransi Davin Mitra Tbk	207.383,0	10.286,5	400,5	0,0	0,0	0,0	101,4	34.703,0	136.208,3	1.557,8	38.856,8	26.338,8	25.030,2	40.165,3	40.165,3
22	PT Asuransi Eka Lloyd Java	25.954,0	787,6	9,9	0,0	0,0	0,0	0,0	17.313,4	1.382,5	0,0	8.827,5	6.688,5	3.515,5	7.964,4	7.964,4
23	PT Asuransi Elspor Indonesia (Persero)	499.632,5	59.805,8	70.017,7	0,0	0,0	0,0	16.866,6	386.135,5	33.772,2	0,0	51.790,0	124.840,2	39.976,0	61.845,1	102.971,1
24	PT Asuransi Harta Aman Pratama Tbk	42.345,3	24.258,7	1.343,9	0,0	0,0	0,0	232,0	6.805,7	5.568,3	0,0	1.774,4	8.920,0	3.972,3	3.439,6	8.131,7
25	PT Asuransi Himalaya Pelindung	62.576,7	13.428,5	263,4	0,0	0,0	0,0	69,0	15.309,0	21.543,9	0,0	3.700,6	15.992,3	3.953,0	6.399,6	13.948,4
26	PT Asuransi Indrapura	160.995,8	10.411,9	519,7	170,4	0,0	0,0	0,0	18.248,3	86.648,4	35.294,9	9.861,8	20.944,0	8.044,1	12.398,5	16.589,6
27	PT Asuransi Inta Asia	5.779,8	616,3	4,7	0,0	0,0	0,0	0,0	2.601,6	10,8	0,0	506,2	3.062,1	551,3	1.956,0	1.657,4
28	PT MNC Asuransi Indonesia	8.375,0	1.435,7	46,8	0,0	0,0	0,0	8,5	5.305,0	1.505,6	0,0	1.319,3	1.486,4	782,5	692,7	1.576,2
29	PT Asuransi Jasa Indonesia (Persero)	699.423,6	59.840,1	515.392,2	0,0	44.523,5	35.845,8	211.120,3	0,0	675.119,1	0,0	132.629,4	410.049,4	86.544,7	136.043,1	360.550,9
30	PT Asuransi Jasa Raharja Putera	39.932,2	11.093,9	4.155,1	0,0	0,0	0,0	1.566,5	15.193,5	0,0	0,0	4.415,2	20.648,7	0,0	0,0	20.648,7
31	PT Asuransi Jasa Tanta Tbk	75.189,8	17.249,1	8.502,1	24,3	0,0	0,0	2,3	38.034,3	0,0	0,0	2.064,8	28.181,3	11.579,7	11.272,5	28.488,5
32	PT Asuransi Jaya Proteksi	112.899,5	12.122,0	1.423,1	1.468,4	0,0	0,0	290,6	34.575,1	48.772,3	4.589,8	13.188,6	28.619,7	31.095,1	33.721,8	25.993,0
33	PT Jaya Proteksi Takaful	0,0	0,0	0,0	0,0	0,0	0,0	0,0	0,0	0,0	0,0	0,0	0,0	0,0	0,0	0,0
34	PT Asuransi Kayamas Sentralindo *)	0,0	0,0	0,0	0,0	0,0	0,0	0,0	0,0	0,0	0,0	0,0	0,0	0,0	0,0	0,0
35	PT Asuransi Kredit Indonesia (Persero)	0,0	0,0	0,0	0,0	0,0	0,0	0,0	0,0	0,0	0,0	0,0	0,0	0,0	0,0	0,0
36	PT Lippo General Insurance Tbk	87.838,0	15.794,7	414,0	830,0	0,0	0,0	0,0	26.625,0	30.882,0	0,0	5.549,6	21.430,0	18.518,0	21.103,0	16.845,0
37	PT Asuransi Malpark Indonesia	0,0	0,0	146.337,4	1.601,0	0,0	0,0	29.370,6	5.758,2	41.374,4	0,0	0,0	71.435,2	28.957,5	28.574,1	71.818,6
38	PT Malacca Trust Wuwungan Insurance	1.618,1	259,2	669,3	0,0	0,0	0,0	26,6	1.057,1	0,0	0,0	946,5	0,0	102,8	842,7	842,7
39	PT Asuransi Umum Mega	18.440,1	1.696,2	62,5	0,0	0,0	0,0	7,6	7.747,0	2.812,8	0,0	1.576,2	7.815,2	3.075,7	9.837,0	1.053,8
40	PT Asuransi Mega Pratama	32.875,4	3.966,4	193,9	0,0	0,0	0,0	17,2	16.982,0	6.871,8	0,0	4.628,4	9.950,2	3.952,4	4.514,3	9.386,3
41	PT Asuransi Mitra Mapanva	40.190,3	9.301,7	7.283,6	0,0	0,0	0,0	836,7	17.808,5	8.670,3	0,0	5.161,4	16.200,3	7.913,6	8.555,7	15.558,2
42	PT Asuransi Multi Artha Guna	12.663,8	1.931,8	10,2	0,0	0,0	0,0	1,1	11.376,2	0,0	0,0	2.126,5	1.207,2	1.044,5	2.289,2	2.289,2
43	PT Pan Pacific Insurance	108.120,8	23.514,5	676,6	0,0	0,0	0,0	217,6	21.094,7	9.615,5	0,0	5.099,9	59.458,0	22.028,8	31.823,8	49.663,0
44	PT Parim Insurance Tbk	54.343,0	12.826,0	2.819,0	0,0	0,0	0,0	588,0	30.092,0	0,0	0,0	4.134,0	17.790,0	9.503,0	12.530,0	14.763,0
45	PT Asuransi Parolamas	0,0	0,0	0,0	0,0	0,0	0,0	0,0	0,0	0,0	0,0	0,0	0,0	0,0	0,0	0,0
46	PT Asuransi Puri Ashi **)	0,0	0,0	0,0	0,0	0,0	0,0	0,0	0,0	0,0	0,0	0,0	0,0	0,0	0,0	0,0
47	PT Asuransi Purna Aratungraha	20.501,5	3.676,0	1.133,6	0,0	0,0	0,0	0,0	5.248,8	4.471,2	0,0	398,0	8.637,0	3.460,9	3.815,4	8.282,5
48	PT Asuransi Raksa Pratikara	22.939,9	1.428,4	(6,3)	0,0	0,0	0,0	(1,5)	1.763,3	18.196,4	0,0	4.020,6	5.517,5	1.944,8	1.195,7	6.266,6
49	PT Asuransi Rama Safira Wibawa	171.133,0	45.178,6	15.999,7	0,0	0,0	0,0	2.200,5	50.969,9	54.939,5	39.148,5	41.563,0	35.633,7	14.136,5	14.293,5	35.518,7
50	PT Asuransi Ramayana Tbk	153.865,0	26.111,0	1.328,0	0,0	0,0	0,0	226,0	46.151,0	12.651,0	340,0	17.855,0	87.560,0	8.092,0	25.178,0	70.474,0
51	PT Asuransi Raya	2.954,9	805,5	1.080,5	0,0	0,0	0,0	0,0	2.871,4	0,0	0,0	64,9	423,4	(82,7)	125,6	215,1



No	Nama Perusahaan Name of company	REASURANSI DAN KOMISI										OUTWARD				CADANGAN PREMI		
		INWARD					REASURANSI DAN KOMISI					OUTWARD				PREMIUM RESERVES		
		(3)	(4)	(5)	(6)	(7)	(8)	(9)	(10)	(11)	(12)	(13)	(14)	(15)	(16)	(17)	(18)	
Pos Langsung DIRECT BUSINESS	Komisi COMMISSIONS	Dalam Negeri DOMESTIC	ASEAN ASEAN	Lainnya OTHERS	Komisi COMMISSIONS	Dalam Negeri DOMESTIC	ASEAN ASEAN	Lainnya OTHERS	Komisi COMMISSIONS	Premi Netto NET PREMIUMS	Tahun Lalu PAST YEAR	Tahun Berjalan CURRENT YEAR	Pendapatan Premi INCOME PREMIUMS					
52	PT Asuransi Recapital	37,844.1	3,331.6	1,585.3	0.0	0.0	318.7	15,218.5	11,397.9	894.9	13,128.2	0.0	0.0	13,128.2				
53	PT Asuransi Reliance Indonesia	30,585.4	(1,067.5)	3,057.0	0.0	0.0	312.1	6,886.0	20,191.6	0.0	6,886.0	14,946.9	2,913.3	3,739.8				
54	PT Sarana Lindung Ujaya	5,459.1	1,221.5	161.7	0.0	0.0	6.6	2,459.9	0.0	0.0	2,459.9	1,135.2	1,046.5	2,705.3				
55	PT Asuransi Sinar Mas	1,118,408.8	66,699.3	13,039.7	438,943.0	0.0	2,521.9	45,299.2	1,376,450.7	31,240.8	25,988.9	72,148.5	27,752.5	28,659.4				
56	PT Maskapai Asuransi Sonwells	6,189.0	1,107.8	0.0	0.0	0.0	731.5	723.6	0.0	0.0	3,719.4	1,587.2	1,487.7	3,818.8				
57	PT Asuransi Smiti Oto	41,992.9	7,263.3	9,091.1	0.0	0.0	2,481.8	30,808.1	3,697.7	0.0	6,598.2	13,431.3	5,653.6	5,365.7				
58	PT Slaco Mandiri	272,137.0	40,171.1	2,747.1	24.9	0.0	561.9	83,815.7	47,933.4	0.0	18,045.3	120,472.2	0.0	120,472.2				
60	PT Asuransi Tugu Kresna Pratama	115,132.8	7,592.2	1,773.7	0.0	0.0	437.2	66,337.9	37,336.6	1,987.6	12,989.6	8,157.2	6,506.0	14,560.9				
61	PT Asuransi Takafid Umum	0.0	0.0	0.0	0.0	0.0	0.0	0.0	0.0	0.0	0.0	0.0	0.0	0.0				
62	PT Tugu Pratama Indonesia	477,193.0	36,088.6	14,887.8	2,976.5	5,479.3	4,774.8	130,445.9	235,900.4	51,420.0	64,914.5	107,221.2	0.0	107,221.2				
63	PT Victoria Insurance	4,896.5	(748.2)	9.1	0.0	0.0	(1.6)	(4,321.6)	(3.8)	0.0	1,006.2	10,987.0	17.7	(16.6)				
64	PT Asuransi Vidai	3,132.9	880.0	197.3	0.0	0.0	70.1	667.3	0.0	0.0	76.8	1,789.7	588.6	715.9				
65	PT Asuransi Wahana Tata	635,683.6	104,751.6	10,676.6	103.6	0.0	2,504.5	212,588.2	140,868.7	11,124.4	40,890.7	215,519.1	93,020.9	112,745.8				
66	PT Asuransi Wanamekar Handayani	0.0	0.0	0.0	0.0	0.0	0.0	0.0	0.0	0.0	0.0	0.0	0.0	0.0				
67	PT Asuransi Mitra Pelindung Mustika 'new	980.0	0.0	0.0	0.0	0.0	0.0	367.5	299.5	0.0	117.7	430.7	0.0	406.3				
<b>JUMLAH / SUB TOTAL</b>		<b>7,039,643.9</b>	<b>872,950.7</b>	<b>920,600.7</b>	<b>451,688.6</b>	<b>50,178.9</b>	<b>114,717.8</b>	<b>2,213,153.7</b>	<b>2,943,788.8</b>	<b>1,026,799.4</b>	<b>740,217.8</b>	<b>2,030,919.6</b>	<b>728,150.2</b>	<b>906,530.8</b>	<b>1,852,539.0</b>			
<b>PATUNGAN / JOINT VENTURE :</b>																		
1	PT ACE INA Insurance	53,710.0	14,730.0	12,584.0	0.0	18,876.0	0.0	5,544.0	0.0	56,472.0	2,806.0	11,230.0	25,742.0	27,566.0	9,406.0			
2	PT Asuransi Allianz Utama Indonesia	136,788.1	30,621.3	6,588.4	20.1	22,788.7	1,174.5	12,338.0	90,287.9	23,233.5	14,254.9	22,785.1	32,170.2	47,025.0	7,930.2			
3	PT Asuransi Axa Indonesia	66,678.2	7,202.2	10,413.7	0.0	446.3	3,107.0	1,146.0	5,037.0	45,973.2	5,511.7	19,584.5	15,246.6	12,633.9	22,197.2			
4	PT Bess Central Insurance	3,110.7	824.7	0.0	0.0	0.0	0.0	2,057.5	151.2	6.4	513.6	884.4	71.3	353.8	601.9			
5	PT Charis Insurance Indonesia	191,144.3	18,693.4	10,208.6	6,735.7	1,571.8	1,367.7	13,213.3	80,764.8	42,744.8	35,050.4	87,226.8	4,008.0	87,726.8				
6	PT China Tailoring Insurance Indonesia	49,957.7	9,787.2	0.0	0.0	0.0	0.0	12,742.9	2,085.3	25,718.6	11,467.0	11,090.8	5,165.2	5,518.1				
7	PT Asuransi CHUBB Indonesia	0.0	0.0	0.0	0.0	0.0	0.0	0.0	0.0	0.0	0.0	0.0	0.0	0.0				
8	PT Asuransi Hajjin Korido	37,081.5	5,689.3	1,359.6	43.1	0.0	92.2	24,788.3	1,947.2	11,110.8	9,791.3	4,647.8	2,346.8	255.2				
9	PT KSK Insurance Indonesia	0.0	0.0	0.0	0.0	0.0	0.0	0.0	0.0	0.0	0.0	0.0	0.0	0.0				
10	PT LG Insurance Indonesia	51,984.2	3,446.7	201.1	0.0	0.0	0.0	3,777.9	0.0	66,397.4	8,843.3	(12,593.4)	2,731.7	4,571.8				
11	PT MAA General Insurance	78,254.5	15,505.2	21,050.8	535.3	0.0	4,042.8	71,355.1	32,631.3	3,767.9	9,806.8	(17,654.9)	12,506.3	15,372.2				
12	PT Asuransi Mandiri Axa General Indonesia	44,235.0	3,802.0	186.0	0.0	0.0	65.0	17,645.0	139.0	0.0	3,667.0	26,437.0	4,892.0	23,452.0				
13	PT Asuransi MSIG Indonesia	651,356.6	42,160.0	25,102.8	17.7	1,504.8	10,430.7	58,900.1	142,604.0	464,681.3	127,837.7	87,043.6	18,102.9	18,091.5				
14	PT Asuransi Nipponkoa Indonesia	191,670.6	24,541.8	14,029.1	0.0	0.0	2,331.2	68,839.7	7,299.6	112,282.3	36,010.9	28,416.3	11,042.1	14,573.6				
15	PT Asuransi OBE Pool Indonesia	84,140.0	12,616.0	0.0	0.0	0.0	0.0	4,082.0	2,155.0	49,151.0	1,080.0	17,216.0	0.0	17,216.0				
16	PT Asuransi Samsung Tugu	59,327.0	4,106.0	57,493.0	11,310.0	10,491.0	13,512.0	28,888.0	79,752.0	0.0	25,927.0	38,290.0	0.0	38,290.0				
17	PT Sampo Japan Insurance Indonesia	121,143.6	11,157.4	15,211.1	0.0	0.0	3,387.7	16,010.5	103,963.6	12,637.0	31,983.7	21,182.1	47,427.0	60,697.7				
18	PT Asuransi Tokai Marine Indonesia	258,324.5	23,874.6	17,363.6	2,363.0	301.7	3,778.7	41,886.6	171,567.5	48,891.9	66,991.1	58,944.7	12,806.3	14,182.5				
19	PT Zurich Insurance Indonesia	203,362.7	14,156.4	1,760.1	0.0	0.0	219.7	15,041.9	0.0	120,928.2	121,720.5	176,523.2	0.0	176,523.2				
<b>JUMLAH / SUB TOTAL</b>		<b>2,281,269.3</b>	<b>242,814.0</b>	<b>193,571.8</b>	<b>21,024.8</b>	<b>55,980.3</b>	<b>43,503.1</b>	<b>398,256.4</b>	<b>720,385.4</b>	<b>1,083,996.1</b>	<b>515,262.8</b>	<b>678,153.9</b>	<b>194,258.3</b>	<b>248,301.1</b>	<b>524,111.1</b>			
<b>REASURANSI / REINSURANCE :</b>																		
1	PT Reasuransi Internasional Indonesia	0.0	0.0	280,636.4	4,608.4	2,424.6	69,950.0	7,945.2	68,918.3	6,014.0	1,982.9	136,779.7	45,161.8	54,664.7				
2	PT Maskapai Reasuransi Indonesia	0.0	0.0	58,865.4	11,277.8	0.0	17,784.2	0.0	16,271.1	0.0	0.0	34,087.9	19,924.3	13,635.2				
3	PT Reasuransi Nasional Indonesia	0.0	0.0	286,796.0	28,713.0	0.0	81,974.0	7,499.0	35,136.0	0.0	289.0	192,189.0	49,348.9	76,874.8				
4	PT Tugu Reasuransi Indonesia	0.0	0.0	248,103.5	21,210.3	4,428.6	58,396.6	25,599.9	38,442.8	694.6	2,970.9	153,579.5	47,667.8	64,517.3				
<b>JUMLAH / SUB TOTAL</b>		<b>0.0</b>	<b>0.0</b>	<b>872,401.3</b>	<b>68,809.5</b>	<b>6,853.2</b>	<b>228,149.7</b>	<b>41,044.1</b>	<b>188,768.2</b>	<b>6,708.6</b>	<b>5,242.8</b>	<b>516,636.1</b>	<b>162,102.7</b>	<b>209,891.9</b>	<b>469,046.9</b>			
<b>JUMLAH SELURUHNYA</b>		<b>9,820,913.2</b>	<b>1,115,764.8</b>	<b>1,986,573.8</b>	<b>539,522.9</b>	<b>113,012.3</b>	<b>386,370.6</b>	<b>2,852,454.2</b>	<b>3,822,942.2</b>	<b>2,117,504.1</b>	<b>1,260,723.4</b>	<b>3,125,709.7</b>	<b>1,084,511.2</b>	<b>1,364,523.8</b>	<b>2,845,697.1</b>			
<b>GRAND TOTAL</b>																		

**Keterangan / notes :**

\*) Tidak menyimpulkan LaporanHave Not Submitted Annual Report

\*\*) Telah dicabut izin usaha 2012/licenses have been revoked

TABEL 2.11.2/TAHL.2.11.2  
PREMI USAHA ASURANSI UMUM DAN REASURANSI TAHUN 2012  
PREMIUMS OF GENERAL INSURANCE AND REINSURANCE BUSINESS IN 2012  
Lini Usaha : Kendaraan Bermotor  
Line of Business : Motor Vehicle

No	Nama Perusahaan Name of company	Pos Langsung DIRECT BUSINESS	REASURANSI DAN KOMISI					OUTWARD			CADANGAN PREMI PREMIUM RESERVES			Pendapatan Premi INCOME PREMIUMS	
			(3)	(4)	(5)	(6)	(7)	(8)	(9)	(10)	(11)	(12)	(13)		(14)
(1)	(2)	(3)	(4)	(5)	(6)	(7)	(8)	(9)	(10)	(11)	(12)	(13)	(14)	(15)	(16)
SWASTA NASIONAL / PRIVATE :															
1	PT Asuransi Adira Dinamika	1.096.120,3	35.621,2	120,5	0,0	0,0	51.728,2	57.435,7	499.981,0	498.781,7	499.554,9	969.207,7	969.207,7	969.207,7	969.207,7
2	PT Asuransi Afiarindo	19.851,0	4.373,1	0,0	0,0	0,0	131,1	195,3	683,6	7,4	14.475,2	4.338,4	7.964,9	10.948,7	10.948,7
3	PT ArthaGraha General Insurance	6.519,7	209,7	0,0	0,0	0,0	42,9	905,2	0,0	14,2	5.376,0	0,0	0,0	5.376,0	5.376,0
4	PT Asuransi Asoka Mas	71.848,9	12.780,7	58,7	0,0	0,0	77,2	6,6	69.237,5	0,0	33.041,8	1.796.097,7	811.151,5	890.869,0	1.716.380,3
5	PT Asuransi Astra Utama	2.296.431,5	464.214,7	136,7	0,0	0,0	0,0	0,0	69.237,5	0,0	8.607,1	0,0	0,0	0,0	8.607,1
6	PT Avisti General Insurance	12.956,4	2.870,8	0,0	0,0	0,0	548,6	929,9	0,0	0,0	131,2	20.420,7	8.987,3	8.168,4	21.239,5
7	PT Asuransi Bangun Askrinda	26.569,4	5.774,3	623,9	0,0	0,0	206,5	583,2	340,0	0,0	0,0	16.494,1	4.133,0	6.997,6	14.029,4
8	PT Batavia Millratama Insurance	16.948,9	224,9	0,0	0,0	0,0	130,0	0,0	0,0	0,0	82,1	5.442,5	1.584,8	2.177,0	4.850,3
9	PT Berkali Insurance	7.806,8	2.117,1	0,0	0,0	0,0	329,2	0,0	0,0	0,0	198,4	1.201,1	446,6	480,4	1.167,3
10	PT Asuransi Bhakti Bhayangkara	1.949,4	398,2	23,7	0,0	0,0	3,4	568,8	0,0	0,0	0,0	230,1	466.299,1	0,0	0,0
11	PT Asuransi Bina Dana Afta Tbk.	663.817,9	8.880,9	0,0	0,0	0,0	2.667,4	206.200,6	0,0	0,0	163,4	5.621,1	2.667,6	2.852,0	5.436,6
12	PT Asuransi Binagriya Upahara	7.174,9	1.506,3	0,0	0,0	0,0	811,0	0,0	0,0	0,0	148,3	58.906,4	15.579,7	23.562,6	59.923,6
13	PT Asuransi Bintang Tbk.	72.235,0	13.073,1	119,6	0,0	0,0	523,4	0,0	0,0	0,0	298,1	16.089,9	2.542,6	6.450,0	12.182,5
14	PT Asuransi Bosowa Periskop	28.128,0	7.188,7	0,0	0,0	0,0	5.127,5	0,0	0,0	0,0	318,4	60.561,2	29.929,5	32.061,1	58.429,6
15	PT Asuransi Brinng Sejahtera Artanaktur	31.070,1	6.226,8	0,0	0,0	0,0	3.749,8	0,0	0,0	0,0	21,1	21.411,9	0,0	0,0	21.411,9
16	PT Asuransi Buana Independent	83.263,0	19.979,7	144,3	0,0	0,0	2.790,2	464,3	0,0	0,0	388,2	60.561,2	29.929,5	32.061,1	58.429,6
17	PT Asuransi Umum Bumpu Mula 1967	81.598,0	19.465,0	2.182,0	0,0	0,0	634,0	0,0	0,0	0,0	26,0	61.911,0	32.016,0	38.796,0	55.131,0
18	PT Asuransi Central Asia	774.718,0	88.639,0	30,0	796,0	0,0	4.228,0	1.598,0	0,0	0,0	335,0	680.077,0	387.598,0	380.675,0	676.991,0
19	PT Central Sejahtera Insurance	106.375,0	676,2	37,2	0,0	0,0	3,1	1.039,1	498,7	0,0	1,3	104.196,3	12.940,9	43.125,2	74.012,0
20	PT Citra International Underwriters	1.075,0	0,0	0,0	0,0	0,0	161,0	0,0	0,0	0,0	0,0	914,0	0,0	0,0	914,0
21	PT Asuransi Davin Mitra Tbk.	43.707,9	2.940,6	850,8	0,0	0,0	127,6	771,2	795,9	0,0	67,3	39.990,6	24.462,2	24.426,9	40.026,0
22	PT Asuransi Eka Lloyd Tbk.	11.677,0	209,3	0,6	0,0	0,0	249,3	514,6	0,0	0,0	8,8	10.712,5	3.397,9	4.285,0	9.825,4
23	PT Asuransi Elspor Indonesia (Persero)	(1.613,4)	715,1	0,0	0,0	0,0	715,1	0,0	0,0	0,0	0,0	66,7	0,0	0,0	66,7
24	PT Asuransi Herta Aman Pratama Tbk.	115.189,2	28.832,2	441,5	0,0	0,0	604,2	494,4	0,0	0,0	9,1	85.658,1	22.205,1	36.008,5	71.854,7
25	PT Asuransi Himalaya Pelindung	55.584,4	4.848,6	0,0	0,0	0,0	346,8	6.703,8	0,0	0,0	68,3	43.553,6	27.320,3	17.421,4	53.452,4
26	PT Asuransi Indrapura	100.446,5	10.854,9	1,0	0,0	0,0	28.039,6	0,0	0,0	0,0	8,0	69.606,9	43.423,2	46.841,5	66.188,5
27	PT Asuransi Inta Asia	20.773,9	4.161,5	3,8	0,0	0,0	626,3	9,7	0,0	0,0	15.980,3	7.374,9	5.063,6	18.271,5	18.271,5
28	PT MNC Asuransi Indonesia	37.864,3	6.146,0	1,3	0,0	0,0	3.953,4	6,35	0,0	0,0	124,8	27.827,6	5.863,1	12.409,3	21.281,4
29	PT Asuransi Jasa Indonesia (Persero)	279.651,0	45.991,2	443,9	0,0	0,0	41,1	0,0	0,0	0,0	0,0	234.178,7	160.985,0	141.489,0	253.664,7
30	PT Asuransi Jasa Raharja Putera	134.618,0	32.972,7	69,9	0,0	0,0	25,8	25.792,3	0,0	0,0	10,3	86.210,6	0,0	0,0	86.210,6
31	PT Asuransi Jasa Tanta Tbk.	0,0	4.349,6	38.387,7	0,0	0,0	0,0	775,5	0,0	0,0	13,1	33.276,7	13.507,3	13.310,3	33.472,7
32	PT Asuransi Jaya Proteksi	441.434,5	7.657,6	2.312,1	0,0	0,0	1,3	6.433,0	8.622,8	2.216,1	30,4	418.847,2	545.605,0	550.725,4	413.726,8
33	PT Jaya Proteksi Takaful	0,0	0,0	0,0	0,0	0,0	0,0	0,0	0,0	0,0	0,0	0,0	0,0	0,0	0,0
34	PT Asuransi Karyamas Sentralindo *)	0,0	0,0	0,0	0,0	0,0	0,0	0,0	0,0	0,0	0,0	0,0	0,0	0,0	0,0
35	PT Asuransi Kredit Indonesia (Persero)	82.519,0	15.112,7	71,0	0,0	0,0	0,0	2.806,0	423,0	0,0	57,2	64.823,5	38.335,0	44.133,0	59.025,5
36	PT Lippo General Insurance Tbk.	0,0	0,0	0,0	0,0	0,0	0,0	0,0	0,0	0,0	0,0	0,0	0,0	0,0	0,0
37	PT Asuransi Malpark Indonesia	0,0	0,0	0,0	0,0	0,0	0,0	0,0	0,0	0,0	0,0	0,0	0,0	0,0	0,0
38	PT Malacca Trust Wuwungan Insurance	37.753,3	4.401,7	0,0	0,0	0,0	354,1	0,0	0,0	0,0	2,3	32.999,9	0,0	3.579,7	29.420,2
39	PT Asuransi Meca Prima	142.004,5	5.808,5	0,0	0,0	0,0	2.374,3	226,3	0,0	0,0	59,2	134.187,6	0,0	0,0	134.187,6
40	PT Asuransi Meca Pratama	5.623,9	1.106,3	1.429,5	0,0	0,0	546,8	471,9	0,0	0,0	9,8	4.932,2	1.627,8	1.975,3	4.950,7
41	PT Asuransi Mitra Mapanva	122.421,0	3.239,8	39,4	0,0	0,0	1.274,4	839,3	0,0	0,0	89,2	117.191,2	41.885,9	46.860,5	112.196,6
42	PT Asuransi Multi Artha Guna	300.346,5	72.712,3	6,8	0,0	0,0	4.944,2	2.541,5	0,0	0,0	1.604,2	221.759,6	83.949,8	114.627,4	191.081,9
43	PT Pan Pacific Insurance	153.881,8	(646,6)	1,6	0,0	0,0	16.193,5	0,0	0,0	0,0	5,6	143.944,2	37.524,9	57.219,4	124.249,7
44	PT Panin Insurance Tbk.	49.611,4	11.853,7	0,0	0,0	0,0	130,2	83,7	0,0	0,0	37,5	34.543,8	19.862,5	19.752,2	37.654,1
45	PT Asuransi Parolamas	25.233,0	7.101,0	(2,0)	0,0	0,0	1.912,0	0,0	0,0	0,0	49,0	16.708,0	5.659,0	7.179,0	15.188,0
46	PT Asuransi Puri Asih **)	0,0	0,0	0,0	0,0	0,0	0,0	0,0	0,0	0,0	0,0	0,0	0,0	0,0	0,0
47	PT Asuransi Purna Araningraha	9.270,2	3.661,0	847,3	0,0	0,0	1.419,1	0,0	0,0	0,0	103,9	5.141,4	5.632,6	2.668,6	8.275,4
48	PT Asuransi Raksa Pratikara	396.685,1	66.346,1	0,0	0,0	0,0	920,7	12.281,6	0,0	0,0	109,9	317.266,5	124.179,7	166.065,1	275.381,1
49	PT Asuransi Rama Satria Wibawa	100.446,3	21.932,6	87,4	0,0	0,0	19,6	240,2	87,3	0,0	60,4	78.308,3	27.041,7	31.323,3	74.026,6
50	PT Asuransi Ramayana Tbk.	248.679,0	15.188,0	31,0	0,0	0,0	2,0	11.565,0	311,0	0,0	588,0	222.212,0	41.640,0	34.164,0	229.688,0
51	PT Asuransi Raya	35.922,3	375,6	0,0	0,0	0,0	964,3	0,0	0,0	0,0	1,3	34.583,7	6.683,2	13.705,2	27.561,7

No	Nama Perusahaan Name Of company	REASURANSI DAN KOMISI			OUTWARD			CADANGAN PREMI			Pendapatan Premi INCOME PREMIUMS				
		Pos Langsung DIRECT BUSINESS	Komisi COMISIONS	Dalam Negeri DOMESTIC	ASEAN ASEAN	Lainnya OTHERS	ASEAN ASEAN	Dalam Negeri DOMESTIC	ASEAN ASEAN	Lainnya OTHERS		Premi Netto NET PREMIUMS	Tahun Lalu PAST YEAR	Tahun Berjalan CURRENT YEAR	
(1)	(2)	(3)	(4)	(5)	(6)	(7)	(8)	(9)	(10)	(11)	(12)	(13)	(14)	(15)	(16)
52	PT Asuransi Recaptial	10.580,9	270,6	0,0	0,0	0,0	0,0	1.401,6	0,0	0,0	6,3	8.914,9	0,0	0,0	8.914,9
53	PT Asuransi Reliance Indonesia	37.123,2	7.949,2	24,1	0,0	0,0	0,0	27,1	119,5	0,0	3,0	29.054,5	8.633,9	20.072,5	17.615,9
54	PT Sarana Lindung Upaya	4.562,2	1.052,2	16,2	0,0	0,0	(2,2)	2.866,5	0,0	0,0	950,8	1.612,7	656,3	645,1	1.623,9
55	PT Asuransi Sinar Mas	1.029.526,5	256.632,7	4.880,8	226,5	1.399,2	1.399,2	132,3	95.317,3	0,0	29,7	681.162,0	312.642,6	272.464,8	721.339,8
56	PT Maskapai Asuransi Sonwells	3.026,1	488,6	0,0	0,0	0,0	0,0	21,5	73,5	0,0	0,0	2.442,5	1.026,1	917,0	2.491,6
57	PT Asuransi Sumit Oto	0,0	0,0	0,0	0,0	0,0	0,0	0,0	0,0	0,0	0,0	0,0	0,0	0,0	0,0
58	PT Staco Mandiri	6.492,5	1.307,6	262,5	0,0	0,0	78,7	1.144,2	18,5	0,0	499,3	4.705,3	948,6	1.882,2	3.771,8
59	PT Asuransi Tri Pakarta	171.652,0	34.053,6	13.741,8	0,0	0,0	4.119,4	3.983,1	0,0	0,0	2.438,9	145.666,6	0,0	0,0	145.666,6
60	PT Asuransi Tugu Kresna Pratama	1.882,3	393,5	52,2	0,0	0,0	6,8	710,3	718,4	0,0	454,2	559,6	260,3	163,2	656,8
61	PT Asuransi Takaful Ummu	0,0	0,0	0,0	0,0	0,0	0,0	0,0	0,0	0,0	0,0	0,0	0,0	0,0	0,0
62	PT Tugu Pratama Indonesia	4.610,3	238,5	0,0	0,0	0,0	0,0	0,0	0,0	0,0	0,0	4.373,8	0,0	0,0	4.373,8
63	PT Victoria Insurance	1.381,8	(131,1)	0,0	0,0	0,0	0,0	(782,2)	0,0	0,0	205,4	2.500,6	93,0	(31,7)	2.625,3
64	PT Asuransi Videl	184,6	46,0	0,0	0,0	0,0	0,0	123,8	0,0	0,0	35,5	50,4	26,0	20,1	56,2
65	PT Asuransi Wahana Tata	495.955,4	33.613,1	0,0	0,0	0,0	0,0	31.846,2	13.940,2	57,0	9.507,6	426.006,6	144.477,4	180.044,8	390.439,1
66	PT Asuransi Wanamekar Handayani	0,0	0,0	0,0	0,0	0,0	0,0	0,0	0,0	0,0	0,0	0,0	0,0	0,0	0,0
67	PT Asuransi Mitra Pelindung Mustika 'new	1.967,3	21	0,0	0,0	0,0	0,0	71,3	695,5	0,0	225,7	1.424,2	0,0	1.118,5	305,7
<b>JUMLAH / SUB TOTAL</b>		<b>10.145.430,8</b>	<b>1.407.687,5</b>	<b>69.132,8</b>	<b>1.022,5</b>	<b>116,2</b>	<b>8.273,3</b>	<b>230.979,0</b>	<b>483.501,8</b>	<b>2.965,8</b>	<b>96.729,9</b>	<b>8.179.134,8</b>	<b>3.596.398,9</b>	<b>3.871.967,8</b>	<b>7.903.566,0</b>
<b>PATUNGAN / JOINT VENTURE :</b>															
1	PT ACE INA Insurance	0,0	7.295,0	0,0	0,0	0,0	0,0	0,0	0,0	0,0	90,0	(6.394,0)	0,0	0,0	(6.394,0)
2	PT Asuransi Allianz Utama Indonesia	158.245,7	27.448,8	0,0	0,0	0,0	0,0	497,6	612,0	0,0	114,6	129.805,0	105.592,6	51.627,2	183.770,3
3	PT Asuransi Axa Indonesia	67.275,3	7.202,2	8,1	0,0	0,0	3.107,1	21,5	0,0	167,3	5.574,7	62.389,9	25.176,5	31.510,8	56.036,7
4	PT Bess Central Insurance	21.904,4	619,1	6,7	0,0	0,0	2,0	1.180,7	27,1	0,0	104,7	20.206,8	5.405,7	8.094,2	17.518,3
5	PT Chartis Insurance Indonesia	61.963,1	11.286,7	0,0	0,0	30,7	0,0	218,6	7.066,5	1.027,7	167,0	42.561,3	16.960,0	16.960,0	42.561,3
6	PT China Taiping Insurance Indonesia	8.420,1	316,6	0,0	0,0	0,0	0,0	259,9	26,0	0,0	45,1	7.541,3	6.390,0	6.390,0	6.991,5
7	PT Asuransi CHUBB Indonesia	0,0	0,0	0,0	0,0	0,0	0,0	0,0	0,0	0,0	0,0	0,0	0,0	0,0	0,0
8	PT Asuransi Haijin Komindo	3.067,8	52,6	54,8	0,0	0,0	6,9	1.516,5	286,7	1.062,1	624,3	822,3	198,9	103,0	918,2
9	PT KSK Insurance Indonesia	0,0	0,0	0,0	0,0	0,0	0,0	0,0	0,0	0,0	0,0	0,0	0,0	0,0	0,0
10	PT LIG Insurance Indonesia	32.748,5	3.927,7	0,0	0,0	0,0	0,0	57,6	0,0	518,4	0,0	28.244,7	7.621,1	13.735,3	22.130,5
11	PT MAA General Insurance	19.999,6	9.382,4	0,0	0,0	0,0	0,0	232,2	0,0	0,0	5,1	10.390,1	5.700,0	9.763,2	6.826,9
12	PT Asuransi Mandiri Axa General Indonesia	124.713,0	507,0	0,0	0,0	0,0	0,0	708,0	0,0	0,0	310,0	123.808,0	1.464,0	105.045,0	20.228,0
13	PT Asuransi MISC Indonesia	153.871,9	12.376,5	10,5	0,0	0,0	0,0	371,0	0,0	2.763,6	550,7	138.933,1	173.286,4	165.339,0	146.860,5
14	PT Asuransi Nipponkoa Indonesia	16.174,5	3.861,2	0,0	0,0	0,0	0,0	1.916,6	14,9	0,0	705,0	10.695,9	4.362,0	4.564,7	10.493,2
15	PT Asuransi OBE Pool Indonesia	22.988,0	3.619,0	0,0	0,0	0,0	0,0	0,0	0,0	254,0	0,0	19.115,0	0,0	0,0	19.115,0
16	PT Asuransi Samsung Tugu	8.070,0	1.434,0	0,0	0,0	0,0	0,0	84,0	756,0	0,0	0,0	5.796,0	0,0	0,0	5.796,0
17	PT Sampo Japan Insurance Indonesia	41.091,5	7.799,1	0,0	0,0	0,0	0,0	31,8	394,5	0,0	0,0	32.866,0	8.707,6	24.167,8	17.405,8
18	PT Asuransi Tokio Marine Indonesia	219.083,0	43.569,9	(5,9)	0,0	0,0	0,0	188,5	31,9	0,0	47,6	175.354,4	81.996,9	114.253,2	143.098,0
19	PT Zurich Insurance Indonesia	120.953,6	21.290,5	0,0	0,0	0,0	0,0	7.024,3	0,0	983,0	274,1	91.929,9	0,0	0,0	91.929,9
<b>JUMLAH / SUB TOTAL</b>		<b>1.080.569,8</b>	<b>161.984,3</b>	<b>74,1</b>	<b>0,0</b>	<b>30,7</b>	<b>3.116,0</b>	<b>14.288,9</b>	<b>9.215,7</b>	<b>7.467,9</b>	<b>9.423,8</b>	<b>894.045,7</b>	<b>442.861,7</b>	<b>551.604,3</b>	<b>785.303,1</b>
<b>REASURANSI / REINSURANCE :</b>															
1	PT Reasuransi International Indonesia	0,0	0,0	86.183,1	0,0	26,8	25.731,3	0,0	882,4	0,0	0,0	59.596,3	21.467,7	23.838,5	57.225,5
2	PT Maskapai Reasuransi Indonesia	0,0	0,0	11.547,5	1.049,2	0,0	2.596,9	0,0	0,0	0,0	0,0	9.997,7	3.562,1	3.999,1	9.560,7
3	PT Reasuransi Nasional Indonesia	0,0	0,0	55.451,0	6.878,0	0,0	18.041,0	0,0	0,0	0,0	0,0	44.288,0	9.298,0	17.714,0	35.872,0
4	PT Tugu Reasuransi Indonesia	0,0	0,0	14.708,4	6.232,3	1.463,2	4.814,1	0,0	0,0	0,0	0,0	17.589,7	4.447,3	7.363,0	14.674,0
<b>JUMLAH / SUB TOTAL</b>		<b>0,0</b>	<b>0,0</b>	<b>167.889,9</b>	<b>14.169,4</b>	<b>1.490,0</b>	<b>51.185,3</b>	<b>0,0</b>	<b>882,4</b>	<b>0,0</b>	<b>0,0</b>	<b>131.471,7</b>	<b>38.775,1</b>	<b>52.914,6</b>	<b>117.322,2</b>
<b>JUMLAH SELURUHNYA</b>		<b>11.226.000,7</b>	<b>1.569.577,8</b>	<b>237.096,9</b>	<b>15.181,9</b>	<b>1.637,0</b>	<b>62.574,6</b>	<b>245.248,0</b>	<b>483.698,8</b>	<b>10.423,7</b>	<b>106.153,7</b>	<b>9.204.662,2</b>	<b>4.078.035,7</b>	<b>4.476.486,6</b>	<b>8.806.201,3</b>
<b>GRAND TOTAL</b>															

Keterangan / notes :

\*) Tidak menyampaikan Laporan/Have Not Submitted Annual Report  
 \*\*) Telah dicabut Izin usaha Tahun 2012/licenses have been revoked

TABEL 2.11.3/TABLE 2.11.3  
PREMI USHAH ASURANSI UMUM DAN REASURANSI TAHUN 2012  
PREMIUMS OF GENERAL INSURANCE AND REINSURANCE BUSINESS IN 2012  
Lini Usaha : Pengangkutan  
Line of Business : Marine Cargo

No	Nama Perusahaan Name of Company	Pos Langsung DIRECT BUSINESS	REASURANSI DAN KOMISI			OUTWARD			CADANGAN PREMI PREMIUM RESERVES			Pendapatan Premi INCOME PREMIUMS		
			(3)	(4)	(5)	(6)	(7)	(8)	(9)	(10)	(11)		(12)	(13)
SWASTA NASIONAL / PRIVATE :														
1	PT Asuransi Adira Dinemika	21.760,2	3.883,4	14,9	6.076,9	4.390,7	2.270,8	9.694,9	887,3	2.031,6	8.550,6	8.550,6		
2	PT Asuransi Arianindo	6.643,5	608,5	0,0	2.721,7	282,7	0,0	3.731,6	355,0	294,5	3.632,1	3.632,1		
3	PT Anugraha General Insurance	11.008,6	903,6	16,6	6.119,9	0,0	158,8	9.667,4	0,0	0,0	9.667,4	9.667,4		
4	PT Asuransi Asoka Mas	2.218,6	485,4	23,2	485,4	0,0	118,1	1.288,6	56,9	128,9	1.216,7	1.216,7		
5	PT Asuransi Astra Buana	133.177,1	3.573,1	799,8	9.520,0	28.686,4	0,0	10.780,2	102.823,3	38.379,7	93.552,8	93.552,8		
6	PT Avanti General Insurance	905,0	114,0	0,0	537,8	141,3	0,0	182,9	294,8	0,0	294,8	294,8		
7	PT Asuransi Bangun Askrida	3.290,3	815,7	151,1	969,9	144,3	0,0	1.651,9	85,9	165,2	1.572,6	1.572,6		
8	PT Batavia Mitratama Insurance	0,0	0,0	0,0	0,0	0,0	0,0	0,0	0,0	0,0	0,0	0,0		
9	PT Berdikari Insurance	9.983,9	2.972,7	0,0	1.756,0	3,5	0,0	393,9	5.645,6	497,2	5.64,5	5.64,5		
10	PT Asuransi Bhakti Bhayangkara	2.406,1	535,2	238,6	0,0	0,0	50,3	1.829,9	1.406,4	78,8	1.40,6	1.40,6		
11	PT Asuransi Bina Dana Aifa Tbk	6.123,8	572,7	0,0	2.430,4	583,4	0,0	586,3	3.123,6	0,0	3.123,6	3.123,6		
12	PT Asuransi Binagriya Upakara	2.499,5	538,7	0,0	1.157,2	8,2	0,0	335,8	1.131,3	94,9	1.28,3	1.07,3		
13	PT Asuransi Bintang Tbk	15.699,8	2.894,4	142,8	0,0	0,0	5,2	375,1	10.977,2	4.151,0	4.390,9	10.737,3		
14	PT Asuransi Bosowa Perisikop	19.827,5	2.801,4	0,5	0,0	0,0	0,0	3.940,0	1.007,4	14.294,0	2.895,9	13.117,2		
15	PT Asuransi Binjini Sejahtera Aritamakmur	7.192,5	1.676,4	0,0	3.844,4	0,0	0,0	882,8	2.584,5	0,0	2.584,5	2.584,5		
16	PT Asuransi Buana Independent	28.607,0	7.080,4	58,7	3.804,8	5.377,5	0,0	403,1	12.814,9	2.390,1	1.477,6	13.727,5		
17	PT Asuransi Umum Bumpulera Muda 1967	12.660,0	2.770,0	835,0	0,0	0,0	188,0	8.260,0	0,0	0,0	8.260,0	8.260,0		
18	PT Asuransi Central Asia	95.472,0	11.532,0	364,0	183,0	34.323,0	12.146,0	21.035,0	33.424,0	7.241,0	9.638,0	31.027,0		
19	PT Central Sejahtera Insurance	5.164,5	901,0	20,3	0,0	4,3	246,6	4.632,6	0,0	1.171,1	515,3	474,7		
20	PT Citra International Underwriters	484,0	1,0	0,0	295,0	0,0	0,0	59,0	247,0	61,0	24,0	284,0		
21	PT Asuransi Dayin Mitra Tbk	36.738,3	2.761,7	21,2	0,0	435,5	13.588,1	3.088,4	4.812,3	21.698,0	128,5	87,2		
22	PT Asuransi Eka Lloyd Java	19.986,5	1.333,8	0,0	353,3	10.784,0	5.020,2	4.539,4	509,7	453,9	4.59,1	4.59,1		
23	PT Asuransi Elspor Indonesia (Persero)	26.325,4	(67,0)	5.255,0	0,0	2.244,1	1.664,6	12.882,6	8.607,4	0,0	2.343,4	8.895,4		
24	PT Asuransi Herla Aman Pratama Tbk	7.401,4	3.547,4	29,2	0,0	1.893,9	1.305,7	0,0	484,2	1.465,7	330,7	1.46,9		
25	PT Asuransi Himalaya Pelelindung	13.827,5	1.897,6	69,9	0,0	2.820,9	3.204,3	0,0	976,6	6.927,6	522,1	692,8		
26	PT Asuransi Indrapura	47.051,3	10.389,0	1,9	0,0	4.323,7	24.556,4	6.124,1	8.465,3	10.125,4	1.210,6	9.710,4		
27	PT Asuransi Intira Asia	6.909,2	775,6	0,0	781,8	57,5	0,0	121,8	5.416,1	1.749,3	2.941,7	4.223,7		
28	PT MNC Asuransi Indonesia	2.604,4	503,0	0,5	0,0	2.129,0	0,0	0,0	546,0	518,9	52,4	516,0		
29	PT Asuransi Jasa Indonesia (Persero)	80.330,7	15.336,5	1.880,8	0,0	2.137,0	7.994,5	0,0	10.490,1	51.532,1	2.321,1	1.128,0		
30	PT Asuransi Jasa Raharja Putera	15.371,3	3.727,5	1.285,0	0,0	4.285,5	0,0	1.291,9	9.491,8	0,0	0,0	9.491,8		
31	PT Asuransi Jasa Tania Tbk	19.626,2	5.984,6	28,7	0,0	7,8	5.119,5	0,0	1.010,7	9.573,8	635,0	957,4		
32	PT Asuransi Jaya Proteksi	50.254,6	6.452,7	15,0	0,0	4,2	12.043,8	4.161,8	24.001,9	3.395,7	7.000,9	401,7		
33	PT Jaya Proteksi Takatuli	0,0	0,0	0,0	0,0	0,0	0,0	0,0	0,0	0,0	0,0	0,0		
34	PT Asuransi Kanyamas Sentralindo *)	0,0	0,0	0,0	0,0	0,0	0,0	0,0	0,0	0,0	0,0	0,0		
35	PT Asuransi Kredit Indonesia (Persero)	0,0	0,0	0,0	0,0	0,0	0,0	0,0	0,0	0,0	0,0	0,0		
36	PT Lippo General Insurance Tbk	20.438,0	3.320,0	0,0	0,0	4.885,0	4.081,0	0,0	1.691,2	9.760,3	1.203,0	1.430,0		
37	PT Asuransi Maripark Indonesia	0,0	0,0	0,0	0,0	0,0	0,0	0,0	0,0	0,0	0,0	0,0		
38	PT Malacca Trust Wuwungan Insurance	593,6	113,4	0,0	448,8	0,0	0,0	134,9	165,2	0,0	4,4	160,9		
39	PT Asuransi Umum Mega	9.206,0	1.001,2	5,8	0,0	3.341,9	1.426,3	0,0	1.263,9	4.704,8	1.106,9	1.092,2		
40	PT Asuransi Mega Pratama	13.237,9	2.735,4	1.662,5	0,0	4.114,7	1.725,5	1.067,1	8.032,9	669,4	803,3	7.899,0		
41	PT Asuransi Mera Mabaraya	9.604,8	678,5	8,1	0,0	1.893,1	2.619,8	0,0	699,5	5.320,9	2.711,4	2.394,5		
42	PT Asuransi Muli Atria Guna	10.351,6	2.083,7	125,7	0,0	2,4	1.429,9	931,3	0,0	450,8	6.480,8	584,3		
43	PT Pan Pacific Insurance	5.758,9	1.152,5	4,8	0,0	4.286,3	0,0	0,0	1.165,3	1.490,2	127,6	183,6		
44	PT Panin Insurance Tbk	9.881,3	161,8	507,6	0,0	0,0	3,3	1.967,7	692,1	9.371,5	5.482,9	6.095,0		
45	PT Asuransi Paralamas	22.153,0	6.377,0	23,0	0,0	13.274,0	0,0	2.978,0	5.466,0	1.343,0	547,0	6.262,0		
46	PT Asuransi Puri Asih **)	0,0	0,0	0,0	0,0	0,0	0,0	0,0	0,0	0,0	0,0	0,0		
47	PT Asuransi Purna Atanugraha	7.062,9	3.335,8	2.994,2	0,0	1.380,9	0,0	84,0	5.434,5	490,1	563,5	5.371,1		
48	PT Asuransi Raksa Pratikara	27.850,1	2.230,5	(0,3)	0,0	0,0	0,0	6.994,3	8.017,1	3.368,6	592,1	10.793,6		
49	PT Asuransi Rama Satria Wibawa	22.772,5	3.877,9	137,2	0,0	39,0	1.062,5	5.911,1	2.836,3	1.768,8	450,4	10.981,7		
50	PT Asuransi Ramayana Tbk	70.001,0	15.350,0	210,0	0,0	45,0	18.740,0	10.970,0	6.223,0	27.013,0	5.950,0	8.833,0		
51	PT Asuransi Raya	1.907,5	427,3	39,7	0,0	660,9	0,0	0,0	864,2	49,7	157,8	756,2		

No	Nama Perusahaan Name of company	REASURANSI DAN KOMISI				OUTWARD				CADANGAN PREMI					
		Pos Langsung DIRECT BUSINESS	Komis COMISIONS	Dalam Negri DOMESTIC	ASEAN ASEAN	Lainnya OTHERS	Komis COMISIONS	Dalam Negri DOMESTIC	ASEAN ASEAN	Lainnya OTHERS	Komis COMISIONS	Premi Netto NET PREMIUMS	Tahun Lalu PAST YEAR	Tahun Berjalan CURRENT YEAR	Pendapatan Premi INCOME PREMIUMS
(1)	(2)	(3)	(4)	(5)	(6)	(7)	(8)	(9)	(10)	(11)	(12)	(13)	(14)	(15)	(16)
52	PT Asuransi Receptil	5.574,9	527,2	31,4	0,0	0,0	7,9	520,3	765,9	0,0	58,6	3.843,7	0,0	0,0	3.843,7
53	PT Asuransi Reliance Indonesia	12.317,5	2.988,5	23,6	0,0	0,0	3,7	499,2	1.289,8	0,0	228,0	8.407,8	641,4	352,8	8.696,3
54	PT Sarana Lindung Upaya	8.718,9	2.273,4	(37,1)	0,0	0,0	1,4	3.307,3	0,0	0,0	1.093,3	4.193,0	414,8	419,3	4.188,4
55	PT Asuransi Sinar Mas	135.815,8	9.127,9	569,6	2.353,4	0,0	494,4	3.911,9	112.728,0	366,5	777,7	13.407,8	7.507,7	5.363,1	15.551,3
56	PT Maskapai Asuransi Sonwells	9.871,8	3.282,2	0,0	0,0	0,0	0,0	805,1	252,0	0,0	257,3	5.782,8	2.200,5	2.313,1	5.670,1
57	PT Asuransi SumiOTO	9.491,8	2.298,8	2.443,4	0,0	0,0	745,3	2.096,0	893,3	0,0	876,6	6.781,5	1.046,6	1.171,4	6.656,7
58	PT Sico Mandiri	50.936,0	5.327,8	412,8	0,0	0,0	19,2	15.733,7	6.071,4	0,0	5.400,1	29.496,8	0,0	0,0	29.496,8
59	PT Asuransi Tri Pakarita	29.654,8	6.463,3	165,8	0,0	0,0	28,3	4.939,0	3.415,5	17.650,5	5.564,7	2.885,9	137,6	164,6	2.858,9
60	PT Asuransi Tugu Kresna Pratama	0,0	0,0	0,0	0,0	0,0	0,0	0,0	0,0	0,0	0,0	0,0	0,0	0,0	0,0
61	PT Asuransi TakatulUmmu	121.112,3	4.844,5	2.358,1	101,5	1.322,4	624,4	16.629,7	37.895,3	5.548,7	17.971,7	77.723,3	0,0	0,0	77.723,3
62	PT Tugu Pratama Indonesia	721,6	(95,7)	1,7	0,0	0,0	0,0	(95,0)	(10,1)	0,0	112,4	1.296,5	0,0	0,0	1.296,5
63	PT Vidonia Insurance	3.268,4	1.187,5	0,0	0,0	0,0	0,0	1.544,8	0,0	0,0	477,3	1.013,4	128,6	101,3	1.040,6
64	PT Asuransi Videi	106.274,5	13.906,1	94,9	45,9	0,0	30,1	11.863,1	20.087,2	4.559,6	4.149,5	60.118,8	31.539,8	27.868,6	63.790,0
65	PT Asuransi Wahana Tata	0,0	0,0	0,0	0,0	0,0	0,0	0,0	0,0	0,0	0,0	0,0	0,0	0,0	0,0
66	PT Asuransi Wanaekar Handayani	1.401,3	0,0	0,0	0,0	0,0	0,0	276,4	282,5	0,0	134,8	977,2	0,0	0,0	977,2
67	PT Asuransi Mitra Peirung Mustika *new	1.437.009,3	191.442,4	23.014,6	2.699,7	3.623,4	6.303,1	243.469,9	373.192,4	100.468,8	130.534,5	682.004,9	125.776,5	132.582,6	675.198,8
<b>JUMLAH / SUB TOTAL</b>															
<b>PATUNGAN / JOINT VENTURE :</b>															
1	PT ACE INA Insurance	31.399,0	0,0	0,0	0,0	4.015,0	0,0	735,0	0,0	11.705,0	0,0	22.974,0	552,0	1.136,0	22.390,0
2	PT Asuransi Allianz Utama Indonesia	49.226,6	5.318,5	635,7	0,0	10.630,4	29,8	11.478,3	9.808,8	28.592,8	4.590,0	10.162,5	1.853,8	2.843,9	9.172,4
3	PT Asuransi Axa Indonesia	101.574,5	27.916,9	1.225,3	66,5	0,0	69,4	1.617,4	15.873,9	23.787,2	6.986,0	41.189,4	380,2	404,7	41.164,9
4	PT Bess Central Insurance	2.332,2	178,4	0,0	0,0	0,0	0,0	875,9	127,4	1,6	139,5	1.279,6	52,7	255,9	1.076,4
5	PT Charitas Insurance Indonesia	80.027,7	12.619,4	411,3	0,0	290,0	61,7	6.151,9	47.346,0	4.326,0	18.570,1	28.794,1	509,0	509,0	28.794,1
6	PT China Tailino Insurance Indonesia	21.949,0	2.880,5	0,0	0,0	0,0	0,0	2.474,6	875,4	10.796,1	2.864,0	7.986,5	868,8	935,1	7.921,2
7	PT Asuransi CHUBB Indonesia	4.343,3	0,0	19,6	6,2	0,0	6,6	1.767,1	631,4	323,8	865,1	2.505,2	463,8	668,7	2.310,3
8	PT Asuransi Haijin Komindo	0,0	0,0	0,0	0,0	0,0	0,0	0,0	0,0	0,0	0,0	0,0	0,0	0,0	0,0
9	PT KSK Insurance Indonesia	6.493,8	203,3	32,0	0,0	0,0	0,0	1.036,4	0,0	2.166,6	1.135,6	4.250,2	1.040,0	1.083,1	4.197,1
10	PT LIG Insurance Indonesia	22.804,9	6.059,1	324,3	0,0	0,0	66,7	4.707,2	5.444,3	280,9	2.945,6	9.517,7	790,4	265,5	10.052,5
11	PT MAA General Insurance	9.908,0	1.198,0	0,0	0,0	0,0	0,0	1.981,0	223,0	3.907,0	1.637,0	4.236,0	306,0	380,0	4.162,0
12	PT Asuransi Mandiri Axa General Indonesia	214.451,4	5.332,7	1.855,1	112,9	0,0	443,5	11.430,3	18.804,2	21.694,4	7.501,2	166.215,4	13.562,5	14.946,3	164.831,7
13	PT Asuransi MIGA Indonesia	35.344,1	3.183,8	535,5	0,0	0,0	26,8	6.030,0	1.884,5	12.272,9	6.237,7	18.719,4	2.907,1	2.354,0	19.272,5
14	PT Asuransi Nipponkoa Indonesia	91.357,0	14.063,0	0,0	0,0	0,0	0,0	0,0	997,0	13.273,0	0,0	63.024,0	0,0	0,0	63.024,0
15	PT Asuransi OBE Pool Indonesia	53.420,0	480,0	4.765,0	0,0	1,0	15,6	5.144,0	14.298,0	63.114,0	8.262,0	(18.104,0)	0,0	0,0	(18.104,0)
16	PT Asuransi Samsung Tugu	42.606,0	885,5	6.590,0	0,0	0,0	815,2	989,3	17.638,4	0,0	4.597,4	33.487,0	3.993,7	2.763,0	34.717,7
17	Sampo Japan Insurance Indonesia	154.490,1	18.481,1	9.177,8	3.251,6	378,6	2.245,3	660,7	22.353,8	9.654,6	86,7	14.011,1	13.389,4	13.464,0	113.936,5
18	PT Asuransi Tokio Marine Indonesia	48.753,2	5.409,5	30,1	0,0	0,0	19,0	3.291,2	0,0	24.913,3	1.494,0	17.644,3	0,0	0,0	17.644,3
19	PT Zurich Insurance Indonesia	971.481,7	103.394,6	25.601,7	3.437,2	15.315,0	5.300,1	60.350,3	156.002,0	230.819,3	67.922,9	527.892,3	40.670,5	41.999,1	526.563,6
<b>JUMLAH / SUB TOTAL</b>															
<b>REASURANSI / REINSURANCE :</b>															
1	PT Reasuransi International Indonesia	0,0	0,0	51.711,0	0,0	7,6	15,0	76,0	202,5	7.452,2	0,0	73,1	29.054,0	2.963,5	29.112,3
2	PT Maskapai Reasuransi Indonesia	0,0	0,0	12.713,0	1.257,1	0,0	3.624,3	0,0	884,3	0,0	0,0	9.461,5	4.398,8	3.764,6	10.075,7
3	PT Reasuransi Nasional Indonesia	0,0	0,0	46.789,0	5.345,0	0,0	14.646,0	35,0	1.843,0	0,0	0,0	35.605,0	12.483,0	14.242,0	33.846,0
4	PT Tugu Reasuransi Indonesia	0,0	0,0	38.483,9	2.725,7	15,8	9.811,1	301,3	3.495,4	0,0	238,9	27.855,5	2.709,9	3.289,4	27.276,0
<b>JUMLAH / SUB TOTAL</b>															
<b>JUMLAH SELURUHNYA</b>															
<b>GRAND TOTAL</b>															
		2.408.491,1	294.837,0	196.313,3	15.464,8	18.961,7	54.760,5	304.359,0	542.882,3	331.288,1	198.769,3	1.311.873,1	189.002,2	196.803,1	1.302.072,3

**Keterangan / notes :**

\*) Tidak menyampaikan Laporan/Have Not Submitted Annual Report  
 \*\*) Telah dicabut izin usaha Tahun 2012/licenses have been revoked

TABEL: 2.11.4/ TABLE 2.11.4  
PREMIUMS OF GENERAL INSURANCE AND REINSURANCE BUSINESS III 2012  
PREMIUMS OF GENERAL INSURANCE AND REINSURANCE BUSINESS III 2012  
Lini Usaha : Rangka Kapal  
Line of Business : Marine Hull

No	Nama Perusahaan Name of Company	Pos Langsung DIRECT BUSINESS	REASURANSI DAN KOMISI				OUTWARD				CADANGAN PREMI PREMIUM RESERVES				Pendapatan Prori INCOME PREMIUMS
			(3)	(4)	(5)	(6)	(7)	(8)	(9)	(10)	(11)	(12)	(13)	(14)	
(1)	(2)	(3)	(4)	(5)	(6)	(7)	(8)	(9)	(10)	(11)	(12)	(13)	(14)	(15)	(16)
SWASTA NASIONAL / PRIVATE :															
1	PT Asuransi Adira Dinamika	51,845.3	6,013.1	41.4	0.0	26,849.0	23,178.4	11,612.8	7,854.6	4,542.0	4,969.4	7,227.3			
2	PT Asuransi Ariamindo	0.0	0.0	0.0	0.0	0.0	0.0	0.0	0.0	0.0	0.0	0.0	0.0	0.0	0.0
3	PT Antahagraha General Insurance	18,969.7	1,199.9	551.4	0.0	50.0	5,471.3	1,082.4	0.0	0.0	0.0	0.0	0.0	0.0	11,868.1
4	PT Asuransi Asoka Mas	8,924.1	825.3	0.0	0.0	6,763.5	2,191.8	856.4	2,191.8	10.2	877.1	1,324.9			
5	PT Asuransi Astra Buana	55,899.7	3,273.9	12,757.0	0.0	33,236.3	21,034.0	6,223.7	17,336.1	3,928.0	5,754.6	15,509.6			
6	PT Avisti General Insurance	0.0	0.0	0.0	0.0	0.0	0.0	0.0	0.0	0.0	0.0	0.0	0.0	0.0	0.0
7	PT Asuransi Bangun Askrida	2,730.1	105.6	473.8	0.0	65.4	1,920.3	310.1	1,311.6	251.9	524.2	1,039.3			
8	PT Batavia Pratama Insurance	0.0	0.0	0.0	0.0	0.0	0.0	0.0	0.0	0.0	0.0	0.0	0.0	0.0	0.0
9	PT Berdikari Insurance	539.3	92.9	0.0	0.0	238.6	0.0	23.3	312.3	77.6	92.4	216.2			
10	PT Asuransi Bhakti Bhayangkara	282.8	65.9	106.2	0.0	10.7	0.0	0.0	0.0	30.4	124.9	217.8			
11	PT Asuransi Bina Dana Aita Tbk.	0.0	0.0	0.0	0.0	0.0	0.0	0.0	0.0	0.0	0.0	0.0	0.0	0.0	0.0
12	PT Asuransi Binagriya Ujarkara	4,057.2	607.3	0.0	0.0	3,876.7	0.0	652.8	225.9	77.1	175.0	128.0			
13	PT Asuransi Bintang Tbk.	792.5	15.5	8.0	0.0	551.4	0.0	0.0	234.5	191.3	93.8	332.0			
14	PT Asuransi Bosowa Perislop	6,601.8	795.0	8.9	0.0	3,571.0	0.0	640.5	2,885.3	437.0	1,164.6	2,157.7			
15	PT Asuransi Brinqin Sejahtera Ariatamakmur	6,056.1	719.9	0.0	0.0	5,449.1	0.0	860.0	747.1	0.0	0.0	747.1			
16	PT Asuransi Buana Independent	139.9	14.0	18.0	0.0	124.2	0.0	28.5	48.2	16.8	13.5	51.5			
17	PT Asuransi Umum Bumiputera Muda 1987	2,616.0	349.0	778.0	0.0	150.0	1,657.0	289.0	1,507.0	1,771.0	1,502.0	1,776.0			
18	PT Asuransi Central Asia	101,143.0	8,946.0	0.0	200.0	58,440.0	24,522.0	8,863.0	16,727.0	3,999.0	8,118.0	12,608.0			
19	PT Central Sejahtera Insurance	158.0	8.1	0.9	0.0	161.2	0.0	33.9	23.2	0.2	9.3	44.1			
20	PT Citra International Underwriters	0.0	0.0	0.0	0.0	0.0	0.0	0.0	0.0	0.0	0.0	0.0	0.0	0.0	0.0
21	PT Asuransi Davin Mitra Tbk.	80,299.0	3,416.6	0.0	0.0	3,077.3	42,982.8	34,382.5	7,776.3	4,216.0	1,535.0	1,904.6			
22	PT Asuransi Eka Lloyd Jaya	0.0	0.0	0.0	0.0	0.0	0.0	0.0	0.0	0.0	0.0	0.0	0.0	0.0	0.0
23	PT Asuransi Ekspor Indonesia (Persero)	7,989.9	314.7	556.2	0.0	6,819.8	166.3	979.2	2,260.0	353.0	534.8	2,078.2			
24	PT Asuransi Harfa Aman Pratama Tbk.	4,324.6	292.3	0.0	0.0	2,407.2	789.9	488.2	1,323.4	67.3	529.3	861.3			
25	PT Asuransi Himalaya Pelindoing	64,702.1	2,620.3	0.0	0.0	1,160.6	51,110.0	12,565.8	3,222.1	53.8	631.5	2,644.4			
26	PT Asuransi Indrapura	0.0	0.0	0.0	0.0	0.0	0.0	0.0	0.0	0.0	0.0	0.0	0.0	0.0	0.0
27	PT Asuransi Intra Asia	0.0	0.0	0.0	0.0	0.0	0.0	0.0	0.0	0.0	0.0	0.0	0.0	0.0	0.0
28	PT MNC Asuransi Indonesia	0.0	0.0	0.0	0.0	0.0	0.0	0.0	0.0	0.0	0.0	0.0	0.0	0.0	0.0
29	PT Asuransi Jasa Indonesia (Persero)	272,761.7	24,030.4	4,383.4	0.0	8,524.4	59,979.7	20,382.6	121,073.2	62,938.0	46,310.1	137,701.1			
30	PT Asuransi Jasa Raharja Putera	21,266.4	3,193.0	712.5	0.0	151.2	17,337.3	4,758.3	6,075.7	0.0	0.0	0.0	0.0	0.0	6,075.7
31	PT Asuransi Jasa Tania Tbk.	968.5	111.5	0.0	0.0	333.5	0.0	65.2	568.7	80.3	238.5	433.5			
32	PT Asuransi Jaya Proteksi	3,659.6	1,972.3	0.0	0.0	522.6	2,090.7	4.5	2,371.2	1,440.8	187.1	610.0			1,077.8
33	PT Jaya Proteksi Takatul	0.0	0.0	0.0	0.0	0.0	0.0	0.0	0.0	0.0	0.0	0.0	0.0	0.0	0.0
34	PT Asuransi Kayamas Sentralindo *)	0.0	0.0	0.0	0.0	0.0	0.0	0.0	0.0	0.0	0.0	0.0	0.0	0.0	0.0
35	PT Asuransi Kredit Indonesia (Persero)	0.0	0.0	0.0	0.0	0.0	0.0	0.0	0.0	0.0	0.0	0.0	0.0	0.0	0.0
36	PT Lippo General Insurance Tbk.	0.0	0.0	0.0	0.0	0.0	0.0	0.0	0.0	0.0	0.0	0.0	0.0	0.0	0.0
37	PT Asuransi Malpark Indonesia	7,989.9	0.0	596.2	0.0	6,619.8	166.3	0.0	1,760.0	353.0	534.8	1,578.2			
38	PT Malacca Trust Wuwungan Insurance	0.0	0.0	0.0	0.0	0.0	0.0	0.0	0.0	0.0	0.0	0.0	0.0	0.0	0.0
39	PT Asuransi Umum Mega	4.0	(0.7)	1.8	0.0	0.0	0.0	0.0	0.0	6.5	0.0	0.0	0.0	0.0	6.5
40	PT Asuransi Meqa Pratama	23,214.7	618.2	211.4	0.0	17,283.9	68.1	1,689.6	7,100.4	1,198.9	2,840.2	5,459.2			
41	PT Asuransi Mitra Marabaya	640.7	62.4	0.0	0.0	352.6	238.3	0.0	35.1	22.5	133.8	10.1			146.1
42	PT Asuransi Multi Arta Guna	1,914.7	292.1	0.0	0.0	1,706.0	103.7	0.0	636.5	448.4	51.9	8.3			483.0
43	PT Pan Pacific Insurance	0.0	0.0	0.0	0.0	0.0	0.0	0.0	0.0	0.0	0.0	0.0	0.0	0.0	0.0
44	PT Panin Insurance Tbk.	0.0	0.0	0.0	0.0	0.0	0.0	0.0	0.0	0.0	0.0	0.0	0.0	0.0	0.0
45	PT Asuransi Parolemas	1,044.0	128.0	(2.0)	0.0	910.0	0.0	269.0	273.0	(205.0)	109.0	(41.0)			
46	PT Asuransi Puri Asih **)	0.0	0.0	0.0	0.0	0.0	0.0	0.0	0.0	0.0	0.0	0.0	0.0	0.0	0.0
47	PT Asuransi Purna Atanugraha	36,393.7	3,065.4	0.0	0.0	13,578.7	7,922.5	8,253.7	1,780.2	8,463.6	10,753.9	3,412.9			15,804.6
48	PT Asuransi Raksa Pratikara	0.0	0.0	0.0	0.0	0.0	0.0	0.0	0.0	0.0	0.0	0.0	0.0	0.0	0.0
49	PT Asuransi Rama Satria Wibawa	44,343.1	2,203.0	3.5	0.0	3,399.3	34,207.0	5,998.1	3,974.9	2,513.3	543.5	1,005.3			2,051.4
50	PT Asuransi Ramayana Tbk.	11,985.0	1,304.0	2.0	0.0	5,573.0	1,388.0	0.0	627.0	4,349.0	4,534.0	4,253.0			
51	PT Asuransi Raya	4.1	0.0	0.0	0.0	0.0	0.0	0.0	4.1	52.7	1.6	55.2			

No	Nama Perusahaan Name Of company	Pos Langsung DIRECT BUSINESS	REASURANSI DAN KOMISI			INWARD			OUTWARD			CADANGAN PREMI PREMIUM RESERVES			Pendapatan Premi INCOME PREMIUMS	
			(3)	(4)	(5)	(6)	(7)	(8)	(9)	(10)	(11)	(12)	(13)	(14)		(15)
			Komis COMISIONS	Dalam Negeri DOMESTIC	ASEAN ASEAN	Lainnya OTHERS	Komis COMISIONS	Dalam Negeri DOMESTIC	ASEAN ASEAN	Lainnya OTHERS	Komis COMISIONS	Premi Neto NET PREMIUMS	Tahun Lalu PAST YEAR	Tahun Berjalan CURRENT YEAR		
(1)																(16)
52	PT Asuransi Recaptitel	1.843.4	258.1	0.0	0.0	0.0	0.0	426.1	108.4	(22.2)	41.2	1,113.2	0.0	0.0	0.0	1,113.2
53	PT Asuransi Reliance Indonesia	588.6	(69.3)	0.0	0.0	0.0	64.0	589.0	0.0	0.0	5.0	20.0	9.2	88.0	0.0	(59.8)
54	PT Sarana Lindung Upaya	0.0	0.0	1.1	0.0	0.0	(11.4)	0.0	0.0	0.0	0.0	12.5	64.3	71.8	0.0	71.8
55	PT Asuransi Sinar Mas	68.900.2	8.271.3	586.2	0.0	0.0	180.0	11,399.4	37,742.3	8,744.4	7,880.1	11,039.0	5,755.1	4,415.6	12,378.5	0.0
56	PT Maskapai Asuransi Sonmellis	0.0	0.0	0.0	0.0	0.0	0.0	0.0	0.0	0.0	0.0	0.0	0.0	0.0	0.0	0.0
57	PT Asuransi Sumit Oto	0.0	0.0	0.0	0.0	0.0	0.0	0.0	0.0	0.0	0.0	0.0	0.0	0.0	0.0	0.0
58	PT Staco Mandiri	614.4	38.6	1,750.4	0.0	0.0	286.5	1,970.6	0.0	0.0	288.4	357.4	37.1	1,430.0	0.0	281.5
59	PT Asuransi Tiri Pakarta	9,751.0	856.2	505.4	0.0	0.0	85.8	6,526.7	2,389.6	0.0	1,074.2	1,462.3	853.0	876.0	1,439.3	0.0
60	PT Asuransi Tugu Kresna Pratama	3,233.9	299.2	177.5	0.0	0.0	55.9	154.3	2,857.0	0.0	405.2	450.3	44.6	41.9	453.0	0.0
61	PT Asuransi Takaful Umum	0.0	0.0	0.0	0.0	0.0	0.0	0.0	0.0	0.0	0.0	0.0	0.0	0.0	0.0	0.0
62	PT Tugu Pratama Indonesia	149,760.9	19,148.0	1,274.3	0.0	0.0	154.2	36,554.4	102,498.8	8,759.5	29,645.3	13,565.7	0.0	0.0	13,565.7	0.0
63	PT Victoria Insurance	0.0	0.0	0.0	0.0	0.0	0.0	0.0	0.0	0.0	0.0	0.0	0.0	0.0	0.0	0.0
64	PT Asuransi Videi	0.0	0.0	0.0	0.0	0.0	0.0	0.0	0.0	0.0	0.0	0.0	0.0	0.0	0.0	0.0
65	PT Asuransi Wahana Tata	74,260.3	5,341.2	114.6	0.0	0.0	28.1	20,323.3	26,290.4	289.3	5,115.3	27,217.7	8,421.2	10,988.7	24,650.2	0.0
66	PT Asuransi Wahamekar Handayani	0.0	0.0	0.0	0.0	0.0	0.0	0.0	0.0	0.0	0.0	0.0	0.0	0.0	0.0	0.0
67	PT Asuransi Mitra Pelindung Mustika *new	0.0	0.0	0.0	0.0	0.0	0.0	0.0	0.0	0.0	0.0	0.0	0.0	0.0	0.0	0.0
	<b>JUMLAH / SUB TOTAL</b>	<b>1,153,233.7</b>	<b>100,828.0</b>	<b>25,578.9</b>	<b>200.0</b>	<b>8,524.4</b>	<b>2,369.7</b>	<b>36,894.8</b>	<b>379,928.7</b>	<b>187,938.2</b>	<b>134,107.0</b>	<b>283,683.7</b>	<b>113,148.0</b>	<b>103,285.9</b>	<b>293,545.8</b>	
<b>PATUNGAN / JOINT VENTURE :</b>																
1	PT ACE INA Insurance	0.0	0.0	0.0	0.0	0.0	0.0	0.0	0.0	0.0	0.0	0.0	0.0	0.0	0.0	0.0
2	PT Asuransi Allianz Utama Indonesia	0.0	0.0	0.0	0.0	0.0	0.0	0.0	0.0	0.0	0.0	0.0	0.0	0.0	0.0	0.0
3	PT Asuransi Axa Indonesia	924.8	0.7	2.9	0.0	0.0	0.2	320.0	570.1	0.0	45.9	82.6	18.5	46.9	54.2	0.0
4	PT Bess Central Insurance	0.0	0.0	0.0	0.0	0.0	0.0	0.0	0.0	0.0	0.0	0.0	0.0	0.0	0.0	0.0
5	PT Charitas Insurance Indonesia	0.0	0.0	0.0	0.0	0.0	0.0	0.0	0.0	0.0	0.0	0.0	0.0	0.0	0.0	0.0
6	PT China Taping Insurance Indonesia	0.0	0.0	0.0	0.0	0.0	0.0	0.0	0.0	0.0	0.0	0.0	0.0	0.0	0.0	0.0
7	PT Asuransi CHUBB Indonesia	0.0	0.0	0.0	0.0	0.0	0.0	0.0	0.0	0.0	0.0	0.0	0.0	0.0	0.0	0.0
8	PT Asuransi Haijinh Korindo	2,165.1	0.0	0.0	0.0	0.0	0.0	1,237.4	487.2	224.1	623.6	840.1	69.0	86.6	822.5	0.0
9	PT KSK Insurance Indonesia	0.0	0.0	0.0	0.0	0.0	0.0	0.0	0.0	0.0	0.0	0.0	0.0	0.0	0.0	0.0
10	PT LIG Insurance Indonesia	352.6	0.8	0.0	0.0	0.0	0.0	0.0	0.0	0.0	0.0	351.8	0.0	(0.1)	351.9	0.0
11	PT MAA General Insurance	10,907.8	1,833.4	0.0	0.0	0.0	0.0	5,032.3	1,684.3	672.9	1,498.5	3,183.4	955.5	2,244.1	1,894.8	0.0
12	PT Asuransi Mandiri Axa General Indonesia	707.0	45.0	0.0	0.0	0.0	0.0	136.0	514.0	0.0	74.0	86.0	10.0	28.0	67.0	0.0
13	PT Asuransi MISIG Indonesia	6,689.8	264.5	0.0	0.0	0.0	0.0	36.2	0.0	5,173.7	796.3	2,011.6	441.9	420.1	2,033.4	0.0
14	PT Asuransi Nipponkoa Indonesia	0.0	0.0	0.0	0.0	0.0	0.0	0.0	0.0	0.0	0.0	0.0	0.0	0.0	0.0	0.0
15	PT Asuransi QBE Pool Indonesia	0.0	0.0	0.0	0.0	0.0	0.0	0.0	0.0	0.0	0.0	0.0	0.0	0.0	0.0	0.0
16	PT Asuransi Samsung Tuju	0.0	0.0	2,312.0	0.0	0.0	543.0	0.0	0.0	2,206.0	541.0	104.0	0.0	0.0	104.0	0.0
17	PT Sampo, Japan Insurance Indonesia	523.9	115.3	0.0	0.0	0.0	0.0	0.0	0.0	509.8	178.4	77.3	0.0	0.0	77.3	0.0
18	PT Asuransi Tokio Marine Indonesia	3,544.4	3.0	0.0	0.0	0.0	0.0	0.0	0.0	3,491.5	229.1	279.0	2.8	20.2	261.7	0.0
19	PT Zurich Insurance Indonesia	0.0	0.0	0.0	0.0	0.0	0.0	0.0	0.0	0.0	0.0	0.0	0.0	0.0	0.0	0.0
	<b>JUMLAH / SUB TOTAL</b>	<b>25,815.4</b>	<b>2,262.6</b>	<b>2,314.9</b>	<b>0.0</b>	<b>0.0</b>	<b>543.0</b>	<b>6,442.0</b>	<b>3,005.5</b>	<b>12,845.0</b>	<b>3,986.8</b>	<b>7,015.9</b>	<b>1,497.7</b>	<b>2,846.8</b>	<b>5,666.9</b>	
<b>REASURANSI / REINSURANCE :</b>																
1	PT Reasuransi International Indonesia	0.0	0.0	69,747.9	42.0	830.4	13,737.4	1,562.1	5,140.8	1,744.1	676.5	49,122.4	17,345.7	19,845.9	46,819.1	0.0
2	PT Maskapai Reasuransi Indonesia	0.0	0.0	7,022.5	46.6	0.0	1,730.5	0.0	393.1	0.0	0.0	4,945.5	2,933.8	1,976.2	5,901.1	0.0
3	PT Reasuransi Nasional Indonesia	0.0	0.0	65,840.0	138.0	0.0	16,655.0	46.0	2,314.0	0.0	0.0	46,963.0	14,339.0	18,785.0	42,517.0	0.0
4	PT Tugu Reasuransi Indonesia	0.0	0.0	107,187.2	2,077.1	0.0	22,283.4	6,008.4	15,850.5	471.0	3,113.7	67,734.7	21,924.7	28,354.5	61,305.0	0.0
	<b>JUMLAH / SUB TOTAL</b>	<b>0.0</b>	<b>0.0</b>	<b>249,797.6</b>	<b>2,303.7</b>	<b>830.4</b>	<b>54,406.3</b>	<b>7,606.5</b>	<b>23,728.3</b>	<b>2,215.1</b>	<b>3,790.1</b>	<b>168,766.6</b>	<b>56,543.3</b>	<b>68,766.7</b>	<b>156,542.2</b>	
	<b>JUMLAH SELURUHNYA</b>	<b>1,179,049.1</b>	<b>103,090.6</b>	<b>277,691.5</b>	<b>2,503.7</b>	<b>9,354.8</b>	<b>57,319.0</b>	<b>380,943.3</b>	<b>406,662.5</b>	<b>203,002.3</b>	<b>141,883.9</b>	<b>459,465.3</b>	<b>171,189.0</b>	<b>174,899.4</b>	<b>455,754.9</b>	
	<b>GRAND TOTAL</b>															

**Keterangan / notes :**

\*) Tidak menyampaikan Laporan/Have Not Submitted Annual Report  
 \*\*) Telah dicabut izin usaha Tahun 2012/cercises have been revoked

TABEL 2.11.5/ TABLE 2.11.5  
PREMI USAHA ASURANSI UMUM DAN REASURANSI TAHUN 2012  
PREMIUMS OF GENERAL INSURANCE AND REINSURANCE BUSINESS IN 2012  
Lini Usaha : Rangka Pesawat  
Line of Business : Aviation

No	Nama Perusahaan Name of company	Pos Langsung DIRECT BUSINESS	REASURANSI DAN KOMISI				OUTWARD				CADANGAN PREMI PREMIUM RESERVES				Pendapatan Premi INCOME PREMIUMS
			(3)	(4)	(5)	(6)	(7)	(8)	(9)	(10)	(11)	(12)	(13)	(14)	
SWASTA NASIONAL / PRIVATE :															
1	PT Asuransi Adira Dinamika	4.090,9	0,1	0,0	4.182,6	0,0	0,0	4.182,6	0,0	0,0	22,3	0,0	0,0	(4,1)	26,3
2	PT Asuransi Arianindo	0,0	0,0	0,0	0,0	0,0	0,0	0,0	0,0	0,0	0,0	0,0	0,0	0,0	0,0
3	PT ArthaGraha General Insurance	0,0	0,0	0,0	0,0	0,0	0,0	0,0	0,0	0,0	0,0	0,0	0,0	0,0	0,0
4	PT Asuransi Asoka Mas	6.680,5	9,6	0,0	6.618,8	0,0	0,0	6.618,8	0,0	0,0	250,5	213,9	100,2	364,2	0,0
5	PT Asuransi Astra Buana	0,0	0,0	0,0	0,0	0,0	0,0	0,0	0,0	0,0	0,0	0,0	0,0	0,0	0,0
6	PT Avist General Insurance	0,0	0,0	0,0	0,0	0,0	0,0	0,0	0,0	0,0	0,0	0,0	0,0	0,0	0,0
7	PT Asuransi Bangun Askrida	0,0	20,8	0,0	0,0	0,9	0,0	0,0	0,0	0,0	19,9	5,8	8,0	17,8	0,0
8	PT Batavia Mitratama Insurance	0,0	0,0	0,0	0,0	0,0	0,0	0,0	0,0	0,0	0,0	0,0	0,0	0,0	0,0
9	PT Berdikari Insurance	30,6	(25,9)	7,7	0,0	8,3	0,0	0,0	0,0	0,0	0,2	14,9	57,4	6,0	66,4
10	PT Asuransi Bhakti Bhayangkara	0,0	0,0	0,0	0,0	0,0	0,0	0,0	0,0	0,0	(9,4)	4,7	(3,8)	(1,0)	0,0
11	PT Asuransi Bina Dana Aira Tbk	0,0	0,0	0,0	0,0	0,0	0,0	0,0	0,0	0,0	0,0	0,0	0,0	0,0	0,0
12	PT Asuransi Binagriya Upakara	0,0	0,0	0,0	0,0	0,0	0,0	0,0	0,0	0,0	0,0	0,0	0,0	0,0	0,0
13	PT Asuransi Bintang Tbk	0,0	0,0	0,0	0,0	0,0	0,0	0,0	0,0	0,0	0,0	0,0	0,0	0,0	0,0
14	PT Asuransi Bosowa Periskop	0,0	0,0	0,0	0,0	0,0	0,0	0,0	0,0	0,0	0,0	0,0	0,0	0,0	0,0
15	PT Asuransi Bintang Sejahtera Ariamakmur	0,0	0,0	0,0	0,0	0,0	0,0	0,0	0,0	0,0	0,0	0,0	0,0	0,0	0,0
16	PT Asuransi Buana Independen	0,0	0,0	0,0	0,0	0,0	0,0	0,0	0,0	0,0	0,0	0,0	0,0	0,0	0,0
17	PT Asuransi Umum Bumpuera Muda 1987	(384,0)	64,0	52,0	0,0	0,0	11,0	(388,0)	0,0	0,0	(31,0)	0,0	0,0	0,0	(31,0)
18	PT Asuransi CentralAsia	0,0	0,0	0,0	0,0	0,0	0,0	0,0	0,0	0,0	0,0	0,0	0,0	0,0	0,0
19	PT Central Sjahtera Insurance	0,0	0,0	0,0	0,0	0,0	0,0	0,0	0,0	0,0	0,0	0,0	0,0	0,0	0,0
20	PT Citra International Underwriters	186.058,0	5,747,0	0,0	0,0	0,0	0,0	182.729,0	0,0	0,0	16.256,0	6.299,0	6.503,0	16.052,0	0,0
21	PT Asuransi Davin Mitra Tbk	0,0	0,0	0,0	0,0	0,0	0,0	0,0	0,0	0,0	0,0	0,0	0,0	0,0	0,0
22	PT Asuransi Eka Lloyd Java	0,0	0,0	0,0	0,0	0,0	0,0	0,0	0,0	0,0	0,0	0,0	0,0	0,0	0,0
23	PT Asuransi Ekipos Indonesia (Persero)	6.096,7	0,6	0,0	4.283,9	0,0	0,0	4.283,9	0,0	0,0	2.003,2	452,0	700,0	1.755,2	0,0
24	PT Asuransi Harta Aman Pratama Tbk	0,0	0,0	0,0	0,0	0,0	0,0	0,0	0,0	0,0	0,0	0,0	0,0	0,0	0,0
25	PT Asuransi Himalaya Pelindung	0,0	0,0	0,0	0,0	0,0	0,0	0,0	0,0	0,0	0,0	0,0	0,0	0,0	0,0
26	PT Asuransi Indrapura	0,0	0,0	0,0	0,0	0,0	0,0	0,0	0,0	0,0	0,0	0,0	0,0	0,0	0,0
27	PT Asuransi Intra Asia	0,0	0,0	0,0	0,0	0,0	0,0	0,0	0,0	0,0	0,0	0,0	0,0	0,0	0,0
28	PT MNC Asuransi Indonesia	19.803,2	747,4	0,0	19.757,9	0,0	0,0	19.757,9	0,0	0,0	90,15	0,0	0,0	(0,3)	(0,4)
29	PT Asuransi Jasa Indonesia (Persero)	670.823,3	3.274,5	40.160,3	0,0	10.372,0	1.484,2	176.453,2	0,0	530.202,8	42.185,9	59.004,0	4.444,0	106.495,9	0,0
30	PT Asuransi Jasa Rahaerja Putera	0,0	0,0	0,0	0,0	0,0	0,0	0,0	0,0	0,0	0,0	0,0	0,0	0,0	0,0
31	PT Asuransi Jasa Tania Tbk	39,4	8,9	0,0	0,0	0,0	0,0	0,0	0,0	0,0	30,5	12,2	12,2	30,5	0,0
32	PT Asuransi Jaya Proteksi	0,0	0,0	0,0	0,0	0,0	0,0	0,0	0,0	0,0	0,0	0,0	0,0	0,0	0,0
33	PT Jaya Proteksi Takatul	0,0	0,0	0,0	0,0	0,0	0,0	0,0	0,0	0,0	0,0	0,0	0,0	0,0	0,0
34	PT Asuransi Karyamas Sentralindo *	0,0	0,0	0,0	0,0	0,0	0,0	0,0	0,0	0,0	0,0	0,0	0,0	0,0	0,0
35	PT Asuransi Kredit Indonesia (Persero)	0,0	0,0	0,0	0,0	0,0	0,0	0,0	0,0	0,0	0,0	0,0	0,0	0,0	0,0
36	PT Lippo General Insurance Tbk	3.995,0	272,5	0,0	0,0	0,0	0,0	2.878,0	1.066,0	0,0	55,7	27,2	79,0	13,0	344,2
37	PT Asuransi Majaik Indonesia	0,0	0,0	0,0	0,0	0,0	0,0	0,0	0,0	0,0	0,0	0,0	0,0	0,0	0,0
38	PT Malacca Trust Wuwungan Insurance	0,0	0,0	0,0	0,0	0,0	0,0	0,0	0,0	0,0	0,0	0,0	0,0	0,0	0,0
39	PT Asuransi Umum Mega	0,0	0,0	0,0	0,0	0,0	0,0	0,0	0,0	0,0	0,0	0,0	0,0	0,0	0,0
40	PT Asuransi Mega Pratama	0,0	0,0	0,0	0,0	0,0	0,0	0,0	0,0	0,0	0,0	0,0	0,0	0,0	0,0
41	PT Asuransi Mitra Mabaraya	0,0	0,0	0,0	0,0	0,0	0,0	0,0	0,0	0,0	0,0	0,0	0,0	0,0	0,0
42	PT Asuransi Muti Artha Guna	0,0	0,0	0,0	0,0	0,0	0,0	0,0	0,0	0,0	0,0	0,0	0,0	0,0	0,0
43	PT Pan Pacific Insurance	0,0	0,0	0,0	0,0	0,0	0,0	0,0	0,0	0,0	0,0	0,0	0,0	0,0	0,0
44	PT Panin Insurance Tbk	0,0	0,0	0,0	0,0	0,0	0,0	0,0	0,0	0,0	0,0	0,0	0,0	0,0	0,0
45	PT Asuransi Parolamas	0,0	0,0	0,0	0,0	0,0	0,0	0,0	0,0	0,0	0,0	0,0	0,0	0,0	0,0
46	PT Asuransi Puri Asih **	0,0	0,0	0,0	0,0	0,0	0,0	0,0	0,0	0,0	0,0	0,0	0,0	0,0	0,0
47	PT Asuransi Purna Atanugraha	17.082,6	410,4	0,0	16.746,0	0,0	0,0	16.746,0	0,0	0,0	688,2	57,9	233,8	408,6	0,0
48	PT Asuransi Raksa Pratikara	0,0	0,0	0,0	0,0	0,0	0,0	0,0	0,0	0,0	0,0	0,0	0,0	0,0	0,0
49	PT Asuransi Rama Satria Wibawa	0,0	0,0	0,0	0,0	0,0	0,0	0,0	0,0	0,0	0,0	0,0	0,0	0,0	0,0
50	PT Asuransi Ramayana Tbk	18.377,0	66,0	0,0	8.421,0	0,0	0,0	8.421,0	9.677,0	0,0	574,0	72,0	17,0	629,0	0,0
51	PT Asuransi Raya	0,0	0,0	0,0	0,0	0,0	0,0	0,0	0,0	0,0	0,0	0,0	0,0	0,0	0,0



No	Nama Perusahaan Name Of company	Pos Langsung DIRECT BUSINESS	REASURANSI DAN KOMISI				OUTWARD				CADANGAN PREMI			Pendapatan Premi INCOME PREMIUMS		
			(3)	(4)	(5)	(6)	(7)	(8)	(9)	(10)	(11)	(12)	(13)		(14)	(15)
			Komis COMISIONS	Dalam Negri DOMESTIC	ASEAN ASEAN	Lainnya OTHERS	Komis COMISIONS	Dalam Negri DOMESTIC	ASEAN ASEAN	Lainnya OTHERS	Komis COMISIONS	Premi Netto NET PREMIUMS	Tahun Lalu PAST YEAR	Tahun Berjalan CURRENT YEAR		
(1)																
52	PT Asuransi Recaptital	7.152.0	28.8	0.0	0.0	0.0	0.0	0.0	6.960.5	0.0	178.4	125.6	0.0	0.0	0.0	125.6
53	PT Asuransi Reliance Indonesia	0.0	0.0	0.0	0.0	0.0	0.0	0.0	0.0	0.0	0.0	0.0	0.0	0.0	0.0	0.0
54	PT Sarana Lindung Upaya	0.0	0.0	1.1	0.0	0.0	1.0	0.0	0.0	0.0	0.0	0.1	64.3	5.0	59.5	0.0
55	PT Asuransi Sinar Mas	0.0	0.0	0.0	0.0	0.0	0.0	0.0	0.0	0.0	0.0	0.0	0.0	0.0	0.0	0.0
56	PT Maskapai Asuransi Sonwellis	0.0	0.0	0.0	0.0	0.0	0.0	0.0	0.0	0.0	0.0	0.0	0.0	0.0	0.0	0.0
57	PT Asuransi Sumit Oto	0.0	0.0	0.0	0.0	0.0	0.0	0.0	0.0	0.0	0.0	0.0	0.0	0.0	0.0	0.0
58	PT Staco Mandiri	0.0	0.0	0.0	0.0	0.0	0.0	0.0	0.0	0.0	0.0	0.0	0.0	0.0	0.0	0.0
59	PT Asuransi Tri Pakarta	0.0	0.0	0.0	0.0	0.0	0.0	0.0	0.0	0.0	0.0	0.0	0.0	0.0	0.0	0.0
60	PT Asuransi Tugu Kresna Pratama	8.599.5	461.5	(0.1)	0.0	0.0	(0.0)	4.277.3	4.153.3	0.0	780.9	486.2	198.0	226.7	457.5	0.0
61	PT Asuransi Takaful Unum	0.0	0.0	0.0	0.0	0.0	0.0	0.0	0.0	0.0	0.0	0.0	0.0	0.0	0.0	0.0
62	PT Tugu Pratama Indonesia	312.865.2	4.011.8	0.0	22.9	0.0	(5.7)	22.478.1	26.458.0	253.078.6	9.409.4	16.276.6	0.0	0.0	0.0	16.276.6
63	PT Victoria Insurance	0.0	0.0	0.0	0.0	0.0	0.0	0.0	0.0	0.0	0.0	0.0	0.0	0.0	0.0	0.0
64	PT Asuransi Videi	0.0	0.0	0.0	0.0	0.0	0.0	0.0	0.0	0.0	0.0	0.0	0.0	0.0	0.0	0.0
65	PT Asuransi Wahana Tata	21.882.1	265.7	3.111.2	0.0	0.0	675.6	20.261.5	14.050.8	0.0	841.5	(9.418.9)	2.614.5	(3.727.6)	(3.076.8)	0.0
66	PT Asuransi Wanamekar Handayani	0.0	0.0	0.0	0.0	0.0	0.0	0.0	0.0	0.0	0.0	0.0	0.0	0.0	0.0	0.0
67	PT Asuransi Mitra Pelindung Mustika 'new	0.0	0.0	0.0	0.0	0.0	0.0	0.0	0.0	0.0	0.0	0.0	0.0	0.0	0.0	0.0
	<b>JUMLAH / SUB TOTAL</b>	<b>1,282,720.6</b>	<b>15,346.5</b>	<b>43,354.3</b>	<b>22.9</b>	<b>10,372.0</b>	<b>2,166.9</b>	<b>286,197.9</b>	<b>245,096.6</b>	<b>783,281.4</b>	<b>75,020.0</b>	<b>79,398.5</b>	<b>69,134.7</b>	<b>8,533.1</b>	<b>140,000.1</b>	
<b>PATUNGAN / JOINT VENTURE :</b>																
1	PT ACE INA Insurance	0.0	0.0	0.0	0.0	0.0	0.0	0.0	0.0	0.0	0.0	0.0	0.0	0.0	0.0	0.0
2	PT Asuransi Allianz Utama Indonesia	0.0	0.0	0.0	0.0	0.0	0.0	0.0	0.0	0.0	0.0	0.0	0.0	0.0	0.0	0.0
3	PT Asuransi Axa Indonesia	0.0	0.0	0.0	0.0	0.0	0.0	0.0	0.0	0.0	0.0	0.0	0.0	0.0	0.0	0.0
4	PT Bess Central Insurance	0.0	0.0	0.0	0.0	0.0	0.0	0.0	0.0	0.0	0.0	0.0	0.0	0.0	0.0	0.0
5	PT Charis Insurance Indonesia	0.0	0.0	0.0	0.0	0.0	0.0	0.0	0.0	0.0	0.0	0.0	0.0	0.0	0.0	0.0
6	PT China Taiping Insurance Indonesia	0.0	0.0	0.0	0.0	0.0	0.0	0.0	0.0	0.0	0.0	0.0	0.0	0.0	0.0	0.0
7	PT Asuransi CHUBB Indonesia	0.0	0.0	0.0	0.0	0.0	0.0	0.0	0.0	0.0	0.0	0.0	0.0	0.0	0.0	0.0
8	PT Asuransi Haijin Komindo	0.0	0.0	0.0	0.0	0.0	0.0	0.0	0.0	0.0	0.0	0.0	0.0	0.0	0.0	0.0
9	PT KSK Insurance Indonesia	0.0	0.0	0.0	0.0	0.0	0.0	0.0	0.0	0.0	0.0	0.0	0.0	0.0	0.0	0.0
10	PT LIG Insurance Indonesia	1,588.4	245.5	0.0	0.0	0.0	0.0	0.0	0.0	0.0	0.0	1,342.8	0.0	18.8	1,324.1	0.0
11	PT MAA General Insurance	0.0	0.0	0.0	0.0	0.0	0.0	0.0	0.0	0.0	0.0	0.0	0.0	0.0	0.0	0.0
12	PT Asuransi Mandiri Axa General Indonesia	0.0	0.0	0.0	0.0	0.0	0.0	0.0	0.0	0.0	0.0	0.0	0.0	0.0	0.0	0.0
13	PT Asuransi MSIG Indonesia	0.0	0.0	0.0	0.0	0.0	0.0	0.0	0.0	0.0	0.0	0.0	0.0	0.0	0.0	0.0
14	PT Asuransi Nipponkoa Indonesia	0.0	0.0	0.0	0.0	0.0	0.0	0.0	0.0	0.0	0.0	0.0	0.0	0.0	0.0	0.0
15	PT Asuransi QBE Pool Indonesia	0.0	0.0	0.0	0.0	0.0	0.0	0.0	0.0	0.0	0.0	0.0	0.0	0.0	0.0	0.0
16	PT Asuransi Samsung Tugu	0.0	0.0	0.0	0.0	0.0	0.0	0.0	0.0	0.0	0.0	0.0	0.0	0.0	0.0	0.0
17	PT Sampo Japan Insurance Indonesia	0.0	0.0	0.0	0.0	0.0	0.0	0.0	0.0	0.0	0.0	0.0	0.0	0.0	0.0	0.0
18	PT Asuransi Tokio Marine Indonesia	0.0	0.0	0.0	0.0	0.0	0.0	0.0	0.0	0.0	0.0	0.0	0.0	0.0	0.0	0.0
19	PT Zurich Insurance Indonesia	0.0	0.0	0.0	0.0	0.0	0.0	0.0	0.0	0.0	0.0	0.0	0.0	0.0	0.0	0.0
	<b>JUMLAH / SUB TOTAL</b>	<b>1,588.4</b>	<b>245.5</b>	<b>0.0</b>	<b>0.0</b>	<b>0.0</b>	<b>0.0</b>	<b>0.0</b>	<b>0.0</b>	<b>0.0</b>	<b>0.0</b>	<b>1,342.8</b>	<b>0.0</b>	<b>18.8</b>	<b>1,324.1</b>	
<b>REASURANSI / REINSURANCE :</b>																
1	PT Reasuransi International Indonesia	0.0	0.0	9,323.7	8.7	2,134.8	3,079.2	0.0	1,463.6	0.0	0.0	6,919.4	3,665.3	2,540.6	7,944.1	0.0
2	PT Maskapai Reasuransi Indonesia	0.0	0.0	478.0	0.0	0.0	81.1	0.0	0.0	0.0	0.0	396.9	52.1	158.8	290.2	0.0
3	PT Reasuransi Nasional Indonesia	0.0	0.0	3,865.0	0.0	1,839.0	4,760.0	0.0	1,839.0	0.0	366.0	1,916.0	222.0	767.0	1,371.0	0.0
4	PT Tugu Reasuransi Indonesia	0.0	0.0	6,724.8	47.7	0.0	1,404.3	53.7	379.5	0.0	0.0	4,935.0	2,569.1	2,090.3	5,423.8	0.0
	<b>JUMLAH / SUB TOTAL</b>	<b>0.0</b>	<b>0.0</b>	<b>20,391.6</b>	<b>56.3</b>	<b>2,134.8</b>	<b>5,040.6</b>	<b>53.7</b>	<b>3,687.1</b>	<b>0.0</b>	<b>366.0</b>	<b>14,167.3</b>	<b>6,508.5</b>	<b>5,646.6</b>	<b>15,029.2</b>	<b>0.0</b>
	<b>JUMLAH SELURUHNYA</b>	<b>1,284,309.0</b>	<b>15,594.0</b>	<b>63,745.9</b>	<b>79.2</b>	<b>12,506.8</b>	<b>7,207.4</b>	<b>286,251.6</b>	<b>248,763.8</b>	<b>783,281.4</b>	<b>75,386.0</b>	<b>94,908.6</b>	<b>75,643.2</b>	<b>14,196.5</b>	<b>166,353.3</b>	
<b>GRAND TOTAL</b>																

Keterangan / notes :

\*) Tidak menyampaikan Laporan/Have Not Submitted Annual Report  
 \*\*) Telah dicabut Izin usaha Tahun 2012/licenses have been revoked

TABEL 2.11.6 / TABLE 2.11.6  
PREMI USHAHA ASURANSI UMUM DAN REASURANSI TAHUN 2012  
PREMIUMS OF GENERAL INSURANCE AND REINSURANCE BUSINESS IN 2012

Line of Business : Saleit  
Line of Business : Saleit

No	Nama Perusahaan Name of Company	Pos Langsung DIRECT BUSINESS	REASURANSI DAN KOMISI			OUTWARD			CADANGAN PREMI PREMIUM RESERVES			Pendapatan Premi INCOME PREMIUMS			
			(3)	(4)	(5)	(6)	(7)	(8)	(9)	(10)	(11)		(12)	(13)	(14)
(1)	(2)	(3)	(4)	(5)	(6)	(7)	(8)	(9)	(10)	(11)	(12)	(13)	(14)	(15)	(16)
<b>SWASTA NASIONAL / PRIVATE :</b>															
1	PT Asuransi Adira Dinemika	0.0	0.0	0.0	0.0	0.0	0.0	0.0	0.0	0.0	0.0	0.0	0.0	0.0	0.0
2	PT Asuransi Atrindo	0.0	0.0	0.0	0.0	0.0	0.0	0.0	0.0	0.0	0.0	0.0	0.0	0.0	0.0
3	PT ArthaGraha General Insurance	0.0	0.0	0.0	0.0	0.0	0.0	0.0	0.0	0.0	0.0	0.0	0.0	0.0	0.0
4	PT Asuransi Asoka Mas	0.0	0.0	0.0	0.0	0.0	0.0	0.0	0.0	0.0	0.0	0.0	0.0	0.0	0.0
5	PT Asuransi Astra Buana	0.0	0.0	0.0	0.0	0.0	0.0	0.0	0.0	0.0	0.0	0.0	0.0	0.0	0.0
6	PT Avist General Insurance	0.0	0.0	0.0	0.0	0.0	0.0	0.0	0.0	0.0	0.0	0.0	0.0	0.0	0.0
7	PT Asuransi Bangun Astidra	0.0	0.0	0.0	0.0	0.0	0.0	0.0	0.0	0.0	0.0	0.0	0.0	0.0	0.0
8	PT Batavia Mitrafama Insurance	0.0	0.0	0.0	0.0	0.0	0.0	0.0	0.0	0.0	0.0	0.0	0.0	0.0	0.0
9	PT Berdikari Insurance	0.0	0.0	0.0	0.0	0.0	0.0	0.0	0.0	0.0	0.0	0.0	0.0	0.0	0.0
10	PT Asuransi Bhakti Bhayangkara	0.0	0.0	0.0	0.0	0.0	0.0	0.0	0.0	0.0	0.0	0.0	0.0	0.0	0.0
11	PT Asuransi Bina Dana Aifa Tbk.	0.0	0.0	0.0	0.0	0.0	0.0	0.0	0.0	0.0	0.0	0.0	0.0	0.0	0.0
12	PT Asuransi Binagraya Upatara	0.0	0.0	0.0	0.0	0.0	0.0	0.0	0.0	0.0	0.0	0.0	0.0	0.0	0.0
13	PT Asuransi Bintang Tbk.	0.0	0.0	0.0	0.0	0.0	0.0	0.0	0.0	0.0	0.0	0.0	0.0	0.0	0.0
14	PT Asuransi Bosowa Periskop	0.0	0.0	0.0	0.0	0.0	0.0	0.0	0.0	0.0	0.0	0.0	0.0	0.0	0.0
15	PT Asuransi Brinigi Sejahtera Artamakmur	0.0	0.0	0.0	0.0	0.0	0.0	0.0	0.0	0.0	0.0	0.0	0.0	0.0	0.0
16	PT Asuransi Buana Independen	0.0	0.0	0.0	0.0	0.0	0.0	0.0	0.0	0.0	0.0	0.0	0.0	0.0	0.0
17	PT Asuransi Umum Bumpuera Muda 1967	0.0	0.0	0.0	0.0	0.0	0.0	0.0	0.0	0.0	0.0	0.0	0.0	0.0	0.0
18	PT Asuransi Central Asia	0.0	0.0	0.0	0.0	0.0	0.0	0.0	0.0	0.0	0.0	0.0	0.0	0.0	0.0
19	PT Central Sejahtera Insurance	0.0	0.0	0.0	0.0	0.0	0.0	0.0	0.0	0.0	0.0	0.0	0.0	0.0	0.0
20	PT Citra International Underwriters	0.0	0.0	0.0	0.0	0.0	0.0	0.0	0.0	0.0	0.0	0.0	0.0	0.0	0.0
21	PT Asuransi Davin Mitra Tbk.	0.0	0.0	0.0	0.0	0.0	0.0	0.0	0.0	0.0	0.0	0.0	0.0	0.0	0.0
22	PT Asuransi Eka Lloyd Jaya	0.0	0.0	0.0	0.0	0.0	0.0	0.0	0.0	0.0	0.0	0.0	0.0	0.0	0.0
23	PT Asuransi Elispor Indonesia (Persero)	0.0	0.0	0.0	0.0	0.0	0.0	0.0	0.0	0.0	0.0	0.0	0.0	0.0	0.0
24	PT Asuransi Harta Aman Pratama Tbk.	0.0	0.0	0.0	0.0	0.0	0.0	0.0	0.0	0.0	0.0	0.0	0.0	0.0	0.0
25	PT Asuransi Himalaya Pelindung	0.0	0.0	0.0	0.0	0.0	0.0	0.0	0.0	0.0	0.0	0.0	0.0	0.0	0.0
26	PT Asuransi Indrapura	0.0	0.0	0.0	0.0	0.0	0.0	0.0	0.0	0.0	0.0	0.0	0.0	0.0	0.0
27	PT Asuransi Intra Asia	0.0	0.0	0.0	0.0	0.0	0.0	0.0	0.0	0.0	0.0	0.0	0.0	0.0	0.0
28	PT MNC Asuransi Indonesia	8.519.6	837.9	0.0	0.0	0.0	0.0	0.0	8.525.4	0.0	1.530.0	686.4	0.0	274.6	411.8
29	PT Asuransi Jasa Indonesia (Persero)	0.0	0.0	0.0	0.0	0.0	0.0	0.0	0.0	0.0	0.0	0.0	0.0	0.0	0.0
30	PT Asuransi Jasa Raharja Putera	0.0	0.0	0.0	0.0	0.0	0.0	0.0	0.0	0.0	0.0	0.0	0.0	0.0	0.0
31	PT Asuransi Jasa Tania Tbk	0.0	3.4	68.0	0.0	0.0	11.9	0.0	0.0	0.0	0.0	52.7	0.0	21.1	31.6
32	PT Asuransi Jaya Proteksi	0.0	0.0	0.0	0.0	0.0	0.0	0.0	0.0	0.0	0.0	0.0	0.0	0.0	0.0
33	PT Jaya Proteksi Takaful	0.0	0.0	0.0	0.0	0.0	0.0	0.0	0.0	0.0	0.0	0.0	0.0	0.0	0.0
34	PT Asuransi Karyamas Sentralindo *)	0.0	0.0	0.0	0.0	0.0	0.0	0.0	0.0	0.0	0.0	0.0	0.0	0.0	0.0
35	PT Asuransi Kredit Indonesia (Persero)	0.0	0.0	0.0	0.0	0.0	0.0	0.0	0.0	0.0	0.0	0.0	0.0	0.0	0.0
36	PT Lippo General Insurance Tbk.	0.0	0.0	0.0	0.0	0.0	0.0	0.0	0.0	0.0	0.0	0.0	0.0	0.0	0.0
37	PT Asuransi Marpark Indonesia	0.0	0.0	0.0	0.0	0.0	0.0	0.0	0.0	0.0	0.0	0.0	0.0	0.0	0.0
38	PT Malacca Trust Wuwungan Insurance	0.0	0.0	0.0	0.0	0.0	0.0	0.0	0.0	0.0	0.0	0.0	0.0	0.0	0.0
39	PT Asuransi Umum Mega	0.0	0.0	0.0	0.0	0.0	0.0	0.0	0.0	0.0	0.0	0.0	0.0	0.0	0.0
40	PT Asuransi Mega Pratama	0.0	0.0	0.0	0.0	0.0	0.0	0.0	0.0	0.0	0.0	0.0	0.0	0.0	0.0
41	PT Asuransi Mitra Maparya	0.0	0.0	0.0	0.0	0.0	0.0	0.0	0.0	0.0	0.0	0.0	0.0	0.0	0.0
42	PT Asuransi Multi Atria Guna	0.0	0.0	0.0	0.0	0.0	0.0	0.0	0.0	0.0	0.0	0.0	0.0	0.0	0.0
43	PT Pan Pacific Insurance	0.0	0.0	0.0	0.0	0.0	0.0	0.0	0.0	0.0	0.0	0.0	0.0	0.0	0.0
44	PT Panin Insurance Tbk.	0.0	0.0	0.0	0.0	0.0	0.0	0.0	0.0	0.0	0.0	0.0	0.0	0.0	0.0
45	PT Asuransi Parolamas	0.0	0.0	0.0	0.0	0.0	0.0	0.0	0.0	0.0	0.0	0.0	0.0	0.0	0.0
46	PT Asuransi Puri Asih **)	0.0	0.0	0.0	0.0	0.0	0.0	0.0	0.0	0.0	0.0	0.0	0.0	0.0	0.0
47	PT Asuransi Purna Atanugraha	0.0	0.0	0.0	0.0	0.0	0.0	0.0	0.0	0.0	0.0	0.0	0.0	0.0	0.0
48	PT Asuransi Raksa Pratikara	0.0	0.0	0.0	0.0	0.0	0.0	0.0	0.0	0.0	0.0	0.0	0.0	0.0	0.0
49	PT Asuransi Rama Satira Wibawa	0.0	0.0	0.0	0.0	0.0	0.0	0.0	0.0	0.0	0.0	0.0	0.0	0.0	0.0
50	PT Asuransi Ramayana Tbk.	0.0	0.0	0.0	0.0	0.0	0.0	0.0	0.0	0.0	0.0	0.0	0.0	0.0	0.0
51	PT Asuransi Raya	0.0	0.0	0.0	0.0	0.0	0.0	0.0	0.0	0.0	0.0	0.0	0.0	0.0	0.0

No	Nama Perusahaan Name Of company	Pos Langsung DIRECT BUSINESS	REASURANSI DAN KOMISI				INWARD			OUTWARD			CADANGAN PREMI PREMIUM RESERVES			Pendapatan Premi INCOME PREMIUMS
			(3)	(4)	(5)	(6)	(7)	(8)	(9)	(10)	(11)	(12)	(13)	(14)	(15)	
			Komis COMISIONS	Dalam Negeri DOMESTIC	ASEAN ASEAN	Lainnya OTHERS	Komis COMISIONS	Dalam Negeri DOMESTIC	ASEAN ASEAN	Lainnya OTHERS	Komis COMISIONS	Premi Netto NET PREMIUMS	Tahun Lalu PAST YEAR	Tahun Berjalan CURRENT YEAR		
(1)																
	52 PT Asuransi Recapital	0.0	0.0	0.0	0.0	0.0	0.0	0.0	0.0	0.0	0.0	0.0	0.0	0.0	0.0	0.0
	53 PT Asuransi Reliance Indonesia	0.0	0.0	0.0	0.0	0.0	0.0	0.0	0.0	0.0	0.0	0.0	0.0	0.0	0.0	0.0
	54 PT Sarana Lindung Upaya	0.0	0.0	0.0	0.0	0.0	0.0	0.0	0.0	0.0	0.0	0.0	0.0	0.0	0.0	0.0
	55 PT Asuransi Sinar Mas	0.0	0.0	0.0	0.0	0.0	0.0	0.0	0.0	0.0	0.0	0.0	0.0	0.0	0.0	0.0
	56 PT Maskapai Asuransi Sonweils	0.0	0.0	0.0	0.0	0.0	0.0	0.0	0.0	0.0	0.0	0.0	0.0	0.0	0.0	0.0
	57 PT Asuransi Sumit Oto	0.0	0.0	0.0	0.0	0.0	0.0	0.0	0.0	0.0	0.0	0.0	0.0	0.0	0.0	0.0
	58 PT Staco Mandiri	0.0	0.0	0.0	0.0	0.0	0.0	0.0	0.0	0.0	0.0	0.0	0.0	0.0	0.0	0.0
	59 PT Asuransi Tri Pakarta	0.0	0.0	0.0	0.0	0.0	0.0	0.0	0.0	0.0	0.0	0.0	0.0	0.0	0.0	0.0
	60 PT Asuransi Tugu Kresna Pratama	0.0	0.0	0.0	0.0	0.0	0.0	0.0	0.0	0.0	0.0	0.0	0.0	0.0	0.0	0.0
	61 PT Asuransi Takaful Umum	8,320.6	162.5	0.0	0.0	0.0	0.0	56.6	0.0	8,219.8	371.8	253.4	0.0	0.0	0.0	253.4
	62 PT Tugu Pratama Indonesia	0.0	0.0	0.0	0.0	0.0	0.0	0.0	0.0	0.0	0.0	0.0	0.0	0.0	0.0	0.0
	63 PT Victoria Insurance	0.0	0.0	0.0	0.0	0.0	0.0	0.0	0.0	0.0	0.0	0.0	0.0	0.0	0.0	0.0
	64 PT Asuransi Videli	0.0	0.0	0.0	0.0	0.0	0.0	0.0	0.0	0.0	0.0	0.0	0.0	0.0	0.0	0.0
	65 PT Asuransi Wahana Tata	0.0	0.0	0.0	0.0	0.0	0.0	0.0	0.0	0.0	0.0	0.0	0.0	0.0	0.0	0.0
	66 PT Asuransi Wanamekar Handayani	0.0	0.0	0.0	0.0	0.0	0.0	0.0	0.0	0.0	0.0	0.0	0.0	0.0	0.0	0.0
	67 PT Asuransi Mitra Pelindung Mustika *new	0.0	0.0	0.0	0.0	0.0	0.0	0.0	0.0	0.0	0.0	0.0	0.0	0.0	0.0	0.0
	<b>JUMLAH / SUB TOTAL</b>	<b>16,840.2</b>	<b>1,003.8</b>	<b>66.0</b>	<b>0.0</b>	<b>0.0</b>	<b>11.9</b>	<b>56.6</b>	<b>8,525.4</b>	<b>8,219.8</b>	<b>1,901.8</b>	<b>992.5</b>	<b>0.0</b>	<b>295.6</b>	<b>0.0</b>	<b>696.9</b>
<b>PATUNGAN / JOINT VENTURE :</b>																
	1 PT ACE INA Insurance	0.0	0.0	0.0	0.0	0.0	0.0	0.0	0.0	0.0	0.0	0.0	0.0	0.0	0.0	0.0
	2 PT Asuransi Allianz Utama Indonesia	0.0	0.0	0.0	0.0	0.0	0.0	0.0	0.0	0.0	0.0	0.0	0.0	0.0	0.0	0.0
	3 PT Asuransi Axa Indonesia	0.0	0.0	0.0	0.0	0.0	0.0	0.0	0.0	0.0	0.0	0.0	0.0	0.0	0.0	0.0
	4 PT Bess Central Insurance	0.0	0.0	0.0	0.0	0.0	0.0	0.0	0.0	0.0	0.0	0.0	0.0	0.0	0.0	0.0
	5 PT Charitas Insurance Indonesia	0.0	0.0	0.0	0.0	0.0	0.0	0.0	0.0	0.0	0.0	0.0	0.0	0.0	0.0	0.0
	6 PT China Tailong Insurance Indonesia	0.0	0.0	0.0	0.0	0.0	0.0	0.0	0.0	0.0	0.0	0.0	0.0	0.0	0.0	0.0
	7 PT Asuransi CHUBB Indonesia	0.0	0.0	0.0	0.0	0.0	0.0	0.0	0.0	0.0	0.0	0.0	0.0	0.0	0.0	0.0
	8 PT Asuransi Hanjin Komindo	0.0	0.0	0.0	0.0	0.0	0.0	0.0	0.0	0.0	0.0	0.0	0.0	0.0	0.0	0.0
	9 PT KSK Insurance Indonesia	0.0	0.0	0.0	0.0	0.0	0.0	0.0	0.0	0.0	0.0	0.0	0.0	0.0	0.0	0.0
	10 PT LIG Insurance Indonesia	0.0	0.0	0.0	0.0	0.0	0.0	0.0	0.0	0.0	0.0	0.0	0.0	0.0	0.0	0.0
	11 PT MAA General Insurance	0.0	0.0	0.0	0.0	0.0	0.0	0.0	0.0	0.0	0.0	0.0	0.0	0.0	0.0	0.0
	12 PT Asuransi Mandiri Axa General Indonesia	0.0	0.0	0.0	0.0	0.0	0.0	0.0	0.0	0.0	0.0	0.0	0.0	0.0	0.0	0.0
	13 PT Asuransi MSIG Indonesia	0.0	0.0	0.0	0.0	0.0	0.0	0.0	0.0	0.0	0.0	0.0	0.0	0.0	0.0	0.0
	14 PT Asuransi Nipponkoa Indonesia	0.0	0.0	0.0	0.0	0.0	0.0	0.0	0.0	0.0	0.0	0.0	0.0	0.0	0.0	0.0
	15 PT Asuransi QBE Pool Indonesia	0.0	0.0	0.0	0.0	0.0	0.0	0.0	0.0	0.0	0.0	0.0	0.0	0.0	0.0	0.0
	16 PT Asuransi Samsung Tugu	0.0	0.0	0.0	0.0	0.0	0.0	0.0	0.0	0.0	0.0	0.0	0.0	0.0	0.0	0.0
	17 PT Sampo Japan Insurance Indonesia	0.0	0.0	0.0	0.0	0.0	0.0	0.0	0.0	0.0	0.0	0.0	0.0	0.0	0.0	0.0
	18 PT Asuransi Tokio Marine Indonesia	0.0	0.0	0.0	0.0	0.0	0.0	0.0	0.0	0.0	0.0	0.0	0.0	0.0	0.0	0.0
	19 PT Zurich Insurance Indonesia	0.0	0.0	0.0	0.0	0.0	0.0	0.0	0.0	0.0	0.0	0.0	0.0	0.0	0.0	0.0
	<b>JUMLAH / SUB TOTAL</b>	<b>0.0</b>	<b>0.0</b>	<b>0.0</b>	<b>0.0</b>	<b>0.0</b>	<b>52.0</b>	<b>0.0</b>	<b>0.0</b>	<b>0.0</b>	<b>0.0</b>	<b>244.0</b>	<b>0.0</b>	<b>98.0</b>	<b>0.0</b>	<b>146.0</b>
<b>REASURANSI / REINSURANCE :</b>																
	1 PT Reasuransi International Indonesia	0.0	0.0	0.0	0.0	0.0	0.0	0.0	0.0	0.0	0.0	0.0	0.0	0.0	0.0	0.0
	2 PT Maskapai Reasuransi Indonesia	0.0	0.0	0.0	0.0	0.0	52.0	296.0	0.0	0.0	0.0	244.0	0.0	98.0	0.0	146.0
	3 PT Reasuransi Nasional Indonesia	0.0	0.0	0.0	0.0	0.0	0.0	0.0	0.0	0.0	0.0	0.0	0.0	0.0	0.0	0.0
	4 PT Tugu Reasuransi Indonesia	0.0	0.0	0.0	0.0	0.0	0.0	0.0	0.0	0.0	0.0	0.0	0.0	0.0	0.0	0.0
	<b>JUMLAH / SUB TOTAL</b>	<b>0.0</b>	<b>1,003.8</b>	<b>364.0</b>	<b>0.0</b>	<b>0.0</b>	<b>63.9</b>	<b>56.6</b>	<b>8,525.4</b>	<b>8,219.8</b>	<b>1,901.8</b>	<b>1,236.5</b>	<b>0.0</b>	<b>393.6</b>	<b>0.0</b>	<b>842.9</b>
<b>JUMLAH SELURUHNYA</b>																
<b>GRAND TOTAL</b>																

**Keterangan / notes :**

\*) Tidak menyampaikan Laporan/Have Not Submitted Annual Report  
 \*\*) Telah dicabut Izin usaha Tahun 2012/licenses have been revoked

TABEL 2.11.7/TABEL 2.11.7  
PREMI USAHA ASURANSI UMUM DAN REASURANSI TAHUN 2012  
PREMIUMS OF GENERAL INSURANCE AND REINSURANCE BUSINESS IN 2012  
Lini Usaha : Energi Darat  
Line of Business : Energy On-Shore

No	Nama Perusahaan Name of company	Pos Langsung DIRECT BUSINESS	REASURANSI DAN KOMISI			OUTWARD			CADANGAN PREMI PREMIUM RESERVES			Pendapatan Premi INCOME PREMIUMS			
			(3)	(4)	(5)	(6)	(7)	(8)	(9)	(10)	(11)		(12)	(13)	(14)
SWASTA NASIONAL / PRIVATE :															
1	PT Asuransi Adira Dinamika	22.663,5	0,0	0,0	12,709,0	9,532,4	1,727,8	2,149,9	0,0	861,2	1,288,7	0,0	0,0	0,0	0,0
2	PT Asuransi Arianindo	0,0	0,0	0,0	0,0	0,0	0,0	0,0	0,0	0,0	0,0	0,0	0,0	0,0	0,0
3	PT ArthaGraha General Insurance	0,0	0,0	0,0	0,0	0,0	0,0	0,0	0,0	0,0	0,0	0,0	0,0	0,0	0,0
4	PT Asuransi Asoka Mas	0,0	0,0	0,0	0,0	0,0	0,0	0,0	0,0	0,0	0,0	0,0	0,0	0,0	0,0
5	PT Asuransi Astra Buana	0,0	0,0	0,0	0,0	0,0	0,0	0,0	0,0	0,0	0,0	0,0	0,0	0,0	0,0
6	PT Avist General Insurance	0,0	0,0	0,0	0,0	0,0	0,0	0,0	0,0	0,0	0,0	0,0	0,0	0,0	0,0
7	PT Asuransi Bangun Askrida	4,162,3	99,9	63,8	3,191,0	0,0	240,8	1,155,0	9,9	468,7	686,3	0,0	0,0	0,0	0,0
8	PT Batavia Maritama Insurance	0,0	0,0	0,0	0,0	0,0	0,0	0,0	0,0	0,0	0,0	0,0	0,0	0,0	0,0
9	PT Berdikari Insurance	0,0	0,0	0,0	0,0	0,0	0,0	0,0	0,0	0,0	0,0	0,0	0,0	0,0	0,0
10	PT Asuransi Bhakti Bhayangkara	0,0	0,0	0,0	0,0	0,0	0,0	0,0	0,0	0,0	0,0	0,0	0,0	0,0	0,0
11	PT Asuransi Bina Dana Arta Tbk.	0,0	0,0	0,0	0,0	0,0	0,0	0,0	0,0	0,0	0,0	0,0	0,0	0,0	0,0
12	PT Asuransi Binagriya Upakara	0,0	0,0	0,0	0,0	0,0	0,0	0,0	0,0	0,0	0,0	0,0	0,0	0,0	0,0
13	PT Asuransi Binitang Tbk.	0,0	0,0	0,0	0,0	0,0	0,0	0,0	0,0	0,0	0,0	0,0	0,0	0,0	0,0
14	PT Asuransi Bosowa Perisikop	0,0	0,0	0,0	0,0	0,0	0,0	0,0	0,0	0,0	0,0	0,0	0,0	0,0	0,0
15	PT Asuransi Bintang Sejathera Ariamakmur	0,0	0,0	0,0	0,0	0,0	0,0	0,0	0,0	0,0	0,0	0,0	0,0	0,0	0,0
16	PT Asuransi Buana Independent	0,0	0,0	0,0	0,0	0,0	0,0	0,0	0,0	0,0	0,0	0,0	0,0	0,0	0,0
17	PT Asuransi Umum Bumpuera Muda 1967	0,0	0,0	0,0	0,0	0,0	0,0	0,0	0,0	0,0	0,0	0,0	0,0	0,0	0,0
18	PT Asuransi Central Asia	0,0	0,0	0,0	0,0	0,0	0,0	0,0	0,0	0,0	0,0	0,0	0,0	0,0	0,0
19	PT Central Sejahtera Insurance	0,0	0,0	0,0	0,0	0,0	0,0	0,0	0,0	0,0	0,0	0,0	0,0	0,0	0,0
20	PT Citra International Underwriters	0,0	0,0	0,0	0,0	0,0	0,0	0,0	0,0	0,0	0,0	0,0	0,0	0,0	0,0
21	PT Asuransi Davin Mitra Tbk.	0,0	0,0	0,0	0,0	0,0	0,0	0,0	0,0	0,0	0,0	0,0	0,0	0,0	0,0
22	PT Asuransi Eka Lloyd Java	0,0	0,0	0,0	0,0	0,0	0,0	0,0	0,0	0,0	0,0	0,0	0,0	0,0	0,0
23	PT Asuransi Ekspor Indonesia (Persero)	0,0	0,0	0,0	0,0	0,0	0,0	0,0	0,0	0,0	0,0	0,0	0,0	0,0	0,0
24	PT Asuransi Harta Aman Pratama Tbk.	0,0	0,0	0,0	0,0	0,0	0,0	0,0	0,0	0,0	0,0	0,0	0,0	0,0	0,0
25	PT Asuransi Himalaya Pelindo	1,853,4	122,6	1,5	2,060,2	184,2	523,4	10,8	22,1	4,3	28,6	0,0	0,0	0,0	0,0
26	PT Asuransi Indrapura	0,0	0,0	0,0	0,0	0,0	0,0	0,0	0,0	0,0	0,0	0,0	0,0	0,0	0,0
27	PT Asuransi Intra Asia	0,0	0,0	0,0	0,0	0,0	0,0	0,0	0,0	0,0	0,0	0,0	0,0	0,0	0,0
28	PT MNC Asuransi Indonesia	0,0	0,0	0,0	0,0	0,0	0,0	0,0	0,0	0,0	0,0	0,0	0,0	0,0	0,0
29	PT Asuransi Jasa Indonesia (Persero)	9,170,6	19,6	476,8	480,9	0,0	12,659,6	937,0	4,318,0	(296,0)	2,839,8	0,0	0,0	0,0	0,0
30	PT Asuransi Jasa Raharja Putera	3,503,5	701,1	0,0	3,121,9	0,0	271,2	(46,3)	0,0	0,0	(46,3)	0,0	0,0	0,0	0,0
31	PT Asuransi Jasa Tania Tbk.	0,0	0,0	0,0	0,0	0,0	0,0	0,0	0,0	0,0	0,0	0,0	0,0	0,0	0,0
32	PT Asuransi Jaya Proteksi	0,0	0,0	0,0	0,0	0,0	0,0	0,0	0,0	0,0	0,0	0,0	0,0	0,0	0,0
33	PT Jaya Proteksi Takaful	0,0	0,0	0,0	0,0	0,0	0,0	0,0	0,0	0,0	0,0	0,0	0,0	0,0	0,0
34	PT Asuransi Karyamas Sentralindo *)	0,0	0,0	0,0	0,0	0,0	0,0	0,0	0,0	0,0	0,0	0,0	0,0	0,0	0,0
35	PT Asuransi Kredit Indonesia (Persero)	0,0	0,0	0,0	0,0	0,0	0,0	0,0	0,0	0,0	0,0	0,0	0,0	0,0	0,0
36	PT Lippo General Insurance Tbk.	0,0	0,0	0,0	0,0	0,0	0,0	0,0	0,0	0,0	0,0	0,0	0,0	0,0	0,0
37	PT Asuransi Malpark Indonesia	0,0	0,0	0,0	0,0	0,0	0,0	0,0	0,0	0,0	0,0	0,0	0,0	0,0	0,0
38	PT Malacca Trust Wuwungan Insurance	0,0	0,0	0,0	0,0	0,0	0,0	0,0	0,0	0,0	0,0	0,0	0,0	0,0	0,0
39	PT Asuransi Umum Mega	0,0	0,0	0,0	0,0	0,0	0,0	0,0	0,0	0,0	0,0	0,0	0,0	0,0	0,0
40	PT Asuransi Mega Pratama	0,0	0,0	0,0	0,0	0,0	0,0	0,0	0,0	0,0	0,0	0,0	0,0	0,0	0,0
41	PT Asuransi Mitra Maravia	0,0	0,0	0,0	0,0	0,0	0,0	0,0	0,0	0,0	0,0	0,0	0,0	0,0	0,0
42	PT Asuransi Multi Artha Guna	0,0	0,0	0,0	0,0	0,0	0,0	0,0	0,0	0,0	0,0	0,0	0,0	0,0	0,0
43	PT Pan Pacific Insurance	0,0	0,0	0,0	0,0	0,0	0,0	0,0	0,0	0,0	0,0	0,0	0,0	0,0	0,0
44	PT Pan Pacific Insurance Tbk.	1,071,7	25,9	924,2	924,2	0,0	80,9	203,2	2,4	53,0	152,6	0,0	0,0	0,0	0,0
45	PT Asuransi Parolamas	0,0	0,0	0,0	0,0	0,0	0,0	0,0	0,0	0,0	0,0	0,0	0,0	0,0	0,0
46	PT Asuransi Putri Asih **)	0,0	0,0	0,0	0,0	0,0	0,0	0,0	0,0	0,0	0,0	0,0	0,0	0,0	0,0
47	PT Asuransi Prima Arfanugraha	0,0	0,0	0,0	0,0	0,0	0,0	0,0	0,0	0,0	0,0	0,0	0,0	0,0	0,0
48	PT Asuransi Raksa Pratikara	0,0	0,0	0,0	0,0	0,0	0,0	0,0	0,0	0,0	0,0	0,0	0,0	0,0	0,0
49	PT Asuransi Rama Safira Wibawa	0,0	0,0	0,0	0,0	0,0	0,0	0,0	0,0	0,0	0,0	0,0	0,0	0,0	0,0
50	PT Asuransi Ramayana Tbk.	0,0	0,0	0,0	0,0	0,0	0,0	0,0	0,0	0,0	0,0	0,0	0,0	0,0	0,0
51	PT Asuransi Raya	0,0	0,0	0,0	0,0	0,0	0,0	0,0	0,0	0,0	0,0	0,0	0,0	0,0	0,0

No	Nama Perusahaan Name Of company	Pos Langsung DIRECT BUSINESS	REASURANSI DAN KOMISI			INWARD			OUTWARD			CADANGAN PREMI PREMIUM RESERVES			Pendapatan Premi INCOME PREMIUMS
			Komisi COMISIONS	Dalam Negri DOMESTIC	ASEAN ASEAN	Lainnya OTHERS	Komisi COMISIONS	Dalam Negri DOMESTIC	ASEAN ASEAN	Lainnya OTHERS	Komisi COMISIONS	Premi Netto NET PREMIUMS	Tahun Lalu PAST YEAR	Tahun Berjalan CURRENT YEAR	
(1)	(2)	(3)	(4)	(5)	(6)	(7)	(8)	(9)	(10)	(11)	(12)	(13)	(14)	(15)	(16)
52	PT Asuransi Recaptital	1.498.1	0.0	0.0	0.0	0.0	0.0	0.0	0.0	0.0	0.0	1,498.1	0.0	0.0	1,498.1
53	PT Asuransi Reliance Indonesia	0.0	0.0	0.0	0.0	0.0	0.0	0.0	0.0	0.0	0.0	0.0	0.0	0.0	0.0
54	PT Sarana Lindung Upaya	0.0	0.0	0.0	0.0	0.0	0.0	0.0	0.0	0.0	0.0	0.0	0.0	0.0	0.0
55	PT Asuransi Sinar Mas	0.0	0.0	0.0	0.0	0.0	0.0	0.0	0.0	0.0	0.0	0.0	0.0	0.0	0.0
56	PT Maskapai Asuransi Sonwellis	0.0	0.0	0.0	0.0	0.0	0.0	0.0	0.0	0.0	0.0	0.0	0.0	0.0	0.0
57	PT Asuransi Sumit Oto	0.0	0.0	0.0	0.0	0.0	0.0	0.0	0.0	0.0	0.0	0.0	0.0	0.0	0.0
58	PT Staco Mandiri	0.0	0.0	0.0	0.0	0.0	0.0	0.0	0.0	0.0	0.0	0.0	0.0	0.0	0.0
59	PT Asuransi Tri Pakarta	0.0	0.0	0.0	0.0	0.0	0.0	0.0	0.0	0.0	0.0	0.0	0.0	0.0	0.0
60	PT Asuransi Tugu Kresna Pratama	0.0	0.0	0.0	0.0	0.0	0.0	0.0	0.0	0.0	0.0	0.0	0.0	0.0	0.0
61	PT Asuransi Takaful Unum	21,066.5	299.4	0.0	0.0	0.0	0.0	16,935.8	2,572.4	791.8	1,979.2	2,455.3	0.0	0.0	2,455.3
62	PT Tugu Pratama Indonesia	0.0	0.0	0.0	0.0	0.0	0.0	0.0	0.0	0.0	0.0	0.0	0.0	0.0	0.0
63	PT Victoria Insurance	0.0	0.0	0.0	0.0	0.0	0.0	0.0	0.0	0.0	0.0	0.0	0.0	0.0	0.0
64	PT Asuransi Vidai	0.0	0.0	0.0	0.0	0.0	0.0	0.0	0.0	0.0	0.0	0.0	0.0	0.0	0.0
65	PT Asuransi Wahana Tata	0.0	0.0	0.0	0.0	0.0	0.0	0.0	0.0	0.0	0.0	0.0	0.0	0.0	0.0
66	PT Asuransi Wanamekar Handayani	0.0	0.0	0.0	0.0	0.0	0.0	0.0	0.0	0.0	0.0	0.0	0.0	0.0	0.0
67	PT Asuransi Mitra Pelelindung Mustika 'new	0.0	0.0	0.0	0.0	0.0	0.0	0.0	0.0	0.0	0.0	0.0	0.0	0.0	0.0
<b>JUMLAH/ SUB TOTAL</b>		<b>64,991.6</b>	<b>1,259.4</b>	<b>543.0</b>	<b>0.0</b>	<b>812.5</b>	<b>52.7</b>	<b>39,403.0</b>	<b>12,289.0</b>	<b>13,451.4</b>	<b>5,760.2</b>	<b>5,651.9</b>	<b>4,352.4</b>	<b>1,091.1</b>	<b>8,913.2</b>
<b>PATUNGAN / JOINT VENTURE :</b>															
1	PT ACE INA Insurance	1.430.0	989.0	0.0	0.0	7,437.0	0.0	989.0	0.0	7,467.0	1,432.0	874.0	3,466.0	1,763.0	2,577.0
2	PT Asuransi Allianz Utama Indonesia	0.0	0.0	0.0	0.0	0.0	0.0	0.0	0.0	0.0	0.0	0.0	0.0	0.0	0.0
3	PT Asuransi Axa Indonesia	0.0	0.0	0.0	0.0	0.0	0.0	0.0	0.0	0.0	0.0	0.0	0.0	0.0	0.0
4	PT Bess Central Insurance	0.0	0.0	0.0	0.0	0.0	0.0	0.0	0.0	0.0	0.0	0.0	0.0	0.0	0.0
5	PT Charis Insurance Indonesia	54,783.6	0.0	0.0	0.0	0.0	0.0	0.0	71.0	105,338.1	485.2	(50,140.2)	154.0	154.0	(50,140.2)
6	PT China Taiping Insurance Indonesia	0.0	0.0	0.0	0.0	0.0	0.0	0.0	0.0	0.0	0.0	0.0	0.0	0.0	0.0
7	PT Asuransi CHUBB Indonesia	0.0	0.0	0.0	0.0	0.0	0.0	0.0	0.0	0.0	0.0	0.0	0.0	0.0	0.0
8	PT Asuransi Haijin Komindo	0.0	0.0	0.0	0.0	0.0	0.0	0.0	0.0	0.0	0.0	0.0	0.0	0.0	0.0
9	PT KSK Insurance Indonesia	0.0	0.0	0.0	0.0	0.0	0.0	0.0	0.0	0.0	0.0	0.0	0.0	0.0	0.0
10	PT LIG Insurance Indonesia	0.0	0.0	0.0	0.0	0.0	0.0	0.0	0.0	0.0	0.0	0.0	0.0	0.0	0.0
11	PT MAA General Insurance	0.0	0.0	0.0	0.0	0.0	0.0	0.0	0.0	0.0	0.0	0.0	0.0	0.0	0.0
12	PT Asuransi Mandiri Axa General Indonesia	0.0	0.0	17.0	0.0	0.0	8.0	0.0	0.0	0.0	0.0	9.0	16.0	9.0	16.0
13	PT Asuransi MSIG Indonesia	0.0	0.0	0.0	0.0	0.0	0.0	0.0	0.0	0.0	0.0	0.0	0.0	0.0	0.0
14	PT Asuransi Nipponkoa Indonesia	0.0	0.0	0.0	0.0	0.0	0.0	0.0	0.0	0.0	0.0	0.0	0.0	0.0	0.0
15	PT Asuransi QBE Pool Indonesia	0.0	0.0	0.0	0.0	0.0	0.0	0.0	0.0	0.0	0.0	0.0	0.0	0.0	0.0
16	PT Asuransi Samsung Tugu	0.0	0.0	0.0	0.0	0.0	0.0	0.0	0.0	0.0	0.0	0.0	0.0	0.0	0.0
17	PT Sampo Japan Insurance Indonesia	0.0	0.0	0.0	0.0	0.0	0.0	0.0	0.0	0.0	0.0	0.0	0.0	0.0	0.0
18	PT Asuransi Tokio Marine Indonesia	0.0	0.0	0.0	0.0	0.0	0.0	0.0	0.0	0.0	0.0	0.0	0.0	0.0	0.0
19	PT Zurich Insurance Indonesia	0.0	0.0	0.0	0.0	0.0	0.0	0.0	0.0	0.0	0.0	0.0	0.0	0.0	0.0
<b>JUMLAH/ SUB TOTAL</b>		<b>56,213.6</b>	<b>989.0</b>	<b>17.0</b>	<b>0.0</b>	<b>7,437.0</b>	<b>8.0</b>	<b>989.0</b>	<b>71.0</b>	<b>112,805.1</b>	<b>1,917.2</b>	<b>(49,257.2)</b>	<b>3,636.0</b>	<b>1,925.0</b>	<b>(47,547.2)</b>
<b>REASURANSI / REINSURANCE :</b>															
1	PT Reasuransi Internasional Indonesia	0.0	0.0	0.0	0.0	0.0	0.0	0.0	0.0	0.0	0.0	0.0	0.0	0.0	0.0
2	PT Maskapai Reasuransi Indonesia	0.0	0.0	0.0	0.0	0.0	0.0	0.0	0.0	0.0	0.0	0.0	0.0	0.0	0.0
3	PT Reasuransi Nasional Indonesia	0.0	0.0	0.0	0.0	0.0	0.0	0.0	0.0	0.0	0.0	0.0	0.0	0.0	0.0
4	PT Tugu Reasuransi Indonesia	0.0	0.0	0.0	0.0	0.0	0.0	0.0	0.0	0.0	0.0	0.0	0.0	0.0	0.0
<b>JUMLAH/ SUB TOTAL</b>		<b>0.0</b>	<b>0.0</b>	<b>0.0</b>	<b>0.0</b>	<b>0.0</b>	<b>0.0</b>	<b>0.0</b>	<b>0.0</b>	<b>0.0</b>	<b>0.0</b>	<b>0.0</b>	<b>0.0</b>	<b>0.0</b>	<b>0.0</b>
<b>JUMLAH SELURUHNYA</b>		<b>121,205.2</b>	<b>2,248.4</b>	<b>560.0</b>	<b>0.0</b>	<b>8,249.5</b>	<b>60.7</b>	<b>40,372.0</b>	<b>12,360.0</b>	<b>126,266.5</b>	<b>7,677.4</b>	<b>(45,605.4)</b>	<b>7,988.4</b>	<b>3,017.1</b>	<b>(38,654.1)</b>
<b>GRAND TOTAL</b>															

Keterangan / notes :  
\*) Tidak menyampaikan Laporan/Have Not Submitted Annual Report  
\*\*) Telah dicabut Izin usaha Tahun 2012/licenses have been revoked

TABEL 2.11.8 / TABLE 2.11.8  
PREMI USHAHA ASURANSI UMUM DAN REASURANSI TAHUN 2012  
PREMIUMS OF GENERAL INSURANCE AND REINSURANCE BUSINESS IN 2012

Line of Business : Energi Lepas Pantai  
Line of Business : Energy Off Shore

No	Nama Perusahaan Name of Company	Pos Langsung DIRECT BUSINESS	REASURANSI DAN KOMISI			OUTWARD			CADANGAN PREMI PREMIUM RESERVES			Pendapatan Premi INCOME PREMIUMS			
			(3)	(4)	(5)	(6)	(7)	(8)	(9)	(10)	(11)		(12)	(13)	(14)
(1)	(2)	(3)	(4)	(5)	(6)	(7)	(8)	(9)	(10)	(11)	(12)	(13)	(14)	(15)	(16)
<b>SWASTA NASIONAL / PRIVATE :</b>															
1	PT Asuransi Adira Dinamika	0.0	0.0	0.0	0.0	0.0	0.0	0.0	0.0	0.0	0.0	0.0	0.0	0.0	0.0
2	PT Asuransi Atrando	0.0	0.0	0.0	0.0	0.0	0.0	0.0	0.0	0.0	0.0	0.0	0.0	0.0	0.0
3	PT ArthaGraha General Insurance	0.0	0.0	0.0	0.0	0.0	0.0	0.0	0.0	0.0	0.0	0.0	0.0	0.0	0.0
4	PT Asuransi Asoka Mas	0.0	0.0	0.0	0.0	0.0	0.0	0.0	0.0	0.0	0.0	0.0	0.0	0.0	0.0
5	PT Asuransi Astra Buana	19,324.8	1,923.9	0.0	0.0	0.0	0.0	6,025.5	12,167.4	0.0	2,308.8	1,516.7	744.9	452.7	1,805.9
6	PT Avist General Insurance	0.0	0.0	0.0	0.0	0.0	0.0	0.0	0.0	0.0	0.0	0.0	0.0	0.0	0.0
7	PT Asuransi Bangun Astrida	0.0	0.0	0.0	0.0	0.0	0.0	0.0	0.0	0.0	0.0	0.0	0.0	0.0	0.0
8	PT Batavia Mitrafama Insurance	0.0	0.0	0.0	0.0	0.0	0.0	0.0	0.0	0.0	0.0	0.0	0.0	0.0	0.0
9	PT Berdikari Insurance	0.0	0.0	0.0	0.0	0.0	0.0	0.0	0.0	0.0	0.0	0.0	0.0	0.0	0.0
10	PT Asuransi Bhakti Bhayangkara	0.0	0.0	0.0	0.0	0.0	0.0	0.0	0.0	0.0	0.0	0.0	0.0	0.0	0.0
11	PT Asuransi Bina Dana Aifa Tbk.	0.0	0.0	0.0	0.0	0.0	0.0	0.0	0.0	0.0	0.0	0.0	0.0	0.0	0.0
12	PT Asuransi Binagraya Upatara	0.0	0.0	0.0	0.0	0.0	0.0	0.0	0.0	0.0	0.0	0.0	0.0	0.0	0.0
13	PT Asuransi Bintang Tbk.	0.0	0.0	0.0	0.0	0.0	0.0	0.0	0.0	0.0	0.0	0.0	0.0	0.0	0.0
14	PT Asuransi Bosowa Periskop	0.0	0.0	0.0	0.0	0.0	0.0	0.0	0.0	0.0	0.0	0.0	0.0	0.0	0.0
15	PT Asuransi Brinjin Sejahtera Artamakmur	0.0	0.0	0.0	0.0	0.0	0.0	0.0	0.0	0.0	0.0	0.0	0.0	0.0	0.0
16	PT Asuransi Buana Independen	0.0	0.0	0.0	0.0	0.0	0.0	0.0	0.0	0.0	0.0	0.0	0.0	0.0	0.0
17	PT Asuransi Umum Bumpuera Muda 1967	0.0	0.0	0.0	0.0	0.0	0.0	0.0	0.0	0.0	0.0	0.0	0.0	0.0	0.0
18	PT Asuransi Central Asia	0.0	0.0	0.0	0.0	0.0	0.0	0.0	0.0	0.0	0.0	0.0	0.0	0.0	0.0
19	PT Central Sejahtera Insurance	0.0	0.0	0.0	0.0	0.0	0.0	0.0	0.0	0.0	0.0	0.0	0.0	0.0	0.0
20	PT Citra International Underwriters	0.0	0.0	0.0	0.0	0.0	0.0	0.0	0.0	0.0	0.0	0.0	0.0	0.0	0.0
21	PT Asuransi Davin Mitra Tbk.	0.0	0.0	0.0	0.0	0.0	0.0	0.0	0.0	0.0	0.0	0.0	0.0	0.0	0.0
22	PT Asuransi Eka Lloyd Jaya	0.0	0.0	0.0	0.0	0.0	0.0	0.0	0.0	0.0	0.0	0.0	0.0	0.0	0.0
23	PT Asuransi Elispor Indonesia (Persero)	0.0	0.0	0.0	0.0	0.0	0.0	0.0	0.0	0.0	0.0	0.0	0.0	0.0	0.0
24	PT Asuransi Harta Aman Pratama Tbk.	0.0	0.0	54.9	0.0	0.0	19.2	0.0	0.0	0.0	0.0	35.7	29.1	14.3	50.4
25	PT Asuransi Himalaya Pelindung	0.0	0.0	0.0	0.0	0.0	0.0	0.0	0.0	0.0	0.0	0.0	0.0	0.0	0.0
26	PT Asuransi Indrapura	0.0	0.0	0.0	0.0	0.0	0.0	0.0	0.0	0.0	0.0	0.0	0.0	0.0	0.0
27	PT Asuransi Intra Asia	0.0	0.0	0.0	0.0	0.0	0.0	0.0	0.0	0.0	0.0	0.0	0.0	0.0	0.0
28	PT MNC Asuransi Indonesia	309,373.3	10,529.0	244,600.6	0.0	197.9	22,454.3	11,660.2	0.0	504,129.2	81,644.2	87,043.5	17,024.0	14,495.1	89,572.4
29	PT Asuransi Jasa Indonesia (Persero)	0.0	0.0	0.0	0.0	0.0	0.0	0.0	0.0	0.0	0.0	0.0	0.0	0.0	0.0
30	PT Asuransi Jasa Raharja Putera	0.0	0.0	0.0	0.0	0.0	0.0	0.0	0.0	0.0	0.0	0.0	0.0	0.0	0.0
31	PT Asuransi Jasa Tania Tbk.	0.0	0.0	0.0	0.0	0.0	0.0	0.0	0.0	0.0	0.0	0.0	0.0	0.0	0.0
32	PT Asuransi Jaya Proteksi	0.0	0.0	0.0	0.0	0.0	0.0	0.0	0.0	0.0	0.0	0.0	0.0	0.0	0.0
33	PT Jaya Proteksi Takaful	0.0	0.0	0.0	0.0	0.0	0.0	0.0	0.0	0.0	0.0	0.0	0.0	0.0	0.0
34	PT Asuransi Karyamas Sentralindo *)	0.0	0.0	0.0	0.0	0.0	0.0	0.0	0.0	0.0	0.0	0.0	0.0	0.0	0.0
35	PT Asuransi Kredit Indonesia (Persero)	0.0	0.0	0.0	0.0	0.0	0.0	0.0	0.0	0.0	0.0	0.0	0.0	0.0	0.0
36	PT Lippo General Insurance Tbk.	0.0	0.0	0.0	0.0	0.0	0.0	0.0	0.0	0.0	0.0	0.0	0.0	0.0	0.0
37	PT Asuransi Marpark Indonesia	0.0	0.0	0.0	0.0	0.0	0.0	0.0	0.0	0.0	0.0	0.0	0.0	0.0	0.0
38	PT Malacca Trust Wuwungan Insurance	0.0	0.0	0.0	0.0	0.0	0.0	0.0	0.0	0.0	0.0	0.0	0.0	0.0	0.0
39	PT Asuransi Umum Mega	0.0	0.0	0.0	0.0	0.0	0.0	0.0	0.0	0.0	0.0	0.0	0.0	0.0	0.0
40	PT Asuransi Mega Pratama	0.0	0.0	0.0	0.0	0.0	0.0	0.0	0.0	0.0	0.0	0.0	0.0	0.0	0.0
41	PT Asuransi Mitra Maparya	0.0	0.0	0.0	0.0	0.0	0.0	0.0	0.0	0.0	0.0	0.0	0.0	0.0	0.0
42	PT Asuransi Muli Atria Guna	0.0	0.0	139.9	0.0	0.0	49.0	0.0	0.0	0.0	0.0	90.9	49.2	27.3	112.8
43	PT Pan Pacific Insurance	0.0	0.0	0.0	0.0	0.0	0.0	0.0	0.0	0.0	0.0	0.0	0.0	0.0	0.0
44	PT Panin Insurance Tbk.	9,721.7	234.2	8.6	0.0	0.0	3.0	8,472.1	0.0	0.0	1,142.3	2,163.4	32.8	480.5	1,715.7
45	PT Asuransi Parolamas	0.0	0.0	0.0	0.0	0.0	0.0	0.0	0.0	0.0	0.0	0.0	0.0	0.0	0.0
46	PT Asuransi Puri Ash **)	0.0	0.0	0.0	0.0	0.0	0.0	0.0	0.0	0.0	0.0	0.0	0.0	0.0	0.0
47	PT Asuransi Purna Atanugraha	579.4	98.8	87.9	0.0	0.0	0.0	328.4	3.3	0.0	52.9	291.7	202.0	116.7	377.0
48	PT Asuransi Raksa Pratikara	0.0	0.0	0.0	0.0	0.0	0.0	0.0	0.0	0.0	0.0	0.0	0.0	0.0	0.0
49	PT Asuransi Rama Satria Wibawa	0.0	0.0	0.0	0.0	0.0	0.0	0.0	0.0	0.0	0.0	0.0	0.0	0.0	0.0
50	PT Asuransi Ramayana Tbk.	0.0	0.0	0.0	0.0	0.0	0.0	0.0	0.0	0.0	0.0	0.0	0.0	0.0	0.0
51	PT Asuransi Raya	0.0	0.0	0.0	0.0	0.0	0.0	0.0	0.0	0.0	0.0	0.0	0.0	0.0	0.0

No	Nama Perusahaan Name Of company	Pos Langsung DIRECT BUSINESS	REASURANSI DAN KOMISI				INWARD			OUTWARD			CADANGAN PREMI PREMIUM RESERVES			Pendapatan Premi INCOME PREMIUMS
			(3)	(4)	(5)	(6)	(7)	(8)	(9)	(10)	(11)	(12)	(13)	(14)	(15)	
			Komisi COMISIONS	Dalam Negeri DOMESTIC	ASEAN ASEAN	Lainnya OTHERS	Komisi COMISIONS	Dalam Negeri DOMESTIC	ASEAN ASEAN	Lainnya OTHERS	Komisi COMISIONS	Premi Netto NET PREMIUMS	Tahun Lalu PAST YEAR	Tahun Berjalan CURRENT YEAR		
(1)																
52	PT Asuransi Recapital	0.0	0.0	0.0	0.0	0.0	0.0	0.0	0.0	0.0	0.0	0.0	0.0	0.0	0.0	0.0
53	PT Asuransi Reliance Indonesia	0.0	0.0	0.0	0.0	0.0	0.0	0.0	0.0	0.0	0.0	0.0	0.0	0.0	0.0	0.0
54	PT Sarana Lindung Upaya	0.0	0.0	0.0	0.0	0.0	0.0	0.0	0.0	0.0	0.0	0.0	0.0	0.0	0.0	0.0
55	PT Asuransi Sinar Mas	0.0	0.0	0.0	0.0	0.0	0.0	0.0	0.0	0.0	0.0	0.0	0.0	0.0	0.0	0.0
56	PT Maskapai Asuransi Sonwells	0.0	0.0	0.0	0.0	0.0	0.0	0.0	0.0	0.0	0.0	0.0	0.0	0.0	0.0	0.0
57	PT Asuransi Sumit Oto	0.0	0.0	0.0	0.0	0.0	0.0	0.0	0.0	0.0	0.0	0.0	0.0	0.0	0.0	0.0
58	PT Staco Mandiri	0.0	0.0	0.0	0.0	0.0	0.0	0.0	0.0	0.0	0.0	0.0	0.0	0.0	0.0	0.0
59	PT Asuransi Tri Pakarta	0.0	0.0	0.0	0.0	0.0	0.0	0.0	0.0	0.0	0.0	0.0	0.0	0.0	0.0	0.0
60	PT Asuransi Tugu Kresna Pratama	0.0	0.0	0.0	0.0	0.0	0.0	0.0	0.0	0.0	0.0	0.0	0.0	0.0	0.0	0.0
61	PT Asuransi Takaful Umum	202,063.0	16,357.3	0.0	0.0	206.2	56.7	87,077.0	32,858.3	68,517.4	27,910.1	25,302.7	0.0	0.0	0.0	25,302.7
62	PT Tugu Pratama Indonesia	0.0	0.0	0.0	0.0	0.0	0.0	0.0	0.0	0.0	0.0	0.0	0.0	0.0	0.0	0.0
63	PT Victoria Insurance	0.0	0.0	0.0	0.0	0.0	0.0	0.0	0.0	0.0	0.0	0.0	0.0	0.0	0.0	0.0
64	PT Asuransi Videi	0.0	0.0	0.0	0.0	0.0	0.0	0.0	0.0	0.0	0.0	0.0	0.0	0.0	0.0	0.0
65	PT Asuransi Wahana Tata	126,351.6	10,383.8	(26.6)	0.0	0.0	(4.0)	73,891.9	27,686.7	183.2	8,601.3	22,784.6	16,615.9	9,825.3	29,575.2	9,825.3
66	PT Asuransi Wanamekar Handayani	0.0	0.0	0.0	0.0	0.0	0.0	0.0	0.0	0.0	0.0	0.0	0.0	0.0	0.0	0.0
67	PT Asuransi Mitra Pelindung Mustika 'new	0.0	0.0	0.0	0.0	0.0	0.0	0.0	0.0	0.0	0.0	0.0	0.0	0.0	0.0	0.0
	<b>JUMLAH / SUB TOTAL</b>	<b>667,403.7</b>	<b>39,526.9</b>	<b>244,865.5</b>	<b>0.0</b>	<b>404.0</b>	<b>22,578.2</b>	<b>187,463.1</b>	<b>72,715.7</b>	<b>572,829.8</b>	<b>121,689.5</b>	<b>139,229.1</b>	<b>34,697.8</b>	<b>25,411.7</b>	<b>148,515.2</b>	<b>148,515.2</b>
<b>PATUNGAN / JOINT VENTURE :</b>																
1	PT ACE INA Insurance	0.0	0.0	0.0	0.0	0.0	0.0	0.0	0.0	0.0	0.0	0.0	0.0	0.0	0.0	0.0
2	PT Asuransi Allianz Utama Indonesia	0.0	0.0	0.0	0.0	0.0	0.0	0.0	0.0	0.0	0.0	0.0	0.0	0.0	0.0	0.0
3	PT Asuransi Axa Indonesia	0.0	0.0	0.0	0.0	0.0	0.0	0.0	0.0	0.0	0.0	0.0	0.0	0.0	0.0	0.0
4	PT Bess Central Insurance	0.0	0.0	0.0	0.0	0.0	0.0	0.0	0.0	0.0	0.0	0.0	0.0	0.0	0.0	0.0
5	PT Charis Insurance Indonesia	0.0	0.0	0.0	0.0	0.0	0.0	0.0	0.0	0.0	0.0	0.0	0.0	0.0	0.0	0.0
6	PT China Tailong Insurance Indonesia	0.0	0.0	0.0	0.0	0.0	0.0	0.0	0.0	0.0	0.0	0.0	0.0	0.0	0.0	0.0
7	PT Asuransi CHUBB Indonesia	0.0	0.0	0.0	0.0	0.0	0.0	0.0	0.0	0.0	0.0	0.0	0.0	0.0	0.0	0.0
8	PT Asuransi Hanjin Komindo	0.0	0.0	0.0	0.0	0.0	0.0	0.0	0.0	0.0	0.0	0.0	0.0	0.0	0.0	0.0
9	PT KSK Insurance Indonesia	0.0	0.0	0.0	0.0	0.0	0.0	0.0	0.0	0.0	0.0	0.0	0.0	0.0	0.0	0.0
10	PT LIG Insurance Indonesia	0.0	0.0	0.0	0.0	0.0	0.0	0.0	0.0	0.0	0.0	0.0	0.0	0.0	0.0	0.0
11	PT MAA General Insurance	0.0	0.0	0.0	0.0	0.0	0.0	0.0	0.0	0.0	0.0	0.0	0.0	0.0	0.0	0.0
12	PT Asuransi Mandiri Axa General Indonesia	0.0	0.0	0.0	0.0	0.0	0.0	0.0	0.0	0.0	0.0	0.0	0.0	0.0	0.0	0.0
13	PT Asuransi MSIG Indonesia	0.0	0.0	0.0	0.0	0.0	0.0	0.0	0.0	0.0	0.0	0.0	0.0	0.0	0.0	0.0
14	PT Asuransi Nipponkoa Indonesia	0.0	0.0	0.0	0.0	0.0	0.0	0.0	0.0	0.0	0.0	0.0	0.0	0.0	0.0	0.0
15	PT Asuransi OBE Pool Indonesia	0.0	0.0	0.0	0.0	0.0	0.0	0.0	0.0	0.0	0.0	0.0	0.0	0.0	0.0	0.0
16	PT Asuransi Samsung Tugu	0.0	0.0	0.0	0.0	0.0	0.0	0.0	0.0	0.0	0.0	0.0	0.0	0.0	0.0	0.0
17	PT Sampo Japan Insurance Indonesia	0.0	0.0	0.0	0.0	0.0	0.0	0.0	0.0	0.0	0.0	0.0	0.0	0.0	0.0	0.0
18	PT Asuransi Tokio Marine Indonesia	0.0	0.0	0.0	0.0	0.0	0.0	0.0	0.0	0.0	0.0	0.0	0.0	0.0	0.0	0.0
19	PT Zurich Insurance Indonesia	0.0	0.0	0.0	0.0	0.0	0.0	0.0	0.0	0.0	0.0	0.0	0.0	0.0	0.0	0.0
	<b>JUMLAH / SUB TOTAL</b>	<b>0.0</b>	<b>0.0</b>	<b>0.0</b>	<b>0.0</b>	<b>0.0</b>	<b>0.0</b>	<b>0.0</b>	<b>0.0</b>	<b>0.0</b>	<b>0.0</b>	<b>0.0</b>	<b>0.0</b>	<b>0.0</b>	<b>0.0</b>	<b>0.0</b>
<b>REASURANSI / REINSURANCE :</b>																
1	PT Reasuransi International Indonesia	0.0	0.0	0.0	0.0	0.0	0.0	0.0	0.0	0.0	0.0	0.0	0.0	0.0	0.0	0.0
2	PT Maskapai Reasuransi Indonesia	0.0	0.0	0.0	0.0	0.0	0.0	0.0	0.0	0.0	0.0	0.0	0.0	0.0	0.0	0.0
3	PT Reasuransi Nasional Indonesia	0.0	0.0	18,566.0	1.0	0.0	3,629.0	506.0	506.0	0.0	117.0	14,045.0	1,130.0	5,618.0	9,557.0	9,557.0
4	PT Tugu Reasuransi Indonesia	0.0	0.0	0.0	0.0	0.0	0.0	0.0	0.0	0.0	0.0	0.0	0.0	0.0	0.0	0.0
	<b>JUMLAH / SUB TOTAL</b>	<b>0.0</b>	<b>0.0</b>	<b>18,566.0</b>	<b>1.0</b>	<b>0.0</b>	<b>3,629.0</b>	<b>506.0</b>	<b>506.0</b>	<b>0.0</b>	<b>117.0</b>	<b>14,045.0</b>	<b>1,130.0</b>	<b>5,618.0</b>	<b>9,557.0</b>	<b>9,557.0</b>
<b>JUMLAH SELURUHNYA</b>																
		<b>667,403.7</b>	<b>39,526.9</b>	<b>263,433.5</b>	<b>1.0</b>	<b>404.0</b>	<b>26,207.2</b>	<b>187,959.1</b>	<b>73,221.7</b>	<b>572,829.8</b>	<b>121,776.5</b>	<b>153,274.1</b>	<b>35,827.8</b>	<b>31,029.7</b>	<b>158,072.2</b>	<b>158,072.2</b>
<b>GRAND TOTAL</b>																

Keterangan / notes :

\*) Tidak menyampaikan LaporanHave Not Submitted Annual Report  
\*\*) Telah dicabut Izin usaha Tahun 2012/licenses have been revoked

TABEL 2.11.9/TABEL 2.11.9  
PREMI USHAHA ASURANSI UMUM DAN REASURANSI TAHUN 2012  
PREMIUMS OF GENERAL INSURANCE AND REINSURANCE BUSINESS IN 2012  
Lini Usaha : Rekeyasa  
Line of Business : Engineering

No	Nama Perusahaan Name of Company	Pos Langsung DIRECT BUSINESS	REASURANSI DAN KOMISI			OUTWARD			CADANGAN PREMI PREMIUM RESERVES			Pendapatan Premi INCOME PREMIUMS			
			(3)	(4)	(5)	(6)	(7)	(8)	(9)	(10)	(11)		(12)	(13)	(14)
<b>SWASTA NASIONAL / PRIVATE :</b>															
1	PT Asuransi Adira Dinemika	72.037,4	7.128,1	300,3	27.917,3	23.767,4	45,6	2.898,3	16.377,6	6.619,0	8.529,1	14.467,6			
2	PT Asuransi Arianindo	127,9	18,5	0,0	0,0	0,0	0,0	0,0	92,7	5,6	0,0	36,8	8,4	9,3	35,9
3	PT ArtaGraha General Insurance	11.244,6	1.343,5	159,9	0,0	0,0	15,3	4.376,4	2.585,3	851,6	1.909,4	4.132,6	0,0	0,0	4.132,6
4	PT Asuransi Asoka Mas	1.566,8	290,1	231,6	0,0	0,0	29,5	1.308,1	0,0	0,0	299,7	469,4	49,7	187,7	331,3
5	PT Asuransi Astra Buana	27.111,6	1.970,8	182,5	0,0	0,0	23,8	13.984,0	10.956,3	0,0	4.269,3	4.628,6	195,0	941,5	3.882,1
6	PT Avist General Insurance	757,7	54,7	0,0	0,0	0,0	0,0	706,1	12,0	0,0	142,9	127,7	0,0	0,0	127,7
7	PT Asuransi Bangun Askrida	866,0	116,9	17,9	0,0	0,0	5,1	540,8	98,7	0,0	130,0	252,5	97,8	100,8	248,5
8	PT Batavia Mitratama Insurance	0,0	0,0	0,0	0,0	0,0	0,0	0,0	0,0	0,0	0,0	0,0	0,0	0,0	0,0
9	PT Berdikari Insurance	1.869,8	340,7	0,0	0,0	0,0	0,0	353,1	0,0	0,0	74,2	1.250,1	167,6	500,1	917,7
10	PT Asuransi Bhakti Bhayangklara	2.024,0	461,3	35,2	0,0	0,0	4,2	380,2	0,0	0,0	88,9	1.302,5	95,1	521,0	876,6
11	PT Asuransi Bina Dana Aifa Tbk	4.972,1	1.004,3	3,3	0,0	0,0	0,0	188,0	25,2	0,0	37,6	96,3	0,0	0,0	96,3
12	PT Asuransi Bina Graha Upakara	4.972,1	1.004,3	3,3	0,0	0,0	1,2	3.272,2	134,2	0,0	90,2	1.460,4	603,6	630,5	1.433,5
13	PT Asuransi Bintang Tbk	27.951,9	2.000,2	1,6	0,0	0,0	0,0	4.738,2	3.904,9	15.483,3	6.459,3	8.289,1	2.924,4	3.155,6	7.997,9
14	PT Asuransi Bosowa Perisikop	4.262,0	1.241,9	28,1	0,0	0,0	0,0	2.870,9	0,0	0,0	1.004,0	1.165,0	990,7	1.178,2	1.178,2
15	PT Asuransi Brinigi Sejahtera Artamakmur	1.887,9	312,8	0,0	0,0	0,0	0,0	1.477,6	0,0	0,0	351,8	449,4	0,0	0,0	449,4
16	PT Asuransi Buana Independent	1.024,1	167,5	15,2	3,4	0,0	2,2	266,2	51,9	0,0	61,2	390,5	239,5	289,8	562,0
17	PT Asuransi Umum Bumpulera Muda 1967	4.973,0	1.203,0	3.194,8	0,0	0,0	0,0	839,0	2.443,3	0,0	213,0	3.900,5	1.285,0	3.376,0	1.909,5
18	PT Asuransi Central Asia	37.281,0	4.318,0	304,0	0,0	1,0	65,0	19.116,0	7.011,0	8.431,0	7.981,0	6.606,0	1.398,0	2.206,0	5.798,0
19	PT Central Sejahtera Insurance	109,5	0,0	9,3	0,0	0,0	2,8	105,7	9,8	0,0	35,6	36,1	3,5	14,4	25,1
20	PT Citra International Underwriters	32,0	0,0	0,0	0,0	0,0	0,0	19,0	0,0	0,0	3,0	16,0	56,0	6,0	66,0
21	PT Asuransi Dayin Mitra Tbk	32.282,4	1.925,0	0,0	0,0	0,0	0,0	3.619,3	20.763,8	2.147,6	1.717,0	5.543,7	2.481,5	3.493,6	4.531,6
22	PT Asuransi Eka Lloyd Java	0,0	0,0	0,0	0,0	0,0	0,0	0,0	0,0	0,0	0,0	0,0	0,0	0,0	0,0
23	PT Asuransi Elspor Indonesia (Persero)	20.213,3	1.240,4	8.365,1	0,0	0,0	2.448,6	18.012,5	3.156,2	0,0	2.489,4	6.210,1	1.677,0	2.553,8	5.333,4
24	PT Asuransi Herta Aman Pratama Tbk	699,3	158,5	0,0	0,0	0,0	0,0	286,3	234,2	0,0	100,7	121,1	(4,2)	48,4	68,4
25	PT Asuransi Himalaya Pelelindung	4.906,0	189,2	47,6	0,0	0,0	0,0	530,4	3.231,0	0,0	146,7	1.102,0	133,7	440,8	794,9
26	PT Asuransi Indrapura	24.592,6	3.563,3	0,0	0,0	0,0	0,0	13.243,6	8.182,9	718,1	5.091,9	3.824,2	956,7	743,6	4.037,3
27	PT Asuransi Intra Asia	1.642,5	235,1	0,0	0,0	0,0	0,0	109,6	10,8	0,0	18,9	1.305,9	639,3	714,1	1.231,1
28	PT MNC Asuransi Indonesia	1.761,7	127,3	0,1	0,0	0,0	0,0	1.484,1	0,0	0,0	199,8	350,3	0,7	39,7	311,3
29	PT Asuransi Jasa Indonesia (Persero)	102.205,3	9.123,4	4.198,4	0,0	1.311,3	749,8	50.370,7	0,0	14.224,3	9.835,6	43.082,3	15.587,6	17.794,1	40.875,8
30	PT Asuransi Jasa Raharja Putera	12.370,2	2.710,7	1.764,8	0,0	0,0	449,9	6.851,9	0,0	0,0	1.988,5	6.121,0	0,0	0,0	6.121,0
31	PT Asuransi Jasa Tania Tbk	22.342,8	4.990,8	1.706,5	24,9	0,0	473,6	3.261,3	0,0	0,0	2,5	15.350,9	2.856,3	6.140,4	11.866,8
32	PT Asuransi Jaya Proteksi	3.433,6	884,4	142,4	726,4	0,0	(49,1)	2.359,7	1.075,7	110,4	789,7	711,1	515,0	61,9	1.164,2
33	PT Jaya Proteksi Takatuli	0,0	0,0	0,0	0,0	0,0	0,0	0,0	0,0	0,0	0,0	0,0	0,0	0,0	0,0
34	PT Asuransi Karyamas Sentralindo *)	0,0	0,0	0,0	0,0	0,0	0,0	0,0	0,0	0,0	0,0	0,0	0,0	0,0	0,0
35	PT Asuransi Kredit Indonesia (Persero)	9.381,0	982,0	8,0	0,0	0,0	0,0	7.200,0	943,0	0,0	1.100,9	1.364,9	719,0	965,0	1.118,9
36	PT Lippo General Insurance Tbk	0,0	0,0	0,0	0,0	0,0	0,0	0,0	0,0	0,0	0,0	0,0	0,0	0,0	0,0
37	PT Asuransi Marpark Indonesia	49,9	9,6	0,7	0,0	0,0	0,2	39,9	0,0	0,0	12,6	13,5	0,0	0,0	11,7
38	PT Malacca Trust Wuwungan Insurance	1.928,5	151,0	6,1	0,0	0,0	1,5	1.502,0	349,9	0,0	354,1	284,3	483,5	626,3	141,5
39	PT Asuransi Mega Pratama	5.593,0	634,3	27,2	0,0	0,0	4,4	1.429,2	169,4	0,0	338,9	1.667,7	225,5	667,1	1.226,1
40	PT Asuransi Mega Pratama	5.593,0	1.133,0	29,9	0,0	0,0	7,8	3.174,3	551,4	0,0	363,1	1.102,0	576,1	494,8	1.183,4
41	PT Asuransi Miga Pratama	5.593,0	1.133,0	29,9	0,0	0,0	7,9	798,8	130,8	0,0	247,0	162,5	7,5	12,5	157,5
42	PT Asuransi Muli Artha Guna	442,8	57,4	1,6	0,0	0,0	0,0	469,1	0,0	0,0	155,3	7,2	34,1	39,6	376,8
43	PT Pan Pacific Insurance	4.119,3	74,1	15,7	0,0	0,0	0,0	2.937,7	476,9	0,0	366,9	1.013,1	231,1	467,9	766,3
44	PT Panin Insurance Tbk	6.918,0	1.487,0	822,0	0,0	0,0	224,0	8.783,0	0,0	0,0	1.578,0	(1.176,0)	2.043,0	(257,0)	1.124,0
45	PT Asuransi Parolamas	0,0	0,0	0,0	0,0	0,0	0,0	0,0	0,0	0,0	0,0	0,0	0,0	0,0	0,0
46	PT Asuransi Puri Ashih **)	0,0	0,0	0,0	0,0	0,0	0,0	0,0	0,0	0,0	0,0	0,0	0,0	0,0	0,0
47	PT Asuransi Purna Atanugraha	9.571,9	2.393,1	315,9	0,0	0,0	0,0	1.535,1	47,5	0,0	70,9	5.983,0	1.416,1	2.394,6	5.004,4
48	PT Asuransi Raksa Pratikara	0,0	0,0	0,0	0,0	0,0	0,0	0,0	0,0	0,0	0,0	0,0	0,0	0,0	0,0
49	PT Asuransi Rama Satria Wibawa	25.984,4	4.047,5	1.519,8	0,0	0,0	325,7	9.776,6	9.276,6	1.593,9	4.874,8	7.356,6	2.112,3	2.942,6	6.526,3
50	PT Asuransi Ramayana Tbk	41.128,0	6.356,0	69,0	0,0	0,0	10,0	22.915,0	7.943,0	0,0	4.342,0	8.313,0	3.056,0	3.253,0	8.116,0
51	PT Asuransi Raya	420,3	102,6	35,1	0,0	0,0	0,0	167,1	0,0	0,0	15,5	201,2	(147,3)	10,1	43,9



No	Nama Perusahaan Name Of company	REASURANSI DAN KOMISI							OUTWARD				CADANGAN PREMI PREMIUM RESERVES			Pendapatan Premi INCOME PREMIUMS
		INWARD			REASURANSI DAN KOMISI				OUTWARD				CADANGAN PREMI PREMIUM RESERVES			
		Pes Langsung DIRECT BUSINESS	Komisi COMISIONS	Dalam Negeri DOMESTIC	ASEAN ASEAN	Lainnya OTHERS	Komisi COMISIONS	Dalam Negeri DOMESTIC	ASEAN ASEAN	Lainnya OTHERS	Komisi COMISIONS	Premi Netto NET PREMIUMS	Tahun Lalu PAST YEAR	Tahun Berjalan CURRENT YEAR	Tahun Berjalan CURRENT YEAR	
(3)	(4)	(5)	(6)	(7)	(8)	(9)	(10)	(11)	(12)	(13)	(14)	(15)	(16)			
52	PT Asuransi Recapital	14.034.2	1.836.6	268.3	0.0	0.0	26.2	1.043.2	6.304.0	0.0	1.059.3	6.143.9	0.0	0.0	6.149.9	
53	PT Asuransi Reliance Indonesia	725.0	(117.6)	10.1	0.0	0.0	1.6	582.2	131.8	0.0	231.0	388.2	66.7	4.4	430.5	
54	PT Sarana Lindung Upaya	418.7	101.5	16.8	0.0	0.0	0.3	221.9	0.0	0.0	57.9	169.8	147.3	(90.1)	327.7	
55	PT Asuransi Sinar Mas	13.815.0	1.474.5	1.036.5	0.0	0.0	23.5	6.081.4	2.458.3	2.984.1	412.1	2.231.9	1.108.6	892.7	2.447.7	
56	PT Maskapai Asuransi Sonwells	0.0	0.0	0.0	0.0	0.0	0.0	0.0	0.0	0.0	0.0	0.0	0.0	0.0	0.0	
57	PT Asuransi Sumit Oto	0.0	0.0	0.0	0.0	0.0	0.0	0.0	0.0	0.0	0.0	0.0	0.0	0.0	0.0	
58	PT Slaco Mandiri	863.7	137.7	2.116.3	0.0	0.0	553.8	2.045.3	19.8	0.0	639.5	862.8	133.6	345.0	651.4	
59	PT Asuransi Tin Pakarta	12.144.0	1.293.4	514.6	0.0	0.0	142.6	4.944.9	4.549.4	54.0	1.511.0	3.185.2	0.0	0.0	3.185.2	
60	PT Asuransi Tugu Kristina Pratama	44.529.2	4.956.6	456.5	0.0	0.0	114.4	15.431.4	19.125.7	4.092.1	7.972.6	9.239.2	4.646.7	3.204.2	10.681.7	
61	PT Asuransi Takaful Umum	0.0	0.0	0.0	0.0	0.0	0.0	0.0	0.0	0.0	0.0	0.0	0.0	0.0	0.0	
62	PT Tugu Pratama Indonesia	92.780.9	6.637.1	2.155.1	0.0	465.7	665.9	25.714.3	48.689.4	2.841.2	11.676.7	22.530.5	0.0	0.0	22.530.5	
63	PT Victoria Insurance	55.2	(12.9)	0.0	0.0	0.0	0.0	(86.2)	0.0	0.0	22.8	177.1	0.0	0.0	175.7	
64	PT Asuransi Videli	820.5	165.7	11.7	0.0	0.0	0.0	238.7	0.0	0.0	29.3	457.1	23.6	182.9	297.9	
65	PT Asuransi Wahana Tata	125.821.7	9.451.3	642.1	0.0	0.0	127.2	52.987.0	54.392.3	59.3	11.223.2	20.689.9	7.877.9	7.618.1	20.949.7	
66	PT Asuransi Watanekel Handayani	0.0	0.0	0.0	0.0	0.0	0.0	0.0	0.0	0.0	0.0	0.0	0.0	0.0	0.0	
67	PT Asuransi Mitra Pelindung Musikla *new	0.0	0.0	0.0	0.0	0.0	0.0	0.0	0.0	0.0	0.0	0.0	0.0	0.0	0.0	
<b>JUMLAH / SUB TOTAL</b>		<b>842,677.6</b>	<b>90,625.8</b>	<b>30,808.8</b>	<b>754.7</b>	<b>1,777.9</b>	<b>7,345.5</b>	<b>354,004.9</b>	<b>240,776.2</b>	<b>53,587.9</b>	<b>97,521.9</b>	<b>227,190.7</b>	<b>64,620.5</b>	<b>77,495.8</b>	<b>214,315.4</b>	
<b>PATUNGAN / JOINT VENTURE :</b>																
1	PT ACE INA Insurance	6.797.0	1.429.0	222.0	0.0	2.013.0	0.0	1.090.0	0.0	9.834.0	1.235.0	(2,086.0)	15.0	643.0	(2,714.0)	
2	PT Asuransi Allianz Utama Indonesia	27,082.1	3,137.0	2,705.8	242.8	1,180.6	184.7	5,782.7	13,760.4	2,397.0	2,420.0	8,189.5	6,223.1	24,199.8	(9,787.2)	
3	PT Asuransi Axa Indonesia	17,993.9	2,049.7	1,270.6	0.0	0.0	380.3	649.0	177.9	9,871.4	864.8	6,601.0	5,074.5	6,249.6	5,425.9	
4	PT Bess Central Insurance	482.1	62.3	0.0	0.0	0.0	0.0	302.6	1.0	0.6	28.9	144.5	18.6	57.8	105.3	
5	PT Chartis Insurance Indonesia	16,475.6	2,083.9	478.3	0.0	(3.3)	0.0	1,232.6	12,348.2	28.4	4,849.1	6,106.5	14.0	14.0	6,106.5	
6	PT China Taiping Insurance Indonesia	22,590.9	300.8	0.0	0.0	0.0	0.0	3,071.2	1,462.9	18,042.6	2,792.6	2,506.0	1,784.7	1,864.2	2,426.5	
7	PT Asuransi CHUBB Indonesia	0.0	0.0	0.0	0.0	0.0	0.0	0.0	0.0	0.0	0.0	0.0	0.0	0.0	0.0	
8	PT Asuransi Haijin Komindo	21.7	0.0	7,081.7	2.9	0.0	1.4	234.8	92.4	6,717.6	109.7	169.8	1.8	24.6	146.8	
9	PT KSK Insurance Indonesia	0.0	0.0	0.0	0.0	0.0	0.0	0.0	0.0	0.0	0.0	0.0	0.0	0.0	0.0	
10	PT LG Insurance Indonesia	8,615.0	411.9	8,156.9	0.0	0.0	0.0	1,392.7	0.0	2,874.9	709.1	12,801.5	550.0	757.7	12,593.7	
11	PT MAA General Insurance	26,106.1	7,258.2	7,010.6	0.0	0.0	1,076.2	10,593.7	5,998.0	146.1	2,356.2	10,400.7	7,233.9	5,613.5	12,021.1	
12	PT Asuransi Mandiri Axa General Indonesia	3,832.0	524.0	0.0	0.0	0.0	0.0	2,562.0	104.0	0.0	529.0	1,171.0	172.0	583.0	760.0	
13	PT Asuransi MISC Indonesia	53,459.0	1,743.4	359.7	1,024.7	0.0	244.6	2,408.4	7,218.1	43,513.2	10,759.2	10,474.9	3,124.5	2,282.0	11,317.4	
14	PT Asuransi Nipponkoa Indonesia	0.0	0.0	0.0	0.0	0.0	0.0	0.0	0.0	0.0	0.0	0.0	0.0	0.0	0.0	
15	PT Asuransi QBE Pool Indonesia	13,706.0	1,887.0	0.0	0.0	0.0	0.0	0.0	16.0	5,480.0	15.0	6,338.0	0.0	0.0	6,338.0	
16	PT Asuransi Samsung Tugu	39,046.0	230.0	25,291.0	104.0	2,794.0	3,742.0	23,749.0	8,180.0	27,545.0	7,400.0	11,189.0	0.0	0.0	11,189.0	
17	PT Sampo Japan Insurance Indonesia	8,864.1	257.9	959.8	0.0	0.0	211.7	867.8	8,423.4	0.0	1,126.9	1,190.0	119.4	157.2	1,152.2	
18	PT Asuransi Tokio Marine Indonesia	13,909.6	854.2	279.2	0.0	5,290.8	845.2	1,043.4	5,412.4	8,161.4	3,665.4	6,828.4	1,569.6	2,250.4	6,167.6	
19	PT Zurich Insurance Indonesia	57,151.4	913.4	153.2	0.0	0.0	2.9	3,082.0	0.0	48,145.0	4,268.1	9,429.4	0.0	0.0	9,429.4	
<b>JUMLAH / SUB TOTAL</b>		<b>315,732.6</b>	<b>23,142.6</b>	<b>53,968.8</b>	<b>1,374.3</b>	<b>11,275.1</b>	<b>6,688.0</b>	<b>56,041.7</b>	<b>63,194.7</b>	<b>182,987.3</b>	<b>43,128.9</b>	<b>91,454.3</b>	<b>25,920.9</b>	<b>44,696.8</b>	<b>72,678.3</b>	
<b>REASURANSI / REINSURANCE :</b>																
1	PT Reasuransi Internasional Indonesia	0.0	0.0	30,536.9	0.0	11.5	8,431.4	(14.2)	4,735.1	2,189.3	129.1	15,335.9	6,093.2	6,249.5	15,179.6	
2	PT Maskapai Reasuransi Indonesia	0.0	0.0	11,955.2	2,398.8	0.0	3,846.7	0.0	1,933.9	0.0	0.0	8,573.3	4,489.0	3,429.3	9,632.9	
3	PT Reasuransi Nasional Indonesia	0.0	0.0	52,082.0	1,438.0	0.0	15,458.0	775.0	6,028.0	0.0	218.0	31,477.0	7,015.0	12,592.0	25,900.0	
4	PT Tugu Reasuransi Indonesia	0.0	0.0	49,098.5	970.0	121.0	10,167.3	977.2	5,875.2	139.8	0.0	33,030.0	14,747.1	13,820.8	33,956.2	
<b>JUMLAH / SUB TOTAL</b>		<b>0.0</b>	<b>0.0</b>	<b>143,672.5</b>	<b>4,806.7</b>	<b>132.5</b>	<b>37,903.5</b>	<b>1,738.0</b>	<b>18,572.1</b>	<b>2,329.1</b>	<b>347.2</b>	<b>89,416.2</b>	<b>32,344.3</b>	<b>36,091.7</b>	<b>84,658.8</b>	
<b>JUMLAH SELURUHHNYA</b>		<b>1,158,410.2</b>	<b>113,768.4</b>	<b>228,450.1</b>	<b>6,935.7</b>	<b>13,185.5</b>	<b>51,938.0</b>	<b>413,784.7</b>	<b>322,543.0</b>	<b>238,884.3</b>	<b>140,998.0</b>	<b>407,061.2</b>	<b>122,885.7</b>	<b>158,284.4</b>	<b>371,662.5</b>	
<b>GRAND TOTAL</b>																

Keterangan / notes :

\*) Tidak menyampaikan LaporanHave Act Submitted Annual Report

\*\*) Telah dicabut izin usaha Tahun 2012/licenses have been revoked

TABEL: 2.11.10/TABLE: 2.11.10  
PREMI/USHAH ASURANSI UMUM DAN REASURANSI TAHUN 2012  
PREMIUMS OF GENERAL INSURANCE AND REINSURANCE BUSINESS IN 2012  
Lini Usaha : Tanggung Gugat  
Line of Business : Liability

No	Nama Perusahaan Name Of company	Pos Langsung DIRECT BUSINESS	REASURANSI DAN KOMISI			INWARD			OUTWARD			CADANGAN PREMI PREMIUM RESERVES			Pendapatan Premi INCOME PREMIUMS
			(3)	(4)	(5)	(6)	(7)	(8)	(9)	(10)	(11)	(12)	(13)	(14)	
(1)	(2)	(3)	(4)	(5)	(6)	(7)	(8)	(9)	(10)	(11)	(12)	(13)	(14)	(15)	(16)
<b>SWASTA NASIONAL / PRIVATE :</b>															
1	PT Asuransi Adira Dinamika	4.848.1	283.6	5.6	1.318.4	3.055.3	0.0	1.318.4	3.055.3	0.0	626.2	822.7	305.8	362.8	765.7
2	PT Asuransi Atrando	78.6	1.0	0.0	0.0	0.0	0.0	44.7	2.5	0.0	12.9	43.3	12.9	19.7	36.5
3	PT Anugraha General Insurance	1.138.9	17.4	0.0	0.0	0.0	0.0	692.3	209.2	27.3	282.1	454.8	0.0	0.0	454.8
4	PT Asuransi Asoka Mas	0.0	0.0	0.0	0.0	0.0	0.0	0.0	0.0	0.0	0.0	0.0	0.0	0.0	0.0
5	PT Asuransi Astra Buana	22.675.0	2.051.5	1.788.5	0.0	0.0	0.0	6.643.9	14.804.1	0.0	4.665.1	5.649.1	643.6	1.206.2	5.086.4
6	PT Avristi General Insurance	40.5	7.3	0.0	0.0	0.0	0.0	23.8	10.1	0.0	7.9	7.2	0.0	0.0	7.2
7	PT Asuransi Bangun Askrida	1.954.0	543.6	1.2	0.0	0.0	0.4	225.7	15.2	0.0	26.6	1.196.9	544.4	476.7	1.262.6
8	PT Batavia Miratama Insurance	0.0	0.0	0.0	0.0	0.0	0.0	0.0	0.0	0.0	0.0	0.0	0.0	0.0	0.0
9	PT Berdikari Insurance	0.0	0.0	0.0	0.0	0.0	0.0	0.0	0.0	0.0	0.0	0.0	0.0	0.0	0.0
10	PT Asuransi Bhakti Bhayangkara	0.0	0.0	0.0	0.0	0.0	0.0	0.0	0.0	0.0	0.0	0.0	0.0	0.0	0.0
11	PT Asuransi Bina Dana Araf Tbk	0.0	0.0	0.0	0.0	0.0	0.0	0.0	0.0	0.0	0.0	0.0	0.0	0.0	0.0
12	PT Asuransi Binagriya Upakara	0.0	0.0	0.0	0.0	0.0	0.0	0.0	0.0	0.0	0.0	0.0	0.0	0.0	0.0
13	PT Asuransi Bintara Tbk	180.0	25.4	0.0	0.0	0.0	0.0	29.9	25.5	108.4	42.2	33.0	41.3	13.2	61.1
14	PT Asuransi Bosowa Peristop	892.3	187.6	0.0	0.0	0.0	0.0	510.1	0.0	0.0	139.5	334.1	1.016.6	153.3	1.197.4
15	PT Asuransi Biringin Sejatiarta Arifamakmur	1.248.7	189.6	11.0	0.0	0.0	0.0	635.1	0.0	0.0	61.1	525.1	0.0	0.0	526.1
16	PT Asuransi Buana Independent	157.1	27.5	0.0	137.1	0.0	36.0	46.3	0.0	0.0	184.4	76.2	99.2	161.4	0.0
17	PT Asuransi Umum Bumpuitera Muda 1967	23.158.0	7.958.0	0.0	0.0	0.0	0.0	2.699.0	0.0	0.0	4.0	12.505.0	7.608.0	10.049.0	10.064.0
18	PT Asuransi Central Asia	0.0	0.0	0.0	0.0	0.0	0.0	0.0	0.0	0.0	0.0	0.0	0.0	0.0	0.0
19	PT Central Sejahtera Insurance	12.0	0.0	20.4	0.0	0.0	6.6	11.6	0.0	0.0	1.5	15.6	0.1	6.3	9.5
20	PT Citra International Underwriters	822.0	86.0	0.0	0.0	0.0	0.0	577.0	0.0	0.0	21.0	180.0	0.0	72.0	108.0
21	PT Citra International Underwriters	46.676.8	681.8	0.0	0.0	0.0	0.0	1.449.3	38.959.4	5.480.1	1.861.3	2.327.6	1.051.3	1.116.8	2.260.1
22	PT Asuransi Eka Lloyd Jaya	0.0	0.0	0.0	0.0	0.0	0.0	0.0	0.0	0.0	0.0	0.0	0.0	0.0	0.0
23	PT Asuransi Ekspor Indonesia (Persero)	0.0	0.0	0.0	0.0	0.0	0.0	0.0	0.0	0.0	0.0	0.0	0.0	0.0	0.0
24	PT Asuransi Harta Aman Pratama Tbk	0.0	0.0	0.0	0.0	0.0	0.0	0.0	0.0	0.0	0.0	0.0	0.0	0.0	0.0
25	PT Asuransi Himalaya Pelindung	0.0	0.0	0.0	0.0	0.0	0.0	0.0	0.0	0.0	0.0	0.0	0.0	0.0	0.0
26	PT Asuransi Indrapura	0.0	0.0	0.0	0.0	0.0	0.0	0.0	0.0	0.0	0.0	0.0	0.0	0.0	0.0
27	PT Asuransi Intra Asia	14.281.3	2.889.8	0.0	0.0	0.0	0.0	590.3	102.4	0.0	17.2	10.726.0	1.324.3	3.032.9	9.017.4
28	PT MNC Asuransi Indonesia	1.619.9	266.0	0.0	0.0	0.0	0.0	509.8	888.5	0.0	55.4	10.9	0.0	118.1	(107.2)
29	PT Asuransi Jasa Indonesia (Persero)	0.0	0.0	0.0	0.0	0.0	0.0	0.0	0.0	0.0	0.0	0.0	0.0	0.0	0.0
30	PT Asuransi Jasa Raharja Putera	559.0	106.7	4.7	0.0	0.0	1.3	(146.3)	0.0	0.0	0.0	602.0	127.1	240.8	488.3
31	PT Asuransi Jati Abadi	0.0	0.0	0.0	0.0	0.0	0.0	0.0	0.0	0.0	0.0	0.0	0.0	0.0	0.0
32	PT Asuransi Jaya Proteksi	0.0	0.0	0.0	0.0	0.0	0.0	0.0	0.0	0.0	0.0	0.0	0.0	0.0	0.0
33	PT Jaya Proteksi Takaful	0.0	0.0	0.0	0.0	0.0	0.0	0.0	0.0	0.0	0.0	0.0	0.0	0.0	0.0
34	PT Asuransi Karyamas Sentralindo *)	0.0	0.0	0.0	0.0	0.0	0.0	0.0	0.0	0.0	0.0	0.0	0.0	0.0	0.0
35	PT Asuransi Kredit Indonesia (Persero)	0.0	0.0	0.0	0.0	0.0	0.0	0.0	0.0	0.0	0.0	0.0	0.0	0.0	0.0
36	PT Lippo General Insurance Tbk	2.036.0	300.6	0.0	0.0	0.0	0.0	1.267.0	195.0	0.0	322.7	606.1	279.0	303.0	584.1
37	PT Asuransi Malpark Indonesia	0.0	0.0	0.0	0.0	0.0	0.0	0.0	0.0	0.0	0.0	0.0	0.0	0.0	0.0
38	PT Malacca Trust Wuyung Insurance	20.5	-3.3	0.0	0.0	0.0	0.0	15.3	0.0	0.0	5.4	7.3	0.0	6.8	0.5
39	PT Asuransi Umum Mega	242.9	22.5	22.0	0.0	0.0	6.0	73.7	46.3	0.0	37.8	154.0	0.1	6.8	147.4
40	PT Asuransi Mega Pratama	1.326.7	37.7	2.732.4	0.0	0.0	16.7	432.5	476.5	0.0	80.1	3.175.6	1.093.8	1.429.0	2.840.4
41	PT Asuransi Mitra Maparya	95.8	9.6	12.0	0.0	0.0	3.3	62.0	23.8	0.0	25.2	34.4	5.3	8.3	31.4
42	PT Asuransi Muti Artha Guna	0.0	0.0	0.0	0.0	0.0	0.0	0.0	0.0	0.0	0.0	0.0	0.0	0.0	0.0
43	PT Pan Pacific Insurance	(237.1)	70.1	1.380.3	0.0	0.0	0.0	901.9	0.0	0.0	135.6	306.8	79.8	122.5	264.2
44	PT Panin Insurance Tbk	0.0	0.0	0.0	0.0	0.0	0.0	0.0	0.0	0.0	0.0	0.0	0.0	0.0	0.0
45	PT Asuransi Parolamas	0.0	0.0	0.0	0.0	0.0	0.0	0.0	0.0	0.0	0.0	0.0	0.0	0.0	0.0
46	PT Asuransi Puri Ashi **)	0.0	0.0	0.0	0.0	0.0	0.0	0.0	0.0	0.0	0.0	0.0	0.0	0.0	0.0
47	PT Asuransi Purna Atanugraha	2.226.2	471.8	33.5	0.0	0.0	0.0	337.0	0.0	0.0	32.1	1.482.9	366.1	593.2	1.255.8
48	PT Asuransi Raksa Pratikara	0.0	0.0	0.0	0.0	0.0	0.0	0.0	0.0	0.0	0.0	0.0	0.0	0.0	0.0
49	PT Asuransi Rama Setia Wibawa	2.334.9	320.8	14.7	0.0	0.0	3.7	570.3	1.761.1	175.7	483.9	386.7	52.9	154.7	285.0
50	PT Asuransi Ramayana Tbk	6.710.0	1.107.0	20.0	0.0	0.0	3.0	4.285.0	736.0	0.0	1.154.0	1.753.0	195.0	401.0	1.547.0
51	PT Asuransi Raya	0.0	0.0	0.0	0.0	0.0	0.0	0.0	0.0	0.0	0.0	0.0	0.0	0.0	0.0

No	Nama Perusahaan Name Of company	Pos Langsung DIRECT BUSINESS	REASURANSI DAN KOMISI				INWARD			OUTWARD			CADANGAN PREMI PREMIUM RESERVES			Pendapatan Premi INCOME PREMIUMS
			(3)	(4)	(5)	(6)	(7)	(8)	(9)	(10)	(11)	(12)	(13)	(14)	(15)	
			Komis COMISIONS	Dalam Negeri DOMESTIC	ASEAN ASEAM	Lainnya OTHERS	Komis COMISIONS	Dalam Negeri DOMESTIC	ASEAN ASEAM	Lainnya OTHERS	Komis COMISIONS	Premi Netto NET PREMIUMS	Tahun Lalu PAST YEAR	Tahun Berjalan CURRENT YEAR		
52	PT Asuransi Recapital	1.307,8	59,4	0,0	0,0	0,0	0,0	906,8	2,1	0,0	0,0	506,0	0,0	0,0	505,0	
53	PT Asuransi Reliance Indonesia	136,7	11,0	3,0	0,0	0,0	0,0	0,0	0,0	0,0	0,0	128,7	48,0	0,0	176,7	
54	PT Sarana Lindung Ujaya	284,8	72,4	0,0	0,0	0,0	0,0	89,1	0,0	0,0	31,2	154,5	0,0	61,8	92,7	
55	PT Asuransi Sinar Mas	163,120,6	1,204,5	30,4	0,0	0,0	8,3	2,384,7	153,755,6	1,020,6	7,10,9	5,483,3	2,197,5	2,195,3	5,490,4	
56	PT Maskapai Asuransi Sonwells	0,0	0,0	0,0	0,0	0,0	0,0	0,0	0,0	0,0	0,0	0,0	0,0	0,0	0,0	
57	PT Asuransi Sumit Oto	0,0	0,0	0,0	0,0	0,0	0,0	0,0	0,0	0,0	0,0	0,0	0,0	0,0	0,0	
58	PT Staco Mandiri	0,0	0,0	0,0	0,0	0,0	0,0	0,0	0,0	0,0	0,0	0,0	0,0	0,0	0,0	
59	PT Asuransi Tri Pakarta	0,0	0,0	0,0	0,0	0,0	0,0	0,0	0,0	0,0	0,0	0,0	0,0	0,0	0,0	
60	PT Asuransi Tugu Kresna Pratama	0,0	0,0	0,0	0,0	0,0	0,0	0,0	0,0	0,0	0,0	0,0	0,0	0,0	0,0	
61	PT Asuransi Takaful Umum	0,0	0,0	0,0	0,0	0,0	0,0	0,0	0,0	0,0	0,0	0,0	0,0	0,0	0,0	
62	PT Tugu Pratama Indonesia	70,822,7	2,555,7	2,479,0	669,2	16,4	847,9	15,879,1	35,012,5	9,032,0	11,585,5	22,245,4	0,0	0,0	22,245,4	
63	PT Victoria Insurance	187,0	(33,4)	0,0	0,0	0,0	0,0	(169,9)	0,0	0,0	44,9	434,2	0,0	0,0	434,2	
64	PT Asuransi Videli	172,0	61,3	0,0	0,0	0,0	0,0	61,0	0,0	0,0	21,2	70,8	0,0	0,0	42,5	
65	PT Asuransi Wahana Tata	10,780,4	594,7	3,1	0,0	0,0	0,4	2,298,9	2,661,9	4,678,9	1,211,8	1,780,5	68,6	28,3	1,393,5	
66	PT Asuransi Wanamekar Handayani	0,0	0,0	0,0	0,0	0,0	0,0	0,0	0,0	0,0	0,0	0,0	0,0	0,0	0,0	
67	PT Asuransi Mitra Pelindung Mustika 'new	0,0	0,0	0,0	0,0	0,0	0,0	0,0	0,0	0,0	0,0	0,0	0,0	0,0	0,0	
<b>JUMLAH / SUB TOTAL</b>			<b>381,911,8</b>	<b>22,161,6</b>	<b>8,561,7</b>	<b>806,3</b>	<b>16,4</b>	<b>933,7</b>	<b>45,196,4</b>	<b>252,017,9</b>	<b>20,523,0</b>	<b>74,335,1</b>	<b>17,137,6</b>	<b>22,747,1</b>	<b>68,725,7</b>	
<b>PATUNGAN / JOINT VENTURE :</b>																
1	PT ACE INA Insurance	42,132,0	4,588,0	0,0	0,0	4,260,0	0,0	1,221,0	1,286,0	0,0	23,042,0	19,295,0	16,981,0	15,938,0	20,338,0	
2	PT Asuransi Allianz Utama Indonesia	0,0	0,0	0,0	0,0	0,0	0,0	0,0	0,0	0,0	0,0	0,0	0,0	0,0	0,0	
3	PT Asuransi Axa Indonesia	8,635,4	846,4	8,9	0,0	0,0	1,6	2,3	0,0	5,976,6	895,0	2,712,4	1,016,3	937,2	2,791,4	
4	PT Bess Central Insurance	53,8	10,9	0,0	0,0	0,0	0,0	17,5	1,6	1,1	5,9	28,6	0,2	11,4	17,3	
5	PT Chartis Insurance Indonesia	128,417,4	17,066,3	11,736,3	2,836,4	1,100,3	2,773,0	14,436,7	57,347,2	35,702,9	25,702,4	42,466,8	6,983,0	6,983,0	42,466,8	
6	PT China Tailong Insurance Indonesia	0,0	0,0	0,0	0,0	0,0	0,0	0,0	0,0	0,0	0,0	0,0	0,0	0,0	0,0	
7	PT Asuransi CHUBB Indonesia	0,0	0,0	0,0	0,0	0,0	0,0	0,0	0,0	0,0	0,0	0,0	0,0	0,0	0,0	
8	PT Asuransi Haijin Komindo	4,795,8	0,0	5,6	0,0	0,0	0,3	2,793,5	0,0	1,666,2	545,4	866,7	197,5	128,7	935,6	
9	PT KSK Insurance Indonesia	0,0	0,0	0,0	0,0	0,0	0,0	0,0	0,0	0,0	0,0	0,0	0,0	0,0	0,0	
10	PT LIG Insurance Indonesia	1,456,7	111,1	111,3	0,0	0,0	0,0	0,0	0,0	0,0	0,0	1,456,8	85,0	85,0	1,371,8	
11	PT MAA General Insurance	7,102,2	1,036,8	0,0	0,0	0,0	0,0	4,795,0	412,5	1,076,6	1,393,3	1,174,7	430,7	37,0	1,226,4	
12	PT Asuransi Mandiri Axa General Indonesia	70,0	6,0	0,0	0,0	0,0	0,0	1,0	0,0	0,0	0,0	63,0	1,0	3,0	29,0	
13	PT Asuransi MISC Indonesia	18,991,4	1,168,0	13,8	0,0	0,0	2,5	69,7	1,917,8	8,700,5	1,474,8	8,621,5	3,487,1	4,272,6	7,806,1	
14	PT Asuransi Nipponkoa Indonesia	0,0	0,0	0,0	0,0	0,0	0,0	0,0	0,0	0,0	0,0	0,0	0,0	0,0	0,0	
15	PT Asuransi OBE Pool Indonesia	22,336,0	3,882,0	0,0	0,0	0,0	0,0	0,0	367,0	2,527,0	152,0	15,712,0	0,0	0,0	15,712,0	
16	PT Asuransi Samsung Tugu	0,0	0,0	0,0	0,0	0,0	0,0	0,0	0,0	0,0	0,0	0,0	0,0	0,0	0,0	
17	PT Sampo Japan Insurance Indonesia	5,142,6	132,1	55,3	0,0	0,0	13,2	115,5	3,726,4	604,8	804,8	1,410,8	228,1	372,8	1,266,2	
18	PT Asuransi Tokio Marine Indonesia	0,0	0,0	0,0	0,0	0,0	0,0	0,0	0,0	0,0	0,0	0,0	0,0	0,0	0,0	
19	PT Zurich Insurance Indonesia	32,726,1	531,5	240,7	0,0	0,0	65,2	9,068,2	0,0	19,322,4	1,933,6	5,923,1	0,0	0,0	5,923,1	
<b>JUMLAH / SUB TOTAL</b>			<b>271,859,4</b>	<b>29,379,0</b>	<b>12,171,9</b>	<b>2,836,4</b>	<b>5,360,3</b>	<b>4,076,8</b>	<b>63,772,5</b>	<b>63,772,5</b>	<b>98,640,2</b>	<b>99,731,4</b>	<b>29,324,9</b>	<b>29,140,5</b>	<b>99,915,8</b>	
<b>REASURANSI / REINSURANCE :</b>																
1	PT Reasuransi International Indonesia	0,0	0,0	0,0	0,0	0,0	0,0	0,0	0,0	0,0	0,0	0,0	0,0	0,0	0,0	
2	PT Maskapai Reasuransi Indonesia	0,0	0,0	0,0	0,0	0,0	0,0	0,0	0,0	0,0	0,0	0,0	0,0	0,0	0,0	
3	PT Reasuransi Nasional Indonesia	0,0	0,0	29,033,0	0,0	0,0	3,949,0	9,0	7,59,0	0,0	0,0	24,316,0	3,745,0	9,726,0	18,335,0	
4	PT Tugu Reasuransi Indonesia	0,0	0,0	0,0	0,0	0,0	0,0	0,0	0,0	0,0	0,0	0,0	0,0	0,0	0,0	
<b>JUMLAH / SUB TOTAL</b>			<b>0,0</b>	<b>29,033,0</b>	<b>0,0</b>	<b>0,0</b>	<b>3,949,0</b>	<b>9,0</b>	<b>7,59,0</b>	<b>0,0</b>	<b>0,0</b>	<b>24,316,0</b>	<b>3,745,0</b>	<b>9,726,0</b>	<b>18,335,0</b>	
<b>JUMLAH SELURUHNYA</b>			<b>655,771,1</b>	<b>51,540,6</b>	<b>49,766,6</b>	<b>3,642,7</b>	<b>5,376,7</b>	<b>77,780,7</b>	<b>316,549,4</b>	<b>119,165,2</b>	<b>59,818,7</b>	<b>198,382,5</b>	<b>50,207,5</b>	<b>61,613,6</b>	<b>186,976,4</b>	
<b>GRAND TOTAL</b>																

Keterangan / notes :

\*) Tidak menyampaikan LaporanHave Not Submitted Annual Report  
 \*\*) Telah dicabut Izin usaha Tahun 2012/licenses have been revoked

TABEL: 2.11.11/TABLE: 2.11.11  
PREMIUSAHASA ASURANSI UMUM DAN REASURANSI TAHUN 2012  
PREMIUMS OF GENERAL INSURANCE AND REINSURANCE BUSINESS IN 2012

Line of Business : Kecelakaan Diri dan Kesehatan  
Line of Business : Personal Accident & Health and Life Insurance

No	Nama Perusahaan Name Of company	Pos Langsung DIRECT BUSINESS	REASURANSI DAN KOMISI				OUTWARD				CADANGAN PREMI				Pendapatan Premi INCOME PREMIUMS
			(3)	(4)	(5)	(6)	(7)	(8)	(9)	(10)	(11)	(12)	(13)	(14)	
(1)	(2)	(3)	(4)	(5)	(6)	(7)	(8)	(9)	(10)	(11)	(12)	(13)	(14)	(15)	(16)
<b>SWASTA NASIONAL / PRIVATE :</b>															
1	PT Asuransi Adira Dinamika	134.196,2	35.798,2	53.557,0	293,1	88.847,3	161,2	88.847,3	293,1	28.271,1	90.924,6	45.650,1	47.814,0	88.760,7	
2	PT Asuransi Atrando	54,0	1,6	0,0	0,0	31,3	0,0	31,3	2,2	0,0	26,9	5,3	4,9	27,2	
3	PT Anahgraha General Insurance	15.573,5	45,2	0,0	0,0	66,3	0,0	66,3	112,0	16,7	15.396,7	0,0	0,0	15.396,7	
4	PT Asuransi Asoka Mas	0,0	0,0	0,0	0,0	0,0	0,0	0,0	0,0	0,0	0,0	0,0	0,0	0,0	
5	PT Asuransi Astra Buana	197.253,0	6.678,6	0,0	0,0	2.182,8	0,0	2.182,8	357,0	0,0	188.357,9	61.792,9	77.885,3	172.265,5	
6	PT Avrist General Insurance	221,8	34,5	0,0	0,0	121,7	0,0	121,7	62,5	0,0	51,8	0,0	0,0	51,8	
7	PT Asuransi Bangun Askrida	900.746,0	267.657,2	11.954,6	0,0	6.734,8	0,0	6.734,8	189,3	0,0	548.663,7	265.347,0	378.540,0	425.370,7	
8	PT Batavia Mitra Utama Insurance	0,0	0,0	0,0	0,0	0,0	0,0	0,0	0,0	0,0	0,0	0,0	0,0	0,0	
9	PT Berdikari Insurance	1.700,4	461,7	0,0	0,0	367,3	0,0	367,3	0,0	0,0	871,5	446,4	348,6	969,3	
10	PT Asuransi Bhakti Bhayangkara	41.033,9	14.552,2	9,1	0,0	2,3	0,0	2,3	151,5	0,0	26.370,6	11.825,2	10.548,3	27.647,6	
11	PT Asuransi Bina Dana Aka Tbk	207.419,4	17.231,7	0,0	0,0	747,7	0,0	747,7	0,0	0,0	189.562,2	1,0	0,0	189.562,2	
12	PT Asuransi Binagiva Upakara	0,0	0,0	0,0	0,0	0,0	0,0	0,0	0,0	0,0	0,0	0,0	0,0	0,0	
13	PT Asuransi Bintara Tbk	2.074,8	337,8	0,0	0,0	363,7	0,0	363,7	124,7	654,4	857,3	686,6	342,9	1.201,0	
14	PT Asuransi Bosowa Perisito	12.520,9	6.788,7	0,0	0,0	651,6	0,0	651,6	0,0	0,0	5.218,0	2.543,0	2.248,9	5.512,1	
15	PT Asuransi Bintang Sejatiarta Arifamkum	20.190,7	4.870,8	0,0	0,0	7.465,1	0,0	7.465,1	0,0	0,0	1.209,8	9.044,6	0,0	9.044,6	
16	PT Asuransi Buana Independen	564,3	115,5	20,0	102,5	22,3	0,0	22,3	284,2	0,0	264,9	168,1	161,1	271,9	
17	PT Asuransi Umum Bumpulera Muda 1967	248.380,0	59.384,0	373,0	0,0	7.484,0	0,0	7.484,0	0,0	0,0	1.483,0	183.274,0	83.976,0	101.303,0	
18	PT Asuransi Central Asia	0,0	0,0	0,0	0,0	0,0	0,0	0,0	0,0	0,0	0,0	0,0	0,0	0,0	
19	PT Central Sejahtera Insurance	1.095,6	63,8	0,0	0,0	900,3	0,0	900,3	(5,9)	0,0	371,3	40,1	146,0	265,4	
20	PT Citra International Underwriters	57.842,0	3.014,0	0,0	0,0	2.684,0	0,0	2.684,0	0,0	0,0	52.079,0	15.637,0	20.831,0	46.885,0	
21	PT Asuransi Dayin Mitra Tbk	0,0	0,0	0,0	0,0	0,0	0,0	0,0	0,0	0,0	0,0	0,0	0,0	0,0	
22	PT Asuransi Eka Lloyd Jaya	167,2	6,1	0,0	0,0	175,2	0,0	175,2	0,0	0,0	53,2	38,1	17,3	40,8	
23	PT Asuransi Ekspor Indonesia (Persero)	0,0	0,0	0,0	0,0	0,0	0,0	0,0	0,0	0,0	0,0	0,0	0,0	0,0	
24	PT Asuransi Hanta Aman Pratama Tbk	25.829,5	17.865,4	0,0	0,0	2.842,5	0,0	2.842,5	2.325,7	0,0	3.038,0	5.563,7	1.215,2	7.406,5	
25	PT Asuransi Himalaya Pelindung	0,0	0,0	0,0	0,0	0,0	0,0	0,0	0,0	0,0	0,0	0,0	0,0	0,0	
26	PT Asuransi Indrapura	153.215,2	16.985,8	8,2	0,0	21.665,3	0,0	21.665,3	51.374,0	50.274,0	30.311,6	9.687,4	11.218,3	28.760,7	
27	PT Asuransi Intra Asia	3.226,7	846,7	0,0	0,0	1.443,3	0,0	1.443,3	254,7	0,0	682,0	578,3	925,1	335,2	
28	PT MNC Asuransi Indonesia	252,3	10,5	0,0	0,0	90,2	0,0	90,2	183,8	0,0	(18,2)	0,0	15,6	(33,8)	
29	PT Asuransi Jasa Indonesia (Persero)	0,0	0,0	0,0	0,0	0,0	0,0	0,0	0,0	0,0	0,0	0,0	0,0	0,0	
30	PT Asuransi Jasa Rahatita Putera	55.784,0	15.340,6	0,0	0,0	12.843,9	0,0	12.843,9	0,0	0,0	5.137,6	32.737,0	0,0	32.737,0	
31	PT Asuransi Jasa Tania Tbk	58.827,9	6.002,8	0,0	0,0	7.180,8	0,0	7.180,8	0,0	0,0	741,5	46.085,7	274,9	1.201,3	
32	PT Asuransi Jaya Proteksi	0,0	0,0	0,0	0,0	0,0	0,0	0,0	0,0	0,0	0,0	0,0	0,0	0,0	
33	Jaya Proteksi Takaful	0,0	0,0	0,0	0,0	0,0	0,0	0,0	0,0	0,0	0,0	0,0	0,0	0,0	
34	PT Asuransi Karyamas Sentralindo *)	0,0	0,0	0,0	0,0	0,0	0,0	0,0	0,0	0,0	0,0	0,0	0,0	0,0	
35	PT Asuransi Kredit Indonesia (Persero)	0,0	0,0	0,0	0,0	0,0	0,0	0,0	0,0	0,0	0,0	0,0	0,0	0,0	
36	PT Lippo General Insurance Tbk	324.322,0	31.070,0	1,0	0,0	808,0	0,0	808,0	1.285,0	0,0	291.297,5	45.815,0	97.540,0	239.572,5	
37	PT Asuransi Mekar Indonesia	0,0	0,0	0,0	0,0	0,0	0,0	0,0	0,0	0,0	0,0	0,0	0,0	0,0	
38	PT Mibacea Trust Wunguring Insurance	8.491,4	13,1	0,0	0,0	40,0	0,0	40,0	0,0	0,0	8.451,5	0,0	798,1	7.682,4	
39	PT Asuransi Umum Mega	194.755,7	8.187,7	0,0	0,0	3.828,9	0,0	3.828,9	170,2	0,0	1.160,6	183.732,5	4.469,6	14.764,3	
40	PT Asuransi Mega Pratama	0,0	0,0	0,0	0,0	0,0	0,0	0,0	0,0	0,0	0,0	0,0	0,0	0,0	
41	PT Asuransi Mitra Maparya	2.085,9	232,1	5,6	0,0	1.036,6	0,0	1.036,6	119,2	0,0	951,2	269,0	495,1	725,1	
42	PT Asuransi Muli Artha Guna	0,0	0,0	0,0	0,0	0,0	0,0	0,0	0,0	0,0	0,0	0,0	0,0	0,0	
43	Pan Pacific Insurance	50.095,1	5.270,2	0,0	0,0	0,0	0,0	0,0	0,0	0,0	44.825,9	11.851,4	17.930,4	38.747,0	
44	PT Panin Insurance Tbk	4.453,7	642,0	0,5	0,0	2.243,2	0,2	2.243,2	941,8	0,0	627,0	520,9	479,1	668,8	
45	PT Asuransi Parolamas	1.184,0	296,0	0,0	0,0	0,0	0,0	0,0	0,0	0,0	888,0	545,0	81,4	619,0	
46	PT Asuransi Puri Ashi **)	0,0	0,0	0,0	0,0	0,0	0,0	0,0	0,0	0,0	0,0	0,0	0,0	0,0	
47	PT Asuransi Purna Atanugraha	33.100,3	7.934,4	4,4	0,0	3.615,2	0,0	3.615,2	0,0	0,0	2.161,1	2.063,5	2.179,7	21.495,8	
48	PT Asuransi Raksa Pratitkara	0,0	0,0	0,0	0,0	0,0	0,0	0,0	0,0	0,0	0,0	0,0	0,0	0,0	
49	PT Asuransi Rama Satria Wibawa	67.325,8	13.621,5	96,9	0,0	21,9	0,0	21,9	27.505,3	47,3	23.732,2	7.033,8	8.745,3	20.151,8	
50	PT Asuransi Ramayana Tbk	17.120,0	6.588,0	254,0	0,0	89,0	0,0	89,0	1.860,0	60,0	428,0	9.236,0	383,0	9.089,0	
51	PT Asuransi Raya	0,0	0,0	0,0	0,0	0,0	0,0	0,0	0,0	0,0	0,0	0,0	0,0	0,0	

No	Nama Perusahaan Name Of company	Pos Langsung DIRECT BUSINESS	REASURANSI DAN KOMISI				INWARD				OUTWARD				CADANGAN PREMI PREMIUM RESERVES				Pendapatan Premi INCOME PREMIUMS
			(3)	(4)	(5)	(6)	(7)	(8)	(9)	(10)	(11)	(12)	(13)	(14)	(15)	(16)			
			Komis COMISIONS	Dalam Negri DOMESTIC	ASEAN ASEAN	Lainnya OTHERS	Komis COMISIONS	Dalam Negri DOMESTIC	ASEAN ASEAN	Lainnya OTHERS	Komis COMISIONS	Premi Netto NET PREMIUMS	Tahun Lalu PAST YEAR	Tahun Berjalan CURRENT YEAR	Tahun Berjalan CURRENT YEAR				
(1)																			
52	PT Asuransi Recapital	1.041,3	370,6	0,0	0,0	0,0	0,0	0,0	0,0	71,1	0,0	599,6	0,0	0,0	0,0	599,6			
53	PT Asuransi Reliance Indonesia	217,193,8	20,193,9	0,0	0,0	0,0	0,0	0,0	75,0	(0,0)	0,0	196,924,9	74,326,1	71,437,6	71,437,6	199,813,5			
54	PT Sarana Lindung Upaya	130,434,8	43,844,7	0,0	0,0	0,0	0,0	0,0	69,632,5	0,0	0,0	8,067,8	25,025,4	24,482,5	15,966,7	33,541,1			
55	PT Asuransi Sinar Mas	808,906,8	47,001,9	3,676,3	0,0	0,0	803,8	50,221,5	34,382,6	192,7	0,0	679,980,6	183,175,1	271,992,3	271,992,3	591,163,5			
56	PT Maekapal Asuransi Sonwells	102,612,8	0,0	0,0	0,0	0,0	0,0	9,649,5	0,0	0,0	0,0	92,963,3	8,716,6	27,847,7	27,847,7	73,832,1			
57	PT Asuransi Sumit Oto	0,0	0,0	0,0	0,0	0,0	0,0	0,0	0,0	0,0	0,0	0,0	0,0	0,0	0,0	0,0			
58	PT Staco Mandiri	0,0	0,0	0,0	0,0	0,0	0,0	0,0	0,0	0,0	0,0	0,0	0,0	0,0	0,0	0,0			
59	PT Asuransi Tri Pakarta	0,0	0,0	0,0	0,0	0,0	0,0	0,0	0,0	0,0	0,0	0,0	0,0	0,0	0,0	0,0			
60	PT Asuransi Tugu Kresna Pratama	0,0	0,0	0,0	0,0	0,0	0,0	0,0	0,0	0,0	0,0	0,0	0,0	0,0	0,0	0,0			
61	PT Asuransi Takaful Umum	0,0	0,0	0,0	0,0	0,0	0,0	0,0	0,0	0,0	0,0	0,0	0,0	0,0	0,0	0,0			
62	PT Tugu Pratama Indonesia	25,134,3	4,663,4	1,302,3	0,0	0,0	202,2	2,753,0	0,0	0,0	741,0	19,559,0	0,0	0,0	0,0	19,559,0			
63	PT Victoria Insurance	18,3	(4,8)	0,0	0,0	0,0	0,0	(17,8)	0,0	0,0	4,7	45,6	0,0	0,0	0,0	45,6			
64	PT Asuransi Videi	46,1	15,0	0,0	0,0	0,0	0,0	21,4	0,0	0,0	7,0	16,7	0,0	0,0	0,0	2,6			
65	PT Asuransi Wahana Tata	1,393,5	70,8	106,035,6	0,0	0,0	14,872,3	344,9	0,0	0,0	109,4	92,250,5	26,006,2	34,407,7	34,407,7	83,848,9			
66	PT Asuransi Wanamekar Handayani	0,0	0,0	0,0	0,0	0,0	0,0	0,0	0,0	0,0	0,0	0,0	0,0	0,0	0,0	0,0			
67	PT Asuransi Mitra Pelindung Mustika 'new	0,0	0,0	0,0	0,0	0,0	0,0	0,0	0,0	0,0	0,0	0,0	0,0	0,0	0,0	0,0			
	<b>JUMLAH / SUB TOTAL</b>	<b>4,127,198,8</b>	<b>684,073,6</b>	<b>177,296,6</b>	<b>102,5</b>	<b>4,548,9</b>	<b>23,004,0</b>	<b>422,649,9</b>	<b>92,313,8</b>	<b>74,911,1</b>	<b>82,763,1</b>	<b>3,114,959,6</b>	<b>883,916,9</b>	<b>1,220,657,1</b>	<b>1,220,657,1</b>	<b>2,778,219,4</b>			
<b>PATUNGAN / JOINT VENTURE :</b>																			
1	PT ACE INA Insurance	107,982,0	27,351,0	401,0	0,0	2,588,0	598,0	12,559,0	0,0	72,299,0	0,0	48,140,0	2,421,0	3,617,0	3,617,0	46,944,0			
2	PT Asuransi Allianz Utama Indonesia	0,0	0,0	0,0	0,0	0,0	0,0	0,0	0,0	0,0	0,0	0,0	0,0	0,0	0,0	0,0			
3	PT Asuransi Axa Indonesia	145,169,3	18,173,9	55,1	0,0	0,0	19,0	10,090,4	0,0	62,902,1	0,0	63,464,8	9,535,2	22,058,4	22,058,4	50,941,4			
4	PT Bess Central Insurance	18,822,0	0,0	0,0	0,0	0,0	0,0	0,0	0,0	21,827,7	0,0	515,6	0,0	0,0	0,0	206,3			
5	PT Charitas Insurance Indonesia	141,381,0	32,703,1	2,424,1	0,0	134,2	456,9	1,213,6	8,602,3	336,0	971,3	101,598,7	23,518,0	23,518,0	23,518,0	101,598,7			
6	PT China Taiping Insurance Indonesia	0,0	0,0	0,0	0,0	0,0	0,0	0,0	0,0	0,0	0,0	0,0	0,0	0,0	0,0	0,0			
7	PT Asuransi CHUBB Indonesia	0,0	0,0	0,0	0,0	0,0	0,0	0,0	0,0	0,0	0,0	0,0	0,0	0,0	0,0	0,0			
8	PT Asuransi Haijin Komindo	0,0	0,0	0,0	0,0	0,0	0,0	0,0	0,0	0,0	0,0	0,0	0,0	0,0	0,0	0,0			
9	PT KSK Insurance Indonesia	0,0	0,0	0,0	0,0	0,0	0,0	0,0	0,0	0,0	0,0	0,0	0,0	0,0	0,0	0,0			
10	PT LIG Insurance Indonesia	15,081,9	751,7	0,0	0,0	0,0	0,0	215,4	0,0	682,2	291,7	13,734,4	3,436,0	11,038,5	11,038,5	6,131,8			
11	PT MAA General Insurance	188,9	34,4	0,0	0,0	0,0	0,0	43,9	54,8	0,0	7,3	63,1	140,1	68,2	68,2	135,0			
12	PT Asuransi Mandiri Axa General Indonesia	4,171,0	239,0	0,0	0,0	0,0	0,0	39,0	0,0	0,0	37,0	3,930,0	21,0	3,291,0	3,291,0	660,0			
13	PT Asuransi MISC Indonesia	17,621,4	266,7	347,8	0,0	0,0	103,6	0,0	0,0	9,823,0	1,974,8	9,750,6	3,447,9	3,201,7	3,201,7	9,996,8			
14	PT Asuransi Nipponkoa Indonesia	0,0	0,0	0,0	0,0	0,0	0,0	0,0	0,0	0,0	0,0	0,0	0,0	0,0	0,0	0,0			
15	PT Asuransi OBE Pool Indonesia	2,763,0	582,0	0,0	0,0	0,0	0,0	0,0	0,0	139,0	0,0	2,042,0	0,0	0,0	0,0	1,825,0			
16	PT Asuransi Samsung Tugu	0,0	0,0	2,209,0	0,0	0,0	384,0	0,0	0,0	0,0	0,0	1,825,0	0,0	0,0	0,0	1,825,0			
17	PT Sampo Japan Insurance Indonesia	1,620,8	63,5	0,0	0,0	0,0	0,0	269,9	768,3	0,0	337,4	858,5	152,1	297,9	297,9	710,7			
18	PT Asuransi Tokio Marine Indonesia	25,204,7	4,960,6	0,0	0,0	0,0	0,0	17,2	167,1	0,0	1,877,5	18,786,9	0,0	0,0	0,0	18,786,9			
19	PT Zurich Insurance Indonesia	0,0	0,0	0,0	0,0	0,0	0,0	0,0	0,0	0,0	0,0	0,0	0,0	0,0	0,0	0,0			
	<b>JUMLAH / SUB TOTAL</b>	<b>480,025,9</b>	<b>85,125,9</b>	<b>5,436,9</b>	<b>0,0</b>	<b>2,722,2</b>	<b>1,578,7</b>	<b>24,598,4</b>	<b>9,425,3</b>	<b>169,886,5</b>	<b>67,136,9</b>	<b>284,707,2</b>	<b>42,671,3</b>	<b>67,296,9</b>	<b>67,296,9</b>	<b>240,081,6</b>			
<b>REASURANSI / REINSURANCE :</b>																			
1	PT Reasuransi Internasional Indonesia	0,0	0,0	726,942,3	0,0	0,0	0,0	149,405,2	8,034,5	10,947,1	86,920,1	505,112,1	285,182,8	328,187,5	328,187,5	462,107,3			
2	PT Maekapal Reasuransi Indonesia	0,0	0,0	550,172,8	344,3	0,0	97,393,8	27,667,5	129,446,3	13,138,9	57,060,5	339,931,0	118,163,1	153,085,9	153,085,9	305,008,1			
3	PT Reasuransi Nasional Indonesia	0,0	0,0	22,423,0	0,0	0,0	9,992,0	25,0	2,179,0	0,0	10,227,0	2,007,0	4,090,0	4,090,0	8,144,0				
4	PT Tugu Reasuransi Indonesia	0,0	0,0	0,0	0,0	0,0	0,0	0,0	0,0	0,0	0,0	0,0	0,0	0,0	0,0	0,0			
	<b>JUMLAH / SUB TOTAL</b>	<b>0,0</b>	<b>0,0</b>	<b>1,299,538,1</b>	<b>344,3</b>	<b>0,0</b>	<b>256,791,0</b>	<b>35,727,1</b>	<b>142,572,5</b>	<b>100,059,0</b>	<b>90,537,2</b>	<b>855,270,1</b>	<b>405,352,8</b>	<b>485,363,5</b>	<b>485,363,5</b>	<b>775,259,5</b>			
	<b>JUMLAH SELURUHNYA</b>	<b>4,607,224,7</b>	<b>749,199,5</b>	<b>1,482,273,6</b>	<b>446,8</b>	<b>7,271,1</b>	<b>281,373,6</b>	<b>482,975,4</b>	<b>244,311,6</b>	<b>344,856,6</b>	<b>240,487,2</b>	<b>4,234,936,9</b>	<b>1,331,941,0</b>	<b>1,773,317,4</b>	<b>1,773,317,4</b>	<b>3,793,560,5</b>			
<b>GRAND TOTAL</b>																			

Keterangan / notes :

\*) Tidak menyampaikan LaporanHave Not Submitted Annual Report  
\*\*) Telah dicabut Izin usaha Tahun 2012/licenses have been revoked

No	Nama Perusahaan Name of Company	Pos Langsung DIRECT BUSINESS	REASURANSI DAN KOMISI			OUTWARD			CADANGAN PREMI			Pendapatan Premi INCOME PREMIUMS			
			(3)	(4)	(5)	(6)	(7)	(8)	(9)	(10)	(11)		(12)	(13)	(14)
(1)	(2)	(3)	(4)	(5)	(6)	(7)	(8)	(9)	(10)	(11)	(12)	(13)	(14)	(15)	(16)
SWASTA NASIONAL / PRIVATE :															
1	PT Asuransi Adira Dinemika	0.0	0.0	0.0	0.0	0.0	0.0	0.0	0.0	0.0	0.0	0.0	0.0	0.0	0.0
2	PT Asuransi Atrando	0.0	0.0	0.0	0.0	0.0	0.0	0.0	0.0	0.0	0.0	0.0	0.0	0.0	0.0
3	PT ArthaGraha General Insurance	0.0	0.0	0.0	0.0	0.0	0.0	0.0	0.0	0.0	0.0	0.0	0.0	0.0	0.0
4	PT Asuransi Asoka Mas	0.0	0.0	0.0	0.0	0.0	0.0	0.0	0.0	0.0	0.0	0.0	0.0	0.0	0.0
5	PT Asuransi Astra Buana	0.0	0.0	0.0	0.0	0.0	0.0	0.0	0.0	0.0	0.0	0.0	0.0	0.0	0.0
6	PT Avist General Insurance	0.0	0.0	0.0	0.0	0.0	0.0	0.0	0.0	0.0	0.0	0.0	0.0	0.0	0.0
7	PT Asuransi Bangun Astrida	0.0	0.0	0.0	0.0	0.0	0.0	0.0	0.0	0.0	0.0	0.0	0.0	0.0	0.0
8	PT Batavia Mitra Utama Insurance	0.0	0.0	0.0	0.0	0.0	0.0	0.0	0.0	0.0	0.0	0.0	0.0	0.0	0.0
9	PT Berdikari Insurance	0.0	0.0	0.0	0.0	0.0	0.0	0.0	0.0	0.0	0.0	0.0	0.0	0.0	0.0
10	PT Asuransi Bhakti Bhayangkara	0.0	0.0	0.0	0.0	0.0	0.0	0.0	0.0	0.0	0.0	0.0	0.0	0.0	0.0
11	PT Asuransi Bina Dana Aifa Tbk.	0.0	0.0	0.0	0.0	0.0	0.0	0.0	0.0	0.0	0.0	0.0	0.0	0.0	0.0
12	PT Asuransi Binagraya Upatara	0.0	0.0	0.0	0.0	0.0	0.0	0.0	0.0	0.0	0.0	0.0	0.0	0.0	0.0
13	PT Asuransi Bintang Tbk.	0.0	0.0	0.0	0.0	0.0	0.0	0.0	0.0	0.0	0.0	0.0	0.0	0.0	0.0
14	PT Asuransi Bosowa Periskop	0.0	0.0	0.0	0.0	0.0	0.0	0.0	0.0	0.0	0.0	0.0	0.0	0.0	0.0
15	PT Asuransi Brinigi Sejahtera Artamakmur	0.0	0.0	0.0	0.0	0.0	0.0	0.0	0.0	0.0	0.0	0.0	0.0	0.0	0.0
16	PT Asuransi Buana Independent	0.0	0.0	0.0	0.0	0.0	0.0	0.0	0.0	0.0	0.0	0.0	0.0	0.0	0.0
17	PT Asuransi Umum Bumputera Muda 1967	13,623.0	3,307.0	2,619.0	0.0	0.0	669.0	2,071.0	0.0	0.0	673.0	10,868.0	5,336.0	8,434.0	7,770.0
18	PT Asuransi Central Asia	0.0	0.0	0.0	0.0	0.0	0.0	0.0	0.0	0.0	0.0	0.0	0.0	0.0	0.0
19	PT Central Sejahtera Insurance	0.0	0.0	0.0	0.0	0.0	0.0	0.0	0.0	0.0	0.0	0.0	0.0	0.0	0.0
20	PT Citra International Underwriters	0.0	0.0	0.0	0.0	0.0	0.0	0.0	0.0	0.0	0.0	0.0	0.0	0.0	0.0
21	PT Asuransi Davin Mitra Tbk.	0.0	0.0	0.0	0.0	0.0	0.0	0.0	0.0	0.0	0.0	0.0	0.0	0.0	0.0
22	PT Asuransi Eka Lloyd Java	0.0	0.0	0.0	0.0	0.0	0.0	0.0	0.0	0.0	0.0	0.0	0.0	0.0	0.0
23	PT Asuransi Elisor Indonesia (Persero)	119,648.3	(2,923.9)	0.0	0.0	0.0	0.0	41,640.9	0.0	0.0	11,202.3	92,133.6	25,563.6	40,060.9	77,826.3
24	PT Asuransi Herla Aman Pratama Tbk.	0.0	0.0	0.0	0.0	0.0	0.0	0.0	0.0	0.0	0.0	0.0	0.0	0.0	0.0
25	PT Asuransi Himalaya Pelindung	0.0	0.0	0.0	0.0	0.0	0.0	0.0	0.0	0.0	0.0	0.0	0.0	0.0	0.0
26	PT Asuransi Indrapura	0.0	0.0	0.0	0.0	0.0	0.0	0.0	0.0	0.0	0.0	0.0	0.0	0.0	0.0
27	PT Asuransi Intra Asia	0.0	0.0	0.0	0.0	0.0	0.0	0.0	0.0	0.0	0.0	0.0	0.0	0.0	0.0
28	PT MNC Asuransi Indonesia	0.0	0.0	0.0	0.0	0.0	0.0	0.0	0.0	0.0	0.0	0.0	0.0	0.0	0.0
29	PT Asuransi Jasa Indonesia (Persero)	0.0	0.0	0.0	0.0	0.0	0.0	0.0	0.0	0.0	0.0	0.0	0.0	0.0	0.0
30	PT Asuransi Jasa Raharja Putera	4,331.2	623.5	0.0	0.0	0.0	0.0	1,154.4	0.0	0.0	497.3	3,050.6	0.0	0.0	3,050.6
31	PT Asuransi Jasa Tania Tbk	0.0	0.0	0.0	0.0	0.0	0.0	0.0	0.0	0.0	0.0	0.0	0.0	0.0	0.0
32	PT Asuransi Jaya Proteksi	0.0	0.0	0.0	0.0	0.0	0.0	0.0	0.0	0.0	0.0	0.0	0.0	0.0	0.0
33	PT Jaya Proteksi Takaful	0.0	0.0	0.0	0.0	0.0	0.0	0.0	0.0	0.0	0.0	0.0	0.0	0.0	0.0
34	PT Asuransi Karyamas Sentralindo *)	0.0	0.0	0.0	0.0	0.0	0.0	0.0	0.0	0.0	0.0	0.0	0.0	0.0	0.0
35	PT Asuransi Kredit Indonesia (Persero)	622,122.3	53,235.6	29,115.3	0.0	0.0	4,064.5	34,826.5	0.0	0.0	10,988.2	570,079.0	173,768.8	242,235.7	501,812.1
36	PT Lippo General Insurance Tbk.	0.0	0.0	0.0	0.0	0.0	0.0	0.0	0.0	0.0	0.0	0.0	0.0	0.0	0.0
37	PT Asuransi Malpark Indonesia	0.0	0.0	0.0	0.0	0.0	0.0	0.0	0.0	0.0	0.0	0.0	0.0	0.0	0.0
38	PT Malacca Trust Wuwungan Insurance	0.0	0.0	0.0	0.0	0.0	0.0	0.0	0.0	0.0	0.0	0.0	0.0	0.0	0.0
39	PT Asuransi Umum Mega	0.0	0.0	0.0	0.0	0.0	0.0	0.0	0.0	0.0	0.0	0.0	0.0	0.0	0.0
40	PT Asuransi Mega Pratama	0.0	0.0	0.0	0.0	0.0	0.0	0.0	0.0	0.0	0.0	0.0	0.0	0.0	0.0
41	PT Asuransi Mitra Maparya	0.0	0.0	0.0	0.0	0.0	0.0	0.0	0.0	0.0	0.0	0.0	0.0	0.0	0.0
42	PT Asuransi Multi Atria Guna	0.0	0.0	0.0	0.0	0.0	0.0	0.0	0.0	0.0	0.0	0.0	0.0	0.0	0.0
43	PT Pan Pacific Insurance	0.0	0.0	0.0	0.0	0.0	0.0	0.0	0.0	0.0	0.0	0.0	0.0	0.0	0.0
44	PT Panin Insurance Tbk.	0.0	0.0	0.0	0.0	0.0	0.0	0.0	0.0	0.0	0.0	0.0	0.0	0.0	0.0
45	PT Asuransi Parolamas	0.0	0.0	0.0	0.0	0.0	0.0	0.0	0.0	0.0	0.0	0.0	0.0	0.0	0.0
46	PT Asuransi Puri Asih **)	0.0	0.0	0.0	0.0	0.0	0.0	0.0	0.0	0.0	0.0	0.0	0.0	0.0	0.0
47	PT Asuransi Purna Atanagraha	0.0	0.0	0.0	0.0	0.0	0.0	0.0	0.0	0.0	0.0	0.0	0.0	0.0	0.0
48	PT Asuransi Raksa Pratikara	0.0	0.0	0.0	0.0	0.0	0.0	0.0	0.0	0.0	0.0	0.0	0.0	0.0	0.0
49	PT Asuransi Rama Satira Wibawa	0.0	0.0	0.0	0.0	0.0	0.0	0.0	0.0	0.0	0.0	0.0	0.0	0.0	0.0
50	PT Asuransi Ramayana Tbk.	0.0	0.0	0.0	0.0	0.0	0.0	0.0	0.0	0.0	0.0	0.0	0.0	0.0	0.0
51	PT Asuransi Raya	0.0	0.0	0.0	0.0	0.0	0.0	0.0	0.0	0.0	0.0	0.0	0.0	0.0	0.0

No	Nama Perusahaan Name Of company	Pos Langsung DIRECT BUSINESS	REASURANSI DAN KOMISI				OUTWARD				CADANGAN PREMI PREMIUM RESERVES				Pendapatan Premi INCOME PREMIUMS	
			(3)	(4)	(5)	(6)	(7)	(8)	(9)	(10)	(11)	(12)	(13)	(14)		(15)
			Komis COMISIONS	Dalam Negeri DOMESTIC	ASEAN ASEAN	Lainnya OTHERS	Komis COMISIONS	Dalam Negeri DOMESTIC	ASEAN ASEAN	Lainnya OTHERS	Komis COMISIONS	Premi Netto NET PREMIUMS	Tahun Lalu PAST YEAR	Tahun Berjalan CURRENT YEAR		
(1)																
	52 PT Asuransi Recapital	0.0	0.0	0.0	0.0	0.0	0.0	0.0	0.0	0.0	0.0	0.0	0.0	0.0	0.0	0.0
	53 PT Asuransi Reliance Indonesia	0.0	0.0	0.0	0.0	0.0	0.0	0.0	0.0	0.0	0.0	0.0	0.0	0.0	0.0	0.0
	54 PT Sarana Lindung Ujaya	489.0	0.0	0.9	0.0	0.0	341.2	0.0	0.0	0.0	148.8	9.9	54.4	104.3		
	55 PT Asuransi Sinar Mas	0.0	4,025.4	0.0	1,068.4	0.0	0.0	0.0	0.0	0.0	2,957.0	893.3	1,182.8	2,667.5		
	56 PT Maskapai Asuransi Sonwells	0.0	0.0	0.0	0.0	0.0	0.0	0.0	0.0	0.0	0.0	0.0	0.0	0.0	0.0	0.0
	57 PT Asuransi Sumit Oto	0.0	0.0	0.0	0.0	0.0	0.0	0.0	0.0	0.0	0.0	0.0	0.0	0.0	0.0	0.0
	58 PT Staco Mandiri	0.0	0.0	0.0	0.0	0.0	0.0	0.0	0.0	0.0	0.0	0.0	0.0	0.0	0.0	0.0
	59 PT Asuransi Tri Pakarta	0.0	0.0	0.0	0.0	0.0	0.0	0.0	0.0	0.0	0.0	0.0	0.0	0.0	0.0	0.0
	60 PT Asuransi Tugu Kresna Pratama	0.0	0.0	0.0	0.0	0.0	0.0	0.0	0.0	0.0	0.0	0.0	0.0	0.0	0.0	0.0
	61 PT Asuransi Takaful Umum	0.0	0.0	0.0	0.0	0.0	0.0	0.0	0.0	0.0	0.0	0.0	0.0	0.0	0.0	0.0
	62 PT Tugu Pratama Indonesia	600.0	60.0	0.0	0.0	0.0	540.0	0.0	0.0	0.0	225.1	0.0	0.0	0.0	225.1	0.0
	63 PT Victoria Insurance	0.0	0.0	0.0	0.0	0.0	0.0	0.0	0.0	0.0	0.0	0.0	0.0	0.0	0.0	0.0
	64 PT Asuransi Vidai	0.0	0.0	0.0	0.0	0.0	0.0	0.0	0.0	0.0	0.0	0.0	0.0	0.0	0.0	0.0
	65 PT Asuransi Wahana Tata	0.0	0.0	0.0	0.0	0.0	0.0	0.0	0.0	0.0	0.0	0.0	0.0	0.0	0.0	0.0
	66 PT Asuransi Wanamekar Handayani	0.0	0.0	0.0	0.0	0.0	0.0	0.0	0.0	0.0	0.0	0.0	0.0	0.0	0.0	0.0
	67 PT Asuransi Mitra Pelindung Mustika 'new	0.0	0.0	0.0	0.0	0.0	0.0	0.0	0.0	0.0	0.0	0.0	0.0	0.0	0.0	0.0
	<b>JUMLAH / SUB TOTAL</b>	<b>760,813.8</b>	<b>54,302.2</b>	<b>35,760.6</b>	<b>0.0</b>	<b>0.0</b>	<b>5,822.0</b>	<b>80,573.9</b>	<b>0.0</b>	<b>0.0</b>	<b>23,585.8</b>	<b>679,462.2</b>	<b>205,561.5</b>	<b>291,967.9</b>	<b>593,055.8</b>	
<b>PATUNGAN / JOINT VENTURE :</b>																
	1 PT ACE INA Insurance	0.0	0.0	0.0	0.0	0.0	0.0	0.0	0.0	0.0	0.0	0.0	0.0	0.0	0.0	0.0
	2 PT Asuransi Allianz Utama Indonesia	0.0	0.0	0.0	0.0	0.0	0.0	0.0	0.0	0.0	0.0	0.0	0.0	0.0	0.0	0.0
	3 PT Asuransi Axa Indonesia	0.0	0.0	0.0	0.0	0.0	0.0	0.0	0.0	0.0	0.0	0.0	0.0	0.0	0.0	0.0
	4 PT Bess Central Insurance	0.0	0.0	0.0	0.0	0.0	0.0	0.0	0.0	0.0	0.0	0.0	0.0	0.0	0.0	0.0
	5 PT Charitas Insurance Indonesia	0.0	0.0	0.0	0.0	0.0	0.0	0.0	0.0	0.0	0.0	0.0	0.0	0.0	0.0	0.0
	6 PT China Taiping Insurance Indonesia	0.0	0.0	0.0	0.0	0.0	0.0	0.0	0.0	0.0	0.0	0.0	0.0	0.0	0.0	0.0
	7 PT Asuransi CHUBB Indonesia	0.0	0.0	0.0	0.0	0.0	0.0	0.0	0.0	0.0	0.0	0.0	0.0	0.0	0.0	0.0
	8 PT Asuransi Hanjin Komindo	0.0	0.0	0.0	0.0	0.0	0.0	0.0	0.0	0.0	0.0	0.0	0.0	0.0	0.0	0.0
	9 PT KSK Insurance Indonesia	0.0	0.0	0.0	0.0	0.0	0.0	0.0	0.0	0.0	0.0	0.0	0.0	0.0	0.0	0.0
	10 PT LIG Insurance Indonesia	0.0	0.0	0.0	0.0	0.0	0.0	0.0	0.0	0.0	0.0	0.0	0.0	0.0	0.0	0.0
	11 PT MAA General Insurance	0.0	0.0	0.0	0.0	0.0	0.0	0.0	0.0	0.0	0.0	0.0	0.0	0.0	0.0	0.0
	12 PT Asuransi Mandiri Axa General Indonesia	0.0	0.0	0.0	0.0	0.0	0.0	0.0	0.0	0.0	0.0	0.0	0.0	0.0	0.0	0.0
	13 PT Asuransi MSIG Indonesia	0.0	0.0	0.0	0.0	0.0	0.0	0.0	0.0	0.0	0.0	0.0	0.0	0.0	0.0	0.0
	14 PT Asuransi Nipponkoa Indonesia	0.0	0.0	0.0	0.0	0.0	0.0	0.0	0.0	0.0	0.0	0.0	0.0	0.0	0.0	0.0
	15 PT Asuransi QBE Pool Indonesia	0.0	0.0	0.0	0.0	0.0	0.0	0.0	0.0	0.0	0.0	0.0	0.0	0.0	0.0	0.0
	16 PT Asuransi Samsung Tugu	0.0	0.0	0.0	0.0	0.0	0.0	0.0	0.0	0.0	0.0	0.0	0.0	0.0	0.0	0.0
	17 PT Sampo Japan Insurance Indonesia	0.0	0.0	0.0	0.0	0.0	0.0	0.0	0.0	0.0	0.0	0.0	0.0	0.0	0.0	0.0
	18 PT Asuransi Tokio Marine Indonesia	0.0	0.0	0.0	0.0	0.0	0.0	0.0	0.0	0.0	0.0	0.0	0.0	0.0	0.0	0.0
	19 PT Zurich Insurance Indonesia	0.0	0.0	0.0	0.0	0.0	0.0	0.0	0.0	0.0	0.0	0.0	0.0	0.0	0.0	0.0
	<b>JUMLAH / SUB TOTAL</b>	<b>0.0</b>	<b>0.0</b>	<b>0.0</b>	<b>0.0</b>	<b>0.0</b>	<b>0.0</b>	<b>0.0</b>	<b>0.0</b>	<b>0.0</b>	<b>0.0</b>	<b>0.0</b>	<b>0.0</b>	<b>0.0</b>	<b>0.0</b>	<b>0.0</b>
<b>REASURANSI / REINSURANCE :</b>																
	1 PT Reasuransi International Indonesia	0.0	0.0	0.0	0.0	0.0	0.0	0.0	0.0	0.0	0.0	0.0	0.0	0.0	0.0	0.0
	2 PT Maskapai Reasuransi Indonesia	0.0	0.0	0.0	0.0	0.0	0.0	0.0	0.0	0.0	0.0	0.0	0.0	0.0	0.0	0.0
	3 PT Reasuransi Nasional Indonesia	0.0	56,185.0	759.0	20,599.0	20.0	2,347.0	0.0	33,978.0	15,250.0	13,591.0	0.0	0.0	0.0	35,637.0	0.0
	4 PT Tugu Reasuransi Indonesia	0.0	0.0	0.0	0.0	0.0	0.0	0.0	0.0	0.0	0.0	0.0	0.0	0.0	0.0	0.0
	<b>JUMLAH / SUB TOTAL</b>	<b>0.0</b>	<b>56,185.0</b>	<b>759.0</b>	<b>20,599.0</b>	<b>20.0</b>	<b>2,347.0</b>	<b>0.0</b>	<b>33,978.0</b>	<b>15,250.0</b>	<b>13,591.0</b>	<b>0.0</b>	<b>0.0</b>	<b>0.0</b>	<b>35,637.0</b>	<b>0.0</b>
	<b>JUMLAH SELURUHNYA</b>	<b>760,813.8</b>	<b>54,302.2</b>	<b>97,945.6</b>	<b>759.0</b>	<b>0.0</b>	<b>26,421.0</b>	<b>80,593.9</b>	<b>2,347.0</b>	<b>0.0</b>	<b>23,585.8</b>	<b>713,440.2</b>	<b>220,811.5</b>	<b>305,558.9</b>	<b>628,692.8</b>	<b>0.0</b>
	<b>GRAND TOTAL</b>															

**Keterangan / notes :**

\*) Tidak menyampaikan LaporanHave Not Submitted Annual Report  
 \*\*) Telah dicabut Izin usaha Tahun 2012/izin cesses have been revoked

TABEL 2.11 (3) TABLE 2.11.3  
PREMI USAHA ASURANSI UMUM DAN REASURANSI TAHUN 2012  
PREMIUMS OF GENERAL INSURANCE AND REINSURANCE BUSINESS IN 2012  
Lini Usaha : Suretyship  
Line of Business : Suretyship

No	Nama Perusahaan Name of company	Pos Langsung DIRECT BUSINESS	REASURANSI DAN KOMISI			OUTWARD			CADANGAN PREMI PREMIUM RESERVES			Pendapatan Premi INCOME PREMIUMS			
			(3)	(4)	(5)	(6)	(7)	(8)	(9)	(10)	(11)		(12)	(13)	(14)
SWASTA NASIONAL / PRIVATE :															
1	PT Asuransi Adira Dinamika	36.779.3	489.8	20.7	2.068.0	34.481.3	4.1	2.068.0	34.481.3	2.795.3	46.8	1.633.1	1.209.0		
2	PT Asuransi Afriandio	670.7	40.9	177.6	0.0	0.0	99.1	655.6	2.8	229.8	74.9	50.6	303.8		
3	PT ArthaGraha General Insurance	67.0	0.1	0.0	0.0	0.0	29.3	0.0	0.0	9.8	47.4	0.0	47.4		
4	PT Asuransi Asoka Mas	1.862.5	339.4	572.1	0.0	0.0	80.0	229.6	0.0	74.3	1.860.0	744.0	1.544.6		
5	PT Asuransi Astra Buana	0.0	0.0	0.0	0.0	0.0	0.0	0.0	0.0	0.0	0.0	0.0	0.0		
6	PT Avisti General Insurance	0.0	0.0	0.0	0.0	0.0	0.0	0.0	0.0	0.0	0.0	0.0	0.0		
7	PT Asuransi Bangun Askrinda	5.591.6	875.1	478.8	0.0	0.0	160.1	3.651.7	312.1	2.888.0	562.5	1.155.2	2.295.3		
8	PT Batavia Maritama Insurance	0.0	0.0	0.0	0.0	0.0	0.0	0.0	0.0	0.0	0.0	0.0	0.0		
9	PT Berdikari Insurance	0.0	0.0	0.0	0.0	0.0	0.0	0.0	0.0	0.0	0.0	0.0	0.0		
10	PT Asuransi Bhakti Bhayangkara	1.550.2	186.3	610.5	0.0	0.0	97.5	471.8	0.0	151.4	1.556.5	100.1	1.501.0		
11	PT Asuransi Bina Dana Aira Tbk.	0.0	0.0	0.0	0.0	0.0	0.0	0.0	0.0	0.0	0.0	0.0	0.0		
12	PT Asuransi Binagriya Upakara	388.1	53.1	51.6	0.0	0.0	40.6	198.5	0.0	73.2	219.8	11.0	84.5		
13	PT Asuransi Bintang Tbk.	246.2	(16.7)	234.1	0.0	0.0	117.0	41.0	38.7	132.5	59.2	227.1	90.8		
14	PT Asuransi Bosowa Perisiklopp	14.010.5	2.423.1	0.0	0.0	0.0	0.0	1.187.2	0.0	592.6	10.992.8	1.227.6	1.167.0		
15	PT Asuransi Brinigi Sejahtera Aitamakmur	968.5	188.2	80.7	0.0	0.0	21.0	839.1	0.0	231.2	232.1	0.0	232.1		
16	PT Asuransi Buana Independent	3.384.9	581.0	1.191.1	0.0	0.0	459.3	2.652.2	0.0	893.4	1.766.9	765.5	1.657.9		
17	PT Asuransi Umum Bumpuitera Muda 1967	42.827.0	9.768.0	6.800.0	0.0	0.0	2.104.0	9.182.0	0.0	2.844.0	31.417.0	20.768.0	39.911.0		
18	PT Asuransi Central Asia	0.0	0.0	0.0	0.0	0.0	0.0	0.0	0.0	0.0	0.0	0.0	0.0		
19	PT Central Sejahtera Insurance	0.0	0.0	0.0	0.0	0.0	0.0	0.0	0.0	0.0	0.0	0.0	0.0		
20	PT Citra International Underwriters	0.0	0.0	0.0	0.0	0.0	0.0	0.0	0.0	0.0	0.0	0.0	0.0		
21	PT Asuransi Davin Mitra Tbk.	0.0	0.0	0.0	0.0	0.0	0.0	0.0	0.0	0.0	0.0	0.0	0.0		
22	PT Asuransi Eka Lloyd Java	0.0	0.0	0.0	0.0	0.0	0.0	0.0	0.0	0.0	0.0	0.0	0.0		
23	PT Asuransi Ekspor Indonesia (Persero)	40.496.8	6.848.4	8.678.1	0.0	0.0	2.660.5	17.184.9	1.987.2	5.701.1	26.196.0	12.313.0	23.095.5		
24	PT Asuransi Herla Aman Pratama Tbk.	567.1	3.6	0.0	0.0	0.0	0.0	64.0	52.4	40.8	487.8	36.9	195.1		
25	PT Asuransi Himalaya Pelindung	6.469.5	589.1	0.0	0.0	0.0	0.0	3.924.1	661.7	1.058.9	2.353.5	978.6	941.4		
26	PT Asuransi Indrapura	0.0	0.0	0.0	0.0	0.0	0.0	0.0	0.0	0.0	0.0	0.0	0.0		
27	PT Asuransi Intra Asia	9.875.9	1.067.8	0.0	0.0	0.0	0.0	145.8	3.8	37.9	8.696.5	1.396.0	3.709.3		
28	PT MNC Asuransi Indonesia	0.0	0.0	0.0	0.0	0.0	0.0	0.0	0.0	0.0	0.0	0.0	0.0		
29	PT Asuransi Jasa Indonesia (Persero)	87.022.3	7.564.3	4.172.7	0.0	0.0	1.459.2	26.219.8	0.0	6.504.1	62.455.9	13.233.8	8.261.0		
30	PT Asuransi Jasa Raharja Putera	129.002.2	23.019.9	710.5	0.0	0.0	338.6	36.274.5	5.840.3	26.030.7	32.364.2	70.571.0	0.0		
31	PT Asuransi Jasa Tania Tbk.	8.256.6	1.131.8	2.406.5	0.0	0.0	625.7	4.300.7	0.0	1.370.2	5.974.1	1.740.2	2.389.6		
32	PT Asuransi Jaya Proteksi	0.0	0.0	0.0	0.0	0.0	0.0	0.0	0.0	0.0	0.0	0.0	0.0		
33	PT Jaya Proteksi Takatuli	0.0	0.0	0.0	0.0	0.0	0.0	0.0	0.0	0.0	0.0	0.0	0.0		
34	PT Asuransi Karyamas Sentralindo *)	0.0	0.0	0.0	0.0	0.0	0.0	0.0	0.0	0.0	0.0	0.0	0.0		
35	PT Asuransi Kredit Indonesia (Persero)	155.553.9	2.969.3	285.7	0.0	0.0	3.020.4	7.357.9	0.0	2.355.5	144.847.6	5.969.4	9.277.5		
36	PT Lippo General Insurance Tbk.	0.0	0.0	0.0	0.0	0.0	0.0	0.0	0.0	0.0	0.0	0.0	0.0		
37	PT Asuransi Malpark Indonesia	0.0	0.0	0.0	0.0	0.0	0.0	0.0	0.0	0.0	0.0	0.0	0.0		
38	PT Malacca Trust Wuyungan Insurance	0.0	0.0	0.0	0.0	0.0	0.0	0.0	0.0	0.0	0.0	0.0	0.0		
39	PT Asuransi Umum Mega	135.5	15.8	0.0	0.0	0.0	0.0	86.9	0.0	23.2	56.0	383.8	24.8		
40	PT Asuransi Mecca Pratama	26.208.8	4.844.4	167.7	0.0	0.0	54.8	4.194.5	222.7	1.019.6	18.079.7	4.391.6	7.231.9		
41	PT Asuransi Mecca Maparaya	0.0	0.0	0.0	0.0	0.0	0.0	0.0	0.0	0.0	0.0	0.0	0.0		
42	PT Asuransi Multi Artha Guna	787.8	217.8	78.9	0.0	0.0	0.0	449.8	150.3	180.0	226.8	30.3	6.6		
43	PT Pan Pacific Insurance	1.167.8	33.9	0.0	0.0	0.0	0.0	0.0	0.0	1.133.9	46.9	453.6	727.3		
44	PT Panin Insurance Tbk.	0.0	0.0	0.0	0.0	0.0	0.0	0.0	0.0	0.0	0.0	0.0	0.0		
45	PT Asuransi Parolamas	46.991.0	9.106.0	(51.0)	0.0	0.0	0.0	8.774.0	0.0	2.475.0	31.535.0	8.307.0	29.445.0		
46	PT Asuransi Puri Asih **)	0.0	0.0	0.0	0.0	0.0	0.0	0.0	0.0	0.0	0.0	0.0	0.0		
47	PT Asuransi Prima Aranugraha	9.662.9	2.225.5	407.7	0.0	0.0	0.0	1.501.3	0.0	144.7	6.388.4	3.651.6	2.748.5		
48	PT Asuransi Raksa Pratikara	0.0	0.0	0.0	0.0	0.0	0.0	0.0	0.0	0.0	0.0	0.0	0.0		
49	PT Asuransi Rama Satria Wibawa	4.401.6	800.6	221.8	0.0	0.0	107.1	2.641.9	0.0	911.8	1.985.5	825.2	794.2		
50	PT Asuransi Ramayana Tbk.	25.675.0	4.874.0	1.074.0	0.0	0.0	215.0	8.421.0	497.0	2.966.0	15.698.0	617.0	1.093.0		
51	PT Asuransi Raya	10.735.1	142.7	0.0	0.0	0.0	0.0	2.646.7	0.0	811.8	8.757.5	983.8	1.378.0		



No	Nama Perusahaan Name Of company	Pos Langsung DIRECT BUSINESS	REASURANSI DAN KOMISI				OUTWARD				CADANGAN PREMI PREMIUM RESERVES				Pendapatan Premi INCOME PREMIUMS	
			(3)	(4)	(5)	(6)	(7)	(8)	(9)	(10)	(11)	(12)	(13)	(14)		(15)
			Komis	Dalam Negeri	ASEAN	Lainnya	Komis	Dalam Negeri	ASEAN	Lainnya	Komis	Premi Netto	Tahun Lalu	Tahun Berjalan		
			COMISIONS	DOMESTIC	ASEAN	OTHERS	COMISIONS	DOMESTIC	ASEAN	OTHERS	COMISIONS	NET PREMIUMS	PAST YEAR	CURRENT YEAR		
52	PT Asuransi Recapital	3.484,3	273,3	0,0	0,0	0,0	0,0	167,7	314,0	0,0	0,0	2.760,2	0,0	0,0	0,0	2.760,2
53	PT Asuransi Reliance Indonesia	0,0	0,0	0,0	0,0	0,0	0,0	0,0	0,0	0,0	0,0	0,0	0,0	0,0	0,0	0,0
54	PT Sarana Lindung Upaya	4890,0	98,8	0,9	0,0	0,0	0,3	341,2	0,0	0,0	0,0	136,0	0,0	9,9	54,4	91,5
55	PT Asuransi Sinar Mas	20.975,6	3.623,0	1.336,6	12.134,0	0,0	1.675,9	0,0	12,5	9.127,1	452,1	20.459,7	6.729,4	8.183,9	19.005,2	19.005,2
56	PT Maskapai Asuransi Sonwells	0,0	0,0	0,0	0,0	0,0	0,0	0,0	0,0	0,0	0,0	0,0	0,0	0,0	0,0	0,0
57	PT Asuransi Sumit Oto	0,0	0,0	0,0	0,0	0,0	0,0	0,0	0,0	0,0	0,0	0,0	0,0	0,0	0,0	0,0
58	PT Staco Mandiri	826,1	138,0	172,8	0,0	0,0	63,4	629,5	0,0	0,0	0,0	371,8	185,4	146,0	411,2	411,2
59	PT Asuransi Tri Pakarta	0,0	0,0	0,0	0,0	0,0	0,0	0,0	0,0	0,0	0,0	0,0	0,0	0,0	0,0	0,0
60	PT Asuransi Tugu Kresna Pratama	6.096,5	752,9	7.416,3	0,0	0,0	2.659,8	2.671,6	1.421,0	0,0	1.225,0	7.232,4	7.042,1	3.241,9	11.032,7	11.032,7
61	PT Asuransi Takaful Umum	0,0	0,0	201,8	0,0	0,0	298,8	281,2	72,9	1,8	114,4	54,7	0,0	0,0	0,0	54,7
62	PT Tugu Pratama Indonesia	429,7	36,4	0,0	0,0	0,0	0,0	0,0	0,0	0,0	0,0	0,0	0,0	0,0	0,0	0,0
63	PT Victoria Insurance	146,7	(13,0)	0,0	0,0	0,0	0,0	(77,3)	0,0	0,0	23,2	260,2	12,6	0,0	(1,0)	273,8
64	PT Asuransi Videt	45.106,7	8.792,5	113,3	0,0	0,0	36,8	12.968,5	4.081,5	0,0	0,0	27.503,6	6.864,8	11.001,5	23.367,0	23.367,0
65	PT Asuransi Wahana Tata	3.244,3	229,1	428,4	0,0	0,0	203,0	2.940,4	100,0	0,0	921,5	1.121,7	894,2	252,9	1.763,0	1.763,0
66	PT Asuransi Wanamekar Handayani	0,0	0,0	0,0	0,0	0,0	0,0	0,0	0,0	0,0	0,0	0,0	0,0	0,0	0,0	0,0
67	PT Asuransi Mitra Pelindung Mustika 'new	0,0	0,0	0,0	0,0	0,0	0,0	0,0	0,0	0,0	0,0	0,0	0,0	0,0	0,0	0,0
	<b>JUMLAH / SUB TOTAL</b>	<b>752,062,9</b>	<b>94,314,0</b>	<b>38,037,8</b>	<b>12,134,0</b>	<b>0,0</b>	<b>16,637,9</b>	<b>165,327,6</b>	<b>46,140,8</b>	<b>35,292,1</b>	<b>75,097,6</b>	<b>519,626,8</b>	<b>106,203,5</b>	<b>110,698,3</b>	<b>515,131,0</b>	<b>515,131,0</b>
<b>PATUNGAN / JOINT VENTURE :</b>																
1	PT ACE INA Insurance	0,0	0,0	0,0	0,0	0,0	0,0	0,0	0,0	0,0	0,0	0,0	0,0	0,0	0,0	0,0
2	PT Asuransi Allianz Utama Indonesia	0,0	0,0	0,0	0,0	0,0	0,0	0,0	0,0	0,0	0,0	0,0	0,0	0,0	0,0	0,0
3	PT Asuransi Axa Indonesia	0,0	0,0	0,0	0,0	0,0	0,0	0,0	0,0	0,0	0,0	0,0	0,0	0,0	0,0	0,0
4	PT Bess Central Insurance	0,0	0,0	0,0	0,0	0,0	0,0	0,0	0,0	0,0	0,0	0,0	0,0	0,0	0,0	0,0
5	PT Charitas Insurance Indonesia	0,0	0,0	0,0	0,0	0,0	0,0	0,0	0,0	0,0	0,0	0,0	0,0	0,0	0,0	0,0
6	PT China Tailoring Insurance Indonesia	0,0	0,0	0,0	0,0	0,0	0,0	0,0	0,0	0,0	0,0	0,0	0,0	0,0	0,0	0,0
7	PT Asuransi CHUBB Indonesia	0,0	0,0	0,0	0,0	0,0	0,0	0,0	0,0	0,0	0,0	0,0	0,0	0,0	0,0	0,0
8	PT Asuransi Haijin Komindo	0,0	0,0	465,3	0,0	0,0	16,7	0,0	0,0	0,0	0,0	448,7	131,8	179,5	401,0	401,0
9	PT KSK Insurance Indonesia	0,0	0,0	0,0	0,0	0,0	0,0	0,0	0,0	0,0	0,0	0,0	0,0	0,0	0,0	0,0
10	PT LIG Insurance Indonesia	0,0	0,0	0,0	0,0	0,0	0,0	0,0	0,0	0,0	0,0	0,0	0,0	0,0	0,0	0,0
11	PT MAA General Insurance	0,0	0,0	0,0	0,0	0,0	0,0	0,0	0,0	0,0	0,0	0,0	0,0	0,0	0,0	0,0
12	PT Asuransi Mandiri Axa General Indonesia	0,0	0,0	0,0	0,0	0,0	0,0	0,0	0,0	0,0	0,0	0,0	0,0	0,0	0,0	0,0
13	PT Asuransi MISC Indonesia	0,0	0,0	0,0	0,0	0,0	0,0	0,0	0,0	0,0	0,0	0,0	0,0	0,0	0,0	0,0
14	PT Asuransi Nipponkoa Indonesia	0,0	0,0	0,0	0,0	0,0	0,0	0,0	0,0	0,0	0,0	0,0	0,0	0,0	0,0	0,0
15	PT Asuransi OBE Pool Indonesia	0,0	0,0	0,0	0,0	0,0	0,0	0,0	0,0	0,0	0,0	0,0	0,0	0,0	0,0	0,0
16	PT Asuransi Samsung Tugu	0,0	0,0	0,0	0,0	0,0	0,0	0,0	0,0	0,0	0,0	0,0	0,0	0,0	0,0	0,0
17	PT Sampo Japan Insurance Indonesia	0,0	0,0	0,0	0,0	0,0	0,0	0,0	0,0	0,0	0,0	0,0	0,0	0,0	0,0	0,0
18	PT Asuransi Tokio Marine Indonesia	0,0	0,0	0,0	0,0	0,0	0,0	0,0	0,0	0,0	0,0	0,0	0,0	0,0	0,0	0,0
19	PT Zurich Insurance Indonesia	0,0	0,0	0,0	0,0	0,0	0,0	0,0	0,0	0,0	0,0	0,0	0,0	0,0	0,0	0,0
	<b>JUMLAH / SUB TOTAL</b>	<b>0,0</b>	<b>0,0</b>	<b>465,3</b>	<b>0,0</b>	<b>0,0</b>	<b>16,7</b>	<b>0,0</b>	<b>0,0</b>	<b>0,0</b>	<b>0,0</b>	<b>448,7</b>	<b>131,8</b>	<b>179,5</b>	<b>401,0</b>	<b>401,0</b>
<b>REASURANSI / REINSURANCE :</b>																
1	PT Reasuransi International Indonesia	0,0	0,0	0,0	0,0	0,0	0,0	0,0	0,0	0,0	0,0	0,0	0,0	0,0	0,0	0,0
2	PT Maskapai Reasuransi Indonesia	0,0	0,0	0,0	0,0	0,0	0,0	0,0	0,0	0,0	0,0	0,0	0,0	0,0	0,0	0,0
3	PT Reasuransi Nasional Indonesia	0,0	0,0	0,0	0,0	0,0	0,0	0,0	0,0	0,0	0,0	0,0	0,0	0,0	0,0	0,0
4	PT Tugu Reasuransi Indonesia	0,0	0,0	0,0	0,0	0,0	0,0	0,0	0,0	0,0	0,0	0,0	0,0	0,0	0,0	0,0
	<b>JUMLAH / SUB TOTAL</b>	<b>0,0</b>	<b>0,0</b>	<b>0,0</b>	<b>0,0</b>	<b>0,0</b>	<b>0,0</b>	<b>0,0</b>	<b>0,0</b>	<b>0,0</b>	<b>0,0</b>	<b>0,0</b>	<b>0,0</b>	<b>0,0</b>	<b>0,0</b>	<b>0,0</b>
	<b>JUMLAH SELURUHNYA</b>	<b>752,062,9</b>	<b>94,314,0</b>	<b>38,503,1</b>	<b>12,134,0</b>	<b>0,0</b>	<b>16,648,6</b>	<b>165,327,6</b>	<b>46,140,8</b>	<b>35,292,1</b>	<b>75,097,6</b>	<b>520,074,5</b>	<b>106,335,2</b>	<b>110,877,8</b>	<b>515,531,9</b>	<b>515,531,9</b>
	<b>GRAND TOTAL</b>															

**Keterangan / notes :**

- \*) Tidak menyampaikan LaporanHave Not Submitted Annual Report
- \*\*) Telah dicabut Izin usaha Tahun 2012/licenses have been revoked

No	Nama Perusahaan Name of company	Pos Langsung DIRECT BUSINESS	REASURANSI DAN KOMISI					OUTWARD					CADANGAN PREMI PREMIUM RESERVES			Pendapatan Premi INCOME PREMIUMS
			(3)	(4)	(5)	(6)	(7)	(8)	(9)	(10)	(11)	(12)	(13)	(14)	(15)	
			Komis	Dalam Negri	ASEAN	Lainnya	Komis	Dalam Negri	ASEAN	Lainnya	Komis	Premi Netto	Tahun Lalu	Tahun Berjalan	Pendapatan Premi	
			COMMISSIONS	DOMESTIC	ASEAN	OTHERS	COMMISSIONS	DOMESTIC	ASEAN	OTHERS	COMMISSIONS	NET PREMIUMS	PAST YEAR	CURRENT YEAR	INCOME PREMIUMS	
1	PT Asuransi Adira Dinamika	3.883.1	421.2	65.2	0.0	0.0	5.4	326.3	1.275.0	0.0	471.8	2.392.2	290.6	872.5	1.810.3	
2	PT Asuransi Afilindo	299.7	36.0	6.0	0.0	0.0	0.0	147.4	21.7	0.0	23.8	124.4	57.2	37.3	144.2	
3	PT ArtaGraha General Insurance	642.6	2.3	4.6	0.0	0.0	0.0	194.0	192.1	24.2	128.4	363.1	0.0	0.0	363.1	
4	PT Asuransi Asoka Mas	1.523.1	118.2	233.3	0.0	0.0	25.9	316.1	0.0	0.0	127.0	1.423.2	617.5	569.0	1.471.7	
5	PT Asuransi Astra Utama	2.265.6	86.5	1.4	0.0	0.0	0.0	880.2	0.0	0.0	244.0	1.564.4	430.7	562.7	1.432.3	
6	PT Avist General Insurance	5.8	1.1	0.0	0.0	0.0	0.0	3.0	1.7	0.0	1.3	0.0	0.0	0.0	1.3	
7	PT Asuransi Bangun Askrindo	113.308.5	28.198.1	280.7	0.0	0.0	66.7	21.606.0	4.064.8	0.0	13.779.3	73.432.8	18.456.4	39.381.9	52.507.3	
8	PT Batavia Maritama Insurance	0.0	0.0	0.0	0.0	0.0	0.0	0.0	0.0	0.0	0.0	0.0	0.0	0.0	0.0	
9	PT Berdikari Insurance	3.659.1	972.8	0.0	0.0	0.0	0.0	1.721.7	1.3	0.0	111.1	1.074.5	452.9	428.8	1.097.6	
10	PT Asuransi Bhakti Bhayangkara	517.9	95.3	2.515.3	0.0	0.0	113.9	233.2	0.0	0.0	66.5	2.657.3	812.9	1.062.9	2.407.3	
11	PT Asuransi Bina Dana Arie Tbk	661.8	18.9	24.9	0.0	0.0	0.0	588.2	75.5	0.0	113.0	117.0	0.0	0.0	117.0	
12	PT Asuransi Binagriya Upakara	3.911.5	565.9	1.452.1	0.0	0.0	871.0	1.839.1	60.6	0.0	524.5	2.551.5	1.959.2	1.885.3	2.625.4	
13	PT Asuransi Bintang Tbk	32.830.6	9.096.3	6.0	0.0	0.0	0.0	929.3	20.3	525.7	157.9	22.512.9	3.129.3	9.055.2	16.637.0	
14	PT Asuransi Bosowa Perisiklop	790.0	136.3	86.4	0.0	0.0	0.0	234.1	0.0	0.0	39.7	545.7	60.6	(18.8)	625.1	
15	PT Asuransi Binignj Sejahtera Ariamakmur	74.625.3	11.250.4	0.0	0.0	0.0	0.0	16.491.6	0.0	0.0	5.894.4	52.777.7	0.0	0.0	52.777.7	
16	PT Asuransi Buana Independent	1.116.0	227.4	62.0	0.0	0.0	0.8	474.0	0.0	0.0	0.0	475.9	295.7	281.6	480.0	
17	PT Asuransi Umum Bumpuatera Muda 1967	5.756.0	1.358.0	1.655.0	0.0	0.0	320.0	841.0	0.0	0.0	0.0	4.892.0	1.801.0	3.222.0	3.471.0	
18	PT Asuransi Central Asia	369.065.0	71.070.0	4.035.0	2.181.0	311.0	1.539.0	1.182.70.0	92.732.0	102.393.0	109.209.0	100.820.0	13.983.0	26.347.0	88.456.0	
19	PT Central Sejahtera Insurance	3.263.1	387.5	1.234.6	0.0	0.0	168.0	3.434.1	0.0	0.0	365.0	873.0	562.2	340.1	1.085.1	
20	PT Citra International Underwriters	29.929.0	1.488.0	0.0	0.0	0.0	0.0	7.566.0	0.0	0.0	61.0	20.866.0	440.0	2.087.0	19.219.0	
21	PT Asuransi Davin Mitra Tbk	72.915.6	11.644.4	4.0	0.0	0.0	0.0	9.181.4	40.436.8	9.871.1	8.081.6	9.867.6	2.662.0	4.845.5	7.684.0	
22	PT Asuransi Eka Lloyd Java	106.4	13.7	63.7	0.0	0.0	0.0	37.6	0.0	0.0	11.3	130.1	43.5	52.0	121.5	
23	PT Asuransi Eksport Indonesia (Persero)	5.542.2	(1.426.0)	5.482.7	0.0	0.0	1.950.4	1.444.3	1.784.2	0.0	363.3	7.655.2	2.179.0	3.279.3	6.554.8	
24	PT Asuransi Harta Aman Pratama Tbk	21.982.2	15.249.9	4.9	0.0	0.0	0.0	590.6	483.2	0.0	557.2	6.120.7	201.5	673.5	5.648.7	
25	PT Asuransi Himalaya Pellindung	27.250.5	3.200.9	5.2	0.0	0.0	1.2	6.591.9	3.880.5	0.0	706.9	14.286.1	2.669.1	5.715.2	11.242.0	
26	PT Asuransi Indrapura	0.0	0.0	0.0	0.0	0.0	0.0	0.0	0.0	0.0	0.0	0.0	0.0	0.0	0.0	
27	PT Asuransi Intra Asia	896.2	98.6	40.4	0.0	0.0	0.0	0.0	0.0	0.0	0.0	839.9	262.9	320.9	762.0	
28	PT MNC Asuransi Indonesia	1.343.0	215.3	49.4	0.0	0.0	0.0	191.1	603.6	0.0	112.2	495.5	62.0	197.2	364.3	
29	PT Asuransi Jasa Indonesia (Persero)	357.070.5	61.512.3	5.459.1	0.0	11.863.7	899.3	148.531.5	0.0	33.852.3	11.498.3	143.096.1	83.739.4	50.852.0	175.983.5	
30	PT Asuransi Jasa Raharja Putera	288.486.3	49.592.1	37.863.5	0.0	0.0	17.676.0	56.770.9	0.0	0.0	19.236.7	221.847.5	0.0	0.0	221.547.5	
31	PT Asuransi Jasa Tania Tbk	2.869.8	485.4	169.1	0.0	0.0	35.7	(136.3)	0.0	0.0	(46.1)	2.308.9	858.7	923.6	2.244.0	
32	PT Asuransi Jaya Proteksi	130.907.9	14.165.2	947.8	3.130.8	0.0	245.1	29.389.6	64.263.2	431.6	10.287.7	36.679.5	11.830.9	13.168.6	35.341.9	
33	PT Jaya Proteksi Takaful	0.0	0.0	0.0	0.0	0.0	0.0	0.0	0.0	0.0	0.0	0.0	0.0	0.0	0.0	
34	PT Asuransi Karyamas Sentralindo *)	0.0	0.0	0.0	0.0	0.0	0.0	0.0	0.0	0.0	0.0	0.0	0.0	0.0	0.0	
35	PT Asuransi Kredit Indonesia (Persero)	0.0	0.0	0.0	0.0	0.0	0.0	0.0	0.0	0.0	0.0	0.0	0.0	0.0	0.0	
36	PT Lippo General Insurance Tbk	10.071.0	559.9	16.0	0.0	0.0	0.0	3.882.0	1.631.0	0.0	974.7	5.008.7	1.813.0	1.741.0	5.080.7	
37	PT Asuransi Malpark Indonesia	0.0	0.0	0.0	0.0	0.0	0.0	0.0	0.0	0.0	0.0	0.0	0.0	0.0	0.0	
38	PT Malacca Trust Wuwungan Insurance	170.6	0.5	20.4	0.0	0.0	0.0	109.1	0.0	0.0	37.2	118.6	0.0	2.7	116.0	
39	PT Asuransi Umum Mega	5.923.7	275.8	0.0	0.0	0.0	0.0	(500.8)	(30.7)	0.0	(154.2)	6.025.2	205.1	731.0	5.489.4	
40	PT Asuransi Meca Pratama	8.598.1	1.849.5	556.7	0.0	0.0	194.5	2.482.8	0.0	0.0	227.0	4.565.1	930.5	1.942.0	3.843.6	
41	PT Asuransi Mitra Maganya	556.4	26.3	3.4	0.0	0.0	0.0	48.3	119.1	0.0	0.0	366.1	241.2	164.7	442.5	
42	PT Asuransi Multi Artha Guna	132.225.5	14.165.4	1.483.3	0.0	0.0	358.3	2.304.2	1.241.5	0.0	888.8	116.899.2	42.246.7	18.298.1	140.447.9	
43	PT Pan Pacific Insurance	8.818.6	1.378.6	41.7	0.0	0.0	0.0	6.331.4	0.0	0.0	1.718.4	2.868.7	552.2	1.407.1	2.013.7	
44	PT Panin Insurance Tbk	14.019.4	814.4	11.5	0.0	0.0	0.0	4.516.1	837.2	0.0	730.0	8.693.3	12.375.4	6.828.1	14.140.5	
45	PT Asuransi Parolamas	32.573.0	10.327.0	146.0	0.0	0.0	11.0	7.016.0	0.0	0.0	2.041.0	17.406.0	14.234.0	17.063.0	14.577.0	
46	PT Asuransi Puri Asih **)	0.0	0.0	0.0	0.0	0.0	0.0	0.0	0.0	0.0	0.0	0.0	0.0	0.0	0.0	
47	PT Asuransi Prima Aranugraha	952.3	319.2	72.6	0.0	0.0	0.0	548.0	0.0	0.0	6.7	164.4	448.3	73.3	539.4	
48	PT Asuransi Raksa Pratikara	161.813.8	17.054.2	(27.6)	0.0	0.0	(6.4)	12.979.4	120.213.9	0.0	37.087.0	48.636.9	14.831.0	12.310.1	51.157.8	
49	PT Asuransi Rama Safira Wibawa	1.110.9	148.9	139.8	0.0	0.0	23.6	372.8	276.2	32.1	192.5	589.6	187.0	235.8	540.7	
50	PT Asuransi Ramayana Tbk	247.0	247.0	239.0	0.0	0.0	69.0	888.0	71.0	0.0	245.0	(564.0)	0.0	136.0	(692.0)	
51	PT Asuransi Raya	23.980.3	3.682.5	2.941.7	0.0	0.0	0.0	2.813.6	0.0	0.0	153.8	20.579.7	5.700.5	8.176.6	18.103.6	

SWASTA NASIONAL / PRIVATE :

No	Nama Perusahaan Name Of company	Pos Langsung DIRECT BUSINESS	REASURANSI DAN KOMISI						OUTWARD				CADANGAN PREMI PREMIUM RESERVES			Pendapatan Premi INCOME PREMIUMS	
			(3)	(4)	(5)	(6)	(7)	(8)	(9)	(10)	(11)	(12)	(13)	(14)	(15)		(16)
(1)																	
52	PT Asuransi Recaptital	543.4	17.3	0.7	0.0	0.0	545.4	963.1	0.0	0.0	0.1	(981.7)	0.0	0.0	0.0	(981.7)	
53	PT Asuransi Reliance Indonesia	1.642.6	(139.7)	26.6	0.0	0.0	1.178.0	0.0	0.0	0.0	8.0	639.0	233.3	592.6	279.7	995.4	
54	PT Sarana Lindung Upaya	5.431.1	1.405.3	29.6	0.0	0.0	4.377.6	0.0	0.0	0.0	1.420.7	1.098.0	336.7	439.3	995.4		
55	PT Asuransi Sinar Mas	87.393.4	7.825.9	277.8	0.0	0.0	964.1	38,810.2	2,282.4	(87.9)	37,699.3	12,524.8	15,079.7	35,144.4			
56	PT Maskapai Asuransi Sonwells	83.7	20.8	0.0	0.0	0.0	51.2	0.0	0.0	0.0	15.9	27.6	14.6	11.1	31.1		
57	PT Asuransi Sumit Oto	0.0	0.0	0.0	0.0	0.0	0.0	0.0	0.0	0.0	0.0	0.0	0.0	0.0	0.0	0.0	
58	PT Staco Mandiri	13.509.9	4,010.6	1,902.6	0.0	0.0	4,383.3	8,687.3	66.5	0.0	2,270.9	4,480.9	986.3	1,196.6	4,270.6		
59	PT Asuransi Tri Pakarta	66.774.0	1,153.7	908.4	0.0	0.0	267.3	15,547.8	390.6	0.0	4,282.7	40,875.9	0.0	0.0	40,875.9		
60	PT Asuransi Tugu Kresna Pratama	19.231.5	7,022.2	5,097.5	0.0	0.0	1,330.3	6,053.8	1,209.1	0.0	1,377.0	10,900.5	9,995.0	13,435.5	6,650.0		
61	PT Asuransi Takaful Unum	0.0	0.0	0.0	0.0	0.0	0.0	0.0	0.0	0.0	0.0	0.0	0.0	0.0	0.0	0.0	
62	PT Tugu Pratama Indonesia	14,744.8	1,922.3	349.4	0.0	0.0	70.6	5,341.5	3,097.7	63.2	2,214.1	6,813.0	0.0	0.0	6,813.0		
63	PT Victoria Insurance	96.7	0.0	15.6	0.0	0.0	(89.5)	0.0	0.0	0.0	19.6	201.5	0.1	(2.9)	204.4		
64	PT Asuransi Videi	18.5	6.5	117.3	0.0	0.0	4.8	30.2	0.0	0.0	5.7	99.9	(119.5)	32.6	(52.2)		
65	PT Asuransi Wahana Tata	26,442.0	2,483.1	236.2	0.0	0.0	47.4	5,535.3	7,491.0	0.0	2,278.6	13,399.9	6,257.8	5,460.8	14,197.0		
66	PT Asuransi Wanamekar Handayani	0.0	0.0	0.0	0.0	0.0	0.0	0.0	0.0	0.0	0.0	0.0	0.0	0.0	0.0	0.0	
67	PT Asuransi Mitra Pelindung Mustika 'new	0.0	0.0	0.0	0.0	0.0	0.0	0.0	0.0	0.0	0.0	0.0	0.0	0.0	0.0	0.0	
	<b>JUMLAH / SUB TOTAL</b>	<b>2,193,840.4</b>	<b>383,739.2</b>	<b>76,395.2</b>	<b>5,311.8</b>	<b>12,174.7</b>	<b>26,750.0</b>	<b>516,698.2</b>	<b>382,623.2</b>	<b>149,846.1</b>	<b>240,071.1</b>	<b>1,079,099.6</b>	<b>271,851.8</b>	<b>271,450.2</b>	<b>1,078,501.3</b>		
<b>PATUNGAN / JOINT VENTURE :</b>																	
1	PT ACE INA Insurance	0.0	0.0	0.0	0.0	0.0	0.0	0.0	0.0	0.0	0.0	0.0	0.0	0.0	0.0	0.0	
2	PT Asuransi Allianz Utama Indonesia	84,247.8	9,643.2	132.5	499.8	19,190.8	17.6	588.7	8,810.4	60,893.1	3,423.9	27,571.7	16,377.8	11,514.3	32,435.2		
3	PT Asuransi Ava Indonesia	2,312.7	0.9	1,888.7	0.0	0.0	484.3	23.7	0.0	481.9	0.0	3,210.6	0.0	605.2	2,605.4		
4	PT Bess Central Insurance	6,697.6	10.6	22.8	0.0	0.0	161.9	4,029.1	1.3	88.0	2,605.4	645.1	1,042.2	2,208.3			
5	PT Charis Insurance Indonesia	0.0	0.0	0.0	0.0	0.0	0.0	0.0	0.0	0.0	0.0	0.0	0.0	0.0	0.0	0.0	
6	PT China Taiping Insurance Indonesia	3,214.3	174.6	0.0	0.0	0.0	0.0	380.5	133.9	1,650.9	402.5	1,277.1	244.8	281.4	1,240.4		
7	PT Asuransi CHUBB Indonesia	0.0	0.0	0.0	0.0	0.0	0.0	0.0	0.0	0.0	0.0	0.0	0.0	0.0	0.0	0.0	
8	PT Asuransi Haijin Komindo	291.0	12.6	0.0	0.0	0.0	73.1	0.0	36.8	0.0	11.2	179.7	0.0	72.5	107.3		
9	PT KSK Insurance Indonesia	0.0	0.0	0.0	0.0	0.0	0.0	0.0	0.0	0.0	0.0	0.0	0.0	0.0	0.0	0.0	
10	PT LIG Insurance Indonesia	0.0	0.0	0.0	0.0	0.0	0.0	0.0	0.0	0.0	0.0	0.0	0.0	0.0	0.0	0.0	
11	PT MAA General Insurance	1,103.4	226.2	4.7	0.0	0.0	0.0	178.8	135.1	0.0	58.0	626.0	204.5	321.6	508.9		
12	PT Asuransi Mandiri Ava General Indonesia	3,655.0	74.0	2.0	0.0	0.0	0.0	2,046.0	205.0	0.0	734.0	2,066.0	830.0	754.0	2,142.0		
13	PT Asuransi MISC Indonesia	45,736.9	1,747.9	4,950.4	0.0	0.0	1,355.0	1,109.5	4,009.5	6,565.9	2,364.8	38,064.3	23,453.3	28,028.6	33,689.1		
14	PT Asuransi Nipponkoa Indonesia	12,216.1	642.2	98.3	0.0	0.0	6.9	3,342.5	4.4	8,212.9	3,127.5	3,232.9	513.0	860.5	2,880.4		
15	PT Asuransi OBE Pool Indonesia	4,358.0	867.0	0.0	0.0	0.0	0.0	0.0	0.0	0.0	0.0	3,260.0	0.0	0.0	3,260.0		
16	PT Asuransi Samsung Tugu	12,365.0	176.0	883.0	0.0	3.0	235.0	3,019.0	1,858.0	1,820.0	1,296.0	7,449.0	0.0	0.0	7,449.0		
17	PT Sampo Japan Insurance Indonesia	2,413.8	167.8	30.1	0.0	0.0	6.8	0.0	257.8	0.0	73.4	2,085.0	1,100.2	1,123.3	2,081.9		
18	PT Asuransi Tokio Marine Indonesia	27,940.9	2,432.9	(0.8)	0.0	0.0	86.3	217.8	7,915.8	4,497.0	4,639.3	17,429.5	7,566.5	7,434.0	17,562.0		
19	PT Zurich Insurance Indonesia	1,887.8	89.9	0.0	0.0	0.0	0.0	1,249.9	0.0	126.3	116.7	538.4	0.0	0.0	538.4		
	<b>JUMLAH / SUB TOTAL</b>	<b>208,440.3</b>	<b>16,265.8</b>	<b>8,021.6</b>	<b>499.8</b>	<b>19,193.8</b>	<b>2,192.0</b>	<b>12,361.4</b>	<b>27,359.9</b>	<b>84,516.9</b>	<b>16,335.2</b>	<b>109,795.7</b>	<b>50,935.1</b>	<b>52,037.5</b>	<b>108,693.3</b>		
<b>REASURANSI / REINSURANCE :</b>																	
		0.0	0.0	0.0	0.0	0.0	0.0	0.0	0.0	0.0	0.0	0.0	0.0	0.0	0.0	0.0	
1	PT Reasuransi Internasional Indonesia	0.0	0.0	119,287.4	3,623.0	3.3	42,825.2	364.4	8,893.7	1,256.6	224.1	69,794.9	22,478.6	27,713.2	64,560.3		
2	PT Maskapai Reasuransi Indonesia	0.0	0.0	52,143.5	1,528.5	0.0	15,244.7	0.0	5,026.7	0.0	0.0	33,400.6	12,382.1	13,960.2	32,422.4		
3	PT Reasuransi Nasional Indonesia	0.0	0.0	271,691.0	1,126.0	0.0	74,680.0	221.0	4,713.0	0.0	38.0	193,241.0	80,575.0	77,297.0	196,519.0		
4	PT Tugu Reasuransi Indonesia	0.0	0.0	193,981.0	1,059.6	59.6	47,145.6	7,023.3	17,287.6	727.5	4,909.6	127,126.8	35,190.5	52,134.7	110,182.6		
	<b>JUMLAH / SUB TOTAL</b>	<b>0.0</b>	<b>0.0</b>	<b>637,082.8</b>	<b>7,337.0</b>	<b>62.9</b>	<b>179,898.4</b>	<b>8,287.6</b>	<b>35,921.0</b>	<b>1,984.0</b>	<b>5,171.7</b>	<b>423,563.3</b>	<b>150,626.2</b>	<b>170,905.2</b>	<b>403,664.3</b>		
	<b>JUMLAH SELURUHNYA</b>	<b>2,402,280.7</b>	<b>380,004.9</b>	<b>721,462.6</b>	<b>13,148.6</b>	<b>31,431.4</b>	<b>208,940.5</b>	<b>537,347.1</b>	<b>455,905.0</b>	<b>236,347.1</b>	<b>261,578.0</b>	<b>1,611,468.6</b>	<b>473,413.1</b>	<b>493,992.8</b>	<b>1,590,878.9</b>		
	<b>GRAND TOTAL</b>																

Keterangan / notes :

\*) Tidak menyampaikan Laporan/Have Not Submitted Annual Report  
 \*\*) Telah dicabut Izin usaha Tahun 2012/licenses have been revoked

TABEL 2.12/TABLE 2.12  
KLAIM USAHA ASURANSI UMUM DAN REASURANSI TAHUN 2012  
CLAIMS OF GENERAL INSURANCE AND REINSURANCE BUSINESS IN 2012  
Lini Usaha : Seluruh Cabang  
Line of Business : All Branch

No.	NAMA PERUSAHAAN NAME OF COMPANIES	POS LANGSUNG DIRECT BUSINESS	REASURANSI / REINSURANCE		DALAM NEGERI DOMESTIC	OUTWARD		KLAIM NETTO NET CLAIMS	CADANGAN KLAIM CLAIM RESERVES		BEBAN KLAIM CLAIMS INCURRED	
			DALAM NEGERI DOMESTIC	LAINNYA OTHERS		ASEAN ASEAN	ABROAD		TAHUN LALU PAST YEAR	TAHUN BERJALAN PAST YEAR		
(1)	(2)	(3)	(4)	(5)	(6)	(7)	(8)	(9)	(10)	(11)	(12)	(13)
<b>SWASTA NASIONAL / PRIVATE :</b>												
1	PT Asuransi Adira Dinamika	823.967,2	70.575,2	1.066,6	0,0	158.212,8	66.184,7	0,0	671.231,5	167.272,9	223.356,0	727.314,6
2	PT Asuransi Afanindo	51.325,4	93,0	0,0	0,0	43.079,9	1.177,4	20,3	7.140,7	1.652,9	3.068,4	8.546,3
3	PT Anugrah General Insurance	82.207,0	2.719,4	0,0	0,0	36.571,5	10.582,1	11.626,3	26.146,4	0,0	0,0	26.146,4
4	PT Asuransi Asoka Mas	28.288,6	1.922,5	0,0	0,0	302,3	0,0	0,0	26.878,9	7.207,4	5.368,4	25.039,8
5	PT Asuransi Astra Buana	1.190.548,6	61.734,5	0,0	0,0	59.117,0	160.286,9	3.267,8	1.029.611,4	483.400,4	574.066,4	1.120.307,4
6	PT Avist General Insurance	3.563,2	0,0	0,0	0,0	923,3	241,6	0,0	2.388,3	17,0	1.704,7	4.066,0
7	PT Asuransi Bangun Askrifa	340.175,4	1.321,5	0,0	0,0	87.004,0	905,7	0,0	253.587,2	2.002,0	14.778,9	266.364,2
8	PT Batavia Mitratama Insurance	4.282,0	0,0	0,0	0,0	150,3	0,0	0,0	4.131,7	3.249,0	4.596,9	5.479,6
9	PT Berkali Insurance	5.454,5	0,0	0,0	0,0	2.172,6	588,5	0,0	2.321,2	23.212,5	20.225,5	(293,6)
10	PT Asuransi Bhakti Bhayangkara	425.880,8	2.004,6	0,0	0,0	1.880,2	0,0	0,0	3.940,0	4.388,6	4.867,6	4.419,1
11	PT Asuransi Bina Dana Tbk	3.815,6	146,4	0,0	0,0	6.079,2	4.802,3	0,0	415.145,6	93.234,0	137.837,4	459.749,0
12	PT Asuransi Binsigiva Upakara	13.386,0	370,7	0,0	0,0	8.769,2	642,6	0,0	4.344,8	2.356,1	2.094,4	4.083,2
13	PT Asuransi Bintang Tbk	78.003,4	266,3	0,0	0,0	9.651,7	674,4	25.005,7	42.937,9	12.247,3	11.983,1	42.673,7
14	PT Asuransi Bosowa Periskop	32.946,1	0,0	0,0	0,0	12.809,5	0,0	0,0	20.136,6	6.200,5	5.864,9	19.801,0
15	PT Asuransi Bintang Sejahtera Aitameknur	28.392,8	0,0	0,0	0,0	14.290,6	0,0	0,0	14.102,2	0,0	0,0	14.102,2
16	PT Asuransi Buana Independent	101.978,0	713,2	283,4	0,0	26.706,9	20.646,5	0,0	55.619,2	0,0	0,0	55.619,2
17	PT Asuransi Umum Bumpitera Muda 1967	164.023,0	4.825,0	0,0	0,0	11.284,0	0,0	0,0	157.584,0	108.101,0	138.373,0	187.836,0
18	PT Asuransi Central Asia	1.147.952,0	1.599,0	2.434,0	14,10	230.811,0	191.714,0	179.585,0	560.016,0	219.797,0	237.257,0	627.476,0
19	PT Central Sejahtera Insurance	31.478,9	707,4	0,0	0,0	2.330,3	2.036,4	0,0	27.819,7	1.155,4	10.391,2	37.055,4
20	PT Citra International Underwriters	139.813,0	0,0	0,0	0,0	11.796,0	0,0	0,0	94.298,0	0,0	4.091,0	35.662,0
21	PT Asuransi Davin Mitra Tbk	126.838,1	17,4	0,0	0,0	12.343,8	76.911,5	1.332,7	36.267,4	23.208,5	24.386,4	37.445,3
22	PT Asuransi Eka Lloyd Jaya	21.407,9	0,0	0,0	0,0	11.908,3	318,1	0,0	9.481,5	4.574,9	4.817,6	9.724,2
23	PT Asuransi Ekspor Indonesia (Persero)	65.160,1	9.366,4	0,0	0,0	9.900,8	4.494,8	0,0	60.500,8	80.449,2	127.753,5	107.895,2
24	PT Asuransi Harta Aman Pratama Tbk	64.339,8	551,1	0,0	0,0	8.375,2	6.852,5	0,0	49.683,3	24.708,4	29.019,1	53.973,9
25	PT Asuransi Himalaya Peleindung	57.956,1	205,0	0,0	0,0	6.055,3	5.424,2	0,0	46.681,6	7.098,3	6.377,9	45.961,2
26	PT Asuransi Indrapura	165.434,8	0,0	0,0	0,0	40.299,1	36.975,7	19.894,9	68.265,2	32.161,8	34.469,9	70.573,3
27	PT Asuransi Inta Asia	23.770,6	0,0	0,0	0,0	2.703,9	393,6	0,0	20.673,2	0,0	0,0	20.673,2
28	PT MNC Asuransi Indonesia	10.548,4	63,3	0,0	0,0	930,5	1.225,5	0,0	8.455,7	6.290,5	12.870,9	15.036,0
29	PT Asuransi Jasa Indonesia (Persero)	3.006.609,2	326.921,1	0,0	0,0	649.934,8	54,3	2.094.074,0	661.064,5	499.673,0	590.395,7	751.787,1
30	PT Asuransi Jasa Raharia Putera	216.394,1	10.038,9	0,0	0,0	60.762,8	1.687,2	3.676,8	160.306,3	58.284,8	77.875,5	179.897,1
31	PT Asuransi Jasa Tania Tbk	120.209,3	4.404,5	0,3	0,0	42.897,6	0,0	0,0	81.716,5	22.396,7	10.014,7	69.334,5
32	PT Asuransi Jaya Proteksi	388.764,7	1.164,9	11.993,8	0,0	25.107,4	59.153,7	14.793,2	302.864,1	65.159,3	117.085,4	354.790,2
33	PT Jaya Proteksi Takatui	0,0	0,0	0,0	0,0	0,0	0,0	0,0	0,0	0,0	0,0	0,0
34	PT Asuransi Karangas Sentralindo *	0,0	0,0	0,0	0,0	0,0	0,0	0,0	0,0	0,0	0,0	0,0
35	PT Asuransi Kredit Indonesia (Persero)	424.674,9	458,9	0,0	0,0	18.685,5	0,0	0,0	406.445,2	135.647,3	237.708,3	508.506,2
36	PT Lippo General Insurance Tbk	281.093,1	(21,9)	0,1	0,0	20.895,9	3.775,2	0,0	256.400,1	36.994,1	38.209,8	257.615,7
37	PT Asuransi Maipark Indonesia	0,0	7.003,6	2.178,2	0,0	335,7	5.414,3	0,0	3.431,8	11.143,4	8.511,7	800,2
38	PT Maipark Truist Wuwungan Insurance	6.949,1	156,6	0,0	0,0	1.733,6	883,8	0,0	5.992,1	0,0	196,5	6.128,6
39	PT Asuransi Mega Pratama	115.374,8	116.780,7	12,5	0,0	8.686,3	222.597,9	24.523,6	43.310,5	24.523,6	43.310,5	241.364,9
40	PT Asuransi Mega Pratama	15.530,2	850,8	0,0	0,0	6.453,5	11,5	0,0	9.915,9	7.484,5	17.139,9	19.571,3
41	PT Asuransi Mitra Mabuya	96.261,8	292,4	0,0	0,0	8.657,8	7.320,3	0,0	80.576,1	52.444,7	49.862,8	77.494,2
42	PT Asuransi Multi Artha Guna	174.530,4	107,6	0,0	0,0	13.896,7	0,0	0,0	160.641,3	51.545,3	74.919,9	184.015,9
43	PT Pan Pacific Insurance	95.416,8	19,5	0,0	0,0	8.534,6	0,0	0,0	86.601,7	2.973,2	9.472,3	93.100,8
44	PT Pan Pacific Insurance Tbk	39.632,7	37,2	0,0	0,0	11.084,0	1.290,6	0,0	27.345,2	42.294,3	44.393,2	29.444,1
45	PT Asuransi Parolamas	53.213,0	1.512,0	0,0	0,0	17.892,0	0,0	0,0	36.843,0	15.682,0	23.165,0	44.326,0
46	PT Asuransi Puri Ashi **	0,0	0,0	0,0	0,0	0,0	0,0	0,0	0,0	0,0	0,0	0,0
47	PT Asuransi Purna Atanugraha	66.410,3	1.569,2	0,0	0,0	20.970,5	4.613,5	6.115,5	36.280,1	0,0	0,0	36.280,1
48	PT Asuransi Raksa Pratikara	314.749,0	(13,0)	0,0	0,0	10.753,6	98.492,9	0,0	205.489,6	57.563,6	65.120,6	213.046,6
49	PT Asuransi Rama Satriya Wibawa	239.673,6	3.480,2	0,0	0,0	63.400,7	51.135,1	38.290,0	90.322,0	51.135,1	36.549,5	97.717,2
50	PT Asuransi Ramayana Tbk	267.513,0	1.472,0	0,0	0,0	82.645,0	13.471,0	1.106,0	171.817,0	64.539,0	78.216,0	186.494,0

No.	NAMA PERUSAHAAN NAME OF COMPANIES	POS LANGSUNG DIRECT BUSINESS		DALAM NEGERI DOMESTIC		INWARD ASEAN ASEAN		ABROAD		REASURANSI / REINSURANCE DALAM NEGERI DOMESTIC		OUTWARD ASEAN ASEAN		ABROAD		KLAIM NETTO NET CLAIMS		CADANGAN KLAIM CLAIM RESERVES		BEBAN KLAIM CLAIMS INCURRED	
		(3)	(4)	(5)	(6)	(7)	(8)	(9)	(10)	(11)	(12)	(13)	(14)	(15)	(16)	(17)	(18)	(19)	(20)	(21)	(22)
51	PT Asuransi Rava	18.840,7	0,0	0,0	0,0	1.536,8	0,0	116,0	0,0	17.187,9	0,0	5.838,4	5.659,2	17.008,7							
52	PT Asuransi Recaptial	35.504,4	454,5	0,0	0,0	17.352,4	0,0	95,9	0,0	18.510,6	0,0	8.051,1	6.309,8	16.769,2							
53	PT Asuransi Reliance Indonesia	186.038,1	0,0	0,0	0,0	(341,3)	0,0	15.133,4	0,0	171.246,0	0,0	7.847,8	21.483,8	184.882,0							
54	PT Sarana Lindung Ujaya	120.511,6	316,8	0,0	0,0	108.002,3	0,0	0,0	0,0	12.826,0	0,0	1.052,6	1.690,2	13.463,6							
55	PT Asuransi Sinar Mas	1.193.142,0	6.521,8	12.736,0	0,0	85.272,8	46.441,7	1.111,6	0,0	1.073.357,8	242.734,7	288.278,2	1.118.901,4								
56	PT Maskapai Asuransi Sonwelis	4.107,4	0,0	0,0	0,0	448,0	0,0	1.666,5	0,0	1.972,8	0,0	690,8	263,0	1.535,0							
57	PT Asuransi Summit Oho	37.801,3	0,0	0,0	0,0	3.775,2	0,0	34.026,1	0,0	34.026,1	(871,1)	3.383,4	42.280,6								
58	PT Sicao Mandiri	291.269,9	2.135,9	0,0	0,0	20.427,4	0,0	1.155,1	0,0	7.680,3	4.417,7	2.861,0	5.923,6								
59	PT Asuransi Tri Pakarta	187.841,7	12.131,3	0,0	0,0	45.359,0	25.567,8	690,7	0,0	128.355,4	66.988,0	85.375,0	146.734,2								
60	PT Asuransi Tugu Kreativa Pratama	208.644,0	3.283,6	0,0	0,0	103.806,0	92.482,7	1.111,6	0,0	12.527,2	7.508,3	12.885,8	17.904,8								
61	PT Asuransi Takafu Umum	0,0	0,0	0,0	0,0	0,0	0,0	0,0	0,0	0,0	0,0	0,0	0,0								
62	PT Tugu Pratama Indonesia	641.418,1	10.952,8	3.474,6	5.018,1	132.575,0	206.454,4	228.643,0	93.191,2	157.483,3	120.224,2	55.932,0									
63	PT Victoria Insurance	(1.173,1)	0,0	0,0	0,0	729,0	0,0	0,0	0,0	(1.902,0)	0,0	0,0	0,0	(1.902,0)							
64	PT Asuransi Videi	5.144,0	0,0	0,0	0,0	837,4	0,0	4.306,5	0,0	2.397,2	1.736,0	3.645,3									
65	PT Asuransi Wahana Tata	611.325,4	81.740,4	593,6	0,0	109.232,4	87.846,0	3.129,8	493.451,3	119.581,8	166.627,1	540.496,6									
66	PT Asuransi Wanaekar Handayani	0,0	0,0	0,0	0,0	0,0	0,0	0,0	0,0	0,0	0,0	0,0	0,0								
67	PT Asuransi Mitra Pelindung Musikita *new	0,0	0,0	0,0	0,0	0,0	0,0	0,0	0,0	0,0	0,0	1.046,9	1.047,5								
<b>JUMLAH / SUB TOTAL</b>		<b>14.431.180,4</b>	<b>752.973,9</b>	<b>34.772,8</b>	<b>76.756,3</b>	<b>2.519.890,7</b>	<b>1.319.287,7</b>	<b>2.733.993,7</b>	<b>8.722.511,5</b>	<b>3.117.337,0</b>	<b>3.942.900,7</b>	<b>9.548.075,1</b>									
<b>PATUNGAN / JOINT VENTURE :</b>																					
1	PT ACE INA Insurance	28.096,0	4.028,0	0,0	35.681,0	4.825,0	0,0	39.796,0	23.184,0	47.870,0	47.227,0	22.541,0									
2	PT Asuransi Allianz Utama Indonesia	319.012,2	17.249,8	415,9	11.696,2	28.031,5	104.524,9	51.716,3	166.100,4	178.959,4	152.263,9	139.794,9									
3	PT Asuransi Axa Indonesia	228.973,5	560,8	75,1	114.357,4	7.147,8	0,0	108.104,2	33.757,0	58.053,5	132.400,7										
4	PT Beas Central Insurance	7.251,0	0,0	0,0	478,6	0,0	0,0	0,0	6.772,4	428,6	845,3										
5	PT Charitas Insurance Indonesia	183.812,8	9.056,6	54,8	15,2	6.140,2	138.770,6	6.091,1	41.937,5	38.630,7	38.630,7	41.937,5									
6	PT China Tailoring Insurance Indonesia	19.214,3	0,0	0,0	0,0	9.503,7	292,0	3.108,0	6.350,7	6.123,3	9.147,8	9.375,2									
7	PT Asuransi CHUBB Indonesia	0,0	0,0	0,0	0,0	0,0	0,0	0,0	0,0	0,0	0,0	0,0									
8	PT Asuransi Hanjin Korindo	11.130,7	115,4	26,8	347,0	6.488,1	1.076,1	2.758,1	1.297,6	181,8	409,3	1.525,2									
9	PT KSK Insurance Indonesia	73.911,5	0,0	0,0	0,0	10.365,6	25.227,2	4.370,0	33.948,7	3.530,3	19.114,8	49.533,2									
10	PT LIG Insurance Indonesia	91.391,1	0,0	0,0	0,0	67.428,4	0,0	10.188,8	13.715,9	15.433,6	18.092,4	16.374,7									
11	PT MAA General Insurance	117.382,0	35.068,8	480,5	0,0	60.301,5	24.185,0	1.782,5	66.699,4	106.390,4	90.627,3	50.906,3									
12	PT Asuransi Mandiri Axa General Indonesia	15.167,0	42,0	0,0	4.141,0	2.670,0	311,0	8.087,0	2.206,0	25.555,0	31.436,0										
13	PT Asuransi MSI Indonesia	355.105,1	14.291,1	0,0	16.152,5	21.418,4	115.597,0	216.228,2	154.802,8	156.732,3	218.157,8										
14	PT Asuransi Nipponkoa Indonesia	83.131,8	0,0	0,0	26.547,7	9.359,0	37.092,7	10.132,4	16.280,0	21.937,3	15.789,7										
15	PT Asuransi QBE Pool Indonesia	126.548,0	0,0	0,0	1.664,0	0,0	58.705,0	0,0	66.179,0	0,0	66.179,0										
16	PT Asuransi Samsung Tugu	22.513,0	2.472,0	0,0	2.016,0	4.577,0	4.817,0	1.463,0	4.307,0	5.225,0	17.042,0										
17	PT Sampo Japan Insurance Indonesia	34.755,0	29.736,8	0,0	4.335,6	42.837,8	1.638,5	15.679,8	102.609,0	95.333,0	8.403,8										
18	PT Asuransi Tokio Marine Indonesia	305.363,5	35.082,9	17,2	28.508,1	75.703,6	66.225,0	170.046,8	114.990,5	92.557,4	147.613,7										
19	PT Zurich Insurance Indonesia	138.074,8	168,0	0,0	1.994,0	1.994,0	3,3	16.433,7	19.811,9	58.943,6	78.121,2	138.989,5									
<b>JUMLAH / SUB TOTAL</b>		<b>2.160.793,3</b>	<b>147.869,1</b>	<b>1.070,3</b>	<b>49.754,4</b>	<b>286.630,1</b>	<b>448.486,0</b>	<b>534.010,9</b>	<b>1.090.360,1</b>	<b>885.044,0</b>	<b>909.873,3</b>	<b>1.115.189,4</b>									
<b>REASURANSI / REINSURANCE :</b>																					
1	PT Reasuransi International Indonesia	0,0	710.869,1	4.898,2	3.302,2	6.944,4	18.920,4	31.699,5	661.505,2	172.815,0	200.183,1	688.873,3									
2	PT Maskapai Reasuransi Indonesia	0,0	354.397,0	11.815,5	0,0	8.635,8	66.011,4	3.642,1	288.023,2	101.955,5	143.748,0	329.815,7									
3	PT Reasuransi Nasional Indonesia	0,0	440.775,0	26.504,0	0,0	0,0	16.457,0	0,0	450.822,0	225.652,3	291.678,0	516.847,7									
4	PT Tugu Reasuransi Indonesia	0,0	299.458,8	14.408,4	6.003,5	9.366,7	17.866,0	2.864,2	289.984,7	189.605,8	236.437,7	336.816,6									
<b>JUMLAH / SUB TOTAL</b>		<b>0,0</b>	<b>1.805.500,8</b>	<b>57.626,0</b>	<b>9.305,6</b>	<b>24.936,8</b>	<b>119.254,7</b>	<b>37.905,9</b>	<b>1.690.335,1</b>	<b>690.028,6</b>	<b>872.046,8</b>	<b>1.872.353,3</b>									
<b>JUMLAH SELURUHNYA</b>		<b>16.591.973,7</b>	<b>2.706.343,9</b>	<b>93.469,1</b>	<b>135.816,3</b>	<b>2.831.457,6</b>	<b>1.887.028,3</b>	<b>3.305.910,4</b>	<b>11.503.206,6</b>	<b>4.692.409,6</b>	<b>5.724.820,7</b>	<b>12.535.617,8</b>									
<b>GRAND TOTAL</b>																					

Keterangan / notes :

\*) Tidak menyampaikan LaporanHave Not Submitted Annual Report  
\*\*) Telah dicabut izin usaha Tahun 2012Licenses have been revoked

TABEL 2.12.1/TABEL 2.12.1  
KLAIM USAHA ASURANSI UMUM DAN REASURANSI TAHUN 2012  
CLAIMS OF GENERAL INSURANCE AND REINSURANCE BUSINESS IN 2012  
Lini Usaha : Harta Benda  
Line of Business : Property

No.	NAMA PERUSAHAAN NAME OF COMPANIES	POS LANGSUNG DIRECT BUSINESS	DALAM NEGERI DOMESTIC		INWARD	REASURANSI/ REINSURANCE		OUTWARD		KLAIM NETTO NET CLAIMS	CADANGAN KLAIM CLAIM RESERVES		BEBAN KLAIM CLAIMS INCURRED
			(4)	(3)		(6)	(7)	(8)	(9)		(10)	(11)	
			DALAM NEGERI DOMESTIC	POS LANGSUNG DIRECT BUSINESS	ASEAN ASEAN	ASEAN ASEAN	LAINNYA OTHERS	DALAM NEGERI DOMESTIC	ASEAN ASEAN	LAINNYA OTHERS	TAHUN LALU PAST YEAR	TAHUN BERJALAN PAST YEAR	
SWASTA NASIONAL/ PRIVATE :													
1	PT Asuransi Adira Dinamika	37.347,5	2.720,8	755,0	0,0	15.827,3	14.803,8	0,0	10.192,3	10.598,7	17.832,4	17.425,1	
2	PT Asuransi Aetindo	36.749,5	11,5	0,0	0,0	36.125,7	323,7	20,3	291,3	301,6	368,2	357,9	
3	PT Anugraha General Insurance	42.731,4	106,8	0,0	0,0	24.858,5	5.674,3	5.824,9	6.480,5	0,0	0,0	6.480,5	
4	PT Asuransi Asoka Mas	45,2	(57,5)	0,0	0,0	16,1	0,0	0,0	380,6	0,0	640,4	(102,0)	
5	PT Asuransi Astra Buana	94.912,3	36.358,9	0,0	0,0	41.593,0	80.064,9	3.287,8	6.345,5	10.931,0	10.825,8	6.240,4	
6	PT Avisi General Insurance	1.044,9	0,0	0,0	0,0	780,1	185,7	0,0	79,0	5,4	36,7	110,3	
7	PT Asuransi Bangun Askrida	14.600,9	369,1	0,0	0,0	3.513,4	897,4	0,0	10.559,1	475,6	(2.219,5)	7.864,0	
8	PT Batavia Mitraama Insurance	0,0	0,0	0,0	0,0	0,0	0,0	0,0	0,0	0,0	0,0	0,0	
9	PT Berkari Insurance	208,4	0,0	0,0	0,0	61,7	0,0	0,0	146,7	262,6	0,0	(115,9)	
10	PT Asuransi Bhakti Bhiyangkara	1.350,3	237,3	0,0	0,0	1.454,1	0,0	0,0	133,5	823,9	1.215,1	524,8	
11	PT Asuransi Bina Dana Tbk.	6.370,3	129,0	0,0	0,0	3.150,5	321,3	0,0	3.027,5	6.823,0	1.795,2	(2.000,4)	
12	PT Asuransi Binagriya Upakara	8.404,4	30,7	0,0	0,0	6.827,7	548,4	0,0	1.059,0	484,3	359,2	933,9	
13	PT Asuransi Bintang Tbk.	21.419,5	141,1	0,0	0,0	6.048,1	339,2	10.339,1	4.834,2	3.971,1	3.484,9	4.348,1	
14	PT Asuransi Bosowa Periskop	9.915,7	0,0	0,0	0,0	4.665,7	0,0	0,0	5.250,0	1.289,9	915,3	4.875,3	
15	PT Asuransi Biripin Sejahtera Atfamakmur	1.209,1	0,0	0,0	0,0	0,0	0,0	0,0	1.209,1	0,0	0,0	1.209,1	
16	PT Asuransi Buana Independent	56.694,1	126,2	183,4	0,0	23.599,5	16.505,0	0,0	15.899,2	0,0	0,0	15.899,2	
17	PT Asuransi Umum Bumiputera Muda 1967	8.664,0	1.775,0	0,0	0,0	2.944,0	0,0	0,0	7.895,0	8.750,0	46.615,0	45.560,0	
18	PT Asuransi Central Asia	416.438,0	1.348,0	1.744,0	38,0	178.969,0	130.736,0	84.977,0	24.887,0	49.202,0	58.639,0	34.324,0	
19	PT Citra Segitara Insurance	2.215,7	31,2	0,0	0,0	1.919,5	72,6	0,0	1.919,5	43,6	1.613,1	1.824,2	
20	PT Citra International Underwriters	85,0	0,0	0,0	0,0	410,0	0,0	0,0	(925,0)	1.386,0	569,0	(1.142,0)	
21	PT Asuransi Davin Mitra Tbk.	23.137,2	17,4	0,0	0,0	8.550,6	8.140,3	0,0	6.463,6	6.447,5	12.714,5	12.730,5	
22	PT Asuransi Eka Lloyd Jaya	14.663,0	0,0	0,0	0,0	11.252,7	5,7	0,0	3.404,6	2.490,1	1.532,1	2.446,6	
23	PT Asuransi Ekspor Indonesia (Pensero)	27.980,0	2.369,0	0,0	0,0	1.436,9	3.471,5	0,0	25.440,6	42.128,0	55.469,0	38.781,6	
24	PT Asuransi Harta Aman Pratama Tbk.	16.473,5	184,7	0,0	0,0	5.939,8	4.778,0	0,0	6.040,5	2.826,0	6.645,4	8.959,9	
25	PT Asuransi Himalaya Pelindung	15.317,7	172,0	0,0	0,0	5.203,6	4.082,0	0,0	6.204,1	4.829,8	1.540,8	1.540,8	
26	PT Asuransi Indrapura	39.098,9	0,0	0,0	0,0	8.607,4	18.413,1	5.287,9	6.790,6	8.612,4	11.237,7	9.415,9	
27	PT Asuransi Intra Asia	332,4	0,0	0,0	0,0	247,9	0,0	0,0	84,5	0,0	0,0	84,5	
28	PT MNC Asuransi Indonesia	2.793,8	0,2	0,0	0,0	723,8	0,0	0,0	2.070,2	208,0	67,5	1.929,7	
29	PT Asuransi Jasa Indonesia (Pensero)	318.655,5	224.757,0	0,0	48.158,0	224.941,6	0,0	157.649,9	208.979,0	196.716,0	190.643,0	202.906,0	
30	PT Asuransi Jasa Raharja Putera	10.561,6	2.276,0	0,0	0,0	5.411,8	0,0	0,0	7.425,8	9.733,9	4.467,3	2.159,2	
31	PT Asuransi Jasa Tania Tbk.	41.823,4	2.957,2	0,3	0,0	31.032,2	0,0	0,0	13.745,7	12.605,9	2.187,1	3.326,9	
32	PT Asuransi Jaya Proteksi	20.603,5	276,9	8.464,0	0,0	10.172,4	6.899,3	1.404,3	10.868,4	6.754,1	22.569,7	26.684,0	
33	PT Jaya Proteksi Takatuli	0,0	0,0	0,0	0,0	0,0	0,0	0,0	0,0	0,0	0,0	0,0	
34	PT Asuransi Karyamas Sentralindo *)	0,0	0,0	0,0	0,0	0,0	0,0	0,0	0,0	0,0	0,0	0,0	
35	PT Asuransi Kredit Indonesia (Pensero)	0,0	0,0	0,0	0,0	0,0	0,0	0,0	0,0	0,0	0,0	0,0	
36	PT Lippo General Insurance Tbk.	10.504,5	(2,1)	0,0	0,0	1.819,9	3.146,6	0,0	5.535,9	5.888,4	7.717,1	7.364,6	
37	PT Asuransi Malpark Indonesia	0,0	7.003,6	2.178,2	0,0	335,7	5.414,3	0,0	3.431,8	11.143,4	8.511,7	800,2	
38	PT Malacca Trust Wulungrang Insurance	29,5	152,9	0,0	0,0	17,3	0,0	0,0	165,2	0,0	60,7	225,8	
39	PT Asuransi Mega	7.676,7	1,4	0,0	0,0	2.127,9	270,9	0,0	5.279,4	3075,69	9837,03	12.047,0	
40	PT Asuransi Mega Pratama	2.406,0	85,7	0,0	0,0	1.573,8	0,0	0,0	917,9	294,8	2.020,3	2.643,4	
41	PT Asuransi Mitra Maparya	11.805,3	3,8	0,0	0,0	4.310,0	4.351,5	0,0	3.147,6	2.537,9	2.994,4	3.604,1	
42	PT Asuransi Multi Atma Guna	15.747,3	41,1	0,0	0,0	9.262,3	0,0	0,0	6.525,9	4.690,3	5.518,0	7.353,5	
43	PT Pan Pacific Insurance	2.631,1	19,5	0,0	0,0	1.742,5	0,0	0,0	908,1	426,5	1.094,6	1.576,2	
44	PT Panin Insurance Tbk.	13.892,3	36,8	0,0	0,0	6.062,8	952,2	0,0	6.014,2	12.329,1	16.765,1	10.450,2	
45	PT Asuransi Parolamas	13.618,0	857,0	0,0	0,0	5.066,0	0,0	0,0	9.409,0	7.042,0	14.943,0	17.310,0	
46	PT Asuransi Puri Asih **)	0,0	0,0	0,0	0,0	0,0	0,0	0,0	0,0	0,0	0,0	0,0	
47	PT Asuransi Purna Atanugraha	7.085,0	119,2	0,0	0,0	933,6	806,9	0,0	5.463,8	0,0	0,0	5.463,8	
48	PT Asuransi Raksa Pratikara	31.046,8	(2,2)	0,0	0,0	2.864,0	26.930,0	0,0	1.250,6	2.193,7	306,0	(637,1)	
49	PT Asuransi Rama Satria Wibawa	125.256,8	2.806,2	0,0	0,0	37.845,0	43.852,5	20.426,4	25.939,0	21.951,1	25.031,2	29.019,1	
50	PT Asuransi Ramayana Tbk.	73.635,0	602,0	0,0	0,0	27.643,0	5.719,0	33,0	40.842,0	8.092,0	25.178,0	57.928,0	

No.	NAMA PERUSAHAAN NAME OF COMPANIES	POS LANGSUNG DIRECT BUSINESS		DALAM NEGERI DOMESTIC		INWARD		REASURANSI / REINSURANCE		OUTWARD		KLAIM NETTO NET CLAIMS	CADANGAN KLAIM CLAIM RESERVES		BEBAN KLAIM CLAIMS INCURRED		
		(3)	(4)	(5)	(6)	DALAM NEGERI DOMESTIC		ABROAD		(8)	(9)		(10)	TAHUN LALU PAST YEAR		(11)	TAHUN BERJALAN PAST YEAR
						ASEAN	LAINNYA OTHERS	ASEAN	ASEAN			ASEAN			LAINNYA OTHERS		
51	PT Asuransi Rava	1.196.0	0.0	0.0	0.0	580.0	10.9	0.0	605.1	3.007.0	1.369.4		3.007.0	1.369.4		(1,032.6)	407.0
52	PT Asuransi Recaptial	443.0	105.6	0.0	0.0	28.1	95.9	0.0	424.6	764.5	746.8		764.5	746.8			
53	PT Asuransi Reliance Indonesia	17.789.4	0.0	0.0	0.0	(1,470.0)	14,886.1	0.0	4,403.3	4,629.8	3,986.8		4,629.8	3,986.8			3,772.3
54	PT Sarana Lindung Upava	24.5	172.1	0.0	0.0	1.0	0.0	0.0	195.6	331.0	46.8		331.0	46.8		(88.6)	
55	PT Asuransi Sinar Mas	68.695.9	2,474.6	12,734.8	0.0	18,084.6	14,090.2	933.9	50,796.5	49,149.2	62,079.1		50,796.5	49,149.2			63,726.4
56	PT Maskapai Asuransi Sonwelis	463.4	0.0	0.0	0.0	11.6	0.0	0.0	451.8	31.5	30.2		31.5	30.2			450.4
57	PT Asuransi Summit Oto	0.0	0.0	0.0	0.0	0.0	0.0	0.0	0.0	0.0	0.0		0.0	0.0			0.0
58	PT Sico Mandiri	24,727.5	1,458.6	0.0	0.0	18,002.0	2,966.0	0.0	5,216.2	2,388.0	1,189.6		2,388.0	1,189.6			4,021.8
59	PT Asuransi Tri Pakarta	103,269.9	1,453.1	0.0	0.0	35,323.8	25,687.4	678.6	43,053.2	26,631.0	24,139.0		26,631.0	24,139.0			40,361.2
60	PT Asuransi Tugu Kresna Pratama	150,118.5	979.1	0.0	0.0	59,475.9	87,563.1	0.0	4,056.6	3,895.5	7,392.4		3,895.5	7,392.4			7,455.5
61	PT Asuransi Takaful Umum	0.0	0.0	0.0	0.0	0.0	0.0	0.0	0.0	0.0	0.0		0.0	0.0			0.0
62	PT Tugu Pratama Indonesia	151,863.7	7,735.1	2,044.4	5,010.2	27,408.1	96,734.7	16,515.5	25,995.1	51,572.7	34,373.5		51,572.7	34,373.5			8,795.8
63	PT Victoria Insurance	(61.2)	0.0	0.0	0.0	40.9	0.0	0.0	(102.1)	0.0	0.0		0.0	0.0			(102.1)
64	PT Asuransi Videi	259.8	0.0	0.0	0.0	1.1	0.0	0.0	258.8	65.6	129.6		65.6	129.6			322.7
65	PT Asuransi Wahana Tata	227,924.8	4,649.2	468.4	0.0	42,090.2	28,732.4	2,315.6	159,904.1	36,485.8	59,035.3		36,485.8	59,035.3			182,453.5
66	PT Asuransi Wanamar Handayani	0.0	0.0	0.0	0.0	0.0	0.0	0.0	0.0	0.0	0.0		0.0	0.0			0.0
67	PT Asuransi Mitra Peleindung Mustika 'new	0.0	0.0	0.0	0.0	0.0	0.0	0.0	0.0	0.0	13.4		0.0	13.4			13.4
JUMLAH / SUB TOTAL		2,353,504.7	307,990.7	28,572.4	53,206.2	968,268.8	658,421.6	309,674.2	806,009.4	645,663.0	755,073.4		645,663.0	755,073.4			922,181.2
PATUNGAN / JOINT VENTURE :																	
1	PT ACE INA Insurance	16,912.0	251.0	0.0	377.0	916.0	0.0	9,334.0	7,290.0	21,191.0	18,290.0		21,191.0	18,290.0			4,389.0
2	PT Asuransi Allianz Utama Indonesia	73,315.3	9,062.2	365.1	216.5	7,840.4	60,700.1	194.9	14,213.7	60,758.2	57,222.0		60,758.2	57,222.0			10,677.4
3	PT Asuransi Axa Indonesia	83,378.4	522.7	0.0	0.0	1,144.8	0.0	86,555.5	15,936.2	12,245.8	12,245.8		15,936.2	12,245.8			12,510.4
4	PT Bess Central Insurance	900.3	0.0	0.0	0.0	4.6	0.0	0.0	895.7	0.5	42.0		0.5	42.0			937.2
5	PT Charitas Insurance Indonesia	58,253.0	3,902.1	0.0	0.0	108,564.0	(121.1)	0.0	(46,277.8)	2,194.0	2,194.0		2,194.0	2,194.0			(46,277.8)
6	PT China Taiping Insurance Indonesia	9,842.4	0.0	0.0	0.0	5,038.2	133.6	1,648.0	3,021.7	2,828.0	4,408.8		2,828.0	4,408.8			4,602.4
7	PT Asuransi CHUBB Indonesia	0.0	0.0	0.0	0.0	0.0	0.0	0.0	0.0	0.0	0.0		0.0	0.0			0.0
8	PT Asuransi Hanjin Korindo	8,178.0	112.3	20.9	347.0	5,434.9	597.6	1,924.8	700.8	181.8	382.9		181.8	382.9			902.0
9	PT KSK Insurance Indonesia	68,338.6	0.0	0.0	0.0	0.0	0.0	6,132.9	(5,218.4)	4,350.0	8,680.8		4,350.0	8,680.8			(687.6)
10	PT LUG Insurance Indonesia	0.0	0.0	0.0	0.0	0.0	0.0	0.0	0.0	0.0	0.0		0.0	0.0			0.0
11	PT MAA General Insurance	34,853.0	27,603.0	480.5	0.0	47,016.4	7,751.7	711.1	7,457.4	33,892.7	38,117.4		33,892.7	38,117.4			1,682.1
12	PT Asuransi Mandiri Axa General Indonesia	0.0	42.0	0.0	0.0	2,298.0	176.0	0.0	1,334.0	410.0	3,533.0		410.0	3,533.0			4,457.0
13	PT Asuransi MSIG Indonesia	125,358.7	6,885.2	0.0	0.0	9,107.2	12,231.8	88,362.5	22,522.4	53,876.6	37,721.1		53,876.6	37,721.1			6,364.9
14	PT Asuransi Nipponkoa Indonesia	62,093.7	0.0	0.0	0.0	22,012.8	8,819.5	27,945.2	3,318.2	6,980.0	9,490.2		6,980.0	9,490.2			5,826.4
15	PT Asuransi QBE Pool Indonesia	82,810.0	0.0	0.0	0.0	1,864.0	0.0	58,705.0	22,441.0	0.0	22,441.0		0.0	22,441.0			0.0
16	PT Asuransi Samsung Tugu	0.0	0.0	0.0	0.0	0.0	0.0	0.0	0.0	0.0	0.0		0.0	0.0			0.0
17	PT Sompo Japan Insurance Indonesia	14,748.0	28,634.3	0.0	0.0	3,848.7	37,427.9	1,638.5	367.2	95,063.5	83,605.3		95,063.5	83,605.3			(11,081.0)
18	PT Asuransi Tokio Marine Indonesia	127,055.4	33,793.9	0.6	0.0	28,343.0	74,415.2	45,401.4	12,890.2	25,362.8	10,805.1		25,362.8	10,805.1			(1,857.5)
19	PT Zurich Insurance Indonesia	16,591.7	161.1	0.0	0.0	388.2	0.0	1,641.6	14,725.0	25,903.5	36,385.8		25,903.5	36,385.8			25,205.3
JUMLAH / SUB TOTAL		786,394.4	110,969.8	887.0	940.5	202,582.3	310,807.3	310,094.1	75,677.9	349,910.8	323,124.3		349,910.8	323,124.3			49,891.4
REASURANSI / REINSURANCE :																	
1	PT Reasuransi Internatonal Indonesia	0.0	169,466.0	1,937.2	1,259.2	76.8	16,579.1	354.2	155,652.3	85,252.2	82,750.8		85,252.2	82,750.8			153,150.8
2	PT Maskapai Reasuransi Indonesia	0.0	63,451.5	8,502.3	0.0	0.0	10,429.0	0.0	61,524.8	66,392.6	80,879.0		66,392.6	80,879.0			80,879.0
3	PT Reasuransi Nasional Indonesia	0.0	134,094.0	8,086.0	0.0	0.0	14,309.0	0.0	127,871.0	106,452.3	141,794.0		106,452.3	141,794.0			163,212.7
4	PT Tugu Reasuransi Indonesia	0.0	129,191.0	9,305.4	4,885.1	4,616.2	13,016.0	2,429.7	114,663.6	118,297.0	128,953.1		114,663.6	118,297.0			128,953.1
JUMLAH / SUB TOTAL		0.0	496,202.5	27,830.8	6,144.3	4,893.1	54,333.1	2,783.8	468,367.7	372,760.7	428,588.6		372,760.7	428,588.6			524,195.5
JUMLAH SELURUHNYA GRAND TOTAL		3,139,899.1	914,262.9	57,260.3	60,291.0	1,175,844.2	1,023,562.0	622,552.2	1,350,055.0	1,367,334.5	1,806,786.2		1,367,334.5	1,806,786.2			1,496,268.1

Keterangan / notes :

\*) Tidak menyampaikan LaporanHave Not Submitted Annual Report

\*\*\*) Telah dicabut izin usaha Tahun 2012/licenses have been revoked

**KLAIM USAHA ASURANSI UMUM DAN REASURANSI TAHUN 2012**  
CLAIMS OF GENERAL INSURANCE AND REINSURANCE BUSINESS IN 2012

Lini Usaha : **Kendaraan Bermotor**  
Line of Business : **Motor Vehicle**

No.	NAMA PERUSAHAAN NAME OF COMPANIES	POS LANGSUNG DIRECT BUSINESS	DALAM NEGERI DOMESTIC		INWARD		REASURANSI / REINSURANCE		OUTWARD		KLAIM NETTO NET CLAIMS	CADANGAN KLAIM CLAIM RESERVES		BEBAN KLAIM CLAIMS INCURRED
			(4)	(3)	(5)	(6)	(7)	(8)	(9)	(10)		(11)	(12)	
(1)	(2)	(3)	(4)	(5)	(6)	(7)	(8)	(9)	(10)	(11)	(12)	(13)	(14)	
SWASTA NASIONAL / PRIVATE :														
1	PT Asuransi Adira Dinamika	627.804,0	44,6	0,0	0,0	30.191,3	29.865,9	0,0	567.791,4	117.632,9	167.812,0	617.970,5		
2	PT Asuransi Afatinindo	6.316,3	0,0	0,0	0,0	12,5	5,4	0,0	6.298,3	792,5	2.250,4	7.766,2		
3	PT Aftahgraha General Insurance	2.983,1	0,0	0,0	0,0	0,0	491,8	0,0	2.491,3	0,0	0,0	2.491,3		
4	PT Asuransi Asoka Mas	23.719,9	30,1	0,0	0,0	0,0	0,0	0,0	23.750,0	3.426,6	2.211,7	22.535,1		
5	PT Asuransi Astra Buana	885.511,9	0,0	0,0	0,0	0,0	15.243,1	0,0	870.268,7	391.928,4	499.210,1	977.550,4		
6	PT Avist General Insurance	2.279,4	0,0	0,0	0,0	8,0	0,0	0,0	2.271,4	11,6	1.621,6	3.881,5		
7	PT Asuransi Bangun Askrida	8.572,9	284,5	0,0	0,0	11,5	0,0	0,0	8.845,9	208,0	1.638,1	10.277,0		
8	PT Batavia Mitrajama Insurance	4.282,0	0,0	0,0	0,0	150,3	0,0	0,0	4.131,7	3.249,0	4.896,9	5.479,6		
9	PT Berdikari Insurance	1.641,2	0,0	0,0	0,0	7,4	0,0	0,0	1.633,8	517,1	131,4	1.248,1		
10	PT Asuransi Bhakti Bhayangkara	577,4	0,0	0,0	0,0	206,8	0,0	0,0	370,7	310,8	94,3	154,2		
11	PT Asuransi Bina Dana Ata Tbk	300.634,9	0,0	0,0	0,0	2.534,8	4.484,9	0,0	293.635,1	81.732,4	121.744,7	333.647,5		
12	PT Asuransi Binagriya Upakara	2.091,4	0,0	0,0	0,0	159,5	16,2	0,0	1.915,6	591,6	731,6	2.055,5		
13	PT Asuransi Binang Tbk	30.156,9	18,9	0,0	0,0	0,0	0,0	0,0	30.175,8	5.189,8	4.762,1	29.748,1		
14	PT Asuransi Bosowa Prensokop	7.809,7	0,0	0,0	0,0	2.065,6	0,0	0,0	5.744,1	2.264,5	2.394,5	5.884,1		
15	PT Asuransi Bering Sejatiarta Ariamakmur	8.063,5	0,0	0,0	0,0	30,5	0,0	0,0	8.033,0	0,0	0,0	8.033,0		
16	PT Asuransi Buana Independent	35.230,8	0,3	0,0	0,0	865,0	340,1	0,0	34.026,0	0,0	0,0	34.026,0		
17	PT Asuransi Umum Bumihutera Muda 1967	32.610,0	1.226,0	0,0	0,0	419,0	0,0	0,0	33.417,0	3.966,0	5.355,0	34.806,0		
18	PT Asuransi Central Asia	489.618,0	0,0	301,0	0,0	1.416,0	146,0	0,0	488.357,0	146.919,0	172.808,0	514.246,0		
19	PT Central Sejahtera Insurance	27.132,5	3,4	0,0	0,0	233,8	26,0	0,0	26.876,1	1.056,5	8.772,3	34.591,9		
20	PT Citra International Underwriters	119,0	0,0	0,0	0,0	0,0	0,0	0,0	119,0	69,0	127,0	177,0		
21	PT Asuransi Davin Mitra Tbk	21.481,3	0,0	0,0	0,0	141,3	477,4	0,0	20.862,6	6.596,3	5.533,9	19.800,2		
22	PT Asuransi Eka Lloyd Jaya	4.584,9	0,0	0,0	0,0	0,0	0,0	0,0	4.584,9	1.231,2	2.557,4	5.911,2		
23	PT Asuransi Ekspor Indonesia (Persero)	(341,7)	341,7	0,0	0,0	0,0	0,0	0,0	0,0	0,0	0,0	0,0		
24	PT Asuransi Harta Aman Pratama Tbk	35.022,3	366,5	0,0	0,0	175,8	143,9	0,0	35.069,1	14.301,1	18.340,1	39.108,1		
25	PT Asuransi Himalaya Pelelindung	32.498,6	0,0	0,0	0,0	0,0	0,0	0,0	32.498,6	1.351,5	4.893,4	36.040,4		
26	PT Asuransi Indrapura	59.320,0	0,0	0,0	0,0	12.384,6	0,0	0,0	46.935,4	11.059,9	10.469,3	46.344,7		
27	PT Asuransi Intra Asia	22.027,9	0,0	0,0	0,0	2.230,3	393,6	0,0	19.404,0	0,0	0,0	19.404,0		
28	PT MNC Asuransi Indonesia	6.146,0	0,0	0,0	0,0	124,8	0,0	0,0	6.021,2	5.863,1	12.409,3	12.567,4		
29	PT Asuransi Jasa Indonesia (Persero)	206.141,3	308,0	0,0	0,0	0,0	0,0	0,0	206.475,1	67.513,0	66.211,0	205.173,1		
30	PT Asuransi Jasa Rahajaya Putera	88.957,7	26,3	0,0	0,0	17.613,1	0,0	0,0	71.370,9	7.458,8	10.290,5	74.204,6		
31	PT Asuransi Jasa Tania Tbk	20.589,9	0,0	0,0	0,0	762,3	0,0	0,0	19.837,6	3.297,9	1.533,6	18.073,2		
32	PT Asuransi Jaya Proteksi	271.428,7	32,0	0,0	0,0	93,0	286,9	0,0	271.078,2	55.094,8	82.152,2	298.135,6		
33	PT Jaya Proteksi Takatul	0,0	0,0	0,0	0,0	0,0	0,0	0,0	0,0	0,0	0,0	0,0		
34	PT Asuransi Karyamas Sentralindo *)	0,0	0,0	0,0	0,0	0,0	0,0	0,0	0,0	0,0	0,0	0,0		
35	PT Asuransi Kredit Indonesia (Persero)	0,0	0,0	0,0	0,0	0,0	0,0	0,0	0,0	0,0	0,0	0,0		
36	PT Lippo General Insurance Tbk	44.442,3	(13,4)	0,0	0,0	819,0	293,5	0,0	43.316,4	7.749,2	12.462,9	48.030,0		
37	PT Asuransi Melpark Indonesia	0,0	0,0	0,0	0,0	0,0	0,0	0,0	0,0	0,0	0,0	0,0		
38	PT Malacca Trust Wulungan Insurance	6.600,6	0,0	0,0	0,0	1.021,0	0,0	0,0	5.579,6	0,0	134,4	5.714,0		
39	PT Asuransi Umum Mega	100.660,8	0,8	0,0	0,0	1.948,8	0,0	0,0	98.711,8	14.798,8	16.228,2	100.141,1		
40	PT Asuransi Mega Pratama	2.118,3	520,8	0,0	0,0	110,8	0,0	0,0	2.528,2	1.267,5	1.075,0	2.335,7		
41	PT Asuransi Mitra Manarya	74.310,0	250,3	0,0	0,0	2.295,0	1.092,1	0,0	71.173,2	45.276,0	40.912,9	66.810,1		
42	PT Asuransi Multi Aftah Guna	83.942,9	0,0	0,0	0,0	4.159,3	0,0	0,0	79.783,6	35.955,2	51.307,8	95.136,1		
43	PT Pan Pacific Insurance	66.663,5	0,0	0,0	0,0	5.761,2	0,0	0,0	60.902,3	2.404,9	7.961,2	66.068,6		
44	PT Panin Insurance Tbk	19.400,8	0,0	0,0	0,0	6,3	0,0	0,0	19.394,5	19.500,5	18.750,4	18.644,4		
45	PT Asuransi Parolamas	12.322,0	31,0	0,0	0,0	75,0	0,0	0,0	12.278,0	2.471,0	3.581,0	13.388,0		
46	PT Asuransi Puri Ashih **)	0,0	0,0	0,0	0,0	0,0	0,0	0,0	0,0	0,0	0,0	0,0		
47	PT Asuransi Puma Atanugraha	10.088,1	430,7	0,0	0,0	1.525,4	0,0	0,0	8.993,3	0,0	0,0	8.993,3		
48	PT Asuransi Raksa Pratikara	194.045,8	0,0	0,0	0,0	83,6	31,4	0,0	193.930,8	46.905,9	52.461,4	199.486,3		
49	PT Asuransi Rama Sarita Wibawa	41.487,6	0,0	0,0	0,0	17,9	0,0	0,0	41.469,7	4.274,3	5.464,4	42.659,8		
50	PT Asuransi Ramayana Tbk	120.340,0	21,0	0,0	0,0	4.203,0	26,0	0,0	116.132,0	41.640,0	34.164,0	108.656,0		



No.	NAMA PERUSAHAAN NAME OF COMPANIES	POS LANGSUNG DIRECT BUSINESS				REASURANSI / REINSURANCE				KADANGAN KLAIM CLAIM RESERVES			
		DALAM NEGERI DOMESTIC		ABROAD		DALAM NEGERI DOMESTIC		ABROAD		TAHUN LALU PAST YEAR		TAHUN BERJALAN PAST YEAR	
		(3)	(4)	(5)	(6)	(7)	(8)	(9)	(10)	(11)	(12)	(13)	
(1)	(2)	(3)	(4)	(5)	(6)	(7)	(8)	(9)	(10)	(11)	(12)	(13)	
51	PT Asuransi Raya	9.358,6	0,0	0,0	0,0	395,1	0,0	0,0	8.963,5	738,0	948,4	9.173,9	
52	PT Asuransi Reacapital	14.467,4	124,7	0,0	0,0	983,4	0,0	0,0	13.608,7	3.924,4	2.177,1	11.861,4	
53	PT Asuransi Reliance Indonesia	11.316,3	0,0	0,0	0,0	(1,3)	0,0	0,0	11.317,6	1.465,2	3.667,7	13.520,1	
54	PT Sarana Lindung Upaya	1.463,7	31,9	0,0	0,0	873,9	0,0	0,0	621,7	231,7	1.215,4	1.605,4	
55	PT Asuransi Sinar Mas	494.176,8	879,5	1,2	0,0	60,3	0,0	0,0	494.997,3	105.287,3	130.290,0	520.000,0	
56	PT Maskapai Asuransi Somnells	839,1	0,0	0,0	0,0	0,0	0,0	0,0	839,1	344,3	103,0	597,8	
57	PT Asuransi SumitOto	37.801,3	0,0	0,0	0,0	3.776,2	0,0	0,0	34.025,1	(871,1)	7.383,4	42.280,6	
58	PT Sisco Mandiri	1.760,3	32,5	0,0	0,0	321,8	78,9	0,0	1.392,1	866,7	523,3	1.048,7	
59	PT Asuransi Tri Pakarita	67.475,0	10.029,0	0,0	0,0	3.880,8	0,0	0,0	73.623,2	27.355,0	50.488,0	96.756,2	
60	PT Asuransi Tuju Kresna Pratama	1.173,4	2,6	0,0	0,0	600,4	349,2	0,0	226,3	14,0	0,0	215,0	
61	PT Asuransi Takabul Umum	0,0	0,0	0,0	0,0	0,0	0,0	0,0	0,0	0,0	0,0	0,0	
62	PT Tuju Pratama Indonesia	1.949,9	0,0	0,0	0,0	6,0	0,0	0,0	1.943,9	854,2	872,6	1.962,3	
63	PT Victoria Insurance	(881,3)	0,0	0,0	0,0	537,0	0,0	0,0	(1.428,3)	0,0	0,0	(1.428,3)	
64	PT Asuransi Vigei	1,0	0,0	0,0	0,0	0,5	0,0	0,0	0,5	0,0	0,0	0,5	
65	PT Asuransi Wahana Tata	228.288,4	157,3	0,0	0,0	11.492,6	13.006,9	0,0	203.526,8	29.768,6	46.425,6	220.183,8	
66	PT Asuransi Wyanateker Handayani	0,0	0,0	0,0	0,0	0,0	0,0	0,0	0,0	0,0	0,0	0,0	
67	PT Asuransi Mitra Pelindung Mustika *new	0,6	0,0	0,0	0,0	0,0	0,0	0,0	0,6	0,0	421,5	422,1	
<b>JUMLAH / SUB TOTAL</b>		<b>4.910.612,7</b>	<b>15.180,9</b>	<b>302,2</b>	<b>25,9</b>	<b>116.780,4</b>	<b>66.779,1</b>	<b>420,2</b>	<b>4.742.141,9</b>	<b>1.325.843,1</b>	<b>1.699.275,5</b>	<b>5.115.574,2</b>	
PATUNGAN / JOINT VENTURE :													
1	PT ACE INA Insurance	0,0	0,0	0,0	0,0	0,0	0,0	0,0	0,0	0,0	0,0	0,0	
2	PT Asuransi Allianz Utama Indonesia	116.583,6	0,0	0,0	0,0	909,0	261,1	0,0	115.413,5	61.679,2	52.418,1	106.152,4	
3	PT Asuransi Axa Indonesia	34.763,1	0,0	0,0	0,0	0,0	0,0	0,0	34.763,1	7.187,9	9.860,7	37.435,9	
4	PT Bess Central Insurance	5.018,8	0,0	0,0	0,0	100,9	0,0	0,0	4.917,9	427,5	724,3	5.214,8	
5	PT Charis Insurance Indonesia	27.744,6	0,0	0,0	0,5	0,0	25,2	(42,0)	27.761,9	11.215,0	11.215,0	27.761,9	
6	PT China Taiping Insurance Indonesia	1.901,5	0,0	0,0	0,0	0,0	0,0	0,0	1.901,5	822,0	1.129,0	2.208,5	
7	PT Asuransi CHUBB Indonesia	0,0	0,0	0,0	0,0	0,0	0,0	0,0	0,0	0,0	0,0	0,0	
8	PT Asuransi Haijin Korindo	124,3	0,0	0,0	0,0	44,2	32,7	23,4	24,0	0,0	0,0	24,0	
9	PT KSK Insurance Indonesia	0,0	0,0	0,0	0,0	0,0	0,0	0,0	0,0	0,0	0,0	0,0	
10	PT LIG Insurance Indonesia	12.781,3	0,0	0,0	0,0	0,0	0,0	0,0	12.781,3	7.586,6	7.839,5	13.024,2	
11	PT IMAA General Insurance	18.376,6	0,0	0,0	0,0	3,9	0,0	0,0	18.372,7	5.347,3	7.182,0	20.207,5	
12	PT Asuransi Mandiri Axa General Indonesia	6.090,0	0,0	0,0	0,0	346,0	0,0	0,0	5.744,0	260,0	19.404,0	24.886,0	
13	PT Asuransi MSIG Indonesia	100.336,3	1.701,3	0,0	0,0	0,0	0,0	0,0	482,5	101.555,1	38.261,8	106.590,8	
14	PT Asuransi Nipponkoa Indonesia	5.321,6	0,0	0,0	0,0	658,9	0,0	0,0	4.616,6	1.421,0	2.699,4	5.895,0	
15	PT Asuransi QBE Pool Indonesia	15.511,0	0,0	0,0	0,0	0,0	0,0	0,0	15.511,0	0,0	0,0	15.511,0	
16	PT Asuransi Samsung Tuju	3.108,0	0,0	0,0	0,0	0,0	0,0	0,0	3.108,0	219,0	219,0	3.109,0	
17	PT Sampo Japan Insurance Indonesia	8.033,8	0,0	0,0	0,0	0,0	0,0	0,0	8.033,8	1.480,4	1.274,0	8.827,3	
18	PT Asuransi Tokio Marine Indonesia	83.676,0	0,0	0,0	0,3	0,0	1,1	0,0	83.674,6	26.118,6	46.738,7	104.294,7	
19	PT Zurich Insurance Indonesia	92.502,7	0,0	0,0	0,0	0,0	0,0	0,0	92.502,7	184,0	19.819,1	99.392,6	
<b>JUMLAH / SUB TOTAL</b>		<b>531.873,1</b>	<b>1.701,3</b>	<b>0,0</b>	<b>0,5</b>	<b>2.061,1</b>	<b>320,1</b>	<b>695,9</b>	<b>530.497,8</b>	<b>181.855,2</b>	<b>230.894,0</b>	<b>579.536,6</b>	
REASURANSI / REINSURANCE :													
1	PT Reasuransi International Indonesia	0,0	43.141,4	0,0	0,1	0,0	0,0	0,0	43.141,5	14.814,7	18.368,0	46.694,8	
2	PT Maskapai Reasuransi Indonesia	0,0	9.390,6	732,8	0,0	0,0	0,0	0,0	10.123,5	4.591,5	7.157,0	12.688,9	
3	PT Reasuransi Nasional Indonesia	0,0	13.831,0	9.497,0	0,0	0,0	0,0	0,0	23.328,0	6.044,0	6.237,0	23.521,0	
4	PT Tuju Reasuransi Indonesia	0,0	5.605,7	1.511,3	1,175	0,0	0,0	0,0	8.234,6	2.199,4	2.213,0	8.246,2	
<b>JUMLAH / SUB TOTAL</b>		<b>0,0</b>	<b>71.968,7</b>	<b>11.741,1</b>	<b>1,117,7</b>	<b>0,0</b>	<b>0,0</b>	<b>0,0</b>	<b>84.827,5</b>	<b>27.649,6</b>	<b>33.975,0</b>	<b>91.153,0</b>	
<b>JUMLAH SELURUHNYA</b>		<b>5.442.485,9</b>	<b>88.851,0</b>	<b>12.043,3</b>	<b>1.444,0</b>	<b>118.841,5</b>	<b>67.099,3</b>	<b>1.116,1</b>	<b>5.357.467,2</b>	<b>1.535.347,9</b>	<b>1.964.144,5</b>	<b>5.786.263,8</b>	
GRAND TOTAL													

**Keterangan / notes :**

\*) Tidak menyampaikan Laporan/Have Not Submitted Annual Report

\*\*) Telah dicabut izin usaha Tahun 2012/licenses have been revoked

TABEL: 2.12.3/TABLE: 2.12.3  
KLAIM USAHA ASURANSI UMUM DAN REASURANSI TAHUN 2012  
CLAIMS OF GENERAL INSURANCE AND REINSURANCE BUSINESS IN 2012  
Lini Usaha : Pengangkutan  
Line of Business : Marine Cargo

(1)	(2)	(3)	REASURANSI / REINSURANCE			(8)	(9)	(10)	CADANGAN KLAIM		(12)	(13)
			(4)	(5)	(6)				(7)	CLAIM RESERVES		
No.	NAMA PERUSAHAAN NAME OF COMPANIES	POS LANGSUNG DIRECT BUSINESS	DALAM NEGERI DOMESTIC	INWARD ASEAN ASEAN	ABROAD LAINNYA OTHERS	DALAM NEGERI DOMESTIC	OUTWARD ASEAN ASEAN	ABROAD LAINNYA OTHERS	KLAIM NETTO NET CLAIMS	TAHUN LALU PAST YEAR	TAHUN BERJALAN PAST YEAR	BEBAN KLAIM CLAIMS INCURRED
1	PT Asuransi Adira Dinamika	9.415.7	0.0	0.0	0.0	1.566.3	4.318.9	0.0	3.530.6	4.357.2	3.115.5	2.288.8
2	PT Asuransi Arianindo	8.225.9	0.0	0.0	0.0	6.931.9	847.3	0.0	4.467.7	556.1	419.8	310.3
3	PT Arthagraha General Insurance	11.632.1	0.0	0.0	0.0	6.803.1	144.5	296.4	4.388.1	0.0	0.0	4.388.1
4	PT Asuransi Asoka Mas	58.7	0.0	0.0	0.0	0.0	0.0	0.0	58.8	979.5	979.5	58.8
5	PT Asuransi Astra Buana	13.833.8	6.7	0.0	0.0	353.5	593.1	0.0	12.894.0	42.879.0	28.592.3	(1.392.7)
6	PT Avrist General Insurance	235.8	0.0	0.0	0.0	133.6	55.0	0.0	47.2	0.0	45.1	92.3
7	PT Asuransi Bangun Askrida	1.789.3	57.1	0.0	0.0	0.0	0.0	0.0	1.846.5	0.0	1.211.2	3.057.6
8	PT Balavia Mitratama Insurance	0.0	0.0	0.0	0.0	0.0	0.0	0.0	0.0	0.0	0.0	0.0
9	PT Berdikari Insurance	2.668.7	0.0	0.0	0.0	1.507.2	562.4	0.0	599.0	1.001.1	51.0	(351.1)
10	PT Asuransi Bhakti Bhayankara	0.7	23.7	0.0	0.0	0.7	0.0	0.0	23.7	1.826.7	1.473.5	(329.4)
11	PT Asuransi Bina Dana Atta Tbk.	693.7	0.0	0.0	0.0	76.5	0.0	0.0	617.2	4.368.1	287.5	(3.463.3)
12	PT Asuransi Binigijaya Upakara	1.543.1	0.0	0.0	0.0	918.0	55.6	0.0	569.5	388.7	127.9	308.7
13	PT Asuransi Binigijaya Tbk.	2.339.4	0.4	0.0	0.0	65.3	0.0	314.0	1.960.5	481.6	906.6	2.385.5
14	PT Asuransi Bosowa Periscope	231.9	0.0	0.0	0.0	693.4	0.0	0.0	(461.5)	665.4	(1.089.7)	(2.216.6)
15	PT Asuransi Beringin Sejahtera Anamakmur	3.870.5	0.0	0.0	0.0	2.579.1	0.0	0.0	1.291.4	0.0	0.0	0.0
16	PT Asuransi Buana Independent	10.587.8	0.1	3.8	0.0	2.244.4	3.801.4	0.0	4.545.8	0.0	0.0	4.545.8
17	PT Asuransi Umum BumiPutera Muda 1967	1.190.0	79.0	0.0	0.0	1.799.0	0.0	0.0	1.090.0	2.202.0	1.352.0	240.0
18	PT Asuransi Central Asia	67.859.0	76.0	33.0	28.0	6.333.0	17.355.0	40.415.0	3.893.0	5.880.0	6.224.0	4.237.0
19	PT Central Sejahtera Insurance	1.957.3	0.6	0.0	0.0	0.0	1.928.0	0.0	29.9	0.0	3.8	33.7
20	PT Citra International Underwriters	2.124.0	0.0	0.0	0.0	1.999.0	0.0	0.0	125.0	31.0	61.0	155.0
21	PT Asuransi Dayin Mitra Tbk.	4.874.9	0.0	0.0	0.0	1.052.0	1.515.0	0.0	3.254.7	5.377.6	2.694.0	571.1
22	PT Asuransi Eka Lloyd Jaya	2.085.8	0.0	0.0	0.0	282.5	312.4	0.0	1.460.9	823.4	642.6	1.300.0
23	PT Asuransi Ekspor Indonesia (Persero)	4.665.7	1.387.5	0.0	0.0	0.0	706.0	0.0	5.347.3	4.537.0	2.925.6	3.111.0
24	PT Asuransi Harta Aman Pratama Tbk.	508.1	0.0	0.0	0.0	64.9	53.1	0.0	390.1	1.148.3	1.107.4	349.1
25	PT Asuransi Himalaya Pelindung	6.940.4	31.4	0.0	0.0	2.205.5	1.091.1	0.0	3.675.2	298.6	1.014.8	4.391.4
26	PT Asuransi Indrapura	12.990.4	0.0	0.0	0.0	2.449.7	6.410.2	1.292.0	2.838.5	2.851.9	3.404.8	3.391.4
27	PT Asuransi Intra Asia	80.3	0.0	0.0	0.0	2.7	0.0	0.0	77.6	0.0	0.0	77.6
28	PT MNC Asuransi Indonesia	122.3	63.1	0.0	0.0	66.8	0.0	0.0	118.6	219.4	306.5	205.7
29	PT Asuransi Jasa Indonesia (Persero)	16.032.5	1.979.1	0.0	0.0	688.5	1.699.7	0.0	15.388.4	16.131.0	14.666.0	13.923.4
30	PT Asuransi Jasa Raharja Putera	2.992.4	298.7	0.0	0.0	526.8	0.0	0.0	2.764.2	2.784.1	3.330.8	3.311.0
31	PT Asuransi Jasa Tania Tbk.	1.301.8	0.0	0.0	0.0	521.0	0.0	0.0	780.8	423.9	27.7	384.5
32	PT Asuransi Jaya Proteksi	17.936.4	0.0	0.0	0.0	3.240.8	170.0	13.353.1	1.172.5	791.5	2.310.6	2.691.7
33	PT Jaya Proteksi Takaful	0.0	0.0	0.0	0.0	0.0	0.0	0.0	0.0	0.0	0.0	0.0
34	PT Asuransi Kanyamas Sentralindo *)	0.0	0.0	0.0	0.0	0.0	0.0	0.0	0.0	0.0	0.0	0.0
35	PT Asuransi Kredit Indonesia (Persero)	0.0	0.0	0.0	0.0	0.0	0.0	0.0	0.0	0.0	0.0	0.0
36	PT Lippo General Insurance Tbk.	3.440.8	0.0	0.0	0.0	1.417.4	303.8	0.0	1.719.5	2.739.5	3.406.4	2.386.5
37	PT Asuransi Malpaik Indonesia	0.0	0.0	0.0	0.0	0.0	0.0	0.0	0.0	0.0	0.0	0.0
38	PT Malacca Trust Wulunggan Insurance	70.1	0.0	0.0	0.0	59.9	0.0	0.0	10.2	0.0	0.0	10.2
39	PT Asuransi Unum Mega	4.342.5	0.4	0.0	0.0	337.3	140.9	0.0	954.6	1.106.9	1.092.2	940.0
40	PT Asuransi Mega Pratama	3.740.8	59.5	0.0	0.0	1.168.4	0.0	0.0	2.631.9	1.388.6	906.0	2.139.3
41	PT Asuransi Mitra Mepanya	5.235.8	38.3	0.0	0.0	1.187.9	1.273.6	0.0	2.812.7	2.084.1	3.259.9	3.988.6
42	PT Asuransi Multi Artha Guna	364.3	37.6	0.0	0.0	0.0	0.0	0.0	401.9	408.8	1.651.8	1.644.9
43	PT Pan Pacific Insurance	3.486.5	0.0	0.0	0.0	428.2	0.0	0.0	3.058.3	0.0	286.4	3.344.7
44	PT Panin Insurance Tbk.	773.4	0.0	0.0	0.0	0.0	0.0	0.0	773.4	3.932.7	3.289.8	130.4
45	PT Asuransi Parolamas	6.102.0	312.0	0.0	0.0	4.822.0	0.0	0.0	1.592.0	2.547.0	2.217.0	1.262.0
46	PT Asuransi Puri Ashih **)	0.0	0.0	0.0	0.0	0.0	0.0	0.0	0.0	0.0	0.0	0.0
47	PT Asuransi Purna Atanugraha	1.429.5	672.8	0.0	0.0	442.6	0.0	0.0	1.659.7	0.0	0.0	1.659.7
48	PT Asuransi Raksa Pratikara	6.289.5	(0.1)	0.0	0.0	602.0	5.244.9	0.0	442.5	799.1	370.0	13.5
49	PT Asuransi Rama Satria Wibawa	5.295.7	47.9	0.0	0.0	206.3	62.5	1.680.8	3.394.0	881.1	1.272.9	3.785.8
50	PT Asuransi Ramayana Tbk.	12.284.0	39.0	0.0	0.0	6.997.0	1.102.0	1.073.0	3.151.0	5.950.0	8.833.0	6.034.0

SWASTA NASIONAL / PRIVATE :

No.	NAMA PERUSAHAAN NAME OF COMPANIES	POS LANGSUNG DIRECT BUSINESS		DALAM NEGERI DOMESTIC		INWARD		REASURANSI / REINSURANCE		OUTWARD		KLAIM NETTO NET CLAIMS		CADANGAN KLAIM CLAIM RESERVES		BEBAN KLAIM CLAIMS INCURRED	
		(3)	(4)	(5)	(6)	(7)	(8)	(9)	(10)	(11)	(12)	(13)	(14)	(15)	(16)	(17)	
				ASEAN	ABROAD	ASEAN	ABROAD	LAINNYA OTHERS	DALAM NEGERI DOMESTIC	ASEAN	ABROAD	Lainnya OTHERS	PAST YEAR	PAST YEAR		PAST YEAR	
51	PT Asuransi Raya	376.8	0.0	0.0	0.0	0.0	0.7	0.0	0.0	0.0	0.0	0.0	376.1	108.0	0.0	268.1	
52	PT Asuransi Receptali	0.0	(0.0)	0.0	0.0	0.0	69.4	0.0	0.0	0.0	0.0	0.0	(69.4)	280.7	174.5	(175.7)	
53	PT Asuransi Reliance Indonesia	868.3	0.0	0.0	0.0	3.7	3.7	0.3	0.0	0.0	0.0	0.0	864.3	1,003.8	3,723.2	3,583.6	
54	PT Sarana Lindung Upaya	0.0	(27.5)	0.0	0.0	0.0	0.0	0.0	0.0	0.0	0.0	0.0	(27.5)	0.0	4.1	(23.4)	
55	PT Asuransi Sinar Mas	10,607.7	116.4	0.0	0.0	5,578.7	313.0	0.0	99.1	4,733.4	6,128.9	4,730.8	3,335.2	4,730.8	4,730.8	3,335.2	
56	PT Maskapai Asuransi Sonwells	2,785.2	0.0	0.0	0.0	421.6	1,886.5	0.0	0.0	0.0	0.0	0.0	677.0	315.0	119.9	481.9	
57	PT Asuransi Summit Oto	0.0	0.0	0.0	0.0	0.0	0.0	0.0	0.0	0.0	0.0	0.0	0.0	0.0	0.0	0.0	
58	PT Steco Mandiri	513.3	65.9	0.0	0.0	299.6	76.0	0.0	0.0	0.0	0.0	0.0	201.6	241.1	433.2	393.7	
59	PT Asuransi Tri Pakarta	1,806.5	204.5	0.0	0.0	204.5	(807.5)	0.0	0.0	0.0	0.0	0.0	2,002.5	1,347.0	1,637.0	2,292.5	
60	PT Asuransi Tuju Kresna Pratama	26,452.4	7.2	0.0	0.0	24,900.7	0.0	0.0	0.0	0.0	0.0	0.0	1,568.9	239.0	124.3	1,444.2	
61	PT Asuransi Takaful Umum	0.0	0.0	0.0	0.0	0.0	0.0	0.0	0.0	0.0	0.0	0.0	0.0	0.0	0.0	0.0	
62	PT Tuju Pratama Indonesia	77,860.7	263.1	283.8	0.0	21,037.7	37,933.4	12,711.0	6,725.5	8,817.4	20,961.3	18,969.4	(241.6)	0.0	0.0	61.1	
63	PT Victoria Insurance	(143.0)	0.0	0.0	0.0	0.0	98.6	0.0	0.0	0.0	0.0	0.0	0.0	0.0	0.0	0.0	
64	PT Asuransi Videi	114.5	0.0	0.0	0.0	53.4	0.0	0.0	0.0	0.0	0.0	0.0	61.1	0.0	0.0	61.1	
65	PT Asuransi Wahana Tata	41,715.6	345.9	125.2	0.0	12,884.2	10,503.9	56.4	18,742.2	11,026.1	19,747.8	27,463.9	0.0	0.0	0.0	0.0	
66	PT Asuransi Wanamekar Handayani	0.0	0.0	0.0	0.0	0.0	0.0	0.0	0.0	0.0	0.0	0.0	0.0	0.0	0.0	0.0	
67	PT Asuransi Mitra Pelindung Mustika *new	0.0	0.0	0.0	0.0	0.0	0.0	0.0	0.0	0.0	0.0	0.0	0.0	0.0	0.0	612.0	
	<b>JUMLAH / SUB TOTAL</b>	<b>423,691.1</b>	<b>6,186.4</b>	<b>445.9</b>	<b>696.5</b>	<b>127,392.7</b>	<b>97,754.2</b>	<b>72,882.8</b>	<b>132,990.0</b>	<b>152,357.8</b>	<b>154,234.7</b>	<b>134,866.9</b>					
<b>PATUNGAN / JOINT VENTURE :</b>																	
1	PT ACE INA Insurance	7,519.0	0.0	0.0	3,632.0	161.0	0.0	0.0	2,561.0	0.0	0.0	0.0	8,429.0	9,894.0	6,630.0	5,165.0	
2	PT Asuransi Allianz Utama Indonesia	73,453.4	1,659.5	50,546.2	11,478.7	4,651.6	16,490.5	0.0	14,903.4	20,426.3	13,423.6	7,900.6	19,391.9	5,075.0	21,419.3	35,736.2	
3	PT Asuransi Axa Indonesia	37,384.3	6.7	75.1	0.0	1,219.9	0.0	16,854.4	0.0	28.2	0.0	0.0	0.0	0.0	0.9	29.2	
4	PT Bess Central Insurance	83.8	0.0	0.0	0.0	55.6	0.0	0.0	0.0	0.0	0.0	0.0	0.0	0.0	0.0	0.0	
5	PT Chartis Insurance Indonesia	51,445.1	1,313.0	0.0	0.0	4,025.0	24,513.1	2,370.8	21,849.2	3,735.0	3,735.0	21,849.2	0.0	0.0	0.0	0.0	
6	PT China Tailoring Insurance Indonesia	3,608.3	0.0	0.0	0.0	2,129.1	58.5	696.3	726.5	1,679.6	2,406.0	1,453.0	0.0	0.0	0.0	0.0	
7	PT Asuransi CHUBB Indonesia	0.0	0.0	0.0	0.0	0.0	0.0	0.0	0.0	0.0	0.0	0.0	0.0	0.0	0.0	0.0	
8	PT Asuransi Hanjin Korindo	1,580.5	1.9	5.8	0.0	643.3	302.2	159.0	483.8	0.0	0.0	0.0	0.0	0.0	0.0	483.8	
9	PT KSK Insurance Indonesia	2,792.7	0.0	0.0	0.0	4.0	0.0	0.0	0.0	0.0	0.0	0.0	0.0	0.0	0.0	0.0	
10	PT LG Insurance Indonesia	21,533.1	0.0	0.0	0.0	724.8	11,407.6	692.2	8,708.5	6,559.2	12,295.1	14,444.3	0.0	0.0	0.0	0.0	
11	PT MAA General Insurance	3,582.0	0.0	0.0	0.0	401.0	65.0	0.0	446.0	617.0	819.0	648.0	0.0	0.0	0.0	0.0	
12	PT Asuransi Mandiri Axa General Indonesia	60,825.8	352.1	2,429.4	4,966.2	7,183.5	46,598.8	25,173.1	34,629.8	56,055.5	5,001.2	24,852.0	0.0	0.0	0.0	0.0	
13	PT Asuransi MSIG Indonesia	10,070.0	0.0	0.0	0.0	2,145.1	539.5	0.0	2,042.6	0.0	0.0	0.0	0.0	0.0	0.0	0.0	
14	PT Asuransi Nipponkoa Indonesia	24,852.0	0.0	0.0	0.0	0.0	0.0	0.0	0.0	0.0	0.0	0.0	0.0	0.0	0.0	0.0	
15	PT Asuransi OBE Pool Indonesia	11,199.0	755.0	214.0	1,504.0	4,104.0	1,132.0	0.0	5,428.0	1,242.0	2,037.0	6,223.0	0.0	0.0	0.0	0.0	
16	PT Asuransi Samsung Tugu	10,055.2	1,065.5	0.0	0.0	204.3	4,615.8	0.0	6,330.5	4,741.9	4,937.4	6,526.0	0.0	0.0	0.0	0.0	
17	PT Sampo Japan Insurance Indonesia	84,000.9	1,252.1	16.6	79.0	941.4	15,193.1	69,056.0	57,882.9	27,498.4	4,719.4	4,932.9	0.0	0.0	0.0	0.0	
18	PT Asuransi Tokio Marine Indonesia	7,063.7	0.0	0.0	0.0	102.6	3.3	2,520.1	4,437.7	4,224.2	4,719.4	4,932.9	0.0	0.0	0.0	0.0	
19	PT Zurich Insurance Indonesia	0.0	0.0	0.0	0.0	0.0	0.0	0.0	0.0	0.0	0.0	0.0	0.0	0.0	0.0	0.0	
	<b>JUMLAH / SUB TOTAL</b>	<b>411,048.5</b>	<b>6,435.9</b>	<b>97.5</b>	<b>15,324.7</b>	<b>20,479.6</b>	<b>68,005.1</b>	<b>107,929.2</b>	<b>236,492.7</b>	<b>149,931.1</b>	<b>146,159.2</b>	<b>232,720.8</b>					
<b>REASURANSI / REINSURANCE :</b>																	
1	PT Reasuransi International Indonesia	0.0	18,227.7	0.0	5.7	182.3	(0.0)	0.0	18,051.1	9,660.9	13,989.5	22,379.7	0.0	0.0	0.0	0.0	
2	PT Maskapai Reasuransi Indonesia	0.0	5,189.1	1,088.8	0.0	0.0	0.0	0.0	6,288.0	7,784.2	8,716.4	23,802.0	0.0	0.0	0.0	0.0	
3	PT Reasuransi Nasional Indonesia	0.0	21,522.0	2,684.0	1,077.0	0.0	0.0	0.0	23,129.0	24,652.0	25,325.0	15,244.8	0.0	0.0	0.0	0.0	
4	PT Tugu Reasuransi Indonesia	0.0	10,726.4	1,448.1	5.7	182.3	1,077.0	0.0	59,642.6	44,715.1	62,343.4	77,270.9	0.0	0.0	0.0	0.0	
	<b>JUMLAH / SUB TOTAL</b>	<b>834,739.6</b>	<b>68,287.4</b>	<b>5,774.3</b>	<b>16,026.8</b>	<b>148,054.6</b>	<b>166,836.3</b>	<b>180,812.0</b>	<b>425,125.2</b>	<b>347,004.0</b>	<b>362,737.4</b>	<b>444,858.6</b>					

**Keterangan / notes :**

\*) Tidak menyampaikan Laporan/Have Not Submitted Annual Report

\*\*\*) Telah dicabut izin usaha Tahun 2012/Licenses have been revoked

**KLAIM USAHA ASURANSI UMUM DAN REASURANSI TAHUN 2012**  
CLAIMS OF GENERAL INSURANCE AND REINSURANCE BUSINESS IN 2012

Lini Usaha : Rangka Kapal  
Line of Business : Marine Hull

No.	NAMA PERUSAHAAN NAME OF COMPANIES	POS LANGSUNG DIRECT BUSINESS	REASURANSI / REINSURANCE			KADANGAN KLAIM CLAIM RESERVES	BEBAN KLAIM CLAIMS INCURRED					
			DALAM NEGERI DOMESTIC	LAINNYA OTHERS	ASEAN ASEAN			OUTWARD ABROAD	KLAIM NETTO NET CLAIMS	TAHUN LALU PAST YEAR	TAHUN BERJALAN PAST YEAR	
												(3)
SWASTA NASIONAL / PRIVATE :												
1	PT Asuransi Adira Dinamika	42.838,8	0,0	0,0	0,0	29.306,7	11.363,4	2.168,7	3.176,5	2.794,9	1.787,1	40,2
2	PT Asuransi Aeterno	0,0	40,2	0,0	0,0	0,0	0,0	40,2	0,0	0,0	0,0	2.958,4
3	PT Athragraha General Insurance	3.366,2	2.587,8	0,0	0,0	2.382,3	200,9	412,1	2.968,4	0,0	0,0	0,0
4	PT Asuransi Asoka Mas	0,0	0,0	0,0	0,0	0,0	0,0	0,0	0,0	0,0	0,0	0,0
5	PT Asuransi Astra Buana	11.427,9	2.420,4	0,0	0,0	7.584,4	3.238,5	0,0	3.025,4	11.085,9	8.817,4	757,0
6	PT Avrist General Insurance	0,0	0,0	0,0	0,0	0,0	0,0	0,0	0,0	0,0	0,0	0,0
7	PT Asuransi Bangun Askrida	120,8	98,2	0,0	0,0	11,6	3,9	203,5	0,0	0,0	0,8	204,3
8	PT Batavia Militama Insurance	0,0	0,0	0,0	0,0	0,0	0,0	0,0	0,0	0,0	0,0	0,0
9	PT Berdikari Insurance	0,0	0,0	0,0	0,0	0,0	0,0	0,0	0,0	0,0	0,0	(127,3)
10	PT Asuransi Bhakti Bhayangkara	0,0	54,3	0,0	0,0	0,0	0,0	54,3	100,0	299,8	345,5	0,0
11	PT Asuransi Bina Dana Arta Tbk	16,1	0,0	0,0	0,0	16,1	0,0	0,0	13,8	0,0	0,0	(13,8)
12	PT Asuransi Binagiyaga Upakara	408,3	2,3	0,0	0,0	395,5	0,0	15,1	147,7	2,6	0,0	(130,0)
13	PT Asuransi Binatang Tbk	1.400,0	101,1	0,0	0,0	1.117,1	0,0	384,0	208,9	32,7	207,8	0,0
14	PT Asuransi Bosowa Periskop	4.164,7	0,0	0,0	0,0	3.928,7	0,0	236,0	625,0	139,0	0,0	(250,0)
15	PT Asuransi Beringin Segahtera Arlamakmur	3.937,1	0,0	0,0	0,0	3.974,9	0,0	(37,8)	0,0	0,0	0,0	(37,8)
16	PT Asuransi Buana Independent	76,9	0,0	0,0	0,0	0,0	0,0	76,9	0,0	0,0	0,0	76,9
17	PT Asuransi Umum Bumiputera Muda 1967	861,0	18,0	0,0	0,0	744,0	0,0	136,0	48.687,0	24.442,0	0,0	(24.089,0)
18	PT Asuransi Central Asia	25.858,0	0,0	103,0	0,0	15.857,0	6.884,0	1.567,0	3.518,0	18.111,0	16.160,0	0,0
19	PT Central Sejahtera Insurance	0,0	0,3	0,0	0,0	0,0	0,0	0,3	0,0	0,0	0,0	0,3
20	PT Citra International Underwriters	0,0	0,0	0,0	0,0	0,0	0,0	0,0	0,0	0,0	0,0	0,0
21	PT Asuransi Dayin Mitra Tbk	68.271,3	0,0	0,0	0,0	1.983,6	64.108,1	1.332,7	846,9	1.688,7	1.431,4	609,6
22	PT Asuransi Eka Lloyd Jaya	0,0	0,0	0,0	0,0	0,0	0,0	0,0	0,0	0,0	0,0	0,0
23	PT Asuransi Ekipor Indonesia (Persero)	166,2	84,5	0,0	0,0	0,0	0,0	249,7	681,0	1.759,8	1.328,5	0,0
24	PT Asuransi Harta Aman Pratama Tbk	0,0	0,0	0,0	0,0	0,0	0,0	0,0	0,0	0,0	0,0	0,0
25	PT Asuransi Himalaya Peleindung	(2.720,4)	0,0	0,0	0,0	(2.706,8)	0,0	(13,6)	4,9	0,0	0,0	(18,5)
26	PT Asuransi Indrapura	7.780,5	0,0	0,0	0,0	2.002,8	5.464,3	272,7	404,2	631,6	500,1	0,0
27	PT Asuransi Intra Asia	0,0	0,0	0,0	0,0	0,0	0,0	0,0	0,0	0,0	0,0	0,0
28	PT MNC Asuransi Indonesia	0,0	0,0	0,0	0,0	0,0	0,0	0,0	0,0	0,0	0,0	0,0
29	PT Asuransi Jasa Indonesia (Persero)	109.754,0	2.800,5	0,0	8.015,8	40.279,0	0,0	35.488,9	44.802,4	120.324,0	147.567,0	72.045,4
30	PT Asuransi Jasa Rahajaja Puteera	13.126,3	671,2	0,0	0,0	9.016,7	0,0	4.779,8	4.402,5	7.384,8	7.762,1	0,0
31	PT Asuransi Jasa Tania Tbk	396,8	0,0	0,0	0,0	324,9	0,0	71,9	417,6	133,8	0,0	(211,9)
32	PT Asuransi Jaya Proteksi	303,9	0,0	0,0	0,0	30,6	28,8	240,2	403,7	407,3	243,8	0,0
33	PT Jaya Proteksi Takatuli	0,0	0,0	0,0	0,0	0,0	0,0	0,0	0,0	0,0	0,0	0,0
34	PT Asuransi Karyamas Sentralindo *)	0,0	0,0	0,0	0,0	0,0	0,0	0,0	0,0	0,0	0,0	0,0
35	PT Asuransi Kredit Indonesia (Persero)	0,0	0,0	0,0	0,0	0,0	0,0	0,0	0,0	0,0	0,0	0,0
36	PT Lippo General Insurance Tbk	0,0	0,0	0,0	0,0	0,0	0,0	0,0	0,0	0,0	0,0	0,0
37	PT Asuransi Mapark Indonesia	0,0	0,0	0,0	0,0	0,0	0,0	0,0	0,0	0,0	0,0	0,0
38	PT Malacca Trust Wulunging Insurance	0,0	0,0	0,0	0,0	0,0	0,0	0,0	0,0	0,0	0,0	0,0
39	PT Asuransi Umum Mega	(1,2)	0,0	0,0	0,0	(1,2)	0,0	(0,0)	0,0	0,0	0,0	(0,0)
40	PT Asuransi Mega Pratama	536,1	110,1	0,0	0,0	403,9	0,0	242,4	1.046,6	1.039,5	235,4	0,0
41	PT Asuransi Mitra Maparya	0,0	0,0	0,0	0,0	0,0	0,0	0,0	97,7	167,2	69,5	0,0
42	PT Asuransi Multi Arta Guna	0,0	0,0	0,0	0,0	0,0	0,0	0,0	384,5	28,2	0,0	(358,3)
43	PT Pan Pacific Insurance	0,0	0,0	0,0	0,0	0,0	0,0	0,0	0,0	0,0	0,0	0,0
44	PT Pan Pacific Insurance Tbk	0,0	0,0	0,0	0,0	0,0	0,0	0,0	0,0	0,0	0,0	0,0
45	PT Asuransi Parolamas	2.254,0	0,0	0,0	0,0	(94,0)	0,0	2.348,0	597,0	360,0	2.111,0	0,0
46	PT Asuransi Puri Asih **)	0,0	0,0	0,0	0,0	0,0	0,0	0,0	0,0	0,0	0,0	0,0
47	PT Asuransi Purna Altanugraha	33.896,6	0,7	0,0	0,0	10.433,2	3.728,4	6.115,5	13.420,2	0,0	0,0	13.420,2
48	PT Asuransi Raksa Pratikara	0,0	0,0	0,0	0,0	0,0	0,0	0,0	0,0	0,0	0,0	0,0
49	PT Asuransi Rama Satria Wibawa	7.480,1	70,5	0,0	0,0	2.975,2	4.283,9	291,6	10,2	145,7	427,1	0,0
50	PT Asuransi Ramayana Tbk	7.881,0	7,0	0,0	0,0	4.554,0	2.514,0	820,0	4.534,0	4.630,0	916,0	0,0

No.	NAMA PERUSAHAAN NAME OF COMPANIES	POS LANGSUNG DIRECT BUSINESS		DALAM NEGERI DOMESTIC		INWARD		REASURANSI / REINSURANCE		OUTWARD		KLAIM NETTO NET CLAIMS		CADANGAN KLAIM CLAIM RESERVES		BEBAN KLAIM CLAIMS INCURRED
		(3)	(4)	(5)	(6)	(7)	(8)	(9)	(10)	(11)	(12)	(13)				
51	PT Asuransi Rava	0.0	0.0	0.0	0.0	0.0	0.0	0.0	0.0	0.0	0.0	0.0	0.0	0.0	(137.8)	
52	PT Asuransi Recaptial	14,096.7	0.0	0.0	0.0	0.0	0.0	0.0	0.0	0.0	0.0	0.0	0.0	0.0	861.3	822.4
53	PT Asuransi Reliance Indonesia	313.9	0.0	0.0	0.0	0.0	0.0	0.0	0.0	0.0	0.0	0.0	0.0	0.0	14.5	18.2
54	PT Sarana Lindung Upaya		128.3	0.0	0.0	0.0	0.0	0.0	0.0	0.0	0.0	0.0	0.0	0.0	5.3	133.6
55	PT Asuransi Sinar Mas	43,241.2	229.9	0.0	0.0	0.0	0.0	0.0	0.0	0.0	0.0	0.0	0.0	0.0	19,318.1	19,259.6
56	PT Maskapai Asuransi Sonwelis	0.0	0.0	0.0	0.0	0.0	0.0	0.0	0.0	0.0	0.0	0.0	0.0	0.0	0.0	0.0
57	PT Asuransi Sumit Oto	0.0	0.0	0.0	0.0	0.0	0.0	0.0	0.0	0.0	0.0	0.0	0.0	0.0	0.0	0.0
58	PT Sisco Mandiri	707.1	244.5	0.0	0.0	0.0	0.0	0.0	0.0	0.0	0.0	0.0	0.0	0.0	90.8	15
59	PT Asuransi Tri Pakarta	4,747.8	228.2	0.0	0.0	0.0	0.0	0.0	0.0	0.0	0.0	0.0	0.0	0.0	1,486.0	914.0
60	PT Asuransi Tugu Kresna Pratama	9,182.5	144.8	0.0	0.0	0.0	0.0	0.0	0.0	0.0	0.0	0.0	0.0	0.0	242.8	0.0
61	PT Asuransi Takeful Umum	0.0	0.0	0.0	0.0	0.0	0.0	0.0	0.0	0.0	0.0	0.0	0.0	0.0	0.0	0.0
62	PT Tugu Pratama Indonesia	23,459.6	0.4	0.0	0.0	0.0	0.8	4,751.5	16,767.9	1,137.2	804.2	6,285.0	6,871.8	1,391.0		
63	PT Victoria Insurance	0.0	0.0	0.0	0.0	0.0	0.0	0.0	0.0	0.0	0.0	0.0	0.0	0.0	0.0	0.0
64	PT Asuransi Vidi	0.0	0.0	0.0	0.0	0.0	0.0	0.0	0.0	0.0	0.0	0.0	0.0	0.0	0.0	0.0
65	PT Asuransi Wahana Tata	35,842.3	0.0	0.0	0.0	0.0	0.0	(1,914.1)	22,547.9	0.0	15,208.5	17,099.2	24,193.6	22,302.9		
66	PT Asuransi Wanamekar Handayani	0.0	0.0	0.0	0.0	0.0	0.0	0.0	0.0	0.0	0.0	0.0	0.0	0.0	0.0	0.0
67	PT Asuransi Mitra Peindung Musikka *new	0.0	0.0	0.0	0.0	0.0	0.0	0.0	0.0	0.0	0.0	0.0	0.0	0.0	0.0	0.0
	JUMLAH / SUB TOTAL	474,989.9	10,044.0	103.0	8,016.5	167,208.6	167,886.9	51,533.9	106,524.1	247,676.1	272,493.8	131,341.7				
PATUNGAN / JOINT VENTURE :																
1	PT ACE INA Insurance	0.0	0.0	0.0	0.0	0.0	0.0	0.0	0.0	0.0	0.0	0.0	0.0	0.0	0.0	0.0
2	PT Asuransi Allianz Utama Indonesia	0.0	0.0	0.0	0.0	0.0	0.0	0.0	0.0	0.0	0.0	0.0	0.0	0.0	0.0	0.0
3	PT Asuransi Allianz Indonesia	0.0	0.0	0.0	0.0	0.0	0.0	0.0	0.0	0.0	0.0	0.0	0.0	0.0	0.0	0.0
4	PT Beas Central Insurance	0.0	0.0	0.0	0.0	0.0	0.0	0.0	0.0	0.0	0.0	0.0	0.0	0.0	0.0	0.0
5	PT Chartis Insurance Indonesia	0.0	0.0	0.0	0.0	0.0	0.0	0.0	0.0	0.0	0.0	0.0	0.0	0.0	0.0	0.0
6	PT China Tailoring Insurance Indonesia	0.0	0.0	0.0	0.0	0.0	0.0	0.0	0.0	0.0	0.0	0.0	0.0	0.0	0.0	0.0
7	PT Asuransi CHUBB Indonesia	0.0	0.0	0.0	0.0	0.0	0.0	0.0	0.0	0.0	0.0	0.0	0.0	0.0	0.0	0.0
8	PT KSK Insurance Indonesia	449.4	0.0	0.0	0.0	0.0	0.0	158.6	143.6	102.1	45.0	0.0	0.0	0.0	45.0	0.0
9	PT KSK Insurance Indonesia	0.0	0.0	0.0	0.0	0.0	0.0	0.0	0.0	0.0	0.0	0.0	0.0	0.0	0.0	0.0
10	PT LIG Insurance Indonesia	0.0	0.0	0.0	0.0	0.0	0.0	0.0	0.0	0.0	0.0	0.0	0.0	0.0	0.0	0.0
11	PT MAA General Insurance	12,440.8	0.0	0.0	0.0	0.0	0.0	6,247.6	5,814.1	12,007.2	7,878.8	1,685.7				
12	PT Asuransi Mandiri Axa General Indonesia	81.0	0.0	0.0	0.0	0.0	0.0	73.0	8.0	182.0	0.0	(2.0)				
13	PT Asuransi MSIG Indonesia	638.2	0.0	0.0	0.0	0.0	0.0	290.1	348.0	256.3	271.6	363.4				
14	PT Asuransi Nipponkoa Indonesia	0.0	0.0	0.0	0.0	0.0	0.0	0.0	0.0	0.0	0.0	0.0	0.0	0.0	0.0	0.0
15	PT Asuransi OBE Pool Indonesia	0.0	0.0	0.0	0.0	0.0	0.0	0.0	0.0	0.0	0.0	0.0	0.0	0.0	0.0	0.0
16	PT Asuransi Samsung Tugu	0.0	149.0	0.0	0.0	0.0	0.0	38.0	111.0	211.0	211.0	111.0				
17	PT Sampo Japan Insurance Indonesia	0.0	0.0	0.0	0.0	0.0	0.0	0.0	0.0	0.0	0.0	0.0	0.0	0.0	0.0	0.0
18	PT Asuransi Tokio Marine Indonesia	0.0	(10.7)	0.0	0.0	0.0	0.0	0.0	(10.7)	48.7	56.0	(1.5)				
19	PT Zurich Insurance Indonesia	0.0	0.0	0.0	0.0	0.0	0.0	0.0	0.0	0.0	0.0	0.0	0.0	0.0	0.0	0.0
	JUMLAH / SUB TOTAL	13,609.4	138.3	0.0	0.0	6,479.1	143.6	809.5	6,315.4	12,705.2	8,593.6	2,203.9				
REASURANSI / REINSURANCE :																
1	PT Reasuransi Internasional Indonesia	0.0	30,284.5	26.4	381.3	2,803.7	0.0	216.2	27,672.3	21,778.8	28,465.1	34,378.7				
2	PT Meskapi Reasuransi Indonesia	0.0	6,314.1	(2.7)	0.0	0.0	0.0	0.0	6,311.5	7,138.0	14,411.3	13,584.8				
3	PT Reasuransi Nasional Indonesia	0.0	25,311.0	523.0	0.0	0.0	1,068.0	0.0	24,766.0	32,158.0	46,960.0	39,568.0				
4	PT Tugu Reasuransi Indonesia	0.0	32,367.2	912.4	0.0	0.0	2,954.0	0.8	30,324.8	26,009.6	36,659.7	40,974.9				
	JUMLAH / SUB TOTAL	0.0	94,276.8	1,459.1	381.3	2,803.7	4,022.0	217.0	89,074.5	87,084.4	126,516.2	128,506.4				
	JUMLAH SELURUHNYA	488,589.3	104,459.1	1,562.1	8,397.9	176,491.4	172,052.5	52,560.4	201,914.1	347,465.7	407,603.6	262,052.0				
	GRAND TOTAL															

Keterangan / notes :

\*) Tidak menyampaikan LaporanHave Not Submitted Annual Report

\*\*\*) Telah dicabut izin usaha Tahun 2012/licenses have been revoked

TABEL: 2.12.5/TABLE: 2.12.5  
KLAIM USAHA ASURANSI UMUM DAN REASURANSI TAHUN 2012  
CLAIMS OF GENERAL INSURANCE AND REINSURANCE BUSINESS IN 2012  
Lini Usaha : Rangka Pesawat  
Line of Business : Aviation

No.	NAMA PERUSAHAAN NAME OF COMPANIES	POS LANGSUNG DIRECT BUSINESS	REASURANSI / REINSURANCE			CADANGAN KLAIM CLAIM/RESERVES			BEBAN KLAIM CLAIMS INCURRED			
			DALAM NEGERI DOMESTIC	INWARD ASEAN ASEAN	ABROAD LAINNYA OTHERS	DALAM NEGERI DOMESTIC	OUTWARD ASEAN ASEAN	ABROAD LAINNYA OTHERS		TAHUN LALU PAST YEAR	TAHUN BERJALAN PAST YEAR	
(1)	(2)	(3)	(4)	(5)	(6)	(7)	(8)	(9)	(10)	(11)	(12)	(13)
SWASTA NASIONAL / PRIVATE :												
1	PT Asuransi Adira Dinamika	0.0	0.0	0.0	0.0	0.0	0.0	0.0	0.0	0.0	0.0	0.0
2	PT Asuransi Aitarindo	0.0	0.0	0.0	0.0	0.0	0.0	0.0	0.0	0.0	0.0	0.0
3	PT Atriagraha General Insurance	0.0	0.0	0.0	0.0	0.0	0.0	0.0	0.0	0.0	0.0	0.0
4	PT Asuransi Asoka Mas	0.0	1,054.7	0.0	0.0	0.0	0.0	0.0	1,054.7	208.4	179.2	1,025.4
5	PT Asuransi Asira Buana	0.0	0.0	0.0	0.0	0.0	0.0	0.0	0.0	0.0	0.0	0.0
6	PT Avrist General Insurance	0.0	0.0	0.0	0.0	0.0	0.0	0.0	0.0	0.0	0.0	0.0
7	PT Asuransi Bangun Askrida	0.0	6.8	0.0	0.0	0.0	0.0	0.0	6.8	0.0	0.0	6.8
8	PT Batavia Mitratama Insurance	0.0	0.0	0.0	0.0	0.0	0.0	0.0	0.0	0.0	0.0	0.0
9	PT Berdikari Insurance	0.0	0.0	0.0	0.0	0.0	0.0	0.0	0.0	0.0	0.0	0.0
10	PT Asuransi Bhakti Bhayangkara	1.6	0.0	0.0	0.0	0.0	0.0	0.0	1.6	0.3	14.0	15.3
11	PT Asuransi Bina Dana Afta Tbk.	0.0	0.0	0.0	0.0	0.0	0.0	0.0	0.0	0.0	0.0	0.0
12	PT Asuransi Bina Dharma Uapakara	0.0	0.0	0.0	0.0	0.0	0.0	0.0	0.0	0.0	0.0	0.0
13	PT Asuransi Bintang Tbk.	0.0	0.0	0.0	0.0	0.0	0.0	0.0	0.0	0.0	0.0	0.0
14	PT Asuransi Bosowa Periskop	0.0	0.0	0.0	0.0	0.0	0.0	0.0	0.0	0.0	0.0	0.0
15	PT Asuransi Brincin Sejahtera Aitamakmur	0.0	0.0	0.0	0.0	0.0	0.0	0.0	0.0	0.0	0.0	0.0
16	PT Asuransi Buana Independent	0.0	0.0	0.0	0.0	0.0	0.0	0.0	0.0	0.0	0.0	0.0
17	PT Asuransi Umum Bumiputera Muda 1967	75.0	305.0	0.0	0.0	76.0	0.0	0.0	304.0	37.0	0.0	267.0
18	PT Asuransi Central Asia	0.0	0.0	0.0	0.0	0.0	0.0	0.0	0.0	0.0	0.0	0.0
19	PT Central Sejahtera Insurance	0.0	0.0	0.0	0.0	0.0	0.0	0.0	0.0	0.0	0.0	0.0
20	PT Citra International Underwriters	94.310.0	0.0	0.0	0.0	0.0	0.0	94.298.0	12.0	82.0	126.0	56.0
21	PT Asuransi Davin Mitra Tbk	0.0	0.0	0.0	0.0	0.0	0.0	0.0	0.0	0.0	0.0	0.0
22	PT Asuransi Eka Lloyd Jaya	0.0	0.0	0.0	0.0	0.0	0.0	0.0	0.0	0.0	0.0	0.0
23	PT Asuransi Ekspor Indonesia (Persero)	0.0	0.0	0.0	0.0	0.0	0.0	0.0	0.0	98.0	199.3	101.3
24	PT Asuransi Harta Aman Pratama Tbk.	0.0	0.0	0.0	0.0	0.0	0.0	0.0	0.0	0.0	0.0	0.0
25	PT Asuransi Himalaya Pelindung	0.0	0.0	0.0	0.0	0.0	0.0	0.0	0.0	0.0	0.0	0.0
26	PT Asuransi Indrapura	0.0	0.0	0.0	0.0	0.0	0.0	0.0	0.0	0.0	0.0	0.0
27	PT Asuransi Intra Asia	0.0	0.0	0.0	0.0	0.0	0.0	0.0	0.0	0.0	0.0	0.0
28	PT MNC Asuransi Indonesia	0.0	0.0	0.0	0.0	0.0	0.0	0.0	0.0	0.0	0.0	0.0
29	PT Asuransi Jasa Indonesia (Persero)	1,871,664.3	9,209.3	0.0	10,928.7	295,601.2	0.0	1,580,850.4	15,350.7	2,903.0	14,440.0	26,887.7
30	PT Asuransi Jasa Raharja Putera	0.0	0.0	0.0	0.0	0.0	0.0	0.0	0.0	0.0	0.0	0.0
31	PT Asuransi Jasa Tania Tbk.	0.0	0.0	0.0	0.0	0.0	0.0	0.0	0.0	60.8	0.0	(60.8)
32	PT Asuransi Jaya Proteksi	0.0	0.0	0.0	0.0	0.0	0.0	0.0	0.0	0.0	0.0	0.0
33	PT Jaya Proteksi Takaful	0.0	0.0	0.0	0.0	0.0	0.0	0.0	0.0	0.0	0.0	0.0
34	PT Asuransi Kayamas Sentralindo *	0.0	0.0	0.0	0.0	0.0	0.0	0.0	0.0	0.0	0.0	0.0
35	PT Asuransi Kredit Indonesia (Persero)	0.0	0.0	0.0	0.0	0.0	0.0	0.0	0.0	0.0	0.0	0.0
36	PT Lippo General Insurance Tbk.	0.0	0.0	0.0	0.0	0.0	0.0	0.0	0.0	0.7	30.0	29.3
37	PT Asuransi Melipark Indonesia	0.0	0.0	0.0	0.0	0.0	0.0	0.0	0.0	0.0	0.0	0.0
38	PT Malacca Trust Wuwungan Insurance	0.0	0.0	0.0	0.0	0.0	0.0	0.0	0.0	0.0	0.0	0.0
39	PT Asuransi Umum Mega	0.0	0.0	0.0	0.0	0.0	0.0	0.0	0.0	0.0	0.0	0.0
40	PT Asuransi Mega Pratama	0.0	0.0	0.0	0.0	0.0	0.0	0.0	0.0	0.0	0.0	0.0
41	PT Asuransi Mitra Mapaya	0.0	0.0	0.0	0.0	0.0	0.0	0.0	0.0	0.0	0.0	0.0
42	PT Asuransi Multi Atria Guna	0.0	0.0	0.0	0.0	0.0	0.0	0.0	0.0	0.0	0.0	0.0
43	PT Pan Pacific Insurance	0.0	0.0	0.0	0.0	0.0	0.0	0.0	0.0	0.0	0.0	0.0
44	PT Panin Insurance Tbk.	0.0	0.0	0.0	0.0	0.0	0.0	0.0	0.0	0.0	0.0	0.0
45	PT Asuransi Parolamas	0.0	0.0	0.0	0.0	0.0	0.0	0.0	0.0	0.0	0.0	0.0
46	PT Asuransi Puri Asih **	0.0	0.0	0.0	0.0	0.0	0.0	0.0	0.0	0.0	0.0	0.0
47	PT Asuransi Purna Ariatugraha	12.2	0.0	0.0	0.0	0.0	0.0	0.0	12.2	0.0	0.0	12.2
48	PT Asuransi Raksa Pratikara	0.0	0.0	0.0	0.0	0.0	0.0	0.0	0.0	0.0	0.0	0.0
49	PT Asuransi Rama Satria Wibawa	0.0	6.8	0.0	0.0	0.0	0.0	0.0	6.8	0.0	0.0	6.8
50	PT Asuransi Ramayana Tbk.	2,148.0	0.0	0.0	0.0	2,139.0	0.0	0.0	9.0	72.0	17.0	(46.0)

No.	NAMA PERUSAHAAN NAME OF COMPANIES	POS LANGSUNG DIRECT BUSINESS	DALAM NEGERI		INWARD		REASURANSI/ REINSURANCE		OUTWARD		KLAIM NETTO NET CLAIMS	CADANGAN KLAIM CLAIM RESERVES		BEBAN KLAIM CLAIMS INCURRED
			DALAM NEGERI DOMESTIC	DALAM NEGERI DOMESTIC	ASEAN ASEAN	ABROAD	LAINNYA OTHERS	DALAM NEGERI DOMESTIC	ASEAN ASEAN	ABROAD		Lainnya OTHERS	TAHUN LALU PAST YEAR	
(1)	(2)	(3)	(4)	(5)	(6)	(7)	(8)	(9)	(10)	(11)	(12)	(13)	(14)	
51	PT Asuransi Raya	0.0	0.0	0.0	0.0	0.0	0.0	0.0	0.0	0.0	0.0	0.0	0.0	
52	PT Asuransi Reapital	0.0	0.0	0.0	0.0	0.0	0.0	0.0	0.0	0.0	0.0	0.0	0.0	
53	PT Asuransi Reliance Indonesia	0.0	0.0	0.0	0.0	0.0	0.0	0.0	0.0	0.0	0.0	0.0	0.0	
54	PT Sarana Lindung Upaya	0.0	3.6	0.0	0.0	0.0	0.0	0.0	0.0	0.0	3.6	0.0	3.6	
55	PT Asuransi Sinar Mas	0.0	0.0	0.0	0.0	0.0	0.0	0.0	0.0	0.0	0.0	0.0	0.0	
56	PT Maskapai Asuransi Sonwells	0.0	0.0	0.0	0.0	0.0	0.0	0.0	0.0	0.0	0.0	0.0	0.0	
57	PT Asuransi SumitOto	0.0	0.0	0.0	0.0	0.0	0.0	0.0	0.0	0.0	0.0	0.0	0.0	
58	PT Staco Mandiri	0.0	0.0	0.0	0.0	0.0	0.0	0.0	0.0	0.0	0.0	0.0	0.0	
59	PT Asuransi Tri Pakarta	0.0	0.0	0.0	0.0	0.0	0.0	0.0	0.0	0.0	0.0	0.0	0.0	
60	PT Asuransi Tuju Kresna Pratama	1,193.1	0.0	0.0	0.0	1,113.2	0.0	0.0	79.9	15.7	16.9	81.1	81.1	
61	PT Asuransi Takaful Umum	0.0	0.0	0.0	0.0	0.0	0.0	0.0	0.0	0.0	0.0	0.0	0.0	
62	PT Tuju Pratama Indonesia	5,985.1	655.7	1,146.4	0.0	2,740.9	1,165.2	1,602.6	2,276.5	2,497.6	2,588.7	2,369.6	2,369.6	
63	PT Victoria Insurance	0.0	0.0	0.0	0.0	0.0	0.0	0.0	0.0	0.0	0.0	0.0	0.0	
64	PT Asuransi Vici	0.0	0.0	0.0	0.0	0.0	0.0	0.0	0.0	0.0	0.0	0.0	0.0	
65	PT Asuransi Wahana Tata	1,638.0	0.0	0.0	0.0	1,441.7	216.0	0.0	(19.7)	667.2	193.0	(483.9)	(483.9)	
66	PT Asuransi Wisamekar Handayani	0.0	0.0	0.0	0.0	0.0	0.0	0.0	0.0	0.0	0.0	0.0	0.0	
67	PT Asuransi Mitra Pelindung Musikla 'new	0.0	0.0	0.0	0.0	0.0	0.0	0.0	0.0	0.0	0.0	0.0	0.0	
JUMLAH/ SUB TOTAL			1,977,027.3	11,241.9	1,146.4	10,928.7	303,112.1	1,381.2	1,676,750.9	19,100.1	6,642.8	17,804.1	30,261.4	
PATUNGAN / JOINT VENTURE :														
1	PT ACE INA Insurance	0.0	0.0	0.0	0.0	0.0	0.0	0.0	0.0	0.0	0.0	0.0	0.0	
2	PT Asuransi Allianz Utama Indonesia	0.0	0.0	0.0	0.0	0.0	0.0	0.0	0.0	0.0	0.0	0.0	0.0	
3	PT Asuransi Axa Indonesia	0.0	0.0	0.0	0.0	0.0	0.0	0.0	0.0	0.0	0.0	0.0	0.0	
4	PT Bess Central Insurance	0.0	0.0	0.0	0.0	0.0	0.0	0.0	0.0	0.0	0.0	0.0	0.0	
5	PT Chartis Insurance Indonesia	0.0	0.0	0.0	0.0	0.0	0.0	0.0	0.0	0.0	0.0	0.0	0.0	
6	PT China Talping Insurance Indonesia	0.0	0.0	0.0	0.0	0.0	0.0	0.0	0.0	0.0	0.0	0.0	0.0	
7	PT Asuransi CHUBB Indonesia	0.0	0.0	0.0	0.0	0.0	0.0	0.0	0.0	0.0	0.0	0.0	0.0	
8	PT Asuransi Hanjin Korindo	0.0	0.0	0.0	0.0	0.0	0.0	0.0	0.0	0.0	0.0	0.0	0.0	
9	PT KSK Insurance Indonesia	0.0	0.0	0.0	0.0	0.0	0.0	0.0	0.0	0.0	0.0	0.0	0.0	
10	PT LIG Insurance Indonesia	0.0	0.0	0.0	0.0	0.0	0.0	0.0	0.0	0.0	0.0	0.0	0.0	
11	PT IMAA General Insurance	0.0	0.0	0.0	0.0	0.0	0.0	0.0	0.0	0.0	0.0	0.0	0.0	
12	PT Asuransi Mandiri Axa General Indonesia	0.0	0.0	0.0	0.0	0.0	0.0	0.0	0.0	0.0	0.0	0.0	0.0	
13	PT Asuransi MSIG Indonesia	0.0	0.0	0.0	0.0	0.0	0.0	0.0	0.0	0.0	0.0	0.0	0.0	
14	PT Asuransi Nipponkoa Indonesia	0.0	0.0	0.0	0.0	0.0	0.0	0.0	0.0	0.0	0.0	0.0	0.0	
15	PT Asuransi QBE Pool Indonesia	0.0	0.0	0.0	0.0	0.0	0.0	0.0	0.0	0.0	0.0	0.0	0.0	
16	PT Asuransi Samsung Tuju	0.0	0.0	0.0	0.0	0.0	0.0	0.0	0.0	0.0	0.0	0.0	0.0	
17	PT Sampo Japan Insurance Indonesia	0.0	0.0	0.0	0.0	0.0	0.0	0.0	0.0	0.0	0.0	0.0	0.0	
18	PT Asuransi Tokio Marine Indonesia	0.0	0.0	0.0	0.0	0.0	0.0	0.0	0.0	0.0	0.0	0.0	0.0	
19	PT Zurich Insurance Indonesia	0.0	0.0	0.0	0.0	0.0	0.0	0.0	0.0	0.0	0.0	0.0	0.0	
JUMLAH/ SUB TOTAL			0.0	0.0	0.0	0.0	0.0	0.0	0.0	0.0	0.0	0.0	0.0	
REASURANSI/ REINSURANCE :														
1	PT Reasuransi Internasional Indonesia	0.0	8,852.0	32.6	1,650.6	0.0	0.0	0.0	10,635.2	2,239.6	3,010.2	11,305.8	11,305.8	
2	PT Maskapai Reasuransi Indonesia	0.0	1,937.2	0.0	0.0	0.0	0.0	0.0	1,937.2	25.1	87.8	2,000.0	2,000.0	
3	PT Reasuransi Nasional Indonesia	0.0	55.0	0.0	0.0	0.0	0.0	0.0	55.0	67.0	0.0	0.0	(12.0)	
4	PT Tuju Reasuransi Indonesia	0.0	7,034.8	0.0	0.0	0.0	0.0	0.0	7,034.8	1,695.3	3,460.6	8,800.1	8,800.1	
JUMLAH/ SUB TOTAL			0.0	17,879.0	32.6	1,650.6	0.0	0.0	19,562.2	4,026.9	6,558.6	22,093.9	22,093.9	
JUMLAH SELURUHNYA			1,977,027.3	29,120.9	1,179.0	12,579.4	303,112.1	1,381.2	1,676,750.9	38,862.3	10,669.6	24,362.6	52,355.3	
GRAND TOTAL														

Keterangan / notes :  
\*) Tidak menyampaikan Laporan/Have Not Submitted Annual Report  
\*\*) Telah dicabut izin usaha Tahun 2012/licenses have been revoked

TABEL : 2.12.6/TABLE : 2.12.6  
KLAIM USAHA ASURANSI UMUM DAN REASURANSI TAHUN 2012  
CLAIMS OF GENERAL INSURANCE AND REINSURANCE BUSINESS IN 2012  
Lini Usaha : Sateit  
Line of Business : Satellite

(1)	(2)	(3)	(4)		(5)		(6)		(7)		(8)		(9)	(10)		(11)		(12)	(13)		
			DALAM NEGERI		INWARD		REASURANSI / REINSURANCE		OUTWARD		DALAM NEGERI			ASEAN		KLAİM NETTO				CADANGAN KLAİM	
			DOMESTIC	ASEAN	ASEAN	ABROAD	ASEAN	ABROAD	ASEAN	ABROAD	ASEAN	ABROAD		ASEAN	ABROAD	NET CLAIMS	TAHUN LALU			PAST YEAR	CLAIMS RESERVES
SWASTA NASIONAL / PRIVATE :																					
1	PT Asuransi Adira Dinamika	0.0	0.0	0.0	0.0	0.0	0.0	0.0	0.0	0.0	0.0	0.0	0.0	0.0	0.0	0.0	0.0	0.0	0.0		
2	PT Asuransi Afriandio	0.0	0.0	0.0	0.0	0.0	0.0	0.0	0.0	0.0	0.0	0.0	0.0	0.0	0.0	0.0	0.0	0.0	0.0		
3	PT Ariflagra General Insurance	0.0	0.0	0.0	0.0	0.0	0.0	0.0	0.0	0.0	0.0	0.0	0.0	0.0	0.0	0.0	0.0	0.0	0.0		
4	PT Asuransi Asoka Mas	0.0	0.0	0.0	0.0	0.0	0.0	0.0	0.0	0.0	0.0	0.0	0.0	0.0	0.0	0.0	0.0	0.0	0.0		
5	PT Asuransi Asira Buana	0.0	0.0	0.0	0.0	0.0	0.0	0.0	0.0	0.0	0.0	0.0	0.0	0.0	0.0	0.0	0.0	0.0	0.0		
6	PT Avriest General Insurance	0.0	0.0	0.0	0.0	0.0	0.0	0.0	0.0	0.0	0.0	0.0	0.0	0.0	0.0	0.0	0.0	0.0	0.0		
7	PT Asuransi Bangun Askrida	0.0	0.0	0.0	0.0	0.0	0.0	0.0	0.0	0.0	0.0	0.0	0.0	0.0	0.0	0.0	0.0	0.0	0.0		
8	PT Batavia Mitrajama Insurance	0.0	0.0	0.0	0.0	0.0	0.0	0.0	0.0	0.0	0.0	0.0	0.0	0.0	0.0	0.0	0.0	0.0	0.0		
9	PT Berdikari Insurance	0.0	0.0	0.0	0.0	0.0	0.0	0.0	0.0	0.0	0.0	0.0	0.0	0.0	0.0	0.0	0.0	0.0	0.0		
10	PT Asuransi Bhakti Bhayangkara	0.0	0.0	0.0	0.0	0.0	0.0	0.0	0.0	0.0	0.0	0.0	0.0	0.0	0.0	0.0	0.0	0.0	0.0		
11	PT Asuransi Bina Dana Arta Tbk	0.0	0.0	0.0	0.0	0.0	0.0	0.0	0.0	0.0	0.0	0.0	0.0	0.0	0.0	0.0	0.0	0.0	0.0		
12	PT Asuransi Binagriya Upakara	0.0	0.0	0.0	0.0	0.0	0.0	0.0	0.0	0.0	0.0	0.0	0.0	0.0	0.0	0.0	0.0	0.0	0.0		
13	PT Asuransi Bintang Tbk	0.0	0.0	0.0	0.0	0.0	0.0	0.0	0.0	0.0	0.0	0.0	0.0	0.0	0.0	0.0	0.0	0.0	0.0		
14	PT Asuransi Bosowa Perisikop	0.0	0.0	0.0	0.0	0.0	0.0	0.0	0.0	0.0	0.0	0.0	0.0	0.0	0.0	0.0	0.0	0.0	0.0		
15	PT Asuransi Brinqin Sejathera Artamakmur	0.0	0.0	0.0	0.0	0.0	0.0	0.0	0.0	0.0	0.0	0.0	0.0	0.0	0.0	0.0	0.0	0.0	0.0		
16	PT Asuransi Buana Independent	0.0	0.0	0.0	0.0	0.0	0.0	0.0	0.0	0.0	0.0	0.0	0.0	0.0	0.0	0.0	0.0	0.0	0.0		
17	PT Asuransi Umum Bumputera Muda 1967	0.0	0.0	0.0	0.0	0.0	0.0	0.0	0.0	0.0	0.0	0.0	0.0	0.0	0.0	0.0	0.0	0.0	0.0		
18	PT Asuransi Central Asia	0.0	0.0	0.0	0.0	0.0	0.0	0.0	0.0	0.0	0.0	0.0	0.0	0.0	0.0	0.0	0.0	0.0	0.0		
19	PT Central Sejahtera Insurance	0.0	0.0	0.0	0.0	0.0	0.0	0.0	0.0	0.0	0.0	0.0	0.0	0.0	0.0	0.0	0.0	0.0	0.0		
20	PT Citra International Underwriters	0.0	0.0	0.0	0.0	0.0	0.0	0.0	0.0	0.0	0.0	0.0	0.0	0.0	0.0	0.0	0.0	0.0	0.0		
21	PT Asuransi Davin Mitra. Tbk.	0.0	0.0	0.0	0.0	0.0	0.0	0.0	0.0	0.0	0.0	0.0	0.0	0.0	0.0	0.0	0.0	0.0	0.0		
22	PT Asuransi Eka Lloyd Jaya	0.0	0.0	0.0	0.0	0.0	0.0	0.0	0.0	0.0	0.0	0.0	0.0	0.0	0.0	0.0	0.0	0.0	0.0		
23	PT Asuransi Ekspor Indonesia (Persero)	0.0	0.0	0.0	0.0	0.0	0.0	0.0	0.0	0.0	0.0	0.0	0.0	0.0	0.0	0.0	0.0	0.0	0.0		
24	PT Asuransi Harta Aman Pratama Tbk.	0.0	0.0	0.0	0.0	0.0	0.0	0.0	0.0	0.0	0.0	0.0	0.0	0.0	0.0	0.0	0.0	0.0	0.0		
25	PT Asuransi Himalaya Peleindung	0.0	0.0	0.0	0.0	0.0	0.0	0.0	0.0	0.0	0.0	0.0	0.0	0.0	0.0	0.0	0.0	0.0	0.0		
26	PT Asuransi Indrapura	0.0	0.0	0.0	0.0	0.0	0.0	0.0	0.0	0.0	0.0	0.0	0.0	0.0	0.0	0.0	0.0	0.0	0.0		
27	PT Asuransi Intra Asia	0.0	0.0	0.0	0.0	0.0	0.0	0.0	0.0	0.0	0.0	0.0	0.0	0.0	0.0	0.0	0.0	0.0	0.0		
28	PT MNC Asuransi Indonesia	0.0	0.0	0.0	0.0	0.0	0.0	0.0	0.0	0.0	0.0	0.0	0.0	0.0	0.0	0.0	0.0	0.0	0.0		
29	PT Asuransi Jasa Indonesia (Persero)	0.0	0.0	0.0	0.0	0.0	0.0	0.0	0.0	0.0	0.0	0.0	0.0	0.0	0.0	0.0	0.0	0.0	0.0		
30	PT Asuransi Jasa Raharja Putera	0.0	0.0	0.0	0.0	0.0	0.0	0.0	0.0	0.0	0.0	0.0	0.0	0.0	0.0	0.0	0.0	0.0	0.0		
31	PT Asuransi Jasa Tania Tbk.	0.0	0.0	0.0	0.0	0.0	0.0	0.0	0.0	0.0	0.0	0.0	0.0	0.0	0.0	0.0	0.0	0.0	528.8		
32	PT Asuransi Jaya Proteksi	0.0	0.0	0.0	0.0	0.0	0.0	0.0	0.0	0.0	0.0	0.0	0.0	0.0	0.0	0.0	0.0	0.0	0.0		
33	PT Jaya Proteksi Takatuli	0.0	0.0	0.0	0.0	0.0	0.0	0.0	0.0	0.0	0.0	0.0	0.0	0.0	0.0	0.0	0.0	0.0	0.0		
34	PT Asuransi Kayamas Sentralindo *)	0.0	0.0	0.0	0.0	0.0	0.0	0.0	0.0	0.0	0.0	0.0	0.0	0.0	0.0	0.0	0.0	0.0	0.0		
35	PT Asuransi Kredit Indonesia (Persero)	0.0	0.0	0.0	0.0	0.0	0.0	0.0	0.0	0.0	0.0	0.0	0.0	0.0	0.0	0.0	0.0	0.0	0.0		
36	PT Lippo General Insurance Tbk.	0.0	0.0	0.0	0.0	0.0	0.0	0.0	0.0	0.0	0.0	0.0	0.0	0.0	0.0	0.0	0.0	0.0	0.0		
37	PT Asuransi Mapark Indonesia	0.0	0.0	0.0	0.0	0.0	0.0	0.0	0.0	0.0	0.0	0.0	0.0	0.0	0.0	0.0	0.0	0.0	0.0		
38	PT Malacca Trust Wulunggan Insurance	0.0	0.0	0.0	0.0	0.0	0.0	0.0	0.0	0.0	0.0	0.0	0.0	0.0	0.0	0.0	0.0	0.0	0.0		
39	PT Asuransi Umum Mega	0.0	0.0	0.0	0.0	0.0	0.0	0.0	0.0	0.0	0.0	0.0	0.0	0.0	0.0	0.0	0.0	0.0	0.0		
40	PT Asuransi Mega Pratama	0.0	0.0	0.0	0.0	0.0	0.0	0.0	0.0	0.0	0.0	0.0	0.0	0.0	0.0	0.0	0.0	0.0	0.0		
41	PT Asuransi Mitra Maparya	0.0	0.0	0.0	0.0	0.0	0.0	0.0	0.0	0.0	0.0	0.0	0.0	0.0	0.0	0.0	0.0	0.0	0.0		
42	PT Asuransi Multi Artha Guna	0.0	0.0	0.0	0.0	0.0	0.0	0.0	0.0	0.0	0.0	0.0	0.0	0.0	0.0	0.0	0.0	0.0	0.0		
43	PT Pan Pacific Insurance	0.0	0.0	0.0	0.0	0.0	0.0	0.0	0.0	0.0	0.0	0.0	0.0	0.0	0.0	0.0	0.0	0.0	0.0		
44	PT Pan Pacific Insurance Tbk.	0.0	0.0	0.0	0.0	0.0	0.0	0.0	0.0	0.0	0.0	0.0	0.0	0.0	0.0	0.0	0.0	0.0	0.0		
45	PT Asuransi Papilamas	0.0	0.0	0.0	0.0	0.0	0.0	0.0	0.0	0.0	0.0	0.0	0.0	0.0	0.0	0.0	0.0	0.0	0.0		
46	PT Asuransi Puri Asih **)	0.0	0.0	0.0	0.0	0.0	0.0	0.0	0.0	0.0	0.0	0.0	0.0	0.0	0.0	0.0	0.0	0.0	0.0		
47	PT Asuransi Purna Altanugraha	0.0	0.0	0.0	0.0	0.0	0.0	0.0	0.0	0.0	0.0	0.0	0.0	0.0	0.0	0.0	0.0	0.0	0.0		
48	PT Asuransi Raksa Pratikara	0.0	0.0	0.0	0.0	0.0	0.0	0.0	0.0	0.0	0.0	0.0	0.0	0.0	0.0	0.0	0.0	0.0	0.0		
49	PT Asuransi Rama Saira Wibawa	0.0	0.0	0.0	0.0	0.0	0.0	0.0	0.0	0.0	0.0	0.0	0.0	0.0	0.0	0.0	0.0	0.0	0.0		
50	PT Asuransi Ramayana Tbk.	0.0	0.0	0.0	0.0	0.0	0.0	0.0	0.0	0.0	0.0	0.0	0.0	0.0	0.0	0.0	0.0	0.0	0.0		



No.	NAMA PERUSAHAAN NAME OF COMPANIES	POS LANGSUNG DIRECT BUSINESS		DALAM NEGERI DOMESTIC		ABROAD		REASURANSI / REINSURANCE		KADANGAN KLAIM CLAIM RESERVES			
		DALAM NEGERI DOMESTIC		ABROAD		DALAM NEGERI DOMESTIC		OUTWARD		KLAIM NETTO NET CLAIMS	TAHUN BERJALAN PAST YEAR		BEBAN KLAIM CLAIMS INCURRED
		(3)	(4)	(5)	(6)	(7)	(8)	(9)	(10)		(11)	(12)	
(1)	(2)	(3)	(4)	(5)	(6)	(7)	(8)	(9)	(10)	(11)	(12)	(13)	
51	PT Asuransi Rava	0.0	0.0	0.0	0.0	0.0	0.0	0.0	0.0	0.0	0.0	0.0	
52	PT Asuransi Recaptial	0.0	0.0	0.0	0.0	0.0	0.0	0.0	0.0	0.0	0.0	0.0	
53	PT Asuransi Reliance Indonesia	0.0	0.0	0.0	0.0	0.0	0.0	0.0	0.0	0.0	0.0	0.0	
54	PT Sarana Lindung Upaya	0.0	0.0	0.0	0.0	0.0	0.0	0.0	0.0	0.0	0.0	0.0	
55	PT Asuransi Sinar Mas	0.0	0.0	0.0	0.0	0.0	0.0	0.0	0.0	0.0	0.0	0.0	
56	PT Maskapai Asuransi Sonowalis	0.0	0.0	0.0	0.0	0.0	0.0	0.0	0.0	0.0	0.0	0.0	
57	PT Asuransi Sumit Oto	0.0	0.0	0.0	0.0	0.0	0.0	0.0	0.0	0.0	0.0	0.0	
58	PT Sico Mandiri	0.0	0.0	0.0	0.0	0.0	0.0	0.0	0.0	0.0	0.0	0.0	
59	PT Asuransi Tri Pakarta	0.0	0.0	0.0	0.0	0.0	0.0	0.0	0.0	0.0	0.0	0.0	
60	PT Asuransi Tugu Kresna Pratama	0.0	0.0	0.0	0.0	0.0	0.0	0.0	0.0	0.0	0.0	0.0	
61	PT Asuransi Takaful Umum	0.0	0.0	0.0	0.0	0.0	0.0	0.0	0.0	0.0	0.0	0.0	
62	PT Tugu Pratama Indonesia	0.0	0.0	0.0	0.0	0.0	0.0	0.0	0.0	0.0	0.0	0.0	
63	PT Victoria Insurance	0.0	0.0	0.0	0.0	0.0	0.0	0.0	0.0	0.0	0.0	0.0	
64	PT Asuransi Vidai	0.0	0.0	0.0	0.0	0.0	0.0	0.0	0.0	0.0	0.0	0.0	
65	PT Asuransi Wahana Tata	0.0	0.0	0.0	0.0	0.0	0.0	0.0	0.0	0.0	0.0	0.0	
66	PT Asuransi Wanamekar Handayani	0.0	0.0	0.0	0.0	0.0	0.0	0.0	0.0	0.0	0.0	0.0	
67	PT Asuransi Mitra Peleindung Muslitka *new	0.0	0.0	0.0	0.0	0.0	0.0	0.0	0.0	0.0	0.0	0.0	
JUMLAH / SUB TOTAL		0.0	528.8	0.0	0.0	0.0	0.0	0.0	528.8	0.0	0.0	528.8	
PATUNGAN / JOINT VENTURE :													
1	PT ACE INA Insurance	0.0	0.0	0.0	0.0	0.0	0.0	0.0	0.0	0.0	0.0	0.0	
2	PT Asuransi Allianz Utama Indonesia	0.0	0.0	0.0	0.0	0.0	0.0	0.0	0.0	0.0	0.0	0.0	
3	PT Asuransi Axa Indonesia	0.0	0.0	0.0	0.0	0.0	0.0	0.0	0.0	0.0	0.0	0.0	
4	PT Beas Central Insurance	0.0	0.0	0.0	0.0	0.0	0.0	0.0	0.0	0.0	0.0	0.0	
5	PT Charis Insurance Indonesia	0.0	0.0	0.0	0.0	0.0	0.0	0.0	0.0	0.0	0.0	0.0	
6	PT China Taiping Insurance Indonesia	0.0	0.0	0.0	0.0	0.0	0.0	0.0	0.0	0.0	0.0	0.0	
7	PT Asuransi CHUBB Indonesia	0.0	0.0	0.0	0.0	0.0	0.0	0.0	0.0	0.0	0.0	0.0	
8	PT Asuransi Hanjin Korindo	0.0	0.0	0.0	0.0	0.0	0.0	0.0	0.0	0.0	0.0	0.0	
9	PT KSK Insurance Indonesia	0.0	0.0	0.0	0.0	0.0	0.0	0.0	0.0	0.0	0.0	0.0	
10	PT LUC Insurance Indonesia	0.0	0.0	0.0	0.0	0.0	0.0	0.0	0.0	0.0	0.0	0.0	
11	PT MAA General Insurance	0.0	0.0	0.0	0.0	0.0	0.0	0.0	0.0	0.0	0.0	0.0	
12	PT Asuransi Mandiri Axa General Indonesia	0.0	0.0	0.0	0.0	0.0	0.0	0.0	0.0	0.0	0.0	0.0	
13	PT Asuransi MSIG Indonesia	0.0	0.0	0.0	0.0	0.0	0.0	0.0	0.0	0.0	0.0	0.0	
14	PT Asuransi Nipponkoa Indonesia	0.0	0.0	0.0	0.0	0.0	0.0	0.0	0.0	0.0	0.0	0.0	
15	PT Asuransi QBE Pool Indonesia	0.0	0.0	0.0	0.0	0.0	0.0	0.0	0.0	0.0	0.0	0.0	
16	PT Asuransi Samsung Tugu	0.0	0.0	0.0	0.0	0.0	0.0	0.0	0.0	0.0	0.0	0.0	
17	PT Sampo Japan Insurance Indonesia	0.0	0.0	0.0	0.0	0.0	0.0	0.0	0.0	0.0	0.0	0.0	
18	PT Asuransi Tokio Marine Indonesia	0.0	0.0	0.0	0.0	0.0	0.0	0.0	0.0	0.0	0.0	0.0	
19	PT Zurich Insurance Indonesia	0.0	0.0	0.0	0.0	0.0	0.0	0.0	0.0	0.0	0.0	0.0	
JUMLAH / SUB TOTAL		0.0	0.0	0.0	0.0	0.0	0.0	0.0	0.0	0.0	0.0	0.0	
REASURANSI / REINSURANCE :													
1	PT Reasuransi Internasional Indonesia	0.0	0.0	0.0	0.0	0.0	0.0	0.0	0.0	0.0	0.0	0.0	
2	PT Maskapai Reasuransi Indonesia	0.0	0.0	0.0	0.0	0.0	0.0	0.0	0.0	0.0	0.0	0.0	
3	PT Reasuransi Nasional Indonesia	0.0	2,399.0	0.0	0.0	0.0	0.0	0.0	2,399.0	0.0	0.0	2,399.0	
4	PT Tugu Reasuransi Indonesia	0.0	0.0	0.0	0.0	0.0	0.0	0.0	0.0	0.0	0.0	0.0	
JUMLAH / SUB TOTAL		0.0	2,399.0	0.0	0.0	0.0	0.0	0.0	2,399.0	0.0	0.0	2,399.0	
JUMLAH SELURUHNYA													
GRAND TOTAL		0.0	2,927.8	0.0	0.0	0.0	0.0	0.0	2,927.8	0.0	0.0	2,927.8	

Keterangan / notes :

\*) Tidak menyampaikan LaporanHave Not Submitted Annual Report  
\*\*) Telah dicabut izin usaha Tahun 2012/licenses have been revoked

TABEL 2.12.7/TABLE 2.12.7  
KLAIM USAHA ASURANSI UMUM DAN REASURANSI TAHUN 2012  
CLAIMS OF GENERAL INSURANCE AND REINSURANCE BUSINESS IN 2012

Lini Usaha : Energi Darat  
Line of Business : Energy On Shore

(1)	(2)	(3)	REASURANSI/ REINSURANCE		(6)	(7)	OUTWARD		(9)	(10)	CADANGAN KLAIM		(13)
			DALAM NEGERI DOMESTIC	POS LANGSUNG DIRECT BUSINESS			INWARD	DALAM NEGERI DOMESTIC			ASEAN	ABROAD	
(1)	(2)	(3)	(4)	(5)	(6)	(7)	(8)	(9)	(10)	(11)	(12)	(13)	
SWASTA NASIONAL / PRIVATE :													
1	PT Asuransi Adira Dinamika	0.0	0.0	0.0	0.0	0.0	0.0	0.0	0.0	0.0	0.0	0.0	0.0
2	PT Asuransi Arianindo	0.0	0.0	0.0	0.0	0.0	0.0	0.0	0.0	0.0	0.0	0.0	0.0
3	PT Artigra General Insurance	0.0	0.0	0.0	0.0	0.0	0.0	0.0	0.0	0.0	0.0	0.0	0.0
4	PT Asuransi Asoka Mas	0.0	0.0	0.0	0.0	0.0	0.0	0.0	0.0	0.0	0.0	0.0	0.0
5	PT Asuransi Astira Buana	0.0	0.0	0.0	0.0	0.0	0.0	0.0	0.0	0.0	0.0	0.0	0.0
6	PT Avist General Insurance	0.0	0.0	0.0	0.0	0.0	0.0	0.0	0.0	0.0	0.0	0.0	0.0
7	PT Asuransi Bangun Askrida	0.0	0.0	0.0	0.0	0.0	0.0	0.0	0.0	0.0	0.0	0.0	0.0
8	PT Batavia Mitra Utama Insurance	0.0	0.0	0.0	0.0	0.0	0.0	0.0	0.0	0.0	0.0	0.0	0.0
9	PT Bedikari Insurance	0.0	0.0	0.0	0.0	0.0	0.0	0.0	0.0	0.0	0.0	0.0	0.0
10	PT Asuransi Bhakti Bhayangkara	0.0	0.0	0.0	0.0	0.0	0.0	0.0	0.0	0.0	0.0	0.0	0.0
11	PT Asuransi Bina Dana Arta Tbk	0.0	0.0	0.0	0.0	0.0	0.0	0.0	0.0	0.0	0.0	0.0	0.0
12	PT Asuransi Binagriya Upakara	0.0	0.0	0.0	0.0	0.0	0.0	0.0	0.0	0.0	0.0	0.0	0.0
13	PT Asuransi Bintang Tbk	0.0	0.0	0.0	0.0	0.0	0.0	0.0	0.0	0.0	0.0	0.0	0.0
14	PT Asuransi Bosowa Periscope	0.0	0.0	0.0	0.0	0.0	0.0	0.0	0.0	0.0	0.0	0.0	0.0
15	PT Asuransi Brinjin Segahtera Artamakmur	0.0	0.0	0.0	0.0	0.0	0.0	0.0	0.0	0.0	0.0	0.0	0.0
16	PT Asuransi Buana Independent	0.0	0.0	0.0	0.0	0.0	0.0	0.0	0.0	0.0	0.0	0.0	0.0
17	PT Asuransi Umum Bumiputera Muda 1967	0.0	0.0	0.0	0.0	0.0	0.0	0.0	0.0	0.0	0.0	0.0	0.0
18	PT Asuransi Central Asia	0.0	0.0	0.0	0.0	0.0	0.0	0.0	0.0	0.0	0.0	0.0	0.0
19	PT Central Sejahtera Insurance	0.0	0.0	0.0	0.0	0.0	0.0	0.0	0.0	0.0	0.0	0.0	0.0
20	PT Citra International Underwriters	0.0	0.0	0.0	0.0	0.0	0.0	0.0	0.0	0.0	0.0	0.0	0.0
21	PT Asuransi Davin Mitra Tbk	0.0	0.0	0.0	0.0	0.0	0.0	0.0	0.0	0.0	0.0	0.0	0.0
22	PT Asuransi Eka Lloyd Jaya	0.0	0.0	0.0	0.0	0.0	0.0	0.0	0.0	0.0	0.0	0.0	0.0
23	PT Asuransi Ekspor Indonesia (Persero)	0.0	0.0	0.0	0.0	0.0	0.0	0.0	0.0	0.0	0.0	0.0	0.0
24	PT Asuransi Harta Aman Pratama Tbk	0.0	0.0	0.0	0.0	0.0	0.0	0.0	0.0	0.0	0.0	0.0	0.0
25	PT Asuransi Himalaya Peindung	0.0	0.0	0.0	0.0	0.0	0.0	0.0	0.0	0.0	0.0	0.0	0.0
26	PT Asuransi Indrapura	0.0	0.0	0.0	0.0	0.0	0.0	0.0	0.0	0.0	0.0	0.0	0.0
27	PT Asuransi Intra Asia	0.0	0.0	0.0	0.0	0.0	0.0	0.0	0.0	0.0	0.0	0.0	0.0
28	PT MNC Asuransi Indonesia	0.0	0.0	0.0	0.0	0.0	0.0	0.0	0.0	0.0	0.0	0.0	0.0
29	PT Asuransi Jasa Indonesia (Persero)	6,947.6	4,314.9	14.2	14.2	0.0	0.0	15,610.5	(4,334.2)	16,852.0	18,511.3	(2,675.0)	
30	PT Asuransi Jasa Rahajaya Putera	0.0	0.0	0.0	0.0	0.0	0.0	0.0	0.0	0.0	0.0	0.0	0.0
31	PT Asuransi Jasa Tania Tbk	0.0	0.0	0.0	0.0	0.0	0.0	0.0	0.0	0.0	0.0	0.0	0.0
32	PT Asuransi Jaya Proteksi	0.0	0.0	0.0	0.0	0.0	0.0	0.0	0.0	0.0	0.0	0.0	0.0
33	PT Jaya Proteksi Takatuli	0.0	0.0	0.0	0.0	0.0	0.0	0.0	0.0	0.0	0.0	0.0	0.0
34	PT Asuransi Karyamas Sentralindo *)	0.0	0.0	0.0	0.0	0.0	0.0	0.0	0.0	0.0	0.0	0.0	0.0
35	PT Asuransi Kredit Indonesia (Persero)	0.0	0.0	0.0	0.0	0.0	0.0	0.0	0.0	0.0	0.0	0.0	0.0
36	PT Lippo General Insurance Tbk	0.0	0.0	0.0	0.0	0.0	0.0	0.0	0.0	0.0	0.0	0.0	0.0
37	PT Asuransi Mapark Indonesia	0.0	0.0	0.0	0.0	0.0	0.0	0.0	0.0	0.0	0.0	0.0	0.0
38	PT Malacca Trust Wulunggan Insurance	0.0	3.7	0.0	0.0	0.0	0.0	0.0	3.7	0.0	0.0	0.0	3.7
39	PT Asuransi Umum Mega	0.0	0.0	0.0	0.0	0.0	0.0	0.0	0.0	0.0	0.0	0.0	0.0
40	PT Asuransi Mega Pratama	0.0	0.0	0.0	0.0	0.0	0.0	0.0	0.0	0.0	0.0	0.0	0.0
41	PT Asuransi Mitra Mepariya	0.0	0.0	0.0	0.0	0.0	0.0	0.0	0.0	0.0	0.0	0.0	0.0
42	PT Asuransi Multi Arta Guna	0.0	0.0	0.0	0.0	0.0	0.0	0.0	0.0	0.0	0.0	0.0	0.0
43	PT Pan Pacific Insurance	0.0	0.0	0.0	0.0	0.0	0.0	0.0	0.0	0.0	0.0	0.0	0.0
44	PT Pan Pacific Insurance Tbk	189.7	0.0	0.0	0.0	66.9	0.3	122.5	1,394.6	1,822.8	1,394.6	(305.6)	
45	PT Asuransi Parolamas	0.0	0.0	0.0	0.0	0.0	0.0	0.0	0.0	0.0	0.0	0.0	0.0
46	PT Asuransi Puri Asih **)	0.0	0.0	0.0	0.0	0.0	0.0	0.0	0.0	0.0	0.0	0.0	0.0
47	PT Asuransi Purna Atanugraha	0.0	0.0	0.0	0.0	0.0	0.0	0.0	0.0	0.0	0.0	0.0	0.0
48	PT Asuransi Raksa Pratikara	0.0	0.0	0.0	0.0	0.0	0.0	0.0	0.0	0.0	0.0	0.0	0.0
49	PT Asuransi Rama Saira Wibawa	0.0	0.0	0.0	0.0	0.0	0.0	0.0	0.0	0.0	0.0	0.0	0.0
50	PT Asuransi Ramayana Tbk	0.0	0.0	0.0	0.0	0.0	0.0	0.0	0.0	0.0	0.0	0.0	0.0

No.	NAMA PERUSAHAAN NAME OF COMPANIES	POS LANGSUNG DIRECT BUSINESS		DALAM NEGERI DOMESTIC		INWARD		REASURANSI / REINSURANCE		OUTWARD		KLAIM NETTO NET CLAIMS		CADANGAN KLAIM CLAIM RESERVES		BEBAN KLAIM CLAIMS INCURRED	
		(3)	(4)	(5)		(6)	(7)		(8)		(9)	(10)	(11)	(12)	(13)	(14)	(15)
				ASEAN	ASEAN		ASEAN	ASEAN	ASEAN	ASEAN							
51	PT Asuransi Raya	0.0	0.0	0.0	0.0	0.0	0.0	0.0	0.0	0.0	0.0	0.0	0.0	0.0	0.0	0.0	0.0
52	PT Asuransi Recapital	0.0	0.0	0.0	0.0	0.0	0.0	0.0	0.0	0.0	0.0	0.0	0.0	0.0	0.0	0.0	0.0
53	PT Asuransi Reliance Indonesia	0.0	0.0	0.0	0.0	0.0	0.0	0.0	0.0	0.0	0.0	0.0	0.0	0.0	0.0	0.0	0.0
54	PT Sarana Lindung Upaya	0.0	0.0	0.0	0.0	0.0	0.0	0.0	0.0	0.0	0.0	0.0	0.0	0.0	0.0	0.0	0.0
55	PT Asuransi Sinar Mas	0.0	0.0	0.0	0.0	0.0	0.0	0.0	0.0	0.0	0.0	0.0	0.0	0.0	0.0	0.0	0.0
56	PT Maskapai Asuransi Sonwells	0.0	0.0	0.0	0.0	0.0	0.0	0.0	0.0	0.0	0.0	0.0	0.0	0.0	0.0	0.0	0.0
57	PT Asuransi Sumit Oto	0.0	0.0	0.0	0.0	0.0	0.0	0.0	0.0	0.0	0.0	0.0	0.0	0.0	0.0	0.0	0.0
58	PT Siaco Mandiri	0.0	0.0	0.0	0.0	0.0	0.0	0.0	0.0	0.0	0.0	0.0	0.0	0.0	0.0	0.0	0.0
59	PT Asuransi Tri Pakarta	0.0	0.0	0.0	0.0	0.0	0.0	0.0	0.0	0.0	0.0	0.0	0.0	0.0	0.0	0.0	0.0
60	PT Asuransi Tugu Kresna Pratama	0.0	0.0	0.0	0.0	0.0	0.0	0.0	0.0	0.0	0.0	0.0	0.0	0.0	0.0	0.0	0.0
61	PT Asuransi Takaful Umum	0.0	0.0	0.0	0.0	0.0	0.0	0.0	0.0	0.0	0.0	0.0	0.0	0.0	0.0	0.0	0.0
62	PT Tugu Pratama Indonesia	810.4	0.0	0.0	0.0	103.7	0.0	0.0	351.2	108.5	247.1	2,368.4	5,700.9	3,589.7			
63	PT Victoria Insurance	0.0	0.0	0.0	0.0	0.0	0.0	0.0	0.0	0.0	0.0	0.0	0.0	0.0	0.0	0.0	0.0
64	PT Asuransi Vici	0.0	0.0	0.0	0.0	0.0	0.0	0.0	0.0	0.0	0.0	0.0	0.0	0.0	0.0	0.0	0.0
65	PT Asuransi Mahana Tata	0.0	0.0	0.0	0.0	0.0	0.0	0.0	0.0	0.0	0.0	0.0	0.0	0.0	0.0	0.0	0.0
66	PT Asuransi Wataneklar Handayani	0.0	0.0	0.0	0.0	0.0	0.0	0.0	0.0	0.0	0.0	0.0	0.0	0.0	0.0	0.0	0.0
67	PT Asuransi Mitra Pelindung Musikla *new	0.0	0.0	0.0	0.0	0.0	0.0	0.0	0.0	0.0	0.0	0.0	0.0	0.0	0.0	0.0	0.0
	<b>JUMLAH / SUB TOTAL</b>	<b>7,947.7</b>	<b>4,318.6</b>	<b>0.0</b>	<b>14.2</b>	<b>171.0</b>	<b>351.5</b>	<b>15,719.0</b>	<b>(3,960.9)</b>	<b>21,033.2</b>	<b>25,606.9</b>	<b>612.8</b>					
PATUNGAN / JOINT VENTURE :																	
1	PT ACE INA Insurance	2,775.0	0.0	0.0	1,738.0	277.0	0.0	2,131.0	2,105.0	8,334.0	3,471.0	(2,758.0)					
2	PT Asuransi Allianz Utama Indonesia	0.0	0.0	0.0	0.0	0.0	0.0	0.0	0.0	0.0	0.0	0.0	0.0	0.0	0.0	0.0	0.0
3	PT Asuransi Axa Indonesia	0.0	0.0	0.0	0.0	0.0	0.0	0.0	0.0	0.0	0.0	0.0	0.0	0.0	0.0	0.0	0.0
4	PT Bess Central Insurance	0.0	0.0	0.0	0.0	0.0	0.0	0.0	0.0	0.0	0.0	0.0	0.0	0.0	0.0	0.0	0.0
5	PT Charis Insurance Indonesia	4,294.7	0.0	0.0	14.8	394.0	48.3	537.7	3,329.5	103.0	103.0	3,329.5					
6	PT China Tailoring Insurance Indonesia	0.0	0.0	0.0	0.0	0.0	0.0	0.0	0.0	0.0	0.0	0.0	0.0	0.0	0.0	0.0	0.0
7	PT Asuransi CHUBB Indonesia	0.0	0.0	0.0	0.0	0.0	0.0	0.0	0.0	0.0	0.0	0.0	0.0	0.0	0.0	0.0	0.0
8	PT Asuransi Hejin Korindo	0.0	0.0	0.0	0.0	0.0	0.0	0.0	0.0	0.0	0.0	0.0	0.0	0.0	0.0	0.0	0.0
9	PT KSK Insurance Indonesia	0.0	0.0	0.0	0.0	0.0	0.0	0.0	0.0	0.0	0.0	0.0	0.0	0.0	0.0	0.0	0.0
10	PT LIG Insurance Indonesia	0.0	0.0	0.0	0.0	0.0	0.0	0.0	0.0	0.0	0.0	0.0	0.0	0.0	0.0	0.0	0.0
11	PT IMAA General Insurance	0.0	0.0	0.0	0.0	0.0	0.0	0.0	0.0	0.0	0.0	0.0	0.0	0.0	0.0	0.0	0.0
12	PT Asuransi Mandiri Axa General Indonesia	0.0	0.0	0.0	0.0	0.0	0.0	0.0	0.0	0.0	0.0	0.0	0.0	0.0	0.0	0.0	0.0
13	PT Asuransi MSIG Indonesia	0.0	0.0	0.0	0.0	0.0	0.0	0.0	0.0	0.0	0.0	0.0	0.0	0.0	0.0	0.0	0.0
14	PT Asuransi Nipponkoa Indonesia	0.0	0.0	0.0	0.0	0.0	0.0	0.0	0.0	0.0	0.0	0.0	0.0	0.0	0.0	0.0	0.0
15	PT Asuransi QBE Pool Indonesia	0.0	0.0	0.0	0.0	0.0	0.0	0.0	0.0	0.0	0.0	0.0	0.0	0.0	0.0	0.0	0.0
16	PT Asuransi Samsung Tugu	0.0	0.0	0.0	0.0	0.0	0.0	0.0	0.0	0.0	0.0	0.0	0.0	0.0	0.0	0.0	0.0
17	PT Sampo-Japan Insurance Indonesia	0.0	0.0	0.0	0.0	0.0	0.0	0.0	0.0	0.0	0.0	0.0	0.0	0.0	0.0	0.0	0.0
18	PT Asuransi Tokio Marine Indonesia	0.0	0.0	0.0	0.0	0.0	0.0	0.0	0.0	0.0	0.0	0.0	0.0	0.0	0.0	0.0	0.0
19	PT Zurich Insurance Indonesia	0.0	0.0	0.0	0.0	0.0	0.0	0.0	0.0	0.0	0.0	0.0	0.0	0.0	0.0	0.0	0.0
	<b>JUMLAH / SUB TOTAL</b>	<b>7,069.7</b>	<b>0.0</b>	<b>0.0</b>	<b>1,752.8</b>	<b>671.0</b>	<b>48.3</b>	<b>2,668.7</b>	<b>5,434.5</b>	<b>8,437.0</b>	<b>3,574.0</b>	<b>571.5</b>					
REASURANSI / REINSURANCE :																	
1	PT Reasuransi International Indonesia	0.0	0.0	0.0	0.0	0.0	0.0	0.0	0.0	0.0	0.0	0.0	0.0	0.0	0.0	0.0	0.0
2	PT Maskapai Reasuransi Indonesia	0.0	0.0	0.0	0.0	0.0	0.0	0.0	0.0	0.0	0.0	0.0	0.0	0.0	0.0	0.0	0.0
3	PT Reasuransi Nasional Indonesia	0.0	0.0	0.0	0.0	0.0	0.0	0.0	0.0	0.0	0.0	0.0	0.0	0.0	0.0	0.0	0.0
4	PT Tugu Reasuransi Indonesia	0.0	0.0	0.0	0.0	0.0	0.0	0.0	0.0	0.0	0.0	0.0	0.0	0.0	0.0	0.0	0.0
	<b>JUMLAH / SUB TOTAL</b>	<b>0.0</b>	<b>0.0</b>	<b>0.0</b>	<b>0.0</b>	<b>0.0</b>	<b>0.0</b>	<b>0.0</b>	<b>0.0</b>	<b>0.0</b>	<b>0.0</b>	<b>0.0</b>	<b>0.0</b>	<b>0.0</b>	<b>0.0</b>	<b>0.0</b>	<b>0.0</b>
	<b>JUMLAH SELURUHNYA</b>	<b>15,017.4</b>	<b>4,318.6</b>	<b>0.0</b>	<b>1,767.0</b>	<b>841.9</b>	<b>399.8</b>	<b>18,387.7</b>	<b>1,473.5</b>	<b>29,470.2</b>	<b>29,180.9</b>	<b>1,184.3</b>					
	<b>GRAND TOTAL</b>																

Keterangan / notes :

\*) Tidak menyampaikan LaporanHave Not Submitted Annual Report

\*\*) Telah dicabut Izin usaha Tahun 2012/licenses have been revoked

TABEL 2.12.8/TABLE 2.12.8  
KLAIM USAHA ASURANSI UMUM DAN REASURANSI TAHUN 2012  
CLAIMS OF GENERAL INSURANCE AND REINSURANCE BUSINESS IN 2012

Lini Usaha : Energi Lepas Pantai  
Line of Business : Energy Off Shore

(1)	(2)	(3)	REASURANSI/ REINSURANCE		(6)	(7)	OUTWARD		(9)	CADANGAN KLAIM		(13)	
			DALAM NEGERI DOMESTIC	LAINNYA OTHERS			ASEAN	ABROAD		TAHUN LALU PAST YEAR	TAHUN BERJALAN PAST YEAR		BEBAN KLAIM CLAIMS INCURRED
No.	NAMA PERUSAHAAN NAME OF COMPANIES	POS LANGSUNG DIRECT BUSINESS	DALAM NEGERI DOMESTIC	INWARD ASEAN ASEAN	ABROAD LAINNYA OTHERS	DALAM NEGERI DOMESTIC	ASEAN ASEAN	ABROAD	Lainnya OTHERS	KLAIM NETTO NET CLAIMS	TAHUN LALU PAST YEAR	TAHUN BERJALAN PAST YEAR	BEBAN KLAIM CLAIMS INCURRED
SWASTA NASIONAL / PRIVATE :													
1	PT Asuransi Adira Dinamika	0,0	0,0	0,0	0,0	0,0	0,0	0,0	0,0	0,0	0,0	0,0	0,0
2	PT Asuransi Arianindo	0,0	0,0	0,0	0,0	0,0	0,0	0,0	0,0	0,0	0,0	0,0	0,0
3	PT Artigraffa General Insurance	0,0	0,0	0,0	0,0	0,0	0,0	0,0	0,0	0,0	0,0	0,0	0,0
4	PT Asuransi Asoka Mas	0,0	0,0	0,0	0,0	0,0	0,0	0,0	0,0	0,0	0,0	0,0	0,0
5	PT Asuransi Astira Buana	13.391,7	22.800,8	0,0	0,0	2.062,9	29.936,7	0,0	0,0	4.192,9	11.519,2	9.617,0	2.290,7
6	PT Avriest General Insurance	0,0	0,0	0,0	0,0	0,0	0,0	0,0	0,0	0,0	0,0	0,0	0,0
7	PT Asuransi Bangun Askrida	0,0	0,0	0,0	0,0	0,0	0,0	0,0	0,0	0,0	0,0	0,0	0,0
8	PT Batavia Mitra Utama Insurance	0,0	0,0	0,0	0,0	0,0	0,0	0,0	0,0	0,0	0,0	0,0	0,0
9	PT Bedikari Insurance	0,0	0,0	0,0	0,0	0,0	0,0	0,0	0,0	0,0	0,0	0,0	0,0
10	PT Asuransi Bhakti Bhayangkara	0,0	0,0	0,0	0,0	0,0	0,0	0,0	0,0	0,0	0,0	0,0	0,0
11	PT Asuransi Bina Dana Arta Tbk	0,0	0,0	0,0	0,0	0,0	0,0	0,0	0,0	0,0	0,0	0,0	0,0
12	PT Asuransi Binagriya Upakara	0,0	0,0	0,0	0,0	0,0	0,0	0,0	0,0	0,0	0,0	0,0	0,0
13	PT Asuransi Bintang Tbk	0,0	0,0	0,0	0,0	0,0	0,0	0,0	0,0	0,0	0,0	0,0	0,0
14	PT Asuransi Bosowa Periscope	0,0	0,0	0,0	0,0	0,0	0,0	0,0	0,0	0,0	0,0	0,0	0,0
15	PT Asuransi Bringin Segahtera Artamakmur	0,0	0,0	0,0	0,0	0,0	0,0	0,0	0,0	0,0	0,0	0,0	0,0
16	PT Asuransi Buana Independent	0,0	0,0	0,0	0,0	0,0	0,0	0,0	0,0	0,0	0,0	0,0	0,0
17	PT Asuransi Umum Bumiputera Muda 1967	0,0	0,0	0,0	0,0	0,0	0,0	0,0	0,0	0,0	0,0	0,0	0,0
18	PT Asuransi Central Asia	0,0	0,0	0,0	0,0	0,0	0,0	0,0	0,0	0,0	0,0	0,0	0,0
19	PT Central Sejahtera Insurance	0,0	0,0	0,0	0,0	0,0	0,0	0,0	0,0	0,0	0,0	0,0	0,0
20	PT Citra International Underwriters	0,0	0,0	0,0	0,0	0,0	0,0	0,0	0,0	0,0	0,0	0,0	0,0
21	PT Asuransi Davin Mitra Tbk	0,0	0,0	0,0	0,0	0,0	0,0	0,0	0,0	0,0	0,0	0,0	0,0
22	PT Asuransi Eka Lloyd Jaya	0,0	0,0	0,0	0,0	0,0	0,0	0,0	0,0	0,0	0,0	0,0	0,0
23	PT Asuransi Ekspor Indonesia (Persero)	0,0	0,0	0,0	0,0	0,0	0,0	0,0	0,0	0,0	0,0	0,0	0,0
24	PT Asuransi Harta Aman Pratama Tbk	0,0	0,0	0,0	0,0	0,0	0,0	0,0	0,0	0,0	0,0	0,0	0,0
25	PT Asuransi Himalaya Peindung	0,0	0,0	0,0	0,0	0,0	0,0	0,0	0,0	0,0	0,0	0,0	0,0
26	PT Asuransi Indrapura	0,0	0,0	0,0	0,0	0,0	0,0	0,0	0,0	0,0	0,0	0,0	0,0
27	PT Asuransi Intra Asia	0,0	0,0	0,0	0,0	0,0	0,0	0,0	0,0	0,0	0,0	0,0	0,0
28	PT MNC Asuransi Indonesia	0,0	0,0	0,0	0,0	0,0	0,0	0,0	0,0	0,0	0,0	0,0	0,0
29	PT Asuransi Jasa Indonesia (Persero)	233.217,6	77.914,0	0,0	0,0	7.750,0	0,0	0,0	297.068,7	5.306,0	13.933,0	21.934,4	13.307,4
30	PT Asuransi Jasa Raharja Putera	0,0	0,0	0,0	0,0	0,0	0,0	0,0	0,0	0,0	0,0	0,0	0,0
31	PT Asuransi Jasa Tania Tbk	0,0	0,0	0,0	0,0	0,0	0,0	0,0	0,0	0,0	0,0	0,0	0,0
32	PT Asuransi Jaya Proteksi	0,0	0,0	0,0	0,0	0,0	0,0	0,0	0,0	0,0	0,0	0,0	0,0
33	PT Jaya Proteksi Takatuli	0,0	0,0	0,0	0,0	0,0	0,0	0,0	0,0	0,0	0,0	0,0	0,0
34	PT Asuransi Karyamas Sentralindo *)	0,0	0,0	0,0	0,0	0,0	0,0	0,0	0,0	0,0	0,0	0,0	0,0
35	PT Asuransi Kredit Indonesia (Persero)	0,0	0,0	0,0	0,0	0,0	0,0	0,0	0,0	0,0	0,0	0,0	0,0
36	PT Lippo General Insurance Tbk	0,0	0,0	0,0	0,0	0,0	0,0	0,0	0,0	0,0	0,0	0,0	0,0
37	PT Asuransi Mapark Indonesia	0,0	0,0	0,0	0,0	0,0	0,0	0,0	0,0	0,0	0,0	0,0	0,0
38	PT Malacca Trust Wulungrang Insurance	0,0	0,0	0,0	0,0	0,0	0,0	0,0	0,0	0,0	0,0	0,0	0,0
39	PT Asuransi Umum Mega	0,0	0,0	0,0	0,0	0,0	0,0	0,0	0,0	0,0	0,0	0,0	0,0
40	PT Asuransi Mega Pratama	0,0	0,0	0,0	0,0	0,0	0,0	0,0	0,0	0,0	0,0	0,0	0,0
41	PT Asuransi Mitra Mepariya	0,0	0,0	0,0	0,0	0,0	0,0	0,0	0,0	0,0	0,0	0,0	0,0
42	PT Asuransi Multi Arta Guna	0,0	0,0	0,0	0,0	0,0	0,0	0,0	0,0	0,0	21,0	0,0	(21,0)
43	PT Pan Pacific Insurance	0,0	0,0	0,0	0,0	0,0	0,0	0,0	0,0	0,0	0,0	0,0	0,0
44	PT Pan Pacific Insurance Tbk	2.624,8	0,0	0,0	0,0	2.405,2	0,0	0,0	0,0	219,5	1.518,2	1.755,1	456,5
45	PT Asuransi Parolamas	0,0	0,0	0,0	0,0	0,0	0,0	0,0	0,0	0,0	0,0	0,0	0,0
46	PT Asuransi Puri Asih **)	0,0	0,0	0,0	0,0	0,0	0,0	0,0	0,0	0,0	0,0	0,0	0,0
47	PT Asuransi Purna Atanugraha	8.161,2	0,0	0,0	0,0	6.840,5	59,2	0,0	0,0	1.261,6	0,0	0,0	1.261,6
48	PT Asuransi Raksa Pratikara	0,0	0,0	0,0	0,0	0,0	0,0	0,0	0,0	0,0	0,0	0,0	0,0
49	PT Asuransi Rama Saira Wibawa	0,0	0,0	0,0	0,0	0,0	0,0	0,0	0,0	0,0	0,0	0,0	0,0
50	PT Asuransi Ramayana Tbk	0,0	0,0	0,0	0,0	0,0	0,0	0,0	0,0	0,0	0,0	0,0	0,0

No.	NAMA PERUSAHAAN NAME OF COMPANIES	POS LANGSUNG DIRECT BUSINESS		DALAM NEGERI DOMESTIC		INWARD ASEAN ASEAN		ABROAD		REASURANSI / REINSURANCE		OUTWARD ASEAN ASEAN		ABROAD LAINNYA OTHERS		KLAIM NETTO NET CLAIMS		CADANGAN KLAIM CLAIM RESERVES		BEBAN KLAIM CLAIMS INCURRED		
		(3)	(4)	(5)	(6)	(7)	(8)	(9)	(10)	(11)	(12)	(13)										
(1)	(2)	(3)	(4)	(5)	(6)	(7)	(8)	(9)	(10)	(11)	(12)	(13)										
51	PT Asuransi Rava	0.0	0.0	0.0	0.0	0.0	0.0	0.0	0.0	0.0	0.0	0.0										
52	PT Asuransi Receptal	0.0	0.0	0.0	0.0	0.0	0.0	0.0	0.0	0.0	0.0	0.0										
53	PT Asuransi Reliance Indonesia	0.0	0.0	0.0	0.0	0.0	0.0	0.0	0.0	0.0	0.0	0.0										
54	PT Sarana Lindung Upaya	0.0	0.0	0.0	0.0	0.0	0.0	0.0	0.0	0.0	0.0	0.0										
55	PT Asuransi Sinar Mas	0.0	0.0	0.0	0.0	0.0	0.0	0.0	0.0	0.0	0.0	0.0										
56	PT Maskapai Asuransi Sonwelis	0.0	0.0	0.0	0.0	0.0	0.0	0.0	0.0	0.0	0.0	0.0										
57	PT Asuransi Sunit Oto	0.0	0.0	0.0	0.0	0.0	0.0	0.0	0.0	0.0	0.0	0.0										
58	PT Sico Mandiri	0.0	0.0	0.0	0.0	0.0	0.0	0.0	0.0	0.0	0.0	0.0										
59	PT Asuransi Tri Pakarta	0.0	0.0	0.0	0.0	0.0	0.0	0.0	0.0	0.0	0.0	0.0										
60	PT Asuransi Tugu Kresna Pratama	0.0	0.0	0.0	0.0	0.0	0.0	0.0	0.0	0.0	0.0	0.0										
61	PT Asuransi Takaful Umum	0.0	0.0	0.0	0.0	0.0	0.0	0.0	0.0	0.0	0.0	0.0										
62	PT Tugu Pratama Indonesia	294,762.4	0.0	0.0	0.0	27,438.6	42,460.3	195,419.1	29,444.4	63,531.6	22,540.4	(11,546.8)										
63	PT Victoria Insurance	0.0	0.0	0.0	0.0	0.0	0.0	0.0	0.0	0.0	0.0	0.0										
64	PT Asuransi Vidai	0.0	0.0	0.0	0.0	0.0	0.0	0.0	0.0	0.0	0.0	0.0										
65	PT Asuransi Wahana Tata	56,021.1	18.5	0.0	0.0	39,076.3	6,666.3	0.0	10,287.1	13,340.6	10,314.2	7,270.6										
66	PT Asuransi Wanamekar Handayani	0.0	0.0	0.0	0.0	0.0	0.0	0.0	0.0	0.0	0.0	0.0										
67	PT Asuransi Mitra Peleindung Musikka *new	0.0	0.0	0.0	0.0	0.0	0.0	0.0	0.0	0.0	0.0	0.0										
JUMLAH / SUB TOTAL		608,178.7	100,733.3	0.0	(1,006.8)	85,573.5	79,122.5	492,487.8	50,721.5	103,863.5	66,161.1	13,019.1										
PATUNGAN / JOINT VENTURE :																						
1	PT ACE INA Insurance	0.0	0.0	0.0	0.0	0.0	0.0	0.0	0.0	0.0	0.0	0.0										
2	PT Asuransi Allianz Utama Indonesia	0.0	0.0	0.0	0.0	0.0	0.0	0.0	0.0	0.0	0.0	0.0										
3	PT Asuransi Axa Indonesia	0.0	0.0	0.0	0.0	0.0	0.0	0.0	0.0	0.0	0.0	0.0										
4	PT Beas Central Insurance	0.0	0.0	0.0	0.0	0.0	0.0	0.0	0.0	0.0	0.0	0.0										
5	PT Charis Insurance Indonesia	0.0	0.0	0.0	0.0	0.0	0.0	0.0	0.0	0.0	0.0	0.0										
6	PT China Taiping Insurance Indonesia	0.0	0.0	0.0	0.0	0.0	0.0	0.0	0.0	0.0	0.0	0.0										
7	PT Asuransi CHUBB Indonesia	0.0	0.0	0.0	0.0	0.0	0.0	0.0	0.0	0.0	0.0	0.0										
8	PT Asuransi Hanjin Korindo	0.0	0.0	0.0	0.0	0.0	0.0	0.0	0.0	0.0	0.0	0.0										
9	PT KSK Insurance Indonesia	0.0	0.0	0.0	0.0	0.0	0.0	0.0	0.0	0.0	0.0	0.0										
10	PT LUC Insurance Indonesia	0.0	0.0	0.0	0.0	0.0	0.0	0.0	0.0	0.0	0.0	0.0										
11	PT MAA General Insurance	0.0	0.0	0.0	0.0	0.0	0.0	0.0	0.0	0.0	0.0	0.0										
12	PT Asuransi Mandiri Axa General Indonesia	0.0	0.0	0.0	0.0	0.0	0.0	0.0	0.0	0.0	0.0	0.0										
13	PT Asuransi MSIG Indonesia	0.0	0.0	0.0	0.0	0.0	0.0	0.0	0.0	0.0	0.0	0.0										
14	PT Asuransi Nipponkoa Indonesia	0.0	0.0	0.0	0.0	0.0	0.0	0.0	0.0	0.0	0.0	0.0										
15	PT Asuransi OBE Pool Indonesia	0.0	0.0	0.0	0.0	0.0	0.0	0.0	0.0	0.0	0.0	0.0										
16	PT Asuransi Samsung Tugu	0.0	0.0	0.0	0.0	0.0	0.0	0.0	0.0	0.0	0.0	0.0										
17	PT Sampo Japan Insurance Indonesia	0.0	0.0	0.0	0.0	0.0	0.0	0.0	0.0	0.0	0.0	0.0										
18	PT Asuransi Tokio Marine Indonesia	0.0	0.0	0.0	0.0	0.0	0.0	0.0	0.0	0.0	0.0	0.0										
19	PT Zurich Insurance Indonesia	0.0	0.0	0.0	0.0	0.0	0.0	0.0	0.0	0.0	0.0	0.0										
JUMLAH / SUB TOTAL		0.0	0.0	0.0	0.0	0.0	0.0	0.0	0.0	0.0	0.0	0.0										
REASURANSI / REINSURANCE :																						
1	PT Reasuransi Internasional Indonesia	0.0	0.0	0.0	0.0	0.0	0.0	0.0	0.0	0.0	0.0	0.0										
2	PT Mestepai Reasuransi Indonesia	0.0	0.0	0.0	0.0	0.0	0.0	0.0	0.0	0.0	0.0	0.0										
3	PT Reasuransi Nasional Indonesia	0.0	3,014.0	2.0	0.0	0.0	0.0	0.0	3,016.0	985.0	991.0	3,022.0										
4	PT Tugu Reasuransi Indonesia	0.0	0.0	0.0	0.0	0.0	0.0	0.0	0.0	0.0	0.0	0.0										
JUMLAH / SUB TOTAL		0.0	3,014.0	2.0	0.0	0.0	0.0	0.0	3,016.0	985.0	991.0	3,022.0										
JUMLAH SELURUHNYA		608,178.7	103,747.3	2.0	(1,006.8)	85,573.5	79,122.5	492,487.8	53,737.5	104,848.5	67,152.1	16,041.1										
GRAND TOTAL																						

Keterangan / notes :

\*) Tidak menyampaikan LaporanHave Not Submitted Annual Report

\*\*) Telah dicabut izin usaha Tahun 2012/licenses have been revoked

TABEL 2.12/9/TABEL 2.12.9  
KLAIM USUSAH ASURANSI UMUM DAN REASURANSI TAHUN 2012  
CLAIMS OF GENERAL INSURANCE AND REINSURANCE BUSINESS IN 2012  
Lini Usaha : Rokayasa  
Line of Business : Engineering

No.	NAMA PERUSAHAAN NAME OF COMPANIES	POS LANGSUNG DIRECT BUSINESS	DALAM NEGERI DOMESTIC		INWARD		REASURANSI / REINSURANCE		OUTWARD		KLAIM NETTO NET CLAIMS	CADANGAN KLAIM CLAIM RESERVES		BEBAN KLAIM CLAIMS INCURRED
			(3)	(4)	ASEAN ASEAN	ABROAD	LAINNYA OTHERS	DALAM NEGERI DOMESTIC	ASEAN ASEAN	ABROAD		LAINNYA OTHERS	TAHUN LALU PAST YEAR	
(1)	(2)	(3)	(4)	(5)	(6)	(7)	(8)	(9)	(10)	(11)	(12)	(13)		
SWASTA NASIONAL / PRIVATE :														
1	PT Asuransi Adira Dinamika	15.765,5	107,1	311,6	0,0	9.657,3	2.874,1	0,0	3.652,8	720,7	1.431,0	4.363,1	(5,4)	
2	PT Asuransi Aetindo	0,0	(5,6)	0,0	0,0	0,0	0,0	0,0	(5,6)	0,0	0,2	0,0	908,6	
3	PT Arifragratia General Insurance	12.501,0	25,0	0,0	0,0	2.473,6	4.055,8	5.087,9	908,6	0,0	0,0	0,0	(147,3)	
4	PT Asuransi Asoka Mas	9,1	49,3	0,0	0,0	259,1	0,0	0,0	(200,8)	386,9	440,3	3.776,0	0,0	
5	PT Asuransi Astra Buana	33.824,9	147,3	0,0	0,0	2.451,3	30.966,4	0,0	554,6	7.025,2	10.246,6	0,0	0,0	
6	PT Avrist General Insurance	0,0	0,0	0,0	0,0	0,0	0,0	0,0	0,0	0,0	0,0	0,0	0,0	
7	PT Asuransi Bangun Askrida	19,7	10,7	0,0	0,0	0,0	0,0	0,0	30,3	103,4	87,0	14,0	0,0	
8	PT Batavia Mitra Utama Insurance	0,0	0,0	0,0	0,0	0,0	0,0	0,0	0,0	0,0	0,0	0,0	0,0	
9	PT Berdikari Insurance	0,0	0,0	0,0	0,0	0,0	0,0	0,0	0,0	0,0	0,0	0,0	0,0	
10	PT Asuransi Bhakti Bhayangkara	14,1	0,7	0,0	0,0	0,0	0,0	0,0	14,9	176,9	270,5	(232,9)	0,0	
11	PT Asuransi Bina Dana ARIA Tbk	230,7	0,0	0,0	0,0	241,6	0,0	0,0	(10,9)	192,5	234,1	30,7	0,0	
12	PT Asuransi Binagiyaya Upakara	343,5	0,0	0,0	0,0	211,5	9,8	0,0	122,3	52,7	123,7	193,3	0,0	
13	PT Asuransi Biniang Tbk	20.504,8	4,9	0,0	0,0	2.083,3	314,9	14.016,1	4.395,3	1.913,2	1.921,2	4.403,2	0,0	
14	PT Asuransi Bosowa Periskop	583,4	0,0	0,0	0,0	329,6	0,0	0,0	253,8	633,5	2.437,4	2.057,6	0,0	
15	PT Asuransi Beringin Sejahtera Artamakmur	1.758,7	0,0	0,0	0,0	1.713,6	0,0	0,0	45,1	0,0	0,0	45,1	0,0	
16	PT Asuransi Buana Independent	119,7	269,2	0,0	0,0	0,0	0,0	0,0	889,9	0,0	0,0	388,9	0,0	
17	PT Asuransi Umum Bumiputera Muda 1967	568,0	401,0	0,0	0,0	0,0	0,0	0,0	869,0	255,0	419,0	1.133,0	0,0	
18	PT Asuransi Central Asia	22.310,0	20,0	0,0	0,0	5.043,0	3.398,0	13.275,0	614,0	4.456,0	4.871,0	1.029,0	0,0	
19	PT Central Sejahtera Insurance	107,8	9,3	0,0	0,0	105,7	9,8	0,0	1,6	1,3	0,0	0,3	0,0	
20	PT Citra International Underwriters	4.799,0	0,0	0,0	0,0	4.597,0	0,0	0,0	202,0	35,0	51,0	218,0	0,0	
21	PT Asuransi Dayin Mitra Tbk	6.275,9	0,0	0,0	0,0	1.354,3	2.012,1	0,0	2.909,5	1.754,6	754,0	1.908,9	0,0	
22	PT Asuransi Eka Lloyd Jaya	0,0	0,0	0,0	0,0	0,0	0,0	0,0	0,0	0,0	0,0	0,0	0,0	
23	PT Asuransi Ekspor Indonesia (Persero)	8.631,5	1.407,6	0,0	0,0	1.137,2	0,0	0,0	8.901,9	5.686,0	10.013,7	13.229,6	0,0	
24	PT Asuransi Harta Aman Pratama Tbk	90,2	0,0	0,0	0,0	23,9	19,5	0,0	46,8	125,5	103,0	24,3	0,0	
25	PT Asuransi Himalaya Pelindung	336,0	0,0	0,0	0,0	277,8	0,0	0,0	58,2	11,0	4,7	52,0	0,0	
26	PT Asuransi Indrapura	4.880,5	0,0	0,0	0,0	1.067,3	2.767,7	40,0	985,4	967,7	804,5	832,3	0,0	
27	PT Asuransi Intra Asia	231,7	0,0	0,0	0,0	11,4	0,0	0,0	220,4	0,0	0,0	220,4	0,0	
28	PT MNC Asuransi Indonesia	0,0	0,0	0,0	0,0	0,0	0,0	0,0	0,0	0,0	0,0	0,0	0,0	
29	PT Asuransi Jasa Indonesia (Persero)	26.975,1	3.610,6	0,0	1.008,7	11.591,7	54,3	820,0	19.128,4	19.889,0	35.179,0	34.418,4	0,0	
30	PT Asuransi Jasa Raharja Putera	1.686,0	182,1	0,0	0,0	1.283,4	0,0	0,0	584,7	545,1	2.128,1	2.167,7	0,0	
31	PT Asuransi Jasa Tania Tbk	8.057,1	559,3	0,0	0,0	5.321,0	0,0	0,0	3.295,4	4.878,8	5.835,7	4.252,4	0,0	
32	PT Asuransi Jaya Proteksi	283,2	807,9	734,0	0,0	32,8	682,6	0,0	1.109,6	1.036,6	7.621,5	7.684,5	0,0	
33	PT Jaya Proteksi Takatui	0,0	0,0	0,0	0,0	0,0	0,0	0,0	0,0	0,0	0,0	0,0	0,0	
34	PT Asuransi Kayamas Sentralindo *)	0,0	0,0	0,0	0,0	0,0	0,0	0,0	0,0	0,0	0,0	0,0	0,0	
35	PT Asuransi Kredit Indonesia (Persero)	0,0	0,0	0,0	0,0	0,0	0,0	0,0	0,0	0,0	0,0	0,0	0,0	
36	PT Lippo General Insurance Tbk	365,0	(6,4)	0,1	0,0	253,6	12,5	0,0	92,5	486,7	726,1	331,9	0,0	
37	PT Asuransi Mapark Indonesia	0,0	0,0	0,0	0,0	0,0	0,0	0,0	0,0	0,0	0,0	0,0	0,0	
38	PT Malacca Trust Wulunggan Insurance	71,1	0,0	0,0	0,0	71,2	0,0	0,0	(0,1)	0,0	0,0	(0,1)	0,0	
39	PT Asuransi Umum Mega	2.345,3	0,0	0,0	0,0	1.780,5	447,2	0,0	117,6	483,5	626,3	260,4	0,0	
40	PT Asuransi Mega Pratama	83,6	3,8	0,0	0,0	75,1	11,5	0,0	0,7	378,9	772,1	393,9	0,0	
41	PT Asuransi Mitra Maparya	3.392,8	0,0	0,0	0,0	273,6	603,1	0,0	2.516,1	645,5	1.629,3	3.499,9	0,0	
42	PT Asuransi Multi Artha Guna	317,5	0,0	0,0	0,0	283,0	0,0	0,0	34,5	151,9	1,9	(115,9)	0,0	
43	PT Pan Pacific Insurance	109,0	0,0	0,0	0,0	56,3	0,0	0,0	52,7	19,3	33,4	0,0	0,0	
44	PT Penin Insurance Tbk	66,2	0,2	0,0	0,0	104,6	6,0	0,0	(45,2)	7,0	406,3	354,1	0,0	
45	PT Asuransi Parolamas	2.191,0	29,0	0,0	0,0	809,0	0,0	0,0	1.411,0	1.507,0	1.175,0	1.079,0	0,0	
46	PT Asuransi Puri Asih **)	0,0	0,0	0,0	0,0	0,0	0,0	0,0	0,0	0,0	0,0	0,0	0,0	
47	PT Asuransi Purna Atanugraha	1.876,5	0,2	0,0	0,0	735,7	19,0	0,0	1.122,0	0,0	0,0	1.122,0	0,0	
48	PT Asuransi Raksa Pratikara	0,0	0,0	0,0	0,0	0,0	0,0	0,0	0,0	0,0	0,0	0,0	0,0	
49	PT Asuransi Rama Satria Wibawa	7.075,6	524,8	0,0	0,0	1.666,5	2.856,2	552,1	1.666,5	1.996,2	4.512,7	5.041,9	0,0	
50	PT Asuransi Ramayana Tbk	23.622,0	27,0	0,0	0,0	20.512,0	4.060,0	0,0	(923,0)	3.056,0	3.253,0	(726,0)	0,0	

No.	NAMA PERUSAHAAN NAME OF COMPANIES	POS LANGSUNG DIRECT BUSINESS		DALAM NEGERI DOMESTIC		INWARD		REASURANSI / REINSURANCE		OUTWARD		KLAIM NETTO NET CLAIMS		CADANGAN KLAIM CLAIM RESERVES		BEBAN KLAIM CLAIMS INCURRED	
		(3)	(4)	(5)		(6)		(7)		(8)		(10)	(11)	(12)	(13)	(14)	(15)
				ASEAN	ASEAN	ASEAN	ASEAN	LAINNYA OTHERS	LAINNYA OTHERS	DALAM NEGERI DOMESTIC	ASEAN						
51	PT Asuransi Rava	498,9	0,0	0,0	0,0	382,1	79,1	0,0	0,0	0,0	1.007,7	37,8	1.007,7	2.128,9	1.159,1	2.128,9	1.159,1
52	PT Asuransi Receptal	6.451,3	206,2	0,0	0,0	2.706,6	0,0	0,0	0,0	0,0	2.537,4	3.951,0	2.537,4	2.315,0	3.728,6	2.315,0	3.728,6
53	PT Asuransi Reliance Indonesia	26,7	0,0	0,0	0,0	18,4	4,0	0,0	0,0	0,0	4,4	0,0	4,4	1,2	207,3	207,3	210,4
54	PT Sarana Lindung Ujaya	0,0	(10,4)	0,0	0,0	0,0	0,0	0,0	0,0	0,0	0,0	(10,4)	0,0	0,0	0,0	0,0	(10,4)
55	PT Asuransi Sinar Mas	3.067,2	272,7	0,0	0,0	557,6	874,3	0,0	246,8	0,0	3.611,0	1.661,3	3.611,0	1.964,4	14,7	1.964,4	14,7
56	PT Maskapai Asuransi Sonwelis	0,0	0,0	0,0	0,0	0,0	0,0	0,0	0,0	0,0	0,0	0,0	0,0	0,0	0,0	0,0	0,0
57	PT Asuransi Sumit Oto	0,0	0,0	0,0	0,0	0,0	0,0	0,0	0,0	0,0	0,0	0,0	0,0	0,0	0,0	0,0	0,0
58	PT Staco Mandiri	396,9	45,9	0,0	0,0	72,7	32,3	0,0	0,0	0,0	336,8	0,0	336,8	138,9	194,3	382,2	194,3
59	PT Asuransi Tri Pakaria	2.242,7	157,3	0,0	0,0	266,8	82,3	0,0	0,0	0,0	2.050,7	5.776,0	2.050,7	5.776,0	3.485,0	(240,3)	3.485,0
60	PT Asuransi Tuju Kresna Pratama	17.953,4	19,8	0,0	0,0	10.712,6	4.192,7	1.111,6	1.111,6	0,0	1.956,3	2.994,8	1.956,3	2.994,8	4.966,8	3.928,3	3.928,3
61	PT Asuransi Takafu Umum	0,0	0,0	0,0	0,0	0,0	0,0	0,0	0,0	0,0	0,0	0,0	0,0	0,0	0,0	0,0	0,0
62	PT Tugu Pratama Indonesia	51.594,7	312,7	0,0	6,9	41.466,3	7.046,7	416,5	0,0	0,0	2.984,8	7.266,7	2.984,8	7.266,7	14.615,3	10.333,4	10.333,4
63	PT Victoria Insurance	(69,5)	0,0	0,0	0,0	47,7	0,0	0,0	0,0	0,0	(117,2)	0,0	(117,2)	0,0	0,0	0,0	(117,2)
64	PT Asuransi Videli	1,3	0,0	0,0	0,0	0,0	0,0	0,0	0,0	0,0	1,3	0,0	1,3	0,0	0,0	0,0	1,3
65	PT Asuransi Wahana Tata	14.876,7	821,1	0,0	0,0	2.816,4	4.752,7	299,2	0,0	0,0	7.829,6	5.881,8	7.829,6	3.942,8	5.880,6	3.942,8	5.880,6
66	PT Asuransi Wanaekar Handayani	0,0	0,0	0,0	0,0	0,0	0,0	0,0	0,0	0,0	0,0	0,0	0,0	0,0	0,0	0,0	0,0
67	PT Asuransi Mitra Pelelindung Musrika *new	0,0	0,0	0,0	0,0	0,0	0,0	0,0	0,0	0,0	0,0	0,0	0,0	0,0	0,0	0,0	0,0
<b>JUMLAH / SUB TOTAL</b>		<b>309,760,9</b>	<b>10,010,1</b>	<b>1,045,6</b>	<b>1,015,7</b>	<b>136,955,2</b>	<b>72,244,6</b>	<b>35,865,5</b>	<b>76,786,9</b>	<b>109,036,3</b>	<b>151,946,8</b>	<b>119,677,4</b>	<b>151,946,8</b>	<b>119,677,4</b>			
PATUNGAN/ JOINT VENTURE :																	
1	PT ACE INA Insurance	117,0	1.804,0	0,0	16.354,0	1.703,0	0,0	15.372,0	1.200,0	0,0	2.928,0	4.128,0	2.928,0	4.128,0			
2	PT Asuransi Allianz Utama Indonesia	47.250,2	6.423,0	60,8	0,0	12.630,5	27.510,1	972,0	12.621,4	24.073,0	14.867,5	3.215,9	14.867,5	3.215,9			
3	PT Asuransi Axa Indonesia	5.205,6	15,0	0,0	0,0	46,7	0,0	394,0	2.794,7	394,0	4.075,3	6.060,6	4.075,3	6.060,6			
4	PT Bess Central Insurance	347,7	0,0	0,0	0,0	313,0	0,0	0,0	34,8	0,0	0,0	0,0	34,8	0,0	0,0	0,0	34,8
5	PT Charitis Insurance Indonesia	2.860,3	2.448,8	0,0	0,0	290,6	1.008,0	0,0	40,0	45,0	45,0	45,0	45,0	45,0	40,0	45,0	40,0
6	PT China Taiping Insurance Indonesia	3.266,9	0,0	0,0	0,0	2.319,4	61,5	758,5	127,5	521,2	836,7	442,9	127,5	836,7	442,9		
7	PT Asuransi CHUBB Indonesia	0,0	0,0	0,0	0,0	0,0	0,0	0,0	0,0	0,0	0,0	0,0	0,0	0,0	0,0	0,0	0,0
8	PT Asuransi Hanjin Korindo	0,0	1,2	0,0	0,0	0,0	0,0	0,0	1,3	0,0	26,4	27,7	1,3	26,4	27,7		
9	PT KSK Insurance Indonesia	0,0	0,0	0,0	0,0	0,0	0,0	0,0	0,0	0,0	0,0	0,0	0,0	0,0	0,0	0,0	0,0
10	PT LIG Insurance Indonesia	5.721,2	0,0	0,0	0,0	0,0	0,0	4.045,1	1.676,1	392,0	(1.122,6)	161,5	1.676,1	(1.122,6)	161,5		
11	PT MAA General Insurance	27.940,6	7.462,8	0,0	0,0	5.595,8	4.822,1	0,0	24.985,4	47.539,3	23.505,5	951,7	24.985,4	47.539,3	23.505,5	951,7	
12	PT Asuransi Mandiri Axa General Indonesia	855,0	0,0	0,0	0,0	745,0	70,0	0,0	40,0	45,0	556,0	145,0	40,0	556,0	145,0		
13	PT Asuransi MSIG Indonesia	10.809,2	2.687,4	0,0	0,0	4.141,0	1.047,5	7.821,6	486,5	778,9	1.147,8	855,3	486,5	1.147,8	855,3		
14	PT Asuransi Nipponka Indonesia	0,0	0,0	0,0	0,0	0,0	0,0	0,0	0,0	0,0	0,0	0,0	0,0	0,0	0,0	0,0	0,0
15	PT Asuransi QBE Pool Indonesia	2.574,0	0,0	0,0	0,0	0,0	0,0	0,0	2.574,0	0,0	0,0	2.574,0	2.574,0	0,0	2.574,0		
16	PT Asuransi Samsung Tugu	1.514,0	624,0	0,0	1.799,0	951,0	713,0	268,0	2.005,0	2.081,0	2.081,0	2.005,0	2.081,0	2.005,0			
17	PT Sampo Japan Insurance Indonesia	207,6	0,0	0,0	0,0	31,7	151,1	0,0	24,8	553,0	3.121,1	2.592,9	553,0	3.121,1	2.592,9		
18	PT Asuransi Tokio Marine Indonesia	6.083,2	47,6	0,0	0,0	22,3	91,9	5.630,5	386,1	1.437,9	1.714,8	662,9	386,1	1.714,8	662,9		
19	PT Zurich Insurance Indonesia	1.552,9	6,9	0,0	0,0	96,7	0,0	399,9	1.063,2	1.609,3	2.630,9	1.885,8	1.063,2	2.630,9	1.885,8		
<b>JUMLAH/ SUB TOTAL</b>		<b>116,305,3</b>	<b>21,520,6</b>	<b>60,9</b>	<b>18,153,0</b>	<b>28,886,6</b>	<b>35,475,2</b>	<b>35,661,6</b>	<b>56,016,5</b>	<b>82,475,3</b>	<b>56,213,4</b>	<b>29,754,6</b>	<b>82,475,3</b>	<b>56,213,4</b>	<b>29,754,6</b>		
REASURANSI / REINSURANCE :																	
1	PT Reasuransi Internasional Indonesia	0,0	20.513,6	0,0	5,2	2,2	828,2	893,7	18.794,7	8.114,7	9.077,9	19.757,8	18.794,7	9.077,9	19.757,8		
2	PT Maskapai Reasuransi Indonesia	0,0	9.044,4	1.173,2	0,0	0,0	0,0	0,0	10.217,6	6.827,6	8.685,3	12.075,3	10.217,6	6.827,6	8.685,3		
3	PT Reasuransi Nasional Indonesia	0,0	7.963,0	5.312,0	0,0	0,0	3,0	0,0	13.272,0	10.324,0	18.446,0	21.394,0	13.272,0	10.324,0	18.446,0		
4	PT Tugu Reasuransi Indonesia	0,0	29.199,1	473,8	0,0	0,0	73,2	58,4	29.542,1	18.437,5	33.459,2	44.563,8	29.542,1	18.437,5	33.459,2		
<b>JUMLAH/ SUB TOTAL</b>		<b>0,0</b>	<b>66,720,2</b>	<b>6.959,0</b>	<b>6,0</b>	<b>2,2</b>	<b>904,4</b>	<b>952,2</b>	<b>71,826,4</b>	<b>43,703,8</b>	<b>69,668,4</b>	<b>97,790,9</b>	<b>71,826,4</b>	<b>43,703,8</b>	<b>69,668,4</b>		
<b>JUMLAH SELURUHNYA</b>		<b>426,066,2</b>	<b>98,251,0</b>	<b>8,065,4</b>	<b>19,174,6</b>	<b>165,844,0</b>	<b>108,624,2</b>	<b>72,479,3</b>	<b>204,609,7</b>	<b>235,215,5</b>	<b>277,828,7</b>	<b>247,222,9</b>	<b>204,609,7</b>	<b>235,215,5</b>	<b>277,828,7</b>		
GRAND TOTAL																	

**Keterangan / notes :**

\*) Tidak menyampaikan LaporanHave Not Submitted Annual Report  
 \*\*) Telah dicabut izin usaha Tahun 2012 Licenses have been evoked

TABEL : 2.12.10/TABLE : 2.12.10  
KLAIM USAHA ASURANSI UMUM DAN REASURANSI TAHUN 2012  
CLAIMS OF GENERAL INSURANCE AND REINSURANCE BUSINESS IN 2012  
Lini Usaha : Tanggung Gugat  
Line of Business : Liability

(1)	(2)	(3)	REASURANSI / REINSURANCE		(7)	OUTWARD		(9)	(10)	CADANGAN KLAIM		(13)
			(4)	(5)		(6)	(8)			TAHUN LALU	PAST YEAR	
No.	NAMA PERUSAHAAN	POS LANGSUNG	DALAM NEGERI	INWARD	LAINNYA	DALAM NEGERI	ASEAN	Lainnya	KLAIM NETTO	PAST YEAR	CLAIM RESERVES	BEBAN KLAIM
	NAME OF COMPANIES	DIRECT BUSINESS	DOMESTIC	ASEAN	OTHERS	DOMESTIC	ASEAN	OTHERS	NET CLAIMS	PAST YEAR	CLAIM RESERVES	CLAIMS INCURRED
			(4)	(5)	(6)	(7)	(8)	(9)	(10)	(11)	(12)	(13)
SWASTA INASIONAL / PRIVATE :												
1	PT Asuransi Adira Dinamika	2000	0.0	0.0	0.0	43.7	134.6	0.0	21.7	15.8	50.4	56.3
2	PT Asuransi Arifinindo	0.0	0.0	0.0	0.0	0.0	0.0	0.0	0.0	0.0	0.5	(20.0)
3	PT ArthaGraha General Insurance	38.4	0.0	0.0	0.0	11.0	7.5	0.0	17.0	0.0	0.0	17.0
4	PT Asuransi Asoka Mas	0.0	0.0	0.0	0.0	0.0	0.0	0.0	0.0	0.0	0.0	0.0
5	PT Asuransi Astra Buana	527.6	0.0	0.0	0.0	29.6	244.3	0.0	253.7	1,168.9	596.7	(318.5)
6	PT Avrist General Insurance	0.0	0.0	0.0	0.0	0.0	0.0	0.0	0.0	0.0	0.0	0.8
7	PT Asuransi Bangun Askridda	200.2	0.0	0.0	0.0	0.0	0.0	0.0	200.2	0.0	96.3	296.4
8	PT Batavia MitraTama Insurance	0.0	0.0	0.0	0.0	0.0	0.0	0.0	0.0	0.0	0.0	0.0
9	PT Berdikari Insurance	0.0	0.0	0.0	0.0	0.0	0.0	0.0	0.0	0.0	0.0	0.0
10	PT Asuransi Bhakti Bhayangkara	0.0	0.0	0.0	0.0	0.0	0.0	0.0	0.0	0.0	0.0	0.0
11	PT Asuransi Bina Dana Arta Tbk.	0.0	0.0	0.0	0.0	0.0	0.0	0.0	0.0	0.0	0.0	0.0
12	PT Asuransi Binagiyta Upakara	0.0	0.0	0.0	0.0	0.0	0.0	0.0	0.0	0.0	0.0	0.0
13	PT Asuransi Biniang Tbk.	108.2	0.0	0.0	0.0	12.7	0.0	71.0	24.4	6.9	10.1	27.7
14	PT Asuransi Bosowa Periskop	29.5	0.0	0.0	0.0	34.0	0.0	0.0	(4.5)	0.0	0.0	(4.5)
15	PT Asuransi Brinjin Sejahtera Aritamakmur	105.3	0.0	0.0	0.0	76.5	0.0	0.0	28.8	0.0	0.0	28.8
16	PT Asuransi Buana Independent	5.7	0.0	34.9	0.0	0.0	0.0	0.0	40.6	0.0	0.0	40.6
17	PT Asuransi Umum Bumiputera Muda 1967	6,969.0	0.0	0.0	0.0	1,048.0	0.0	0.0	5,921.0	1,604.0	1,716.0	6,033.0
18	PT Asuransi Central Asia	0.0	0.0	0.0	0.0	0.0	0.0	0.0	0.0	0.0	0.0	0.0
19	PT Central Sejahtera Insurance	1.1	0.0	5.5	0.0	4.1	0.0	0.0	2.5	0.0	0.0	0.0
20	PT Citra International Underwriters	7.0	0.0	0.0	0.0	0.0	0.0	0.0	7.0	0.0	7.0	14.0
21	PT Asuransi Davin Mitra Tbk	66.1	0.0	0.0	0.0	0.0	2.7	0.0	63.4	256.4	147.8	(45.2)
22	PT Asuransi Eka Lloyd Jaya	0.0	0.0	0.0	0.0	0.0	0.0	0.0	0.0	0.0	0.0	0.0
23	PT Asuransi Ekspor Indonesia (Persero)	0.0	0.0	0.0	0.0	0.0	0.0	0.0	0.0	0.0	0.0	0.0
24	PT Asuransi Harta Aman Pratama Tbk.	0.0	0.0	0.0	0.0	0.0	0.0	0.0	0.0	0.0	0.0	0.0
25	PT Asuransi Himalaya Pelindung	0.0	0.0	0.0	0.0	0.0	0.0	0.0	0.0	0.0	0.0	0.0
26	PT Asuransi Indrapura	0.0	0.0	0.0	0.0	0.0	0.0	0.0	0.0	0.0	0.0	0.0
27	PT Asuransi Inta Asia	134.1	0.0	0.0	0.0	4.5	0.0	0.0	129.6	0.0	0.0	129.6
28	PT MNC Asuransi Indonesia	7.7	0.0	0.0	0.0	3.1	0.0	0.0	4.6	0.0	24.2	28.8
29	PT Asuransi Jasa Indonesia (Persero)	0.0	0.0	0.0	0.0	0.0	0.0	0.0	0.0	0.0	0.0	0.0
30	PT Asuransi Jasa Raharja Putera	0.0	0.0	0.0	0.0	0.0	0.0	0.0	0.0	0.0	0.0	0.0
31	PT Asuransi Jasa Tania Tbk	61.8	0.0	0.0	0.0	(177.5)	0.0	0.0	239.3	445.9	45.6	(160.9)
32	PT Asuransi Jaya Proteksi	0.0	0.0	0.0	0.0	0.0	0.0	0.0	0.0	0.0	0.0	0.0
33	PT Jaya Proteksi Takatuli	0.0	0.0	0.0	0.0	0.0	0.0	0.0	0.0	0.0	0.0	0.0
34	PT Asuransi Karayamas Sentralindo *)	0.0	0.0	0.0	0.0	0.0	0.0	0.0	0.0	0.0	0.0	0.0
35	PT Asuransi Kredit Indonesia (Persero)	0.0	0.0	0.0	0.0	0.0	0.0	0.0	0.0	0.0	0.0	0.0
36	PT Lippo General Insurance Tbk.	846.3	0.0	0.0	0.0	553.6	0.0	0.0	292.7	180.2	140.2	252.7
37	PT Asuransi Malpark Indonesia	0.0	0.0	0.0	0.0	0.0	0.0	0.0	0.0	0.0	0.0	0.0
38	PT Malacca Trust Wuwungian Insurance	0.0	0.0	0.0	0.0	0.0	0.0	0.0	0.0	0.0	0.0	0.0
39	PT Asuransi Umum Mega	115.4	0.4	0.0	0.0	76.1	24.9	0.0	14.9	0.1	6.8	21.5
40	PT Asuransi Mega Pratama	0.0	0.0	0.0	0.0	0.0	0.0	0.0	0.0	0.0	0.0	0.0
41	PT Asuransi Mitra Maparya	0.0	0.0	0.0	0.0	0.0	0.0	0.0	0.0	1,369.5	0.0	(1,369.5)
42	PT Asuransi Multi Atina Gunia	11.0	0.0	0.0	0.0	10.6	0.0	0.0	0.4	0.2	18.8	19.0
43	PT Pan Pacific Insurance	0.0	0.0	0.0	0.0	0.0	0.0	0.0	0.0	0.0	0.0	0.0
44	PT Panin Insurance Tbk.	270.6	0.0	0.0	0.0	168.5	0.0	0.0	102.1	115.5	129.8	116.4
45	PT Asuransi Panolamas	0.0	0.0	0.0	0.0	0.0	0.0	0.0	0.0	0.0	0.0	0.0
46	PT Asuransi Puri Asih **)	0.0	0.0	0.0	0.0	0.0	0.0	0.0	0.0	0.0	0.0	0.0
47	PT Asuransi Purna Atanugraha	91.2	104.1	0.0	0.0	0.0	0.0	0.0	195.3	0.0	0.0	195.3
48	PT Asuransi Raksa Pratikara	22.0	0.0	0.0	0.0	0.0	0.0	0.0	0.0	0.0	0.0	0.0
49	PT Asuransi Rama Satria Wibawa	22.0	0.0	0.0	0.0	12.1	5.6	2.6	1.8	0.7	17.2	18.2
50	PT Asuransi Ramayana Tbk.	2,397.0	61.0	0.0	0.0	2,253.0	28.0	0.0	179.0	195.0	401.0	385.0



No.	NAMA PERUSAHAAN NAME OF COMPANIES	POS LANGSUNG DIRECT BUSINESS		DALAM NEGERI DOMESTIC		INWARD		REASURANSI/ REINSURANCE		OUTWARD		KLAIM NETTO NET CLAIMS		CADANGAN KLAIM CLAIM RESERVES		BEBAN KLAIM CLAIMS INCURRED
		(3)	(4)	(5)	(6)	(7)	(8)	(9)	(10)	(11)	(12)	(13)				
51	PT Asuransi Raya	0.0	0.0	0.0	0.0	0.0	0.0	0.0	0.0	0.0	0.0	0.0	0.0	0.0	0.0	0.0
52	PT Asuransi Reacapital	0.1	0.0	0.0	0.0	0.0	0.0	0.0	0.0	0.0	0.0	0.1	18.9	18.9	0.1	0.1
53	PT Asuransi Reliance Indonesia	48.4	0.0	0.0	0.0	0.0	0.0	0.0	0.0	0.0	48.4	386.4	386.4	337.4	0.0	337.4
54	PT Sarana Lindung Upaya	0.0	0.0	0.0	0.0	0.0	0.0	0.0	0.0	0.0	0.0	0.0	0.0	0.0	0.0	0.0
55	PT Asuransi Sinar Mas	396.5	1.7	0.0	0.0	92.6	39.5	0.0	0.0	0.0	266.1	435.0	427.4	268.5	0.0	268.5
56	PT Maskapai Asuransi Sonwells	0.0	0.0	0.0	0.0	0.0	0.0	0.0	0.0	0.0	0.0	0.0	0.0	0.0	0.0	0.0
57	PT Asuransi Sumit Oho	0.0	0.0	0.0	0.0	0.0	0.0	0.0	0.0	0.0	0.0	0.0	0.0	0.0	0.0	0.0
58	PT Staco Mandiri	0.0	0.0	0.0	0.0	0.0	0.0	0.0	0.0	0.0	0.0	0.0	0.0	0.0	0.0	0.0
59	PT Asuransi Tri Pakarta	0.0	0.0	0.0	0.0	0.0	0.0	0.0	0.0	0.0	0.0	0.0	0.0	0.0	0.0	0.0
60	PT Asuransi Tuju Kresna Pratama	0.0	0.0	0.0	0.0	0.0	0.0	0.0	0.0	0.0	0.0	0.0	0.0	0.0	0.0	0.0
61	PT Asuransi Takaful Umum	12,377.0	608.7	0.0	0.2	1,441.4	3,915.2	731.4	6,897.9	6,580.7	3,089.4	3,406.7	0.0	0.0	0.0	3,406.7
62	PT Tujuh Pratama Indonesia	0.0	0.0	0.0	0.0	0.0	0.0	0.0	0.0	0.0	0.0	0.0	0.0	0.0	0.0	0.0
63	PT Victoria Insurance	0.0	0.0	0.0	0.0	0.0	0.0	0.0	0.0	0.0	0.0	0.0	0.0	0.0	0.0	0.0
64	PT Asuransi Vigei	0.0	0.0	0.0	0.0	0.0	0.0	0.0	0.0	0.0	0.0	0.0	0.0	0.0	0.0	0.0
65	PT Asuransi Wahana Tata	596.8	0.0	0.0	0.0	430.3	0.0	0.0	127.4	99.1	42.7	71.0	0.0	0.0	0.0	71.0
66	PT Asuransi Wisamekar Handayani	0.0	0.0	0.0	0.0	0.0	0.0	0.0	0.0	0.0	0.0	0.0	0.0	0.0	0.0	0.0
67	PT Asuransi Mitra Pelindung Mustika 'new	0.0	0.0	0.0	0.0	0.0	0.0	0.0	0.0	0.0	0.0	0.0	0.0	0.0	0.0	0.0
	<b>JUMLAH/ SUB TOTAL</b>	<b>25,635.4</b>	<b>777.1</b>	<b>34.9</b>	<b>0.2</b>	<b>6,128.0</b>	<b>4,400.2</b>	<b>844.0</b>	<b>15,075.4</b>	<b>12,591.7</b>	<b>7,372.9</b>	<b>9,856.6</b>				<b>9,856.6</b>
<b>PATUNGAN/ JOINT VENTURE :</b>																
1	PT ACE INA Insurance	237.0	0.0	0.0	848.0	18.0	0.0	0.0	322.0	0.0	0.0	745.0	5,350.0	12,391.0	7,766.0	7,766.0
2	PT Asuransi Allianz Utama Indonesia	0.0	0.0	0.0	0.0	0.0	0.0	0.0	0.0	0.0	0.0	0.0	0.0	0.0	0.0	0.0
3	PT Asuransi Axa Indonesia	409.2	3.4	0.0	0.0	0.0	0.0	153.7	258.8	325.3	1,491.4	1,424.9	0.0	0.0	0.0	1,424.9
4	PT Bess Central Insurance	0.0	0.0	0.0	0.0	0.0	0.0	0.0	0.0	0.0	0.0	0.0	0.0	0.0	0.0	0.0
5	PT Charis Insurance Indonesia	5,529.3	335.0	54.8	0.0	432.6	2,517.0	2,869.0	0.6	2,051.0	2,051.0	0.6	0.0	0.0	0.0	0.6
6	PT China Taiping Insurance Indonesia	0.0	0.0	0.0	0.0	0.0	0.0	0.0	0.0	0.0	0.0	0.0	0.0	0.0	0.0	0.0
7	PT Asuransi CHUBB Indonesia	0.0	0.0	0.0	0.0	0.0	0.0	0.0	0.0	0.0	0.0	0.0	0.0	0.0	0.0	0.0
8	PT Asuransi Hanjin Korindo	448.1	0.0	0.0	0.0	0.0	0.0	443.6	4.5	0.0	0.0	0.0	0.0	0.0	0.0	4.5
9	PT KSK Insurance Indonesia	0.0	0.0	0.0	0.0	0.0	0.0	0.0	0.0	0.0	0.0	0.0	0.0	0.0	0.0	0.0
10	PT LIG Insurance Indonesia	356.2	0.0	0.0	0.0	0.0	0.0	0.0	0.0	0.0	356.2	0.0	0.0	0.0	0.0	356.2
11	PT IMAA General Insurance	657.9	0.0	0.0	0.0	646.3	172.6	0.0	(161.0)	270.1	792.8	361.8	0.0	0.0	0.0	361.8
12	PT Asuransi Mandiri Axa General Indonesia	9.0	0.0	0.0	0.0	7.0	0.0	0.0	2.0	0.0	4.0	6.0	0.0	0.0	0.0	6.0
13	PT Asuransi MSIG Indonesia	7,336.4	0.0	0.0	0.0	3,110.8	1,136.8	7,935.1	5,775.5	9,292.2	0.0	0.0	0.0	0.0	0.0	9,292.2
14	PT Asuransi Nipponkoa Indonesia	0.0	0.0	0.0	0.0	0.0	0.0	0.0	0.0	0.0	0.0	0.0	0.0	0.0	0.0	0.0
15	PT Asuransi CBE Pool Indonesia	159.0	0.0	0.0	0.0	0.0	0.0	159.0	0.0	0.0	0.0	0.0	0.0	0.0	0.0	159.0
16	PT Asuransi Samsung Tuju	0.0	0.0	0.0	0.0	0.0	0.0	0.0	0.0	0.0	0.0	0.0	0.0	0.0	0.0	0.0
17	PT Sampo Japan Insurance Indonesia	204.2	7.0	0.0	0.0	203.3	0.0	7.8	61.7	519.1	465.3	0.0	0.0	0.0	0.0	465.3
18	PT Asuransi Tokio Marine Indonesia	0.0	0.0	0.0	0.0	0.0	0.0	0.0	0.0	0.0	0.0	0.0	0.0	0.0	0.0	0.0
19	PT Zurich Insurance Indonesia	14,269.3	0.0	0.0	0.0	1,406.5	0.0	11,688.1	1,174.6	2,756.9	2,238.3	656.6	0.0	0.0	0.0	656.6
	<b>JUMLAH/ SUB TOTAL</b>	<b>29,615.6</b>	<b>345.3</b>	<b>54.8</b>	<b>848.0</b>	<b>2,510.4</b>	<b>6,103.7</b>	<b>16,613.2</b>	<b>5,636.4</b>	<b>18,750.1</b>	<b>25,299.7</b>	<b>12,185.9</b>				<b>12,185.9</b>
<b>REASURANSI/ REINSURANCE :</b>																
1	PT Reasuransi Internasional Indonesia	0.0	0.0	0.0	0.0	0.0	0.0	0.0	0.0	0.0	0.0	0.0	0.0	0.0	0.0	0.0
2	PT Maskapai Reasuransi Indonesia	0.0	0.0	0.0	0.0	0.0	0.0	0.0	0.0	0.0	0.0	0.0	0.0	0.0	0.0	0.0
3	PT Reasuransi Nasional Indonesia	0.0	12,878.0	0.0	0.0	0.0	0.0	0.0	12,878.0	6,173.0	2,194.0	8,899.0	0.0	0.0	0.0	8,899.0
4	PT Tujuh Reasuransi Indonesia	0.0	0.0	0.0	0.0	0.0	0.0	0.0	0.0	0.0	0.0	0.0	0.0	0.0	0.0	0.0
	<b>JUMLAH/ SUB TOTAL</b>	<b>0.0</b>	<b>12,878.0</b>	<b>0.0</b>	<b>0.0</b>	<b>0.0</b>	<b>0.0</b>	<b>0.0</b>	<b>12,878.0</b>	<b>6,173.0</b>	<b>2,194.0</b>	<b>8,899.0</b>				<b>8,899.0</b>
	<b>JUMLAH SELURUHNYA</b>	<b>55,251.0</b>	<b>14,000.4</b>	<b>89.7</b>	<b>848.2</b>	<b>8,638.4</b>	<b>10,503.9</b>	<b>17,457.2</b>	<b>33,589.8</b>	<b>37,514.8</b>	<b>34,866.6</b>	<b>30,941.6</b>				<b>30,941.6</b>
<b>GRAND TOTAL</b>																

Keterangan / notes :

\*) Tidak menyampaikan Laporan\*Have Not Submitted Annual Report

\*\*) Telah dicabut izin usaha Tahun 2012 Licenses have been revoked

**KLAIM USAHA ASURANSI UMUM DAN REASURANSI TAHUN 2012**  
CLAIMS OF GENERAL INSURANCE AND REINSURANCE BUSINESS IN 2012

Lini Usaha : Kecelakaan Diri dan Kesehatan  
Line of Business : Personal Accident & Health and Life Insurance

No.	NAMA PERUSAHAAN NAME OF COMPANIES	POS LANGSUNG DIRECT BUSINESS	DALAM NEGERI DOMESTIC		INWARD		REASURANSI / REINSURANCE		OUTWARD		KLAIM NETTO NET CLAIMS	CADANGAN KLAIM CLAIM RESERVES		BEBAN KLAIM CLAIMS INCURRED
			(3)	(4)	(5)	(6)	(7)	(8)	(9)	(10)		(11)	(12)	
(1)	(2)	(3)	(4)	(5)	(6)	(7)	(8)	(9)	(10)	(11)	(12)	(13)		
SWASTA NASIONAL / PRIVATE :														
1	PT Asuransi Adira Dinamika	81.969,8	67.702,6	0,0	0,0	67.564,5	125,0	0,0	81.992,9	29.842,8	29.323,8	81.473,9		
2	PT Asuransi Aetindo	3,6	0,0	0,0	0,0	1,6	0,2	0,0	1,8	0,0	0,0	0,8		
3	PT Athragra General Insurance	8.885,1	0,0	0,0	0,0	2,4	7,3	0,0	8.870,4	0,0	0,0	8.870,4		
4	PT Asuransi Asoka Mas	0,0	0,0	0,0	0,0	0,0	0,0	0,0	0,0	0,0	0,0	0,0		
5	PT Asuransi Astra Buana	137.051,9	0,0	0,0	0,0	5.009,8	0,0	0,0	132.042,1	5.439,8	4.908,7	131.510,9		
6	PT Avist General Insurance	3,1	0,0	0,0	0,0	1,6	0,9	0,0	0,6	0,0	0,5	1,1		
7	PT Asuransi Bangun Askrida	313.301,0	380,6	0,0	0,0	83.040,7	0,0	0,0	230.640,9	1.215,0	13.835,0	243.260,9		
8	PT Blavia Mitra Utama Insurance	0,0	0,0	0,0	0,0	0,0	0,0	0,0	0,0	0,0	0,0	0,0		
9	PT Berdikari Insurance	310,2	0,0	0,0	0,0	205,0	0,0	0,0	105,2	44,8	12,9	73,2		
10	PT Asuransi Bhakti Bhayangkara	1.793,9	0,0	0,0	0,0	1.400,0	0,0	0,0	1.653,9	10,3	0,0	1.643,6		
11	PT Asuransi Bina Dana Arta Tbk	117.834,5	0,0	0,0	0,0	64,6	0,0	0,0	117.769,9	4,3	13.734,9	131.500,5		
12	PT Asuransi Binagrya Upakara	0,0	0,0	0,0	0,0	0,0	0,0	0,0	0,0	0,0	0,0	0,0		
13	PT Asuransi Bintang Tbk	447,0	0,0	0,0	0,0	18,8	1,7	127,7	298,9	78,9	108,5	328,4		
14	PT Asuransi Bosowa Periscope	8.842,0	0,0	0,0	0,0	284,3	0,0	0,0	8.557,7	617,1	787,9	8.756,6		
15	PT Asuransi Bering Sejathera Ariamakmur	2.716,1	0,0	0,0	0,0	1.447,7	0,0	0,0	1.268,4	0,0	0,0	1.268,4		
16	PT Asuransi Buana Independent	168,9	9,2	61,3	0,0	0,0	0,0	0,0	239,4	0,0	0,0	239,4		
17	PT Asuransi Umum Bumiputera Muda 1967	99.565,0	52,0	0,0	0,0	1.875,0	0,0	0,0	97.742,0	11.160,0	15.293,0	101.875,0		
18	PT Asuransi Central Asia	0,0	0,0	0,0	0,0	0,0	0,0	0,0	0,0	0,0	0,0	0,0		
19	PT Central Sejahtera Insurance	0,0	0,0	0,0	0,0	0,0	0,0	0,0	0,0	0,0	0,0	0,0		
20	PT Citra International Underwriters	33.736,0	0,0	0,0	0,0	4.311,0	0,0	0,0	29.425,0	51,0	0,0	29.374,0		
21	PT Asuransi Davin Mitra Tbk	0,0	0,0	0,0	0,0	0,0	0,0	0,0	0,0	0,0	0,0	0,0		
22	PT Asuransi Eka Lloyd Jaya	54,2	0,0	0,0	0,0	46,1	0,0	0,0	8,1	0,2	0,4	8,4		
23	PT Asuransi Ekspor Indonesia (Persero)	0,0	0,0	0,0	0,0	0,0	0,0	0,0	0,0	0,0	0,0	0,0		
24	PT Asuransi Harta Aman Pratama Tbk	11.577,4	0,0	0,0	0,0	1.956,3	1.600,6	0,0	8.020,5	6.069,5	2.033,8	3.984,7		
25	PT Asuransi Himalaya Pelindung	0,0	0,0	0,0	0,0	0,0	0,0	0,0	0,0	0,0	0,0	0,0		
26	PT Asuransi Indrapura	41.364,6	0,0	0,0	0,0	13.767,3	3.920,4	0,0	10.442,7	8.275,8	7.922,0	10.088,9		
27	PT Asuransi Intra Asia	406,4	0,0	0,0	0,0	31,8	0,0	0,0	374,6	0,0	0,0	374,6		
28	PT MNC Asuransi Indonesia	1,1	0,0	0,0	0,0	0,2	0,0	0,0	0,8	0,0	0,0	0,8		
29	PT Asuransi Jasa Indonesia (Persero)	0,0	0,0	0,0	0,0	0,0	0,0	0,0	0,0	0,0	0,0	0,0		
30	PT Asuransi Jasa Raharja Putera	28.652,8	0,0	0,0	0,0	2.019,1	0,0	0,0	26.633,7	2.617,0	450,8	24.367,5		
31	PT Asuransi Jasa Tania Tbk	47.270,5	0,0	0,0	0,0	4.697,2	0,0	0,0	42.573,3	250,2	213,5	42.536,7		
32	PT Asuransi Jaya Proteksi	0,0	0,0	0,0	0,0	0,0	0,0	0,0	0,0	0,0	0,0	0,0		
33	PT Jaya Proteksi Takatui	0,0	0,0	0,0	0,0	0,0	0,0	0,0	0,0	0,0	0,0	0,0		
34	PT Asuransi Kayamas Sentralindo *)	0,0	0,0	0,0	0,0	0,0	0,0	0,0	0,0	0,0	0,0	0,0		
35	PT Asuransi Kredit Indonesia (Persero)	0,0	0,0	0,0	0,0	0,0	0,0	0,0	0,0	0,0	0,0	0,0		
36	PT Lippo General Insurance Tbk	218.741,3	0,0	0,0	0,0	15.215,8	0,0	0,0	203.525,5	19.725,0	13.633,2	197.433,7		
37	PT Asuransi Mapark Indonesia	0,0	0,0	0,0	0,0	0,0	0,0	0,0	0,0	0,0	0,0	0,0		
38	PT Malacca Trust Wulungrang Insurance	23,3	0,0	0,0	0,0	0,3	0,0	0,0	23,0	0,0	1,4	24,4		
39	PT Asuransi Umum Mega	0,0	116.765,5	12,5	0,0	805,7	0,0	0,0	115.972,2	4.469,6	14.764,3	126.267,0		
40	PT Asuransi Mega Pratama	0,0	0,0	0,0	0,0	0,0	0,0	0,0	0,0	0,0	0,0	0,0		
41	PT Asuransi Mitra Maparya	1.017,7	0,0	0,0	0,0	496,4	0,0	0,0	521,3	70,3	3,2	454,3		
42	PT Asuransi Multi Artha Guna	0,0	0,0	0,0	0,0	0,0	0,0	0,0	0,0	0,0	0,0	0,0		
43	PT Pan Pacific Insurance	20.318,2	0,0	0,0	0,0	0,0	0,0	0,0	20.318,2	0,0	0,0	20.318,2		
44	PT Pan Pacific Insurance Tbk	84,9	0,1	0,0	0,0	0,0	0,0	0,0	85,0	35,9	102,1	151,2		
45	PT Asuransi Parolamas	784,0	0,0	0,0	0,0	0,0	0,0	0,0	784,0	40,0	8,0	782,0		
46	PT Asuransi Puri Asih **)	0,0	0,0	0,0	0,0	0,0	0,0	0,0	0,0	0,0	0,0	0,0		
47	PT Asuransi Purna Atanugraha	3.162,0	0,0	0,0	0,0	7,9	0,0	0,0	3.154,1	0,0	0,0	3.154,1		
48	PT Asuransi Raksa Pratikara	0,0	0,0	0,0	0,0	0,0	0,0	0,0	0,0	0,0	0,0	0,0		
49	PT Asuransi Rama Satria Wibawa	50.099,1	17,2	0,0	0,0	19.147,2	4,2	15.620,6	15.344,2	1,1	29,8	15.372,9		
50	PT Asuransi Ramayana Tbk	4.990,0	21,0	0,0	0,0	1.639,0	0,0	0,0	3.372,0	383,0	519,0	3.508,0		

No.	NAMA PERUSAHAAN NAME OF COMPANIES	POS LANGSUNG DIRECT BUSINESS		DALAM NEGERI DOMESTIC		IM/ABRD ABROAD		REASURANSI / REINSURANCE		OUTWARD		KLAIM NETTO NET CLAIMS		CADANGAN KLAIM CLAIM RESERVES		BEBAN KLAIM CLAIMS INCURRED	
		(3)	(4)	(5)	(6)	(7)	(8)	(9)	(10)	(11)	(12)	(13)	(14)	(15)	(16)	(17)	(18)
51	PT Asuransi Rava	0.0	0.0	0.0	0.0	0.0	0.0	0.0	0.0	0.0	0.0	0.0	0.0	0.0	0.0	0.0	0.0
52	PT Asuransi Receptial	27.4	0.0	0.0	0.0	52.4	0.0	0.0	0.0	0.0	0.0	0.0	0.0	0.0	0.0	0.0	(21.1)
53	PT Asuransi Reliance Indonesia	155,020.1	0.0	0.0	0.0	407.2	129.7	0.0	154,483.2	0.0	588.5	9,441.5	163,326.2	0.0	0.0	0.0	0.0
54	PT Sarana Lindung Urapya	118,634.3	0.0	0.0	0.0	106,904.8	0.0	0.0	11,729.6	0.0	220.3	404.6	11,913.9	0.0	0.0	0.0	0.0
55	PT Asuransi Sinar Mas	550,540.0	2,028.6	0.0	0.0	57,255.2	1,780.7	0.0	493,517.9	14.9	38,163.3	45,898.1	500,252.7	0.0	0.0	0.0	0.0
56	PT Maskapai Asuransi Sonwelis	0.0	0.0	0.0	0.0	0.0	0.0	0.0	0.0	0.0	0.0	0.0	0.0	0.0	0.0	0.0	0.0
57	PT Asuransi Summit Oto	0.0	0.0	0.0	0.0	0.0	0.0	0.0	0.0	0.0	0.0	0.0	0.0	0.0	0.0	0.0	0.0
58	PT Sico Mandiri	0.0	0.0	0.0	0.0	0.0	0.0	0.0	0.0	0.0	0.0	0.0	0.0	0.0	0.0	0.0	0.0
59	PT Asuransi Tri Pakarta	0.0	0.0	0.0	0.0	0.0	0.0	0.0	0.0	0.0	0.0	0.0	0.0	0.0	0.0	0.0	0.0
60	PT Asuransi Tuju Kresna Pralana	0.0	0.0	0.0	0.0	0.0	0.0	0.0	0.0	0.0	0.0	0.0	0.0	0.0	0.0	0.0	0.0
61	PT Asuransi Takeful Umum	0.0	0.0	0.0	0.0	0.0	0.0	0.0	0.0	0.0	0.0	0.0	0.0	0.0	0.0	0.0	0.0
62	PT Tuju Pratama Indonesia	19,804.4	960.7	0.0	0.0	6,085.1	0.0	0.0	14,879.0	0.0	6,691.6	6,794.8	14,782.3	0.0	0.0	0.0	0.0
63	PT Victoria Insurance	0.0	0.0	0.0	0.0	0.0	0.0	0.0	0.0	0.0	0.0	0.0	0.0	0.0	0.0	0.0	0.0
64	PT Asuransi Videi	164.2	0.0	0.0	0.0	0.5	0.0	0.0	163.7	0.0	0.0	0.0	163.7	0.0	0.0	0.0	0.0
65	PT Asuransi Wahana Tata	2,163.8	74,601.0	0.0	0.0	508.2	768.0	0.0	75,488.7	0.0	3,412.2	1,588.6	73,665.0	0.0	0.0	0.0	0.0
66	PT Asuransi Wanamekar Handayani	0.0	0.0	0.0	0.0	0.0	0.0	0.0	0.0	0.0	0.0	0.0	0.0	0.0	0.0	0.0	0.0
67	PT Asuransi Mitra Peindung Musikka *new	0.0	0.0	0.0	0.0	0.0	0.0	0.0	0.0	0.0	0.0	0.0	0.0	0.0	0.0	0.0	0.0
<b>JUMLAH / SUB TOTAL</b>		<b>2,081,429.8</b>	<b>262,538.6</b>	<b>73.7</b>	<b>0.0</b>	<b>394,971.7</b>	<b>8,338.7</b>	<b>29,002.3</b>	<b>1,911,729.5</b>	<b>140,487.4</b>	<b>181,819.1</b>	<b>1,953,061.2</b>					
PATUNGAN / JOINT VENTURE :																	
1	PT ACE INA Insurance	536.0	1,973.0	0.0	12,732.0	1,750.0	0.0	10,076.0	3,415.0	3,101.0	3,517.0	3,831.0	0.0	0.0	0.0	0.0	0.0
2	PT Asuransi Allianz Utama Indonesia	0.0	0.0	0.0	0.0	0.0	0.0	0.0	0.0	0.0	0.0	0.0	0.0	0.0	0.0	0.0	0.0
3	PT Asuransi Axa Indonesia	67,734.3	13.1	0.0	0.0	4,736.5	0.0	30,398.8	32,611.0	2,438.0	8,866.9	39,039.9	0.0	0.0	0.0	0.0	0.0
4	PT Bess Central Insurance	0.0	0.0	0.0	0.0	0.0	0.0	0.0	0.0	0.0	0.0	0.0	0.0	0.0	0.0	0.0	0.0
5	PT Charis Insurance Indonesia	33,665.8	1,057.6	0.0	0.0	988.0	2,005.0	476.8	31,263.6	19,287.7	19,287.7	31,263.6	0.0	0.0	0.0	0.0	0.0
6	PT China Tailoring Insurance Indonesia	0.0	0.0	0.0	0.0	0.0	0.0	0.0	0.0	0.0	0.0	0.0	0.0	0.0	0.0	0.0	0.0
7	PT Asuransi CHUBB Indonesia	0.0	0.0	0.0	0.0	0.0	0.0	0.0	0.0	0.0	0.0	0.0	0.0	0.0	0.0	0.0	0.0
8	PT Asuransi Hanjin Koindo	0.0	0.0	0.0	0.0	0.0	0.0	0.0	0.0	0.0	0.0	0.0	0.0	0.0	0.0	0.0	0.0
9	PT KSK Insurance Indonesia	0.0	0.0	0.0	0.0	0.0	0.0	0.0	0.0	0.0	0.0	0.0	0.0	0.0	0.0	0.0	0.0
10	PT LIC Insurance Indonesia	1,341.1	0.0	0.0	0.0	0.3	0.0	0.8	1,340.1	369.0	0.0	971.1	0.0	0.0	0.0	0.0	0.0
11	PT MAA General Insurance	1,287.8	0.0	0.0	0.0	43.0	11.2	0.0	1,213.6	106.1	169.8	1,277.3	0.0	0.0	0.0	0.0	0.0
12	PT Asuransi Mandiri Axa General Indonesia	571.0	0.0	0.0	0.0	155.0	0.0	0.0	416.0	51.0	432.0	787.0	0.0	0.0	0.0	0.0	0.0
13	PT Asuransi MSIG Indonesia	12,661.1	475.0	0.0	0.0	0.0	0.0	5,678.7	7,457.4	869.8	852.0	7,439.5	0.0	0.0	0.0	0.0	0.0
14	PT Asuransi Nipponkoa Indonesia	0.0	0.0	0.0	0.0	0.0	0.0	0.0	0.0	0.0	0.0	0.0	0.0	0.0	0.0	0.0	0.0
15	PT Asuransi QBE Pool Indonesia	589.0	0.0	0.0	0.0	0.0	0.0	0.0	589.0	0.0	0.0	589.0	0.0	0.0	0.0	0.0	0.0
16	PT Asuransi Samsung Tuju	0.0	875.0	0.0	0.0	0.0	0.0	0.0	875.0	0.0	677.0	1,552.0	0.0	0.0	0.0	0.0	0.0
17	PT Sampo Japan Insurance Indonesia	671.8	0.0	0.0	0.0	150.9	429.4	0.0	91.6	21.8	41.1	110.8	0.0	0.0	0.0	0.0	0.0
18	PT Asuransi Tokio Marine Indonesia	0.0	0.0	0.0	0.0	0.0	0.0	0.0	0.0	0.0	0.0	0.0	0.0	0.0	0.0	0.0	0.0
19	PT Zurich Insurance Indonesia	5,911.7	0.0	0.0	0.0	0.0	0.0	0.0	5,911.7	2,804.8	4,043.5	7,150.4	0.0	0.0	0.0	0.0	0.0
<b>JUMLAH / SUB TOTAL</b>		<b>124,979.6</b>	<b>4,393.7</b>	<b>0.0</b>	<b>12,732.0</b>	<b>7,833.6</b>	<b>2,445.6</b>	<b>46,632.1</b>	<b>85,194.0</b>	<b>29,049.2</b>	<b>37,886.9</b>	<b>94,031.7</b>					
REASURANSI / REINSURANCE :																	
1	PT Reasuransi Internasional Indonesia	0.0	387,265.6	0.0	0.0	3,845.7	1,353.7	30,214.6	351,851.5	24,796.2	28,321.6	355,376.9	0.0	0.0	0.0	0.0	0.0
2	PT Maskapai Reasuransi Indonesia	0.0	239,495.8	26.9	0.0	8,635.8	55,582.4	3,542.1	171,762.4	9,339.3	12,834.5	175,257.6	0.0	0.0	0.0	0.0	0.0
3	PT Reasuransi Nasional Indonesia	0.0	4,185.0	0.0	0.0	0.0	0.0	0.0	4,185.0	157.0	0.0	3,827.0	0.0	0.0	0.0	0.0	0.0
4	PT Tuju Reasuransi Indonesia	0.0	630,946.3	26.9	0.0	12,481.5	56,936.1	33,756.7	527,798.9	34,650.5	41,313.2	534,461.6	0.0	0.0	0.0	0.0	0.0
<b>JUMLAH / SUB TOTAL</b>		<b>2,206,409.4</b>	<b>897,878.6</b>	<b>100.7</b>	<b>12,732.0</b>	<b>415,286.8</b>	<b>67,720.4</b>	<b>109,391.1</b>	<b>2,524,722.4</b>	<b>204,187.1</b>	<b>261,019.2</b>	<b>2,581,554.4</b>					
<b>GRAND TOTAL</b>																	

Keterangan / notes :

\*) Tidak menyampaikan LaporanHave Not Submitted Annual Report

\*\*) Telah dicabut izin usaha Tahun 2012/licenses have been revoked

TABEL : 2.12.12/TABLE : 2.12.12  
KLAIM USAHA ASURANSI UMUM DAN REASURANSI TAHUN 2012  
CLAIMS OF GENERAL INSURANCE AND REINSURANCE BUSINESS IN 2012  
Lini Usaha : Kredit  
Line of Business : Credit

(1)	(2)	(3)	(4)		(5)		(6)		(7)		(8)		(9)	(10)	(11)		(12)	(13)
			DALAM NEGERI DOMESTIC	ABROAD	ASEAN	ABROAD	LAINNYA OTHERS	DALAM NEGERI DOMESTIC	ABROAD	ASEAN	ABROAD	TAHUN LALU PAST YEAR			TAHUN BERJALAN PAST YEAR			
SWASTA NASIONAL / PRIVATE :																		
1	PT Asuransi Adira Dinamika	0.0	0.0	0.0	0.0	0.0	0.0	0.0	0.0	0.0	0.0	0.0	0.0	0.0	0.0	0.0	0.0	0.0
2	PT Asuransi Aetendo	0.0	0.0	0.0	0.0	0.0	0.0	0.0	0.0	0.0	0.0	0.0	0.0	0.0	0.0	0.0	0.0	0.0
3	PT Ardhagraha General Insurance	0.0	0.0	0.0	0.0	0.0	0.0	0.0	0.0	0.0	0.0	0.0	0.0	0.0	0.0	0.0	0.0	0.0
4	PT Asuransi Asoka Mas	0.0	0.0	0.0	0.0	0.0	0.0	0.0	0.0	0.0	0.0	0.0	0.0	0.0	0.0	0.0	0.0	0.0
5	PT Asuransi Astira Buana	0.0	0.0	0.0	0.0	0.0	0.0	0.0	0.0	0.0	0.0	0.0	0.0	0.0	0.0	0.0	0.0	0.0
6	PT Avrist General Insurance	0.0	0.0	0.0	0.0	0.0	0.0	0.0	0.0	0.0	0.0	0.0	0.0	0.0	0.0	0.0	0.0	0.0
7	PT Asuransi Bangun Askrida	0.0	0.0	0.0	0.0	0.0	0.0	0.0	0.0	0.0	0.0	0.0	0.0	0.0	0.0	0.0	0.0	0.0
8	PT Batavia Mitratama Insurance	0.0	0.0	0.0	0.0	0.0	0.0	0.0	0.0	0.0	0.0	0.0	0.0	0.0	0.0	0.0	0.0	0.0
9	PT Berdikari Insurance	0.0	0.0	0.0	0.0	0.0	0.0	0.0	0.0	0.0	0.0	0.0	0.0	0.0	0.0	0.0	0.0	0.0
10	PT Asuransi Bhakti Bhayangkara	0.0	0.0	0.0	0.0	0.0	0.0	0.0	0.0	0.0	0.0	0.0	0.0	0.0	0.0	0.0	0.0	0.0
11	PT Asuransi Bina Dana Arta Tbk	0.0	0.0	0.0	0.0	0.0	0.0	0.0	0.0	0.0	0.0	0.0	0.0	0.0	0.0	0.0	0.0	0.0
12	PT Asuransi Binagriya Upakara	0.0	0.0	0.0	0.0	0.0	0.0	0.0	0.0	0.0	0.0	0.0	0.0	0.0	0.0	0.0	0.0	0.0
13	PT Asuransi Bintang Tbk	0.0	0.0	0.0	0.0	0.0	0.0	0.0	0.0	0.0	0.0	0.0	0.0	0.0	0.0	0.0	0.0	0.0
14	PT Asuransi Bosowa Periskop	0.0	0.0	0.0	0.0	0.0	0.0	0.0	0.0	0.0	0.0	0.0	0.0	0.0	0.0	0.0	0.0	0.0
15	PT Asuransi Brinjin Segahtera Artamakmur	0.0	0.0	0.0	0.0	0.0	0.0	0.0	0.0	0.0	0.0	0.0	0.0	0.0	0.0	0.0	0.0	0.0
16	PT Asuransi Buana Independent	0.0	0.0	0.0	0.0	0.0	0.0	0.0	0.0	0.0	0.0	0.0	0.0	0.0	0.0	0.0	0.0	0.0
17	PT Asuransi Umum Bumiputera Muda 1987	375.0	74.0	0.0	0.0	0.0	0.0	0.0	106.0	0.0	0.0	0.0	0.0	343.0	732.0	2,832.0	2,443.0	0.0
18	PT Asuransi Central Asia	0.0	0.0	0.0	0.0	0.0	0.0	0.0	0.0	0.0	0.0	0.0	0.0	0.0	0.0	0.0	0.0	0.0
19	PT Central Sejahtera Insurance	0.0	0.0	0.0	0.0	0.0	0.0	0.0	0.0	0.0	0.0	0.0	0.0	0.0	0.0	0.0	0.0	0.0
20	PT Citra International Underwriters	0.0	0.0	0.0	0.0	0.0	0.0	0.0	0.0	0.0	0.0	0.0	0.0	0.0	0.0	0.0	0.0	0.0
21	PT Asuransi Davin Mitra Tbk	0.0	0.0	0.0	0.0	0.0	0.0	0.0	0.0	0.0	0.0	0.0	0.0	0.0	0.0	0.0	0.0	0.0
22	PT Asuransi Eka Lloyd Jaya	0.0	0.0	0.0	0.0	0.0	0.0	0.0	0.0	0.0	0.0	0.0	0.0	0.0	0.0	0.0	0.0	0.0
23	PT Asuransi Ekspor Indonesia (Persero)	19,220.6	0.0	0.0	0.0	0.0	0.0	0.0	4,938.4	0.0	0.0	0.0	0.0	14,282.2	21,135.7	42,968.9	36,115.3	0.0
24	PT Asuransi Harta Aman Pratama Tbk	0.0	0.0	0.0	0.0	0.0	0.0	0.0	0.0	0.0	0.0	0.0	0.0	0.0	0.0	0.0	0.0	0.0
25	PT Asuransi Himalaya Pelindung	0.0	0.0	0.0	0.0	0.0	0.0	0.0	0.0	0.0	0.0	0.0	0.0	0.0	0.0	0.0	0.0	0.0
26	PT Asuransi Indrapura	0.0	0.0	0.0	0.0	0.0	0.0	0.0	0.0	0.0	0.0	0.0	0.0	0.0	0.0	0.0	0.0	0.0
27	PT Asuransi Intra Asia	0.0	0.0	0.0	0.0	0.0	0.0	0.0	0.0	0.0	0.0	0.0	0.0	0.0	0.0	0.0	0.0	0.0
28	PT MNC Asuransi Indonesia	0.0	0.0	0.0	0.0	0.0	0.0	0.0	0.0	0.0	0.0	0.0	0.0	0.0	0.0	0.0	0.0	0.0
29	PT Asuransi Jasa Indonesia (Persero)	0.0	0.0	0.0	0.0	0.0	0.0	0.0	0.0	0.0	0.0	0.0	0.0	0.0	0.0	0.0	0.0	0.0
30	PT Asuransi Jasa Rahajaja P/Itera	4.4	0.0	0.0	0.0	0.0	0.0	0.0	0.0	0.0	0.0	0.0	0.0	4.4	0.0	0.0	0.0	0.0
31	PT Asuransi Jasa Tania Tbk	0.0	0.0	0.0	0.0	0.0	0.0	0.0	0.0	0.0	0.0	0.0	0.0	0.0	0.0	0.0	0.0	0.0
32	PT Asuransi Jaya Proteksi	0.0	0.0	0.0	0.0	0.0	0.0	0.0	0.0	0.0	0.0	0.0	0.0	0.0	0.0	0.0	0.0	0.0
33	PT Jaya Proteksi Takatuli	0.0	0.0	0.0	0.0	0.0	0.0	0.0	0.0	0.0	0.0	0.0	0.0	0.0	0.0	0.0	0.0	0.0
34	PT Asuransi Kayamas Sentralindo *)	0.0	0.0	0.0	0.0	0.0	0.0	0.0	0.0	0.0	0.0	0.0	0.0	0.0	0.0	0.0	0.0	0.0
35	PT Asuransi Kredit Indonesia (Persero)	371,575.9	(1,083.1)	0.0	0.0	0.0	0.0	0.0	7,120.1	0.0	0.0	0.0	0.0	363,372.7	127,112.6	182,814.4	419,074.5	0.0
36	PT Lippo General Insurance Tbk	0.0	0.0	0.0	0.0	0.0	0.0	0.0	0.0	0.0	0.0	0.0	0.0	0.0	0.0	0.0	0.0	0.0
37	PT Asuransi Malpark Indonesia	0.0	0.0	0.0	0.0	0.0	0.0	0.0	0.0	0.0	0.0	0.0	0.0	0.0	0.0	0.0	0.0	0.0
38	PT Malacca Trust Wawancara Insurance	0.0	0.0	0.0	0.0	0.0	0.0	0.0	0.0	0.0	0.0	0.0	0.0	0.0	0.0	0.0	0.0	0.0
39	PT Asuransi Umum Mega	0.0	0.0	0.0	0.0	0.0	0.0	0.0	0.0	0.0	0.0	0.0	0.0	0.0	0.0	0.0	0.0	0.0
40	PT Asuransi Meqa Pratama	0.0	0.0	0.0	0.0	0.0	0.0	0.0	0.0	0.0	0.0	0.0	0.0	0.0	0.0	0.0	0.0	0.0
41	PT Asuransi Mitra Maparya	0.0	0.0	0.0	0.0	0.0	0.0	0.0	0.0	0.0	0.0	0.0	0.0	0.0	0.0	0.0	0.0	0.0
42	PT Asuransi Multi Artha Guna	0.0	0.0	0.0	0.0	0.0	0.0	0.0	0.0	0.0	0.0	0.0	0.0	0.0	0.0	0.0	0.0	0.0
43	PT Pan Pacific Insurance	0.0	0.0	0.0	0.0	0.0	0.0	0.0	0.0	0.0	0.0	0.0	0.0	0.0	0.0	0.0	0.0	0.0
44	PT Panin Insurance Tbk	0.0	0.0	0.0	0.0	0.0	0.0	0.0	0.0	0.0	0.0	0.0	0.0	0.0	0.0	0.0	0.0	0.0
45	PT Asuransi Parolamas	0.0	0.0	0.0	0.0	0.0	0.0	0.0	0.0	0.0	0.0	0.0	0.0	0.0	0.0	0.0	0.0	0.0
46	PT Asuransi Puri Asih **)	0.0	0.0	0.0	0.0	0.0	0.0	0.0	0.0	0.0	0.0	0.0	0.0	0.0	0.0	0.0	0.0	0.0
47	PT Asuransi Purna Atanugraha	0.0	0.0	0.0	0.0	0.0	0.0	0.0	0.0	0.0	0.0	0.0	0.0	0.0	0.0	0.0	0.0	0.0
48	PT Asuransi Raksa Pratikara	0.0	0.0	0.0	0.0	0.0	0.0	0.0	0.0	0.0	0.0	0.0	0.0	0.0	0.0	0.0	0.0	0.0
49	PT Asuransi Rama Sarira Wibawa	0.0	0.0	0.0	0.0	0.0	0.0	0.0	0.0	0.0	0.0	0.0	0.0	0.0	0.0	0.0	0.0	0.0
50	PT Asuransi Ramayana Tbk	0.0	0.0	0.0	0.0	0.0	0.0	0.0	0.0	0.0	0.0	0.0	0.0	0.0	0.0	0.0	0.0	0.0

No.	NAMA PERUSAHAAN NAME OF COMPANIES	POS LANGSUNG DIRECT BUSINESS		DALAM NEGERI DOMESTIC		INWARD		REASURANSI / REINSURANCE		OUTWARD		KLAIM NETTO NET CLAIMS	CADANGAN KLAIM CLAIM RESERVES		BEBAN KLAIM CLAIMS INCURRED
		(3)	(4)	(5)	(6)	(7)	(8)	(9)	(10)	(11)	(12)		(13)		
(1)	(2)	(3)	(4)	(5)	(6)	(7)	(8)	(9)	(10)	(11)	(12)	(13)			
51	PT Asuransi Raya	0.0	0.0	0.0	0.0	0.0	0.0	0.0	0.0	0.0	0.0	0.0	0.0	0.0	0.0
52	PT Asuransi Receptiel	0.0	0.0	0.0	0.0	0.0	0.0	0.0	0.0	0.0	0.0	0.0	0.0	0.0	0.0
53	PT Asuransi Reliance Indonesia	0.0	0.0	0.0	0.0	0.0	0.0	0.0	0.0	0.0	0.0	0.0	0.0	0.0	0.0
54	PT Sarana Lindung Upaya	0.0	0.0	0.0	0.0	0.0	0.0	0.0	0.0	0.0	0.0	0.0	0.0	0.0	0.0
55	PT Asuransi Sinar Mas	0.0	1111.5	0.0	0.0	0.0	0.0	0.0	1111.5	0.0	520.0	0.0	591.5	0.0	0.0
56	PT Maskapai Asuransi Sonweils	0.0	0.0	0.0	0.0	0.0	0.0	0.0	0.0	0.0	0.0	0.0	0.0	0.0	0.0
57	PT Asuransi Sumit Oto	0.0	0.0	0.0	0.0	0.0	0.0	0.0	0.0	0.0	0.0	0.0	0.0	0.0	0.0
58	PT Slaco Mandiri	0.0	0.0	0.0	0.0	0.0	0.0	0.0	0.0	0.0	0.0	0.0	0.0	0.0	0.0
59	PT Asuransi Titi Pakarta	0.0	0.0	0.0	0.0	0.0	0.0	0.0	0.0	0.0	0.0	0.0	0.0	0.0	0.0
60	PT Asuransi Tuju Kresna Pratama	0.0	0.0	0.0	0.0	0.0	0.0	0.0	0.0	0.0	0.0	0.0	0.0	0.0	0.0
61	PT Asuransi Takatuf Umum	0.0	0.0	0.0	0.0	0.0	0.0	0.0	0.0	0.0	0.0	0.0	0.0	0.0	0.0
62	PT Tugu Pratama Indonesia	0.0	0.0	0.0	0.0	0.0	0.0	0.0	0.0	0.0	0.0	0.0	0.0	0.0	0.0
63	PT Victoria Insurance	0.0	0.0	0.0	0.0	0.0	0.0	0.0	0.0	0.0	0.0	0.0	0.0	0.0	0.0
64	PT Asuransi Vidai	0.0	0.0	0.0	0.0	0.0	0.0	0.0	0.0	0.0	0.0	0.0	0.0	0.0	0.0
65	PT Asuransi Wahana Tata	0.0	0.0	0.0	0.0	0.0	0.0	0.0	0.0	0.0	0.0	0.0	0.0	0.0	0.0
66	PT Asuransi Wanamekar Handayani	0.0	0.0	0.0	0.0	0.0	0.0	0.0	0.0	0.0	0.0	0.0	0.0	0.0	0.0
67	PT Asuransi Mitra Pelindung Mustika *new	0.0	0.0	0.0	0.0	0.0	0.0	0.0	0.0	0.0	0.0	0.0	0.0	0.0	0.0
<b>JUMLAH / SUB TOTAL</b>		<b>391,175.8</b>	<b>(897.6)</b>	<b>0.0</b>	<b>0.0</b>	<b>12,184.5</b>	<b>0.0</b>	<b>0.0</b>	<b>378,113.7</b>	<b>149,032.4</b>	<b>228,615.3</b>	<b>457,695.6</b>			
<b>PATUNGAN / JOINT VENTURE :</b>															
1	PT ACE INA Insurance	0.0	0.0	0.0	0.0	0.0	0.0	0.0	0.0	0.0	0.0	0.0	0.0	0.0	0.0
2	PT Asuransi Allianz Utama Indonesia	0.0	0.0	0.0	0.0	0.0	0.0	0.0	0.0	0.0	0.0	0.0	0.0	0.0	0.0
3	PT Asuransi Axa Indonesia	0.0	0.0	0.0	0.0	0.0	0.0	0.0	0.0	0.0	0.0	0.0	0.0	0.0	0.0
4	PT Bess Central Insurance	0.0	0.0	0.0	0.0	0.0	0.0	0.0	0.0	0.0	0.0	0.0	0.0	0.0	0.0
5	PT Charis Insurance Indonesia	0.0	0.0	0.0	0.0	0.0	0.0	0.0	0.0	0.0	0.0	0.0	0.0	0.0	0.0
6	PT China Taiping Insurance Indonesia	0.0	0.0	0.0	0.0	0.0	0.0	0.0	0.0	0.0	0.0	0.0	0.0	0.0	0.0
7	PT Asuransi CHUBB Indonesia	0.0	0.0	0.0	0.0	0.0	0.0	0.0	0.0	0.0	0.0	0.0	0.0	0.0	0.0
8	PT Asuransi Hanjin Korindo	0.0	0.0	0.0	0.0	0.0	0.0	0.0	0.0	0.0	0.0	0.0	0.0	0.0	0.0
9	PT KSK Insurance Indonesia	0.0	0.0	0.0	0.0	0.0	0.0	0.0	0.0	0.0	0.0	0.0	0.0	0.0	0.0
10	PT LIG Insurance Indonesia	0.0	0.0	0.0	0.0	0.0	0.0	0.0	0.0	0.0	0.0	0.0	0.0	0.0	0.0
11	PT IMAA General Insurance	0.0	0.0	0.0	0.0	0.0	0.0	0.0	0.0	0.0	0.0	0.0	0.0	0.0	0.0
12	PT Asuransi Mandiri Axa General Indonesia	0.0	0.0	0.0	0.0	0.0	0.0	0.0	0.0	0.0	0.0	0.0	0.0	0.0	0.0
13	PT Asuransi MSIG Indonesia	0.0	0.0	0.0	0.0	0.0	0.0	0.0	0.0	0.0	0.0	0.0	0.0	0.0	0.0
14	PT Asuransi Nipponkoa Indonesia	0.0	0.0	0.0	0.0	0.0	0.0	0.0	0.0	0.0	0.0	0.0	0.0	0.0	0.0
15	PT Asuransi OBE Pool Indonesia	0.0	0.0	0.0	0.0	0.0	0.0	0.0	0.0	0.0	0.0	0.0	0.0	0.0	0.0
16	PT Asuransi Samsung Tugu	0.0	0.0	0.0	0.0	0.0	0.0	0.0	0.0	0.0	0.0	0.0	0.0	0.0	0.0
17	PT Sampo Japan Insurance Indonesia	0.0	0.0	0.0	0.0	0.0	0.0	0.0	0.0	0.0	0.0	0.0	0.0	0.0	0.0
18	PT Asuransi Tokio Marine Indonesia	0.0	0.0	0.0	0.0	0.0	0.0	0.0	0.0	0.0	0.0	0.0	0.0	0.0	0.0
19	PT Zurich Insurance Indonesia	0.0	0.0	0.0	0.0	0.0	0.0	0.0	0.0	0.0	0.0	0.0	0.0	0.0	0.0
<b>JUMLAH / SUB TOTAL</b>		<b>0.0</b>	<b>0.0</b>	<b>0.0</b>	<b>0.0</b>	<b>0.0</b>	<b>0.0</b>	<b>0.0</b>	<b>0.0</b>	<b>0.0</b>	<b>0.0</b>	<b>0.0</b>	<b>0.0</b>	<b>0.0</b>	<b>0.0</b>
<b>REASURANSI / REINSURANCE :</b>															
1	PT Reasuransi Internasional Indonesia	0.0	0.0	0.0	0.0	0.0	0.0	0.0	0.0	0.0	0.0	0.0	0.0	0.0	0.0
2	PT Maskapai Reasuransi Indonesia	0.0	0.0	0.0	0.0	0.0	0.0	0.0	0.0	0.0	0.0	0.0	0.0	0.0	0.0
3	PT Reasuransi Nasional Indonesia	0.0	11,863.0	236.0	0.0	0.0	0.0	0.0	12,099.0	3,406.0	19,914.0	28,807.0	0.0	0.0	0.0
4	PT Tugu Reasuransi Indonesia	0.0	0.0	0.0	0.0	0.0	0.0	0.0	0.0	0.0	0.0	0.0	0.0	0.0	0.0
<b>JUMLAH / SUB TOTAL</b>		<b>0.0</b>	<b>11,863.0</b>	<b>236.0</b>	<b>0.0</b>	<b>0.0</b>	<b>0.0</b>	<b>0.0</b>	<b>12,099.0</b>	<b>3,406.0</b>	<b>19,914.0</b>	<b>28,807.0</b>	<b>0.0</b>	<b>0.0</b>	<b>0.0</b>
<b>JUMLAH SELURUHNYA</b>		<b>391,175.8</b>	<b>10,965.4</b>	<b>236.0</b>	<b>0.0</b>	<b>12,184.5</b>	<b>0.0</b>	<b>0.0</b>	<b>390,212.7</b>	<b>152,438.4</b>	<b>248,529.3</b>	<b>486,303.6</b>			
<b>GRAND TOTAL</b>															

**Keterangan / notes :**

\*) Tidak menyampaikan LaporanHave Not Submitted Annual Report

\*\*) Telah dicabut izin usaha Tahun 2012/licenses have been revoked

TABEL 2.12(13) TABLE 2.12.13  
KLAIM USAHA ASURANSI UMUM DAN REASURANSI TAHUN 2012  
CLAIMS OF GENERAL INSURANCE AND REINSURANCE BUSINESS IN 2012  
Lini Usaha : Suretyship  
Line of Business : Suretyship

No.	NAMA PERUSAHAAN NAME OF COMPANIES	POS LANGSUNG DIRECT BUSINESS	DALAM NEGERI DOMESTIC		INWARD		REASURANSI / REINSURANCE		OUTWARD		KLAIM NETTO NET CLAIMS	CADANGAN KLAIM CLAIM RESERVES		BEBAN KLAIM CLAIMS INCURRED
			(4)	(3)	(5)	(6)	(7)	(8)	(9)	(10)		(11)	(12)	
(1)	(2)	(3)	(4)	(3)	(5)	(6)	(7)	(8)	(9)	(10)	(11)	(12)	(13)	
SWASTA NASIONAL / PRIVATE :														
1	PT Asuransi Adira Dinamika	2,564.3	0.0	0.0	0.0	0.0	7.6	2,462.4	0.0	94.3	44.6	152.9	202.7	
2	PT Asuransi Aetindo	0.0	35.6	0.0	0.0	0.0	0.0	0.0	0.0	35.6	0.0	3.0	38.6	
3	PT Arthagraha General Insurance	0.0	0.0	0.0	0.0	0.0	0.0	0.0	0.0	0.0	0.0	0.0	0.0	
4	PT Asuransi Asoka Mas	54.0	688.1	0.0	0.0	27.0	0.0	0.0	0.0	715.1	114.5	237.5	838.1	
5	PT Asuransi Astra Buana	0.0	0.0	0.0	0.0	0.0	0.0	0.0	0.0	0.0	0.0	0.0	0.0	
6	PT Avrist General Insurance	0.0	0.0	0.0	0.0	0.0	0.0	0.0	0.0	0.0	0.0	0.0	0.0	
7	PT Asuransi Bangun Askrida	634.1	41.1	0.0	0.0	99.9	4.3	0.0	0.0	571.0	0.0	92.6	663.6	
8	PT Betavia Militaria Insurance	0.0	0.0	0.0	0.0	0.0	0.0	0.0	0.0	0.0	0.0	0.0	0.0	
9	PT Berdikari Insurance	0.0	447.2	0.0	0.0	0.1	0.0	0.0	0.0	(0.1)	250.4	0.0	(250.5)	
10	PT Asuransi Bhakti Bhayangkara	0.0	0.0	0.0	0.0	0.0	0.0	0.0	0.0	447.2	641.0	864.2	670.5	
11	PT Asuransi Bina Dana Arta Tbk	0.0	0.0	0.0	0.0	0.0	0.0	0.0	0.0	0.0	0.0	0.0	0.0	
12	PT Asuransi Binaghiya Upakara	0.0	8.5	0.0	0.0	0.0	0.0	0.0	0.0	8.5	0.0	341.9	350.3	
13	PT Asuransi Binatihya Tbk	131.1	0.0	0.0	0.0	5.9	0.0	43.0	0.0	82.3	23.9	154.6	213.0	
14	PT Asuransi Bosowa Periskop	1,054.2	0.0	0.0	0.0	577.4	0.0	0.0	0.0	476.8	115.1	364.7	726.4	
15	PT Asuransi Brngin Sejahtera Artamakmur	45.3	0.0	0.0	0.0	0.0	0.0	0.0	0.0	45.3	0.0	0.0	45.3	
16	PT Asuransi Buana Independent	0.0	286.6	0.0	0.0	0.0	0.0	0.0	0.0	286.6	0.0	0.0	286.6	
17	PT Asuransi Umum Bumiputera Muda 1967	12,470.0	560.0	0.0	0.0	3,586.0	0.0	0.0	0.0	9,434.0	30,592.0	40,161.0	19,003.0	
18	PT Asuransi Central Asia	0.0	0.0	0.0	0.0	0.0	0.0	0.0	0.0	0.0	0.0	0.0	0.0	
19	PT Central Sejahtera Insurance	0.0	0.0	0.0	0.0	0.0	0.0	0.0	0.0	0.0	0.0	0.0	0.0	
20	PT Citra International Underwriters	0.0	0.0	0.0	0.0	0.0	0.0	0.0	0.0	0.0	0.0	0.0	0.0	
21	PT Asuransi Davin Mitra Tbk	0.0	0.0	0.0	0.0	0.0	0.0	0.0	0.0	0.0	0.0	0.0	0.0	
22	PT Asuransi Eka Lloyd Jaya	0.0	0.0	0.0	0.0	0.0	0.0	0.0	0.0	0.0	0.0	0.0	0.0	
23	PT Asuransi Ekspor Indonesia (Persero)	3,258.4	1,936.8	0.0	0.0	1,773.1	317.4	0.0	0.0	3,104.7	2,872.1	12,344.4	12,577.0	
24	PT Asuransi Harta Aman Pratama Tbk	0.0	0.0	0.0	0.0	0.0	0.0	0.0	0.0	0.0	0.0	0.0	0.0	
25	PT Asuransi Himalaya Peleluding	142.3	0.0	0.0	0.0	71.2	0.0	0.0	0.0	71.2	203.1	60.2	(71.7)	
26	PT Asuransi Indrapura	0.0	0.0	0.0	0.0	0.0	0.0	0.0	0.0	0.0	0.0	0.0	0.0	
27	PT Asuransi Intra Asia	518.3	0.0	0.0	0.0	175.3	0.0	0.0	0.0	343.0	0.0	0.0	343.0	
28	PT MNC Asuransi Indonesia	0.0	0.0	0.0	0.0	0.0	0.0	0.0	0.0	0.0	0.0	0.0	0.0	
29	PT Asuransi Jasa Indonesia (Persero)	48,609.1	837.8	0.0	0.0	29,486.5	0.0	195.3	0.0	19,950.0	12,848.0	12,442.0	19,389.0	
30	PT Asuransi Jasa Rahajaya Putera	22,153.6	16.3	0.0	0.0	6,821.4	1,687.2	3,676.8	9,984.6	15,619.7	40,008.4	34,373.2	0.0	
31	PT Asuransi Jasa Tania Tbk	512.5	329.1	0.0	0.0	384.4	0.0	0.0	0.0	457.2	0.0	0.0	457.2	
32	PT Asuransi Jaya Proteksi	0.0	0.0	0.0	0.0	0.0	0.0	0.0	0.0	0.0	0.0	0.0	0.0	
33	PT Jaya Proteksi Takatuli	0.0	0.0	0.0	0.0	0.0	0.0	0.0	0.0	0.0	0.0	0.0	0.0	
34	PT Asuransi Karyamas Sentralindo *)	0.0	0.0	0.0	0.0	0.0	0.0	0.0	0.0	0.0	0.0	0.0	0.0	
35	PT Asuransi Kredit Indonesia (Persero)	53,099.0	1,542.0	0.0	0.0	11,568.4	0.0	0.0	0.0	43,072.6	8,534.6	54,893.8	89,431.8	
36	PT Lippo General Insurance Tbk	0.0	0.0	0.0	0.0	0.0	0.0	0.0	0.0	0.0	0.0	0.0	0.0	
37	PT Asuransi Mapark Indonesia	0.0	0.0	0.0	0.0	0.0	0.0	0.0	0.0	0.0	0.0	0.0	0.0	
38	PT Malacca Trust Wulunggan Insurance	0.0	0.0	0.0	0.0	0.0	0.0	0.0	0.0	0.0	0.0	0.0	0.0	
39	PT Asuransi Umum Mega	1,879.2	0.0	0.0	0.0	1,561.6	0.0	0.0	0.0	317.6	383.8	24.8	(41.5)	
40	PT Asuransi Mega Pratama	4,208.6	4.0	0.0	0.0	1,330.3	0.0	0.0	0.0	2,882.3	2,420.8	10,153.1	10,614.6	
41	PT Asuransi Mitra Mepayya	0.0	0.0	0.0	0.0	0.0	0.0	0.0	0.0	0.0	0.0	0.0	0.0	
42	PT Asuransi Multi Arta Guna	0.0	0.0	0.0	0.0	0.0	0.0	0.0	0.0	0.0	0.0	0.0	0.0	
43	PT Pan Pacific Insurance	132.2	0.0	0.0	0.0	0.0	0.0	0.0	0.0	132.2	0.0	0.0	132.2	
44	PT Panin Insurance Tbk	0.0	0.0	0.0	0.0	0.0	0.0	0.0	0.0	0.0	0.0	0.0	0.0	
45	PT Asuransi Parolamas	8,881.0	0.0	0.0	0.0	6,790.0	0.0	0.0	0.0	2,091.0	975.0	516.0	1,632.0	
46	PT Asuransi Puri Asih **)	0.0	0.0	0.0	0.0	0.0	0.0	0.0	0.0	0.0	0.0	0.0	0.0	
47	PT Asuransi Purna Altanugraha	501.5	208.8	0.0	0.0	51.7	0.0	0.0	0.0	658.6	0.0	0.0	658.6	
48	PT Asuransi Raksa Pratikara	0.0	0.0	0.0	0.0	0.0	0.0	0.0	0.0	0.0	0.0	0.0	0.0	
49	PT Asuransi Rama Satria Wibawa	2,296.8	6.9	0.0	0.0	1,473.3	0.0	0.0	0.0	832.4	0.0	0.0	832.4	
50	PT Asuransi Ramayana Tbk	20,056.0	694.0	0.0	0.0	12,561.0	(30.0)	0.0	0.0	8,219.0	617.0	1,063.0	8,685.0	

No.	NAMA PERUSAHAAN NAME OF COMPANIES	POS LANGSUNG DIRECT BUSINESS		DALAM NEGERI DOMESTIC		INWARD		REASURANSI / REINSURANCE		OUTWARD		KADANGAN KLAIM CLAIM RESERVES		BEBAN KLAIM CLAIMS INCURRED
		(3)	(4)	(5)	(6)	(7)	(8)	(9)	(10)	(11)	(12)	(13)		
(1)	(2)	(3)	(4)	(5)	(6)	(7)	(8)	(9)	(10)	(11)	(12)	(13)		
51	PT Asuransi Rava	25.8	0.0	0.0	0.0	2.2	0.0	0.0	23.7	97.1	1,102.3	1,028.8		
52	PT Asuransi Recapital	0.0	0.0	0.0	0.0	0.0	0.0	0.0	0.0	0.0	0.0	8.4		
53	PT Asuransi Reliance Indonesia	0.0	0.0	0.0	0.0	0.0	0.0	0.0	0.0	0.0	0.0	0.0		
54	PT Sarana Lindung Upaya	0.8	0.8	0.0	0.0	0.0	0.0	0.0	0.8	0.0	0.0	0.0		
55	PT Asuransi Sinar Mas	(2,922.9)	306.7	0.0	0.0	0.0	0.0	0.0	(2,616.2)	109.5	286.9	(2,438.8)		
56	PT Maskapai Asuransi Sonwells	0.0	0.0	0.0	0.0	0.0	0.0	0.0	0.0	0.0	0.0	0.0		
57	PT Asuransi Summit Oto	0.0	0.0	0.0	0.0	0.0	0.0	0.0	0.0	0.0	0.0	0.0		
58	PT Staco Mandiri	46.6	5.1	0.0	0.0	40.5	0.0	0.0	11.2	39.4	0.0	(28.2)		
59	PT Asuransi Tri Pakarta	0.0	0.0	0.0	0.0	0.0	0.0	0.0	0.0	0.0	0.0	0.0		
60	PT Asuransi Tugu Kresna Pratama	0.0	1,651.7	0.0	0.0	0.0	0.0	0.0	1,651.7	0.0	0.0	1,651.7		
61	PT Asuransi Takaful Umum	0.0	0.0	0.0	0.0	0.0	0.0	0.0	0.0	0.0	0.0	0.0		
62	PT Tugu Pratama Indonesia	248.1	416.3	0.0	0.0	5.3	0.0	0.0	689.1	575.3	581.2	665.0		
63	PT Victoria Insurance	0.0	0.0	0.0	0.0	0.0	0.0	0.0	0.0	0.0	0.0	0.0		
64	PT Asuransi Videli	4,513.2	0.0	0.0	0.0	701.0	0.0	0.0	3,812.2	2,326.3	1,606.3	3,092.2		
65	PT Asuransi Wahana Tata	185.6	101.2	0.0	0.0	135.0	0.0	0.0	151.8	0.0	0.0	151.8		
66	PT Asuransi Wanaemkar Handayani	0.0	0.0	0.0	0.0	0.0	0.0	0.0	0.0	0.0	0.0	0.0		
67	PT Asuransi Mitra Peleindung Mustika *new	0.0	0.0	0.0	0.0	0.0	0.0	0.0	0.0	0.0	0.0	0.0		
JUMLAH / SUB TOTAL		185,299.9	10,124.4	0.0	0.0	79,215.7	4,441.3	3,915.1	107,852.2	79,403.4	177,483.1	205,932.0		
PATUNGAN / JOINT VENTURE :														
1	PT ACE INA Insurance	0.0	0.0	0.0	0.0	0.0	0.0	0.0	0.0	0.0	0.0	0.0		
2	PT Asuransi Allianz Utama Indonesia	0.0	0.0	0.0	0.0	0.0	0.0	0.0	0.0	0.0	0.0	0.0		
3	PT Asuransi Axa Indonesia	0.0	0.0	0.0	0.0	0.0	0.0	0.0	0.0	0.0	0.0	0.0		
4	PT Bess Central Insurance	0.0	0.0	0.0	0.0	0.0	0.0	0.0	0.0	0.0	0.0	0.0		
5	PT Charis Insurance Indonesia	0.0	0.0	0.0	0.0	0.0	0.0	0.0	0.0	0.0	0.0	0.0		
6	PT China Taiping Insurance Indonesia	0.0	0.0	0.0	0.0	0.0	0.0	0.0	0.0	0.0	0.0	0.0		
7	PT Asuransi CHUBB Indonesia	0.0	0.0	0.0	0.0	0.0	0.0	0.0	0.0	0.0	0.0	0.0		
8	PT Asuransi Hanjin Korindo	0.0	0.0	0.0	0.0	0.0	0.0	0.0	0.0	0.0	0.0	0.0		
9	PT KSK Insurance Indonesia	0.0	0.0	0.0	0.0	0.0	0.0	0.0	0.0	0.0	0.0	0.0		
10	PT LIC Insurance Indonesia	0.0	0.0	0.0	0.0	0.0	0.0	0.0	0.0	0.0	0.0	0.0		
11	PT MAA General Insurance	0.0	0.0	0.0	0.0	0.0	0.0	0.0	0.0	0.0	0.0	0.0		
12	PT Asuransi Mandiri Axa General Indonesia	0.0	0.0	0.0	0.0	0.0	0.0	0.0	0.0	0.0	0.0	0.0		
13	PT Asuransi MSIG Indonesia	0.0	0.0	0.0	0.0	0.0	0.0	0.0	0.0	0.0	0.0	0.0		
14	PT Asuransi Nipponkoa Indonesia	0.0	0.0	0.0	0.0	0.0	0.0	0.0	0.0	0.0	0.0	0.0		
15	PT Asuransi OBE Pool Indonesia	0.0	0.0	0.0	0.0	0.0	0.0	0.0	0.0	0.0	0.0	0.0		
16	PT Asuransi Samsung Tugu	0.0	0.0	0.0	0.0	0.0	0.0	0.0	0.0	0.0	0.0	0.0		
17	PT Sampo Japan Insurance Indonesia	0.0	0.0	0.0	0.0	0.0	0.0	0.0	0.0	0.0	0.0	0.0		
18	PT Asuransi Tokio Marine Indonesia	0.0	0.0	0.0	0.0	0.0	0.0	0.0	0.0	0.0	0.0	0.0		
19	PT Zurich Insurance Indonesia	0.0	0.0	0.0	0.0	0.0	0.0	0.0	0.0	0.0	0.0	0.0		
JUMLAH / SUB TOTAL		0.0	0.0	0.0	0.0	0.0	0.0	0.0	0.0	0.0	0.0	0.0		
REASURANSI / REINSURANCE :														
1	PT Reasuransi International Indonesia	0.0	0.0	0.0	0.0	0.0	0.0	0.0	0.0	0.0	0.0	0.0		
2	PT Maskapai Reasuransi Indonesia	0.0	0.0	0.0	0.0	0.0	0.0	0.0	0.0	0.0	0.0	0.0		
3	PT Reasuransi Nasional Indonesia	0.0	0.0	0.0	0.0	0.0	0.0	0.0	0.0	0.0	0.0	0.0		
4	PT Tugu Reasuransi Indonesia	0.0	0.0	0.0	0.0	0.0	0.0	0.0	0.0	0.0	0.0	0.0		
JUMLAH / SUB TOTAL		0.0	0.0	0.0	0.0	0.0	0.0	0.0	0.0	0.0	0.0	0.0		
JUMLAH SELURUHNYA GRAND TOTAL		185,299.9	10,124.4	0.0	0.0	79,215.7	4,441.3	3,915.1	107,852.2	79,403.4	177,483.1	205,932.0		

Keterangan / notes :

\*) Tidak menyampaikan LaporanHave Not Submitted Annual Report

\*\*) Telah dicabut izin usaha Tahun 2012/licenses have been revoked

TABEL 2.12.14/TABLE 2.12.14  
KLAIM USAHA ASURANSI UMUM DAN REASURANSI TAHUN 2012  
CLAIMS OF GENERAL INSURANCE AND REINSURANCE BUSINESS IN 2012  
Lini Usaha : Aneka  
Line of Business : Others

No.	NAMA PERUSAHAAN NAME OF COMPANIES	POS LANGSUNG DIRECT BUSINESS	DALAM NEGERI DOMESTIC		INWARD ASEAN ASEAN	REASURANSI / REINSURANCE		OUTWARD ASEAN ASEAN	LAINNYA OTHERS	KLAIM NETTO NET CLAIMS	CADANGAN KLAIM CLAIM RESERVES		BEBAN KLAIM CLAIMS INCURRED
			(3)	(4)		(5)	(6)				(7)	(8)	
SWASTA NASIONAL / PRIVATE :													
1	PT Asuransi Adira Dinamika	6.061,8	0,0	0,0	0,0	4.058,3	0,0	216,6	0,0	1.786,8	882,8	843,1	1.747,1
2	PT Asuransi Artaindo	30,2	11,3	0,0	0,0	8,2	0,0	0,9	0,0	32,4	0,0	15,5	47,9
3	PT ArthaGha General Insurance	72,8	0,0	0,0	0,0	40,6	0,0	0,0	0,0	32,2	0,0	0,0	32,2
4	PT Asuransi Asoka Mas	962,8	157,9	0,0	0,0	72,8	0,0	0,0	0,0	1.120,5	988,6	679,8	831,7
5	PT Asuransi Astra Buana	66,7	0,4	0,0	0,0	32,6	0,0	0,0	0,0	34,5	1.423,0	1.281,7	(106,9)
6	PT Avist General Insurance	0,0	0,0	0,0	0,0	0,0	0,0	0,0	0,0	0,0	0,0	0,0	0,0
7	PT Asuransi Bangun Askrida	936,6	73,4	0,0	0,0	327,0	0,0	0,0	0,0	683,0	0,0	36,4	719,5
8	PT Batavia Militalama Insurance	0,0	0,0	0,0	0,0	0,0	0,0	0,0	0,0	0,0	0,0	0,0	0,0
9	PT Berdikari Insurance	626,0	0,0	0,0	0,0	391,2	0,0	26,0	0,0	208,8	766,6	10,6	(537,2)
10	PT Asuransi Bhakti Bhayangkara	77,6	1.241,3	0,0	0,0	78,7	0,0	0,0	0,0	1.240,2	498,7	590,4	1.331,9
11	PT Asuransi Bina Dana Atria Tbk.	100,7	17,4	0,0	0,0	11,2	0,0	0,0	0,0	106,9	99,9	40,9	47,9
12	PT Asuransi Bhagiyaya Upakara	595,3	329,2	0,0	0,0	257,0	0,0	12,6	0,0	654,9	691,1	407,7	371,4
13	PT Asuransi Binti Tang Tbk.	1.196,5	0,0	0,0	0,0	300,6	0,0	18,6	0,0	782,6	373,0	602,4	1.012,0
14	PT Asuransi Bosowa Peristop	315,0	0,0	0,0	0,0	260,8	0,0	0,0	0,0	54,2	0,0	0,0	(30,0)
15	PT Asuransi Brinjing Sejahtera Aritamakmur	6.687,2	0,0	0,0	0,0	4.468,3	0,0	0,0	0,0	2.218,9	0,0	0,0	2.218,9
16	PT Asuransi Buana Independent	94,2	21,7	0,0	0,0	0,0	0,0	0,0	0,0	115,8	0,0	0,0	115,8
17	PT Asuransi Umum Bumputera Muda 1967	476,0	334,0	0,0	0,0	297,0	0,0	0,0	0,0	513,0	136,0	188,0	565,0
18	PT Asuransi Cemerita Asia	125.869,0	155,0	253,0	75,0	23.193,0	33.196,0	39.285,0	30.694,0	9.822,0	36.604,0	57.480,0	
19	PT Central Sejahtera Insurance	60,0	661,6	0,0	0,0	67,1	0,0	0,0	0,0	654,6	54,1	2,0	602,5
20	PT Citra International Underwriters	4.633,0	0,0	0,0	0,0	479,0	0,0	0,0	0,0	4.154,0	474,0	3.150,0	6.830,0
21	PT Asuransi Davin Mitra Tbk.	2.731,4	0,0	0,0	0,0	208,9	0,0	665,8	0,0	1.866,6	1.107,4	1.110,9	1.870,1
22	PT Asuransi Eka Lloyd Jaya	20,0	0,0	0,0	0,0	17,0	0,0	0,0	0,0	3,0	30,0	85,0	58,0
23	PT Asuransi Eksport Indonesia (Persero)	1.590,5	1.839,3	0,0	0,0	215,3	0,0	0,0	0,0	3.204,6	3.311,3	2.883,2	2.776,4
24	PT Asuransi Harta Aman Pratama Tbk.	666,2	0,0	0,0	0,0	314,5	0,0	257,3	0,0	96,3	238,0	789,4	647,7
25	PT Asuransi Himalaya Pelindung	5.441,5	1,6	0,0	0,0	1.004,1	0,0	251,1	0,0	4.186,0	399,4	238,2	4.026,8
26	PT Asuransi Indrapura	0,0	0,0	0,0	0,0	0,0	0,0	0,0	0,0	0,0	0,0	0,0	0,0
27	PT Asuransi Intra Asia	39,5	0,0	0,0	0,0	0,0	0,0	0,0	0,0	39,5	0,0	0,0	39,5
28	PT MNC Asuransi Indonesia	1.477,6	0,0	0,0	0,0	11,8	1.225,5	0,0	0,0	240,2	0,0	35,7	275,9
29	PT Asuransi Jasa Indonesia (Persero)	168.612,4	1.189,9	0,0	0,0	38.614,5	0,0	4.798,2	0,0	130.173,6	32.564,0	68.802,0	166.411,6
30	PT Asuransi Jasa Raharja Putera	48.360,4	6.568,4	0,0	0,0	18.070,5	0,0	0,0	0,0	36.856,3	15.125,7	9.814,9	31.547,5
31	PT Asuransi Jasa Tania Tbk.	195,4	30,1	0,0	0,0	39,1	0,0	0,0	0,0	186,4	15,7	37,8	208,5
32	PT Asuransi Jaya Proteksi	78.211,1	48,1	2.795,8	0,0	11.537,8	51.088,3	33,8	18.395,2	1.078,8	2.024,2	19.340,6	
33	PT Jaya Proteksi Takatuli	0,0	0,0	0,0	0,0	0,0	0,0	0,0	0,0	0,0	0,0	0,0	0,0
34	PT Asuransi Karyamas Sentralindo *)	0,0	0,0	0,0	0,0	0,0	0,0	0,0	0,0	0,0	0,0	0,0	0,0
35	PT Asuransi Kredit Indonesia (Persero)	0,0	0,0	0,0	0,0	0,0	0,0	0,0	0,0	0,0	0,0	0,0	0,0
36	PT Lippo General Insurance Tbk.	2.753,0	0,0	0,0	0,0	816,5	18,8	0,0	0,0	1.917,7	224,5	93,8	1.787,0
37	PT Asuransi Malpark Indonesia	0,0	0,0	0,0	0,0	0,0	0,0	0,0	0,0	0,0	0,0	0,0	0,0
38	PT Malacca Trust Wuwungian Insurance	154,5	0,0	0,0	0,0	3,9	0,0	0,0	0,0	150,6	0,0	0,0	150,6
39	PT Asuransi Umum Mega	1.266,2	12,2	0,0	0,0	48,6	0,0	0,0	0,0	1.229,9	205,1	731,0	1.755,7
40	PT Asuransi Meqa Pratama	2.436,8	66,9	0,0	0,0	1.791,2	0,0	0,0	0,0	712,5	677,4	1.173,9	1.209,1
41	PT Asuransi Mitra Mapaya	500,1	0,0	0,0	0,0	95,0	0,0	0,0	0,0	405,1	363,9	396,0	437,2
42	PT Asuransi Multi Atria Guna	74.147,5	29,0	0,0	0,0	281,3	0,0	0,0	0,0	73.895,1	9.933,4	16.393,5	80.355,3
43	PT Pan Pacific Insurance	2.076,1	0,0	0,0	0,0	846,3	0,0	0,0	0,0	1.229,8	122,4	530,1	1.637,5
44	PT Panin Insurance Tbk.	2.331,0	0,0	0,0	0,0	1.319,8	332,1	0,0	0,0	3.032,6	1.800,0	679,2	(553,4)
45	PT Asuransi Panolamas	7.061,0	283,0	0,0	0,0	414,0	0,0	0,0	0,0	6.930,0	503,0	365,0	6.792,0
46	PT Asuransi Puri Asih **)	0,0	0,0	0,0	0,0	0,0	0,0	0,0	0,0	0,0	0,0	0,0	0,0
47	PT Asuransi Purna Atanugraha	306,7	32,6	0,0	0,0	0,0	0,0	0,0	0,0	339,3	0,0	0,0	339,3
48	PT Asuransi Raksa Pratikara	83.367,0	(10,7)	0,0	0,0	7.204,0	66.286,6	0,0	0,0	9.865,7	7.665,0	11.983,2	14.183,9
49	PT Asuransi Rama Satria Wibawa	658,1	0,0	0,0	0,0	63,2	70,1	6,6	517,1	39,7	75,7	553,1	
50	PT Asuransi Ramayana Tbk.	160,0	0,0	0,0	0,0	144,0	0,0	0,0	0,0	16,0	0,0	136,0	154,0



No.	NAMA PERUSAHAAN NAME OF COMPANIES	POS LANGSUNG DIRECT BUSINESS		DALAM NEGERI DOMESTIC		INWARD		REASURANSI / REINSURANCE		OUTWARD		KLAIM NETTO NET CLAIMS		CADANGAN KLAIM CLAIM RESERVES		BEBAN KLAIM CLAIMS INCURRED
		(3)	(4)	(5)	(6)	(7)	(8)	(9)	(10)	(11)	(12)	(13)				
51	PT Asuransi Raya	7.384,6	0,0	0,0	0,0	39,0	26,0	0,0	7.319,6	880,7	110,1	6.549,0				
52	PT Asuransi Receptial	18,3	18,0	0,0	0,0	(118,5)	0,0	0,0	154,8	20,5	3,7	138,0				
53	PT Asuransi Reliance Indonesia	655,0	0,0	0,0	0,0	393,7	143,3	0,0	118,0	497	45,4	113,8				
54	PT Sarana Lindung Ubaya	389,1	18,0	0,0	0,0	222,7	0,0	0,0	184,4	269,7	14,0	(71,3)				
55	PT Asuransi Sinar Mas	25.339,5	100,1	0,0	0,0	1.237,0	2.909,0	685,3	19.480,2	23.341,8	24.469,9					
56	PT Maskapai Asuransi Sonowells	19,7	0,0	0,0	0,0	14,8	0,0	0,0	4,9	0,0	0,0	4,9				
57	PT Asuransi Summit Oto	0,0	0,0	0,0	0,0	0,0	0,0	0,0	0,0	0,0	0,0	0,0				
58	PT Sico Mandiri	976,1	283,4	0,0	0,0	991,7	0,0	0,0	267,9	654,7	319,3	(67,6)				
59	PT Asuransi Tri Pakarta	8.299,8	59,2	0,0	0,0	1.325,6	321,7	11,9	6.699,8	4.193,0	4.712,0	7.218,8				
60	PT Asuransi Tugu Kresna Pratama	2.570,7	478,4	0,0	0,0	64,1	377,6	0,0	2.607,4	6,4	382,8	2.963,8				
61	PT Asuransi Takaful Umum	0,0	0,0	0,0	0,0	0,0	0,0	0,0	0,0	0,0	0,0	0,0				
62	PT Tugu Pratama Indonesia	702,2	0,0	0,0	0,0	89,4	79,8	1,4	531,7	452,2	1.234,2	1.313,8				
63	PT Victoria Insurance	(6,0)	0,0	0,0	0,0	4,8	0,0	0,0	(12,8)	0,0	0,0	(12,8)				
64	PT Asuransi Videi	90,0	0,0	0,0	0,0	81,0	0,0	0,0	9,0	5,3	0,2	3,9				
65	PT Asuransi Wahanana Tata	2.072,4	1.046,2	0,0	0,0	271,6	652,0	0,0	2.194,9	1.801,1	1.143,6	1.537,4				
66	PT Asuransi Wanamekar Handayani	0,0	0,0	0,0	0,0	0,0	0,0	0,0	0,0	0,0	0,0	0,0				
67	PT Asuransi Mitra Peleindung Mustika *new	0,0	0,0	0,0	0,0	0,0	0,0	0,0	0,0	0,0	0,0	0,0				
<b>JUMLAH / SUB TOTAL</b>		<b>661.926,5</b>	<b>15.096,7</b>	<b>3.048,8</b>	<b>3.859,1</b>	<b>121.948,5</b>	<b>158.165,8</b>	<b>44.897,9</b>	<b>378.918,9</b>	<b>120.630,6</b>	<b>195.175,9</b>	<b>453.465,2</b>				
PATUNGAN / JOINT VENTURE :																
1	PT ACE INA Insurance	0,0	0,0	0,0	0,0	0,0	0,0	0,0	0,0	0,0	0,0	0,0				
2	PT Asuransi Allianz Utama Indonesia	8.409,8	105,1	0,0	0,0	0,0	(46,9)	0,0	8.948,5	11.632,7	14.532,8	11.848,6				
3	PT Asuransi Axa Indonesia	98,6	0,0	0,0	0,0	98,6	0,0	0,0	91,9	190,5	0,0	190,5				
4	PT Bess Central Insurance	900,3	0,0	0,0	0,0	4,6	0,0	0,0	895,7	0,5	42,0	937,2				
5	PT Chartis Insurance Indonesia	0,0	0,0	0,0	0,0	0,0	0,0	0,0	0,0	0,0	0,0	0,0				
6	PT China Tailoring Insurance Indonesia	595,2	0,0	0,0	0,0	16,0	0,4	5,2	573,5	272,5	367,3	668,4				
7	PT Asuransi CHUBB Indonesia	0,0	0,0	0,0	0,0	0,0	0,0	0,0	0,0	0,0	0,0	0,0				
8	PT Asuransi Hanjin Korindo	350,6	0,0	0,0	0,0	207,2	0,0	105,2	38,2	0,0	0,0	38,2				
9	PT KSK Insurance Indonesia	0,0	0,0	0,0	0,0	0,0	0,0	0,0	0,0	0,0	0,0	0,0				
10	PT LIC Insurance Indonesia	0,0	0,0	0,0	0,0	0,0	0,0	0,0	0,0	0,0	0,0	0,0				
11	PT MAA General Insurance	312,3	0,0	0,0	0,0	23,8	19,8	0,0	268,7	688,7	688,8	295,8				
12	PT Asuransi Mandiri Axa General Indonesia	213,0	0,0	0,0	0,0	116,0	0,0	0,0	97,0	235,0	497,0	635,0				
13	PT Asuransi MSIG Indonesia	37.139,4	2.190,1	0,0	0,0	475,0	62,1	4.621,2	34.171,2	27.649,1	33.037,0	39.559,1				
14	PT Asuransi Nipponkoa Indonesia	5.646,6	0,0	0,0	0,0	1.732,8	0,0	3.756,7	157,1	1.924,0	834,1	(932,9)				
15	PT Asuransi OBE Pool Indonesia	43,0	0,0	0,0	0,0	0,0	0,0	0,0	43,0	0,0	0,0	43,0				
16	PT Asuransi Samsung Tugu	6.692,0	69,0	0,0	0,0	2.122,0	0,0	45,0	4.597,0	554,0	0,0	4.043,0				
17	PT Sampo Japan Insurance Indonesia	834,5	0,0	0,0	0,0	0,0	10,3	0,0	824,2	696,6	1.835,0	1.962,5				
18	PT Asuransi Tokio Marine Indonesia	4.568,1	0,0	0,0	0,0	63,5	254,0	0,0	4.250,7	4.149,6	5.742,5	5.843,5				
19	PT Zurich Insurance Indonesia	182,9	0,0	0,0	0,0	0,0	0,0	0,0	182,9	1.628,9	1.210,0	(234,0)				
<b>JUMLAH / SUB TOTAL</b>		<b>65.986,1</b>	<b>2.364,2</b>	<b>0,0</b>	<b>3,0</b>	<b>4.760,8</b>	<b>(90,3)</b>	<b>8.536,5</b>	<b>56.146,2</b>	<b>49.399,7</b>	<b>59.013,3</b>	<b>64.759,8</b>				
REASURANSI / REINSURANCE :																
1	PT Reasuransi International Indonesia	0,0	33.118,3	2.902,0	0,0	33,6	159,3	20,9	35.806,6	6.157,9	16.180,0	45.828,7				
2	PT Masegapi Reasuransi Indonesia	0,0	19.574,2	284,1	0,0	0,0	0,0	0,0	19.858,2	2.285,7	7.041,2	24.613,7				
3	PT Reasuransi Nasional Indonesia	0,0	203.660,0	164,0	0,0	0,0	0,0	0,0	203.824,0	34.876,0	29.660,0	198.608,0				
4	PT Tugu Reasuransi Indonesia	0,0	85.335,6	757,5	0,0	4.740,5	1.822,8	175,3	79.354,4	21.554,0	27.103,3	84.903,7				
<b>JUMLAH / SUB TOTAL</b>		<b>0,0</b>	<b>341.688,1</b>	<b>4.107,5</b>	<b>0,0</b>	<b>4.774,1</b>	<b>1.982,1</b>	<b>196,2</b>	<b>338.843,3</b>	<b>64.873,7</b>	<b>79.984,5</b>	<b>353.954,1</b>				
<b>JUMLAH SELURUHNYA</b>		<b>747.912,6</b>	<b>359.149,0</b>	<b>7.156,3</b>	<b>3.862,1</b>	<b>131.483,4</b>	<b>160.057,6</b>	<b>53.630,7</b>	<b>772.908,4</b>	<b>234.904,0</b>	<b>334.174,7</b>	<b>872.179,1</b>				
GRAND TOTAL																

Keterangan / notes :

\*) Tidak menyampaikan Laporan/Have Not Submitted Annual Report

\*\*) Telah dicabut izin usaha Tahun 2012/licenses have been revoked

TABEL 2.13/TABLE 2.13

**Pertumbuhan Premi Bruto dan Klaim Bruto Tahun 2008-2012**  
THE GROWTH OF GROSS PREMIUM AND GROSS CLAIM IN 2008-2012

Lini Usaha : Seluruh Cabang  
Line of Business : All Branches

NO (1)	NAMA PERUSAHAAN NAME OF COMPANIES (2)	PREMI BRUTO GROSS PREMIUM						KLAIM BRUTO GROSS CLAIM						Rasio Klaim (%) CLAIM RATIO (%)					
		2008 (3)	2009 (4)	2010 (5)	2011 (6)	2012 (7)	2008 (8)	2009 (9)	2010 (10)	2011 (11)	2012 (12)	2008 (13)	2009 (14)	2010 (15)	2011 (16)	2012 (17)			
<b>PERUSAHAAN ASURANSI LUMBU NASIONAL</b>																			
<b>NATIONAL GENERAL INSURANCE COMPANIES</b>																			
1	PT Asuransi Adira Dinamika	704.674,4	807.735,0	1.085.096,0	1.504.379,1	1.605.032,5	289.528,2	374.559,8	491.001,2	633.787,5	895.609,0	41,1	46,4	45,2	42,1	55,8			
2	PT Asuransi Aflindo	21.146,5	23.066,1	27.033,3	32.090,8	40.630,7	16.484,4	5.242,1	5.514,0	7.857,7	51.418,3	78,0	22,7	20,4	24,5	126,6			
3	PT Anahagra General Insurance	57.748,4	74.929,4	82.140,5	91.881,5	105.527,6	28.255,6	33.201,7	58.278,4	52.991,0	84.926,4	48,9	44,3	70,9	57,8	80,5			
4	PT Asuransi Asoka Mas	89.227,6	68.055,5	69.471,8	80.309,9	113.638,0	17.083,3	21.867,1	21.160,0	22.027,3	27.181,2	19,1	32,1	30,5	27,4	23,9			
5	PT Asuransi Asta Buana	1.730.448,5	1.923.174,6	2.358.362,4	2.809.830,9	3.057.895,1	583.506,2	682.149,2	987.803,4	1.054.262,4	1.252.283,1	33,7	35,5	41,9	37,5	41,0			
6	PT Avrasi General Insurance	2,3	1,1	0,0	2,482,5	22,025,0	0,0	0,0	0,0	30,7	3.563,2	0,0	0,0	0,0	1,2	16,2			
7	PT Asuransi Bangun Askrida	373.714,5	430.979,5	509.815,7	780.091,8	1.156.974,2	49.162,5	107.389,9	180.600,5	184.421,3	341.486,9	13,2	24,9	35,4	23,6	29,5			
8	PT Asuransi Batavia Mitrata	9.293,4	7.873,9	12.027,3	11.895,2	16.848,9	2.346,3	2.749,5	2.279,7	3.337,3	4.282,0	25,2	34,9	19,0	28,1	25,4			
9	PT Beirdikar Insurance	44.049,7	38.477,0	24.776,0	27.080,4	30.673,9	10.389,8	9.059,0	6.942,3	3.694,2	5.454,5	23,6	23,5	28,0	13,6	17,8			
10	PT BESS Central Insurance	83.786,3	83.384,7	68.615,9	17.619,9	53.433,1	39.517,8	35.967,0	24.244,7	2.051,0	7.251,0	47,2	43,2	35,3	11,6	13,6			
11	PT Asuransi Bhakti Bhayangkara	55.214,9	51.586,2	53.104,6	55.797,5	56.814,6	8.084,8	8.000,4	5.123,2	4.114,5	5.820,2	14,6	15,5	9,6	7,4	10,2			
12	PT Asuransi Bina Dana Arta Tbk	334.198,1	438.182,3	640.876,6	772.598,6	924.933,2	148.388,7	210.262,7	312.146,1	376.575,0	426.027,2	44,4	48,0	48,0	48,7	48,6			
13	PT Asuransi Bina Dana Arta Tbk	62.788,2	57.155,9	65.590,6	73.274,2	83.033,1	14.184,8	63.329,8	33.002,1	8.059,8	13.756,7	22,6	11,8	11,0	11,0	16,6			
14	PT Asuransi Binagwa Upakara	190.445,7	167.130,2	208.669,0	204.305,0	239.282,5	85.198,3	170.890,8	130.033,2	76.290,8	78.269,7	44,7	102,3	62,3	37,3	32,7			
15	PT Asuransi Bintang Tbk	51.169,0	53.868,8	53.816,3	72.225,8	103.742,1	9.584,4	17.833,3	12.392,1	18.149,3	32.946,1	18,7	33,4	23,0	25,1	31,8			
16	PT Asuransi Bosowa Periskop	148.717,4	174.792,9	197.782,1	208.864,4	254.781,4	60.384,4	82.558,8	126.203,2	47.260,3	28.392,8	40,6	47,2	63,8	22,7	11,1			
17	PT Asuransi Buana Independent	144.812,8	152.475,5	176.917,4	208.248,4	222.661,1	62.257,5	46.888,3	50.842,6	100.241,8	102.974,6	43,0	30,8	28,7	48,1	46,2			
18	PT Asuransi Central Asia	1.228.604,9	1.318.629,3	1.497.607,1	1.796.296,6	2.040.143,0	642.669,3	892.972,8	893.926,9	940.297,6	1.152.126,0	52,3	67,7	59,7	52,3	56,5			
19	PT Central Sejahtera Insurance	12.999,7	5.140,9	15.251,0	84.234,2	194.112,7	0,0	772,4	2.018,2	11.160,0	32.186,4	0,0	15,0	13,2	13,3	24,0			
20	PT Asuransi Charitas Insurance	782.011,6	840.556,1	627.417,0	592.792,0	712.147,3	321.693,5	179.716,5	274.996,2	240.332,7	192.939,4	41,1	33,3	43,8	40,6	27,1			
21	PT Citra International Underwriters	203.276,0	293.520,7	177.283,3	226.899,4	276.415,0	108.741,4	45.711,1	24.384,7	23.230,3	139.813,0	53,5	15,6	13,7	10,3	50,6			
22	PT Asuransi Dain Mitra Tbk	307.634,0	313.288,8	378.153,9	424.498,2	521.279,4	81.282,1	80.912,3	53.331,1	54.405,1	126.855,4	26,4	25,8	14,1	12,8	24,3			
23	PT Asuransi Eka Lloyd Jaya	75.216,0	72.033,8	70.498,3	45.964,7	57.965,3	27.501,4	38.481,4	21.233,0	15.731,3	21.407,9	36,6	53,3	30,1	34,2	36,9			
24	PT Asuransi Ekspor Indonesia	229.845,0	306.883,3	503.049,5	600.369,2	824.367,5	31.223,0	21.849,4	38.120,6	40.380,0	74.526,5	13,6	7,1	7,6	6,7	9,0			
25	PT Asuransi Harta Aman Pratama Tbk	70.816,0	107.783,6	150.028,0	165.182,5	215.533,6	31.644,9	30.701,4	63.741,4	59.019,7	64.891,0	44,7	28,5	42,5	35,7	30,1			
26	PT Asuransi Himalaya Pelindung	102.837,2	106.474,1	134.691,5	160.351,1	176.789,5	46.277,1	71.812,0	63.140,6	58.503,3	58.181,1	45,0	67,4	46,9	36,5	32,9			
27	PT Asuransi Indrapura	269.967,4	280.175,0	354.954,9	485.603,7	556.105,0	46.698,2	121.821,1	167.548,5	185.431,6	165.434,8	17,3	43,5	47,2	39,8	29,7			
28	PT Asuransi Intra Asia	38.495,0	21.333,4	26.983,1	40.350,1	63.436,3	10.509,0	10.006,1	9.439,0	15.105,7	23.770,6	27,3	46,9	35,0	37,4	37,5			
29	PT Jaminco General Insurance	14.088,0	14.894,2	27.698,5	22.030,0	82.046,5	5.637,6	5.309,9	11.188,9	21.623,4	10.611,7	40,0	35,7	40,4	98,2	12,9			
30	PT Asuransi Jasa Indonesia (Jasindo) Persero	2.597.550,6	2.814.727,0	2.890.465,7	3.346.255,2	3.768.774,1	1.141.365,2	1.232.620,9	1.173.874,4	1.480.411,1	3.405.127,5	43,9	43,8	40,6	44,2	90,4			
31	PT Asuransi Jasa Tania Tbk	135.428,8	150.506,6	179.551,9	171.563,3	239.401,5	60.366,3	55.282,6	74.925,7	63.189,3	124.614,0	44,6	36,7	41,7	36,8	52,1			
32	PT Asuransi Jasa Raharja Puteera	480.213,5	501.089,6	574.880,0	652.235,3	751.226,5	114.956,6	165.270,8	188.984,3	225.151,3	226.433,0	23,9	33,0	32,9	34,5	30,1			
33	PT Asuransi Jaya Proteksi	554.563,4	640.714,1	888.397,6	692.956,2	752.645,8	188.065,6	230.907,8	311.072,9	113.052,3	401.923,4	33,9	36,0	35,0	16,3	53,4			
34	PT Jaya Proteksi Takaful	0,0	0,0	1.930,4	17.888,4	0,0	0,0	0,0	0,4	1.157,0	0,0	0,0	0,0	0,0	6,5	0,0			
35	PT Asuransi Kanyama Sentralindo	90.616,6	95.251,8	59.876,0	0,0	20.925,1	117.149,0	28.651,0	0,0	0,0	23,1	123,0	49,5	0,0	0,0	0,0			
36	PT Asuransi Kredit Indonesia	308.133,0	310.027,0	357.158,2	597.339,0	807.077,2	84.897,2	65.391,5	466.901,3	374.762,6	425.133,7	27,6	115,3	130,7	62,7	52,7			
37	PT Lippo General Insurance Tbk	224.628,8	250.146,2	319.180,5	411.639,4	542.006,0	142.750,0	170.434,4	190.214,3	240.824,6	281.071,2	63,5	68,1	59,6	58,5	51,9			
38	PT Asuransi Mapark Indonesia	74.059,6	95.868,4	113.299,0	131.219,1	156.484,5	6.963,6	27.205,9	145.634,1	34.045,4	9.181,8	9,4	28,4	128,5	25,9	5,9			
39	PT Malacca Trust Wulungan Insurance	8.016,0	9.624,5	6.719,4	5.785,0	49.388,8	910,4	3.493,6	3.405,3	2.002,3	7.105,7	11,4	36,3	50,7	34,6	14,4			
40	PT Maskapai Asuransi Sonwells	24.366,4	19.258,3	17.374,2	18.521,0	19.090,7	12.905,9	7.425,4	2.251,8	1.864,4	4.107,4	53,0	38,6	33,0	10,1	21,5			
41	PT Asuransi Mega Pratama	37.616,3	41.721,0	44.874,3	60.423,5	96.522,2	8.298,3	41.019,1	9.500,3	11.919,1	16.380,9	22,1	98,3	21,2	19,7	17,0			
42	PT Asuransi Mitra Maparia	90.410,3	98.213,5	124.544,1	161.880,7	178.108,9	31.124,9	41.766,7	54.988,9	67.791,3	96.558,2	34,4	42,5	44,2	38,2	54,2			
43	PT Asuransi Multi Artha Guna Tbk	238.719,7	244.674,6	290.659,6	377.299,3	496.024,0	101.914,3	102.645,6	120.935,7	128.742,1	174.638,0	42,7	42,0	41,6	34,1	35,2			
44	PT Pan Pacific Insurance	4.208,2	24.111,4	71.327,1	151.728,9	232.893,5	176,9	2.597,3	20.024,4	52.076,4	95.436,3	4,2	10,8	27,8	34,3	41,0			
45	PT Panin Insurance Tbk	129.589,8	152.938,2	171.327,1	173.556,5	203.366,9	18.862,3	35.523,3	32.015,9	28.296,4	39.669,9	14,6	23,2	18,7	16,3	19,5			
46	PT Asuransi Parolamas	107.274,3	118.157,0	129.971,0	148.866,0	194.194,0	62.269,1	44.275,0	54.706,0	55.411,0	54.725,0	58,0	37,5	43,1	37,2	28,2			
47	PT Asuransi Puri Asih	48.154,0	56.668,0	59.533,0	0,0	18.473,0	13.088,0	26.136,0	0,0	0,0	38,4	23,1	43,9	0,0	0,0				
48	PT Asuransi Purna Arta Nugraha	121.833,3	135.041,8	138.477,4	172.247,2	152.200,9	27.319,1	33.403,3	40.110,0	57.952,1	67.979,5	22,4	24,7	29,0	33,6	44,7			

Dalam Jutaan Rupiah  
In Million Rupiah

NO	NAMA PERUSAHAAN NAME OF COMPANIES	PREMIUM BRUTO GROSS PREMIUM						KLAIM BRUTO GROSS CLAIM						RASIO KLAIM (%) CLAIM RATIO (%)			
		2008	2009	2010	2011	2012	2008	2009	2010	2011	2012	2008	2009	2010	2011	2012	
(1)	(2)	(3)	(4)	(5)	(6)	(7)	(8)	(9)	(10)	(11)	(12)	(13)	(14)	(15)	(16)	(17)	
49	PT Asuransi Raksa Pratikara	402.892.0	406.162.8	492.714.9	581.641.3	609.195.7	161.278.1	171.361.0	179.423.1	282.001.6	314.736.1	40.0	42.2	36.4	48.5	51.7	
50	PT Asuransi Rama Satriya Wibawa	286.959.7	292.202.4	290.041.9	365.484.7	457.466.1	128.410.2	178.604.2	199.675.8	153.450.9	243.153.8	44.7	61.1	55.1	42.5	53.2	
51	PT Asuransi Ramenaya Tbk	441.452.0	455.218.7	483.237.0	550.718.5	597.005.0	220.459.2	170.383.0	188.059.9	267.886.6	268.985.0	49.9	37.4	41.0	43.2	45.1	
52	PT Asuransi Raya	52.636.7	32.900.0	37.305.8	64.827.9	80.027.4	20.434.8	28.799.7	121.147.7	14.996.5	18.640.7	38.8	81.5	32.6	27.4	23.5	
53	PT Asuransi Recapital	19.759.3	33.961.1	55.415.3	118.322.6	86.799.8	12.267.2	2.605.9	11.133.5	20.310.6	35.958.9	62.1	7.7	20.1	17.2	41.4	
54	PT Asuransi Reliance Indonesia	54.748.3	124.188.2	194.753.9	261.213.4	303.457.2	23.223.6	79.005.3	114.245.2	161.151.2	186.038.1	42.4	63.6	56.7	61.7	61.3	
55	PT Asuransi Sarana Lindung Upaya	117.498.7	128.855.9	167.575.9	194.259.6	156.478.8	55.749.8	73.279.5	83.824.6	103.304.7	120.828.3	47.4	56.9	50.0	53.2	77.2	
56	PT Asuransi Sinar Mas	3.229.299.6	2.864.396.0	3.262.096.6	3.172.444.5	3.927.958.4	574.599.3	964.984.3	882.435.5	1.075.044.8	1.212.399.7	17.8	33.5	26.5	28.5	30.9	
57	PT Asuransi Slaco Mandiri	65.017.5	72.444.8	77.958.3	79.569.0	91.530.5	27.969.3	16.267.6	19.517.1	31.262.8	41.7	22.5	28.9	24.5	34.9		
58	PT Asuransi Takaful Umum	174.363.7	154.736.2	161.263.7	153.338.4	142.330.0	55.212.9	104.371.4	85.036.6	0.0	25.4	35.7	64.7	55.5	0.0		
59	PT Asuransi Ti Pakarta	365.701.9	339.198.0	393.436.4	488.547.2	602.249.0	92.348.0	166.358.0	127.521.4	199.973.0	52.6	57.8	42.3	28.1	33.2		
60	PT Asuransi Tugu Kresna Pratama	239.360.2	311.171.5	236.448.5	243.229.8	243.500.1	25.367.4	64.734.8	105.700.9	113.398.4	211.927.5	10.6	20.8	44.7	46.6	87.0	
61	PT Asuransi Tugu Pratama Indonesia	1.586.234.2	1.625.540.9	1.444.938.4	1.687.304.8	1.537.761.7	402.657.3	359.252.4	383.313.6	413.656.0	660.863.6	25.4	22.1	26.5	24.5	43.0	
62	PT Victoria Insurance (dih PT Asuransi Umum Centris)				7.530.1											(15.6)	
63	PT Asuransi Umum BumiPutera Muda 1967	313.782.1	397.378.2	438.385.0	450.635.3	521.504.8	94.043.9	149.770.0	167.281.2	189.210.9	168.848.0	30.0	37.7	38.2	42.0	32.4	
64	PT Asuransi Umum Mega	214.202.7	215.828.2	227.285.6	398.257.2	372.741.8	126.982.9	192.954.9	156.431.6	187.000.9	232.168.0	59.3	89.4	68.8	47.3	62.3	
65	PT Asuransi Umum Vidi	23.408.6	17.559.8	24.526.0	32.576.7	53.189.2	14.774.3	9.983.0	3.872.0	2.289.7	5.144.0	63.1	56.9	15.8	7.0	9.7	
66	PT Victoria Insurance	1.994.9	2.181.0	3.815.2	6.449.1	7.530.1	199.0	204.7	0.0	(370.1)	0.0	10.0	9.4	0.0	(5.7)	0.0	
67	PT Asuransi Wahana Tata	762.524.3	777.702.8	989.133.6	1.392.316.2	1.749.554.8	382.975.3	448.622.8	496.517.6	531.937.0	693.659.4	50.2	57.7	50.2	38.2	39.6	
68	PT Asuransi Wanamekar Handayani	260.2	89.7	2.3	0.0	124.8	4.2	0.0	0.0	0.0	0.0	48.0	4.7	111.3	0.0	0.0	
69	PT Asuransi Mitra Pelindung Musikla *new					4.348.6						0.0	0.0	0.0	0.0	0.0	
70	PT Asuransi Wuwungan	5.272.3	8.016.0	9.624.5	0.0	2.760.4	9.104	3.493.6	0.0	0.0	0.6	52.4	11.4	36.3	0.0	0.0	
71	PT Asuransi Indo Tisaka *)	12.032.3	7.972.5	0.0	NA	0.0	2.035.7	4.632.2	0.0	NA	0.0	16.9	58.1	0.0	0.0	0.0	
	<b>JUMLAH / SUBTOTAL</b>	<b>21,081,394.3</b>	<b>22,279,675.4</b>	<b>25,015,887.4</b>	<b>29,742,189.0</b>	<b>33,797,652.6</b>	<b>7,332,653.0</b>	<b>9,319,126.3</b>	<b>10,246,775.3</b>	<b>10,922,614.6</b>	<b>15,458,072.6</b>	<b>2,356.3</b>	<b>2,864.4</b>	<b>2,707.1</b>	<b>2,081.1</b>	<b>45.7</b>	
	<b>Perusahaan Patungan Joint Venture Companies</b>																
		33,031,972.3				95,082.7											
1	PT ACE INA Insurance	193.175.0	240.109.7	251.824.3	263.339.4	295.856.0	71.180.0	67.774.8	79.263.7	154.260.0	67.805.0	36.8	28.2	31.5	56.6	22.9	
2	PT Asuransi Allianz Utama Indonesia	784.933.2	912.280.7	756.932.9	699.474.9	520.205.9	347.272.0	493.061.8	470.365.6	394.133.9	348.373.1	44.2	54.0	62.1	56.4	67.0	
3	PT Asuransi Axa Indonesia	226.175.7	251.724.4	238.298.4	306.893.6	424.550.0	129.658.1	155.054.2	197.168.5	191.439.4	229.609.4	57.3	61.6	82.7	62.4	54.1	
4	PT China Taiping Insurance Indonesia	72.763.7	62.302.6	72.201.5	101.613.6	106.132.1	14.451.6	12.181.2	19.731.6	35.754.1	19.214.3	19.9	19.6	27.3	35.2	18.1	
5	PT Asuransi CHUBB Indonesia	0.0	0.0	0.0	0.0	0.0	0.0	0.0	0.0	0.0	0.0	0.0	0.0	0.0	0.0	0.0	
6	PT Asuransi Hanjin Konindo	47.189.4	49.405.7	42.836.0	47.038.6	60.804.9	10.717.6	15.446.7	13.808.8	28.740.4	11.619.9	22.7	31.3	32.2	61.1	19.1	
7	PT KSK Insurance Indonesia (dih PT Kurria Insurance Indonesia)					172.431.2					73.911.5	0.0	0.0	0.0	0.0	42.9	
8	PT Kurria Insurance Indonesia	140.847.6	123.700.5	70.623.4	0.0	68.165.0	110.270.0	88.222.1	0.0	0.0	48.4	89.1	96.6	0.0	0.0		
9	PT LIG Insurance Indonesia	80.351.0	80.763.4	91.263.0	99.580.9	126.832.2	47.368.0	49.339.1	35.359.2	27.330.6	91.331.1	59.0	61.1	36.7	27.4	72.0	
10	PT MAA General Insurance	160.364.0	194.040.0	169.445.0	222.296.8	195.393.2	59.368.0	117.815.0	161.002.0	99.115.2	152.828.3	37.0	60.6	95.0	44.6	78.3	
11	PT Asuransi Mandiri Axa General Indonesia (dih PT Asuransi Dharma Bangsa)					191.496.0					15.209.0	0.0	0.0	0.0	0.0	7.9	
12	PT Asuransi MSIG Indonesia	784.217.1	812.835.5	965.334.2	1.033.347.4	1.197.478.5	254.570.6	234.983.5	349.753.3	397.035.9	369.396.2	32.5	28.9	36.2	38.4	30.8	
13	PT Asuransi Nipponkoa Indonesia	146.757.2	152.214.1	154.937.8	229.577.4	270.068.1	85.033.4	55.079.6	63.659.9	57.778.4	83.131.8	57.9	36.2	41.1	25.2	30.8	
14	PT Asuransi OBE Pool Indonesia	177.532.0	183.429.0	190.250.0	224.915.0	241.648.0	67.846.0	64.371.0	87.489.0	108.995.0	126.548.0	38.1	35.1	46.0	48.5	52.4	
15	PT Asuransi Sainsung Tugu	121.931.0	124.497.0	155.342.0	195.116.0	289.694.0	12.216.0	20.380.0	20.919.0	59.754.0	27.001.0	10.8	16.4	13.5	30.6	9.3	
16	PT Sompo Japan Insurance Indonesia	138.267.2	150.381.2	160.042.5	184.048.4	246.252.6	20.767.7	22.443.9	42.109.9	30.538.2	64.491.7	15.0	14.9	26.3	16.6	26.2	
17	PT Asuransi Sumit Ob	0.0	0.0	0.0	24.008.2	102.612.8	0.0	0.0	1.278.8	37.801.3	0.0	0.0	0.0	0.0	5.3	36.8	
18	PT Asuransi Tokio Marine Indonesia	588.028.0	632.047.4	638.303.3	639.595.6	715.691.9	313.766.4	264.967.2	280.162.9	254.194.8	340.483.6	53.4	40.3	43.9	39.7	47.6	
19	PT Zurich Insurance Indonesia	279.860.6	305.359.5	407.309.7	448.561.7	493.243.7	70.909.3	50.639.5	81.999.2	115.594.9	138.242.8	25.3	16.6	20.1	25.8	28.0	
20	PT Aviva Insurance *)	12.059.3	0.0	0.0	0.0	9.339.6	0.0	0.0	0.0	0.0	77.4	0.0	0.0	0.0	0.0	0.0	
	<b>JUMLAH / SUBTOTAL</b>	<b>3,945,450.1</b>	<b>4,275,110.7</b>	<b>4,364,944.0</b>	<b>4,719,397.5</b>	<b>5,650,591.0</b>	<b>1,562,451.2</b>	<b>1,723,607.5</b>	<b>1,971,044.7</b>	<b>1,955,993.6</b>	<b>2,197,098.0</b>	<b>635.9</b>	<b>593.9</b>	<b>693.4</b>	<b>575.7</b>	<b>38.9</b>	
	<b>Perusahaan Reasuransi Reinsurance Companies</b>																
1	PT Maskapai Reasuransi Indonesia	837.703.8	918.272.7	588.075.0	656.333.3	720.800.0	458.539.3	525.486.6	319.962.8	342.808.1	366.212.5	54.7	57.2	54.4	52.2	50.8	
2	PT Reasuransi Internasional Indonesia	77.819.9	501.190.9	1.109.017.7	779.373.7	1.388.089.6	74.067.1	249.033.5	638.403.2	405.732.1	719.069.4	95.2	49.7	57.6	52.1	51.8	
3	PT Reasuransi Nasional Indonesia	568.419.0	600.246.0	640.610.0	804.739.5	697.529.0	436.479.0	295.623.0	366.438.7	367.589.3	467.393.0	52.0	60.4	66.6	45.7	49.0	
4	PT Lugu Reasuransi Indonesia	325.998.2	419.338.5	492.701.1	563.096.9	698.677.9	143.382.1	166.645.5	237.021.7	236.769.5	319.871.6	44.0	39.7	46.1	42.0	45.8	
	<b>JUMLAH / SUBTOTAL</b>	<b>1,809,945.0</b>	<b>2,445,048.1</b>	<b>2,830,423.8</b>	<b>2,803,543.4</b>	<b>3,761,984.6</b>	<b>971,711.5</b>	<b>1,307,598.4</b>	<b>1,635,123.2</b>	<b>1,352,899.0</b>	<b>1,872,432.5</b>	<b>245.9</b>	<b>207.1</b>	<b>228.7</b>	<b>192.0</b>	<b>49.8</b>	
	<b>JUMLAH SELURUHNYA / GRAND TOTAL</b>	<b>26,836,790.3</b>	<b>28,999,834.1</b>	<b>32,211,255.1</b>	<b>37,265,129.9</b>	<b>43,210,128.2</b>	<b>9,886,815.7</b>	<b>12,350,332.2</b>	<b>13,852,913.2</b>	<b>14,231,507.3</b>	<b>19,527,603.0</b>	<b>3,238.1</b>	<b>3,665.4</b>	<b>3,629.3</b>	<b>2,845.9</b>	<b>45.2</b>	

TABEL: 2.14/ TABLE: 2.14  
PERTUMBUHAN PREMI NETO DAN KLAIM NETO TAHUN 2008-2012  
THE GROWTH OF NET PREMIUM AND NET CLAIM IN 2008-2012  
Lini Usaha : Seluruh Cabang  
Line of Business : All Branches

NO	NAMA PERUSAHAAN NAME OF COMPANIES	PREMI NETO NET PREMIUM					KLAIM NETO NET CLAIM					RASIO KLAIM (%) CLAIM RATIO (%)	
		2008 (3)	2009 (4)	2010 (5)	2011 (6)	2012 (7)	2008 (8)	2009 (9)	2010 (10)	2011 (11)	2012 (12)	2008 (15)	2010 (17)
<b>PERUSAHAAN ASURANSI UMUM NASIONAL</b>													
<b>NATIONAL GENERAL INSURANCE COMPANIES</b>													
1	PT Asuransi Adira Dinamika	538.823,6	630.775,9	805.841,8	1.504.379,1	1.138.409,4	222.525,2	293.333,0	344.182,9	522.655,6	671.231,5	41,3	46,5
2	PT Asuransi Arianindo	6.724,6	10.317,1	13.800,2	17.118,2	21.042,4	2.727,5	3.720,8	4.852,9	6.852,9	7.140,7	36,4	26,4
3	PT Afiagraha General Insurance	33.227,9	49.058,8	56.112,2	52.459,9	60.888,1	14.374,5	27.625,8	32.130,5	36.541,7	26.146,4	43,3	56,3
4	PT Asuransi Asoka Mes	51.536,5	33.202,6	38.281,5	45.033,2	68.320,8	18.838,9	21.559,8	20.104,0	21.744,3	26.878,9	32,7	64,9
5	PT Asuransi Astra Buana	1.282.940,7	1.441.625,3	1.743.531,8	2.009.419,4	2.156.149,8	523.203,8	632.207,8	807.912,7	982.756,4	1.029.611,4	40,8	43,9
6	PT Avist General Insurance	1,2	0,6	0,0	1.357,2	10.726,6	0,0	0,0	0,0	30,7	2.388,3	0,0	0,0
7	PT Asuransi Bangun Askridia	211.495,3	284.616,2	299.244,1	503.363,6	692.689,7	46.951,2	36.980,8	123.529,1	230.963,3	263.587,2	22,2	14,0
8	PT Asuransi Batavia Mitratama	7.939,8	6.656,4	10.537,5	10.332,4	16.494,1	2.346,3	2.671,5	2.135,5	3.896,5	4.131,7	29,6	40,1
9	PT Berdikari Insurance	26.886,6	23.812,9	14.252,3	14.371,9	17.088,1	6.868,3	7.868,5	5.592,1	18.736,1	2.693,4	25,8	31,9
10	PT BESS Central Insurance	42.678,2	41.324,3	38.959,7	15.615,4	25.685,0	31.722,9	31.147,6	18.782,3	2.384,1	6.772,4	74,3	48,2
11	PT Asuransi Bhakti Bhayangkara	38.941,6	37.122,6	35.372,3	35.840,1	36.851,4	7.971,1	7.537,2	4.966,7	2.912,7	3.940,0	20,5	20,3
12	PT Asuransi Bina Dana Arta Tbk	276.199,6	301.344,3	448.132,6	557.969,1	671.450,6	139.980,0	194.017,4	271.283,9	390.407,6	415.145,6	50,7	64,4
13	PT Asuransi Binegitya Upakara	49.965,7	40.685,2	42.129,2	46.861,8	53.322,4	13.525,8	11.161,4	5.276,6	3.193,2	4.344,8	27,1	27,4
14	PT Asuransi Bitang Tik	78.344,2	58.827,4	98.475,1	93.247,2	124.225,9	54.391,2	52.519,2	42.556,6	36.215,5	42.937,9	69,4	89,3
15	PT Asuransi Bosowa Periskop	23.156,4	22.161,0	26.259,1	39.596,8	58.170,6	6.578,1	7.414,3	5.444,4	11.082,9	20.136,6	28,4	33,5
16	PT Asuransi Binjin Sejahtera Arta Makmur	78.731,5	91.669,9	97.300,4	98.528,7	124.330,1	15.725,5	18.381,6	24.244,0	19.931,9	14.102,2	20,0	20,1
17	PT Asuransi Buana Independent	65.000,6	78.955,8	93.558,9	109.295,5	108.584,9	37.169,2	32.097,0	38.437,4	56.408,8	55.619,2	56,5	40,7
18	PT Asuransi Central Asia	566.857,7	633.027,3	701.874,4	806.880,1	893.304,0	280.551,4	327.376,0	451.640,0	538.234,1	550.016,0	49,5	51,7
19	PT Central Sejahtera Insurance	2.593,4	2.799,0	12.327,2	77.431,7	110.244,8	0,0	702,6	1.184,2	9.459,2	27.919,7	0,0	25,1
20	PT Asuransi Charis Insurance	267.943,3	270.889,3	226.537,6	202.419,1	259.114,1	142.033,5	148.936,3	137.463,2	76.987,2	41.937,5	53,1	55,0
21	PT Citra Internasional Underwriters	39.993,4	58.477,5	42.500,5	60.645,5	90.685,0	17.203,1	27.984,6	24.268,2	22.598,2	33.719,0	43,0	47,9
22	PT Asuransi Dayin Mitra Tbk	94.876,8	100.019,2	109.792,9	124.900,7	122.500,3	40.582,2	45.194,2	41.786,2	41.442,2	36.267,4	42,8	45,2
23	PT Asuransi Eka Lloyd Jaya	23.471,9	20.802,9	23.650,3	22.536,5	24.248,5	13.824,0	10.824,8	10.644,9	11.565,0	9.481,5	58,9	52,0
24	PT Asuransi Ekspor Indonesia	58.972,0	80.424,4	115.866,4	188.401,8	272.101,8	23.262,0	17.865,9	25.953,3	63.641,6	60.530,8	39,4	22,2
25	PT Asuransi Harta Anan Pratama Tbk	38.590,5	57.661,1	81.610,7	79.555,6	105.490,3	18.304,7	23.327,1	41.579,1	47.314,3	49.663,3	47,4	40,3
26	PT Asuransi Himalaya Peltindung	62.063,5	69.371,3	76.107,9	93.153,9	85.586,8	33.096,4	37.774,2	44.913,1	52.210,3	46.681,6	53,3	55,6
27	PT Asuransi Indrapura	83.319,4	103.141,8	96.200,4	147.257,7	138.034,2	25.863,8	51.893,3	63.443,7	74.107,7	88.265,2	31,0	50,3
28	PT Asuransi Intra Asia	22.142,0	17.076,9	22.339,3	31.431,9	46.708,7	7.141,3	8.512,0	8.857,7	14.540,1	20.673,2	32,3	49,8
29	PT Laminindo General Insurance	10.475,0	10.568,0	21.780,3	16.217,9	31.361,0	2.340,8	4.492,9	9.809,9	12.314,4	8.455,7	22,3	42,5
30	PT Asuransi Jasa Indonesia (Jasindo) Persero	806.504,1	928.403,7	1.101.596,0	1.228.846,3	1.202.672,9	377.072,4	393.309,0	418.967,8	625.669,9	661.064,5	46,8	42,5
31	PT Asuransi Jasa Tania Tbk	64.360,2	79.430,4	95.998,5	83.441,1	142.024,3	30.728,3	27.801,6	36.092,7	27.977,4	81.716,5	47,7	35,0
32	PT Asuransi Jasa Raharja Putera	287.695,2	314.646,3	357.476,3	418.133,2	458.407,6	80.811,1	116.394,8	129.999,0	166.073,1	160.306,3	28,1	37,0
33	PT Asuransi Jaya Proteksi	304.417,9	282.415,1	459.824,7	(402.144,3)	493.269,2	160.814,1	177.116,6	221.818,6	(243.813,4)	302.864,1	52,8	62,7
34	PT Jaya Proteksi Takaful	0,0	0,0	1.446,2	13.376,0	0,0	0,0	0,0	0,4	5.002,7	0,0	0,0	0,0
35	PT Asuransi Kayamas Sentralindo	20.204,1	21.613,0	18.934,0	0,0	0,0	4.863,9	1.996,0	14.493,0	0,0	0,0	0,0	8,8
36	PT Asuransi Kredit Indonesia	261.335,0	277.613,8	312.366,9	530.140,0	714.926,7	367.812,5	456.810,3	356.038,2	406.445,2	30,2	132,4	
37	PT Lippo General Insurance Tbk	144.831,2	161.729,2	213.549,9	286.616,5	394.571,2	110.616,4	128.556,0	153.005,7	210.539,4	256.400,1	76,4	79,5
38	PT Asuransi Mapiark Indonesia	40.866,5	54.921,0	56.729,4	97.129,9	73.195,2	3.373,5	11.921,2	415,1	2.828,5	3.431,8	9,2	21,2
39	PT Malacca Trust Wulungun Insurance	3.282,4	3.192,0	1.639,0	3.824,5	42.701,5	119,0	612,8	667,7	5.921,1	3,6	19,2	34,6
40	PT Mandiri AXA General Insurance	0,0	0,0	0,0	18.923,8	0,0	0,0	0,0	0,0	2.334,8	0,0	0,0	0,0
41	PT Maskapai Asuransi Somwells	17.741,5	12.690,2	10.931,0	12.070,8	11.972,3	11.835,4	6.772,5	2.190,2	940,9	1.972,8	68,5	53,3
42	PT Asuransi Mega Pratama	17.971,8	21.297,7	24.958,8	29.870,5	48.921,6	6.117,3	10.213,0	4.941,1	9.401,8	9.915,9	34,0	48,0
43	PT Asuransi Mitra Malapahya	65.879,5	69.939,9	89.432,2	124.665,1	138.079,8	28.406,0	33.863,6	46.343,3	68.486,6	60.576,1	43,1	47,9
44	PT Asuransi Multi Arta Guna Tbk	160.708,1	169.663,0	207.191,3	278.259,7	307.981,8	97.796,1	98.651,5	109.408,8	138.231,8	160.641,3	60,9	58,1
45	PT Pan Pacific Insurance	4.034,6	23.650,3	65.283,1	130.136,2	196.462,6	176,9	2.448,1	18.171,4	44.370,6	86.601,7	4,4	10,4
46	PT Panin Insurance Tbk	69.066,0	86.848,1	114.540,9	108.423,6	119.280,0	16.714,9	24.943,6	20.451,5	24.201,5	27.345,2	24,2	28,7
47	PT Asuransi Parolamas	53.247,8	53.960,0	61.056,0	82.173,0	88.890,0	19.948,7	25.373,0	24.165,0	27.317,0	36.843,0	35,6	47,1
48	PT Asuransi Puri Ashi	29.162,6	32.631,0	34.157,0	0,0	0,0	11.391,0	9.101,0	21.869,0	0,0	0,0	39,1	27,9
49	PT Asuransi Purna Arta Nugraha	58.908,8	69.641,5	73.605,6	91.509,0	64.183,3	23.569,2	23.345,8	19.916,5	33.798,8	36.280,1	40,0	33,5

NO	NAMA PERUSAHAAN NAME OF COMPANIES	PREMI NETO NETT PREMIUM						KLAIM NETO NETT CLAIM						RASIO KLAIM (%) CLAIM RATIO (%)			
		2008	2009	2010	2011	2012	2008	2009	2010	2011	2012	2008	2009	2010			
		(3)	(4)	(5)	(6)	(7)	(8)	(9)	(10)	(11)	(12)	(13)	(14)	(15)			
(1)	(2)																
50	PT Asuransi Reksa Pratikara	207.812,8	223.491,0	302.514,0	362.483,6	379.438,1	125.083,6	118.557,1	116.626,2	185.694,6	205.489,6	60,2	53,0	38,6			
51	PT Asuransi Raina Satriya Wibawa	113.190,3	120.576,6	125.244,7	139.657,6	159.892,2	53.485,3	80.009,9	84.943,8	87.134,4	90.322,0	47,3	66,4	67,8			
52	PT Asuransi Ramayana Tbk	188.474,0	197.137,6	215.499,5	216.765,8	376.163,0	78.009,3	60.443,2	69.235,4	111.410,5	171.817,0	41,4	30,7	32,1			
53	PT Asuransi Raya	41.751,1	18.092,7	26.460,3	40.012,0	65.413,8	17.666,5	18.574,5	7.253,3	9.623,2	17.167,9	42,3	104,3	27,4			
54	PT Asuransi Recapital	11.138,3	12.323,0	34.058,8	36.325,6	37.656,7	6.258,2	1.928,2	7.908,3	17.438,3	18.510,6	56,2	14,8	23,2			
55	PT Asuransi Reliance Indonesia	43.166,2	100.889,2	165.253,2	221.761,3	250.489,9	18.268,8	64.273,7	103.171,1	159.636,7	171.246,0	42,3	63,7	62,4			
56	PT Asuransi Sarana Lindung Ujaya	28.898,5	35.016,6	46.517,6	50.042,5	35.167,2	2.082,6	2.974,1	7.351,6	15.731,1	12.826,0	7,3	8,5	15,8			
57	PT Asuransi Sinar Mas	755.991,2	850.810,4	1.136.915,7	1.410.161,7	1.526.997,1	480.636,1	604.231,6	769.119,7	1.066.706,6	1.073.397,8	63,6	71,0	67,6			
58	PT Asuransi Staco Mandiri	32.141,4	25.252,3	29.945,2	27.866,4	30.991,1	12.086,1	7.182,4	7.182,4	4.729,7	7.680,3	37,6	26,0	24,0			
59	PT Asuransi Takaful Umum	85.323,6	88.252,4	87.926,0	51.309,2	0,0	36.334,0	39.738,8	44.098,5	52.630,6	0,0	42,6	45,0	50,2			
60	PT Asuransi Tri Pakarta	160.045,2	163.389,0	206.130,0	268.588,8	341.159,0	73.940,0	82.880,0	76.379,5	96.785,6	128.355,4	45,8	53,9	37,1			
61	PT Asuransi Tugu Kristina Pratama	27.859,4	38.709,6	32.133,0	55.220,2	43.933,6	3.458,9	8.976,0	10.930,6	8.312,4	12.527,2	12,4	23,2	34,0			
62	PT Asuransi Tugu Pratama Indonesia	277.244,4	1.144.084,0	273.691,2	296.136,7	318.599,7	81.667,7	81.987,0	60.662,3	72.484,8	93.191,2	29,5	7,2	22,2			
63	PT Victoria Insurance (dih PT Asuransi Umum Centris)			15.902,5						(1.902,0)		0,0	0,0	0,0			
64	PT Asuransi Umum Bumiplatera Muda 1967	189.389,2	240.627,2	280.820,7	292.636,6	349.591,5	82.154,3	112.071,8	134.160,3	162.311,9	157.564,0	43,4	46,6	47,8			
65	PT Asuransi Umum Mega	163.544,0	170.338,6	193.292,8	354.308,9	336.966,0	103.759,8	133.331,4	146.089,7	181.678,2	222.587,9	63,4	78,3	75,6			
66	PT Asuransi Umum Yuki	8.875,4	10.707,0	10.707,0	13.482,0	19.744,4	31.001,6	4.188,7	3.465,6	3.513,0	4.404,2	4,2	32,4	26,1			
67	PT Victoria Insurance	1.574,7	1.663,9	1.844,2	13.829,1	0,0	6,1	94,6	0,0	(1.394,0)	0,0	0,4	5,7	0,0			
68	PT Asuransi Wahana Tala	371.557,8	376.053,3	538.560,1	742.177,8	871.470,5	244.712,3	208.922,5	223.796,7	355.873,8	493.451,3	65,9	55,6	41,6			
69	PT Asuransi Wanamekar Handayani	144,3	44,3	1,9	0,0	0,0	63,5	4,2	2,6	44,0	0,0	44,0	9,5	138,5			
70	PT Asuransi Mitra Pelindung Musikka new																
71	PT Asuransi Wuwunan	2.372,1	3.292,4	3.192,0	0,0	2.832,1	795,1	119,0	812,8	0,0	0,6	33,5	3,6	19,2			
72	PT Asuransi Indo Trisakti *	9.427,6	7.027,4	0,0	0,0	0,0	1.366,1	3.803,9	0,0	0,0	0,0	14,5	54,2	0,0			
	<b>JUMLAH / SUBTOTAL</b>	<b>9.212.722,9</b>	<b>11.037.032,6</b>	<b>12.407.458,6</b>	<b>14.741.067,6</b>	<b>17.286.503,7</b>	<b>4.234.878,1</b>	<b>5.175.605,4</b>	<b>6.184.706,6</b>	<b>7.362.148,4</b>	<b>8.737.195,2</b>	<b>2.601,3</b>	<b>2.877,3</b>	<b>2.810,1</b>			
Perusahaan Patungan Joint Venture Companies																	
1	PT ACE INA Insurance	51.054,5	65.554,2	82.128,5	263.339,4	90.033,0	24.700,0	27.866,8	162.605,2	154.260,0	23.184,0	48,4	42,5	15,3			
2	PT Asuransi Allianz Ujana Indonesia	346.399,2	373.736,6	277.835,6	294.389,2	198.513,7	212.312,6	270.410,9	224.433,6	394.193,9	166.100,4	61,3	72,4	80,8			
3	PT Asuransi Axa Indonesia	117.103,7	123.929,9	111.989,5	147.284,2	199.214,9	108.639,6	79.993,4	79.885,2	191.439,4	108.104,2	93,8	64,3	71,3			
4	PT China Taiping Insurance Indonesia	20.241,7	21.780,5	21.796,9	28.780,6	30.401,7	5.556,9	4.597,5	7.616,7	35.754,1	6.350,7	27,5	21,1	34,9			
5	PT Asuransi CHUBB Indonesia	0,0	0,0	0,0	0,0	0,0	0,0	0,0	0,0	0,0	0,0	0,0	0,0	0,0			
6	PT Asuransi Haijin Korindo	8.874,9	7.481,1	8.665,3	11.523,0	10.480,2	4.292,4	1.488,7	1.561,1	228,3	1.297,6	48,4	19,9	18,0			
7	PT KSK Insurance Indonesia (dih PT Kumia Insurance Indonesia)					44.020,5					33.948,7	0,0	0,0	0,0			
8	PT Kumia Insurance Indonesia	51.229,4	32.521,4	21.761,3	0,0	0,0	26.173,2	34.387,5	23.601,7	0,0	51,1	105,7	108,5				
9	PT LIG Insurance Indonesia	27.912,0	30.673,0	34.821,4	38.793,7	49.588,8	19.813,0	17.763,7	15.306,6	27.330,6	13.715,9	71,0	57,9	44,0			
10	PT MAA General Insurance	56.898,0	71.090,0	49.415,3	76.128,0	117.007,7	25.704,0	37.232,0	37.672,6	99.115,2	66.659,4	45,1	52,4	76,2			
11	PT Asuransi Mandiri Axa General Indonesia (dih PT Asuransi Dharma Bangsa)					161.806,0					8.087,0	0,0	0,0	0,0			
12	PT Asuransi MSIG Indonesia	357.949,3	388.024,1	387.127,0	444.506,9	461.315,0	130.107,9	145.210,8	168.504,9	397.035,9	216.228,2	36,3	40,6	43,5			
13	PT Asuransi Nipponkoa Indonesia	48.772,6	56.978,4	58.904,5	55.587,9	61.084,6	11.541,0	12.126,5	6.728,5	57.778,4	10.132,4	23,7	21,3	11,4			
14	PT Asuransi OBE Pool Indonesia	106.380,0	109.086,0	105.272,0	123.188,0	126.707,0	59.950,0	53.006,0	56.461,0	108.995,0	66.179,0	47,9	48,6	53,6			
15	PT Asuransi Samsung Tugu	44.410,0	37.004,0	46.806,0	59.874,0	46.349,0	5.401,0	4.201,0	6.489,0	59.794,0	16.124,0	12,2	11,4	13,8			
16	PT Sompo Japan Insurance Indonesia	48.604,7	45.199,9	56.057,8	66.917,0	93.154,7	8.908,2	11.363,9	12.768,8	30.538,2	15.679,8	18,3	25,2	22,8			
17	PT Asuransi Sumi Oto	0,0	0,0	0,0	21.791,4	92.963,3	0,0	0,0	0,0	1.278,8	34.026,1	0,0	0,0	0,0			
18	PT Asuransi Tokio Marine Indonesia	266.456,6	274.711,1	312.402,6	319.295,3	369.247,1	107.470,0	123.743,8	173.692,4	254.184,8	170.046,8	40,3	45,0	55,6			
19	PT Zurich Insurance Indonesia	38.778,5	70.932,0	126.082,6	167.019,0	320.775,1	16.355,1	39.481,7	51.479,1	115.994,9	119.811,9	42,2	55,7	40,8			
20	PT Aviva Insurance *)	(1.838,9)	0,0	0,0	0,0	0,0	5.585,5	0,0	0,0	0,0	(303,7)	0,0	0,0	0,0			
	<b>JUMLAH / SUBTOTAL</b>	<b>1.569.303,2</b>	<b>1.678.285,2</b>	<b>1.701.088,3</b>	<b>2.118.437,7</b>	<b>2.377.535,3</b>	<b>764.810,5</b>	<b>862.295,2</b>	<b>878.909,4</b>	<b>1.927.481,5</b>	<b>1.075.676,3</b>	<b>363,5</b>	<b>683,9</b>	<b>690,7</b>			
Perusahaan Reasuransi Reinsurance Companies																	
1	PT Maskapai Reasuransi Indonesia	366.280,0	406.392,6	374.731,8	656.333,3	440.794,6	299.580,0	330.862,8	351.705,5	342.808,1	288.023,2	70,9	81,4	93,9			
2	PT Reasuransi Internasional Indonesia	438.044,9	501.190,9	359.098,2	779.373,7	871.774,6	357.848,9	401.644,6	285.100,5	405.732,1	661.505,2	81,6	80,1	71,0			
3	PT Reasuransi Nasional Indonesia	154.269,8	125.303,0	640.630,0	628.489,0	111.987,3	143.274,2	176.574,2	367.589,3	450.822,0	72,6	114,3	27,5				
4	PT Ligu Reasuransi Indonesia	992.968,9	1.308.616,4	1.656.575,8	563.096,9	431.851,2	797.088,4	1.056.794,2	1.281.464,0	238.769,5	289.964,7	81,1	80,8	77,4			
	<b>JUMLAH / SUBTOTAL</b>	<b>1.941.553,6</b>	<b>2.341.592,4</b>	<b>3.031.035,8</b>	<b>2.003.543,4</b>	<b>2.372.849,3</b>	<b>1.526.902,5</b>	<b>1.932.757,8</b>	<b>2.064.425,1</b>	<b>1.352.899,0</b>	<b>1.690.335,1</b>	<b>306,2</b>	<b>355,7</b>	<b>269,7</b>			
	<b>JUMLAH SELURUHNYA / GRAND TOTAL</b>	<b>12.743.589,8</b>	<b>15.056.820,2</b>	<b>17.139.582,7</b>	<b>19.663.048,7</b>	<b>22.036.888,4</b>	<b>6.525.691,1</b>	<b>7.970.576,4</b>	<b>9.127.944,1</b>	<b>10.642.529,0</b>	<b>11.503.206,6</b>	<b>3.271,0</b>	<b>3.917,8</b>	<b>3.770,5</b>			

**HALAMAN INI SENGAJA DIKOSONGKAN**

**ASURANSI JiWA - KONVENTIONAL  
LIFE INSURANCE - CONVENTIONAL**

**2012**

---

**PERASURANSIAN INDONESIA  
INDONESIA INSURANCE**





Penausahaan Asuransi Jiwa - Konvensional  
Life Insurance Companies - Conventional  
**TABEL 3.1/ TABLE 3.1**  
**REKAPITULASI LAPORAN POSISI KEUANGAN TAHUN 2012**  
**RECAPITULATION OF STATEMENT OF FINANCIAL POSITION AS AT 2012**

NO	NAMA PERUSAHAAN (NAME OF COMPANIES)	INVESTASI INVESTMENTS	BUKTIAN INVESTASI NON INVEST.	JUMLAH AKTIVA TOTAL ASSETS	UTANG PAYABLES	CAD. PREMI PREMIUM RESERVES	TAB. RESERVA CONTRIBUTOR FUND	CADANGAN TEKNIS / TECHNICAL RESERVES			JUMLAH CAD. TOTAL RESERVES	JUMLAH LIABILITAS TOTAL LIABILITIES	PINJAMAN SUBORD. SUBORD. LOANS	MODAL SENIOR EQUITY
								(1)	(2)	(3)				
(1)	(2)	(3)	(4)	(5)	(6)	(7)	(8)	(9)	(10)	(11)	(12)	(13)	(14)	
<b>PERUSAHAAN ASURANSI JIWA NASIONAL</b>														
<i>NATIONAL LIFE INSURANCE COMPANIES</i>														
1.	PT Asuransi Jiwa Andarana Wanaraha	1.969.524	374.107	2.333.831	15.180	1.915.693	-	10.442	2.258	1.926.393	1.943.573	-	-	420.098
2.	PT Asuransi Jiwa Bakrie <sup>1)</sup>	2.486.963	170.739	2.657.702	111.006	2.057.149	-	114.489	48.170	2.219.809	2.330.815	-	-	326.887
3.	PT BNI Life Insurance	2.974.119	544.539	3.518.658	55.897	2.997.114	-	35.717	80.646	2.718.477	2.769.174	-	-	659.284
4.	PT Asuransi Jiwa Bimbin, Jiwa Sejahtera	10.598.343	12.881.314	23.479.657	655.868	22.282.473	-	19.267	88.604	22.350.344	23.006.212	-	-	483.446
5.	Asuransi Jiwa Benasama Bumpitera 1912	3.594.478	213.857	3.808.335	271.816	2.157.683	-	96.719	36.553	2.284.964	2.596.780	-	-	1.196.394
6.	PT Equity Life Indonesia	1.710.417	165.108	1.875.524	60.459	1.475.459	-	127.456	8.511	1.611.436	1.691.895	-	-	183.629
7.	PT Heeka Bta Life Insurance	179.912	85.624	265.536	8.502	175.488	-	59	336	175.917	184.420	-	-	1.131.6
8.	PT Indole Persontama	10.198.671	544.341	10.703.012	10.821	7.536.580	-	617	336	7.537.077	7.547.898	-	-	3.195.115
9.	PT Asuransi Jiwa InHealth Indonesia	1.393.829	182.744	1.576.573	94.562	1.264	-	182.093	102.949	286.305	380.867	-	-	1.955.706
10.	PT Asuransi Jiwa Jaspaga (Persero)	6.339.292	957.246	9.296.538	281.861	7.325.652	-	32.967	7.938	7.365.538	7.648.419	-	-	1.648.169
11.	PT Asuransi Jiwa Karisma Life (di PT A.J. Mira Lita)	147.901	40.988	188.889	97.189	85.928	-	7.083	2.133	95.044	100.315	-	-	96.874
12.	PT Asuransi Jiwa Mega Life	1.673.849	214.381	1.888.230	123.795	1.286.589	-	12.114	1.286	1.286.659	1.422.478	-	-	465.752
13.	PT NINC Life Assurance (di PT LOR Life Sun Assurance)	134.237	50.703	184.939	26.423	76.988	-	2.193	2.906	84.520	110.943	-	-	73.996
14.	PT Multifor Life Insurance	37.425	17.752	55.177	2.248	11.911	-	163	14	14.104	163	-	-	38.825
15.	PT Asuransi Jiwa Nusantara	30.512	259.083	289.596	65.290	136.211	-	2.463	15.402	154.075	238.385	-	-	40.530
16.	PT Pannu Life (di PT Pann Anugrah Life)	3.378.869	488.635	3.867.404	203.559	3.240.645	-	8.078	15.056	3.263.779	3.467.338	-	-	400.066
17.	PT Paswara Life Insurance	67.611	6.207	73.818	15.012	18.676	-	-	-	18.676	33.688	-	-	39.009
18.	PT Asuransi Jiwa Receptal	153.766	102.659	256.426	12.446	44.538	-	44.538	5.145	97.140	109.586	-	-	102.874
19.	PT Asuransi Jiwa Receptal	425.164	6.872	432.031	180.100	184.157	-	4.549	846	885.425	184.157	-	-	237.874
20.	PT Asuransi Jiwa Seagus Life	794.830	320.992	1.115.822	308.942	6.544.988	-	4.533	13.435	6.553.536	6.869.478	-	-	1.248.344
21.	PT Asuransi Jiwa Seagus Life	443.375	101.211	544.586	42.587	371.287	-	54.567	435	425.320	469.907	-	-	75.979
22.	PT Asuransi Jiwa Uiga Mandiri	100.000	2.063	102.063	1.522	-	-	-	-	-	1.522	-	-	100.541
23.	PT Asuransi Jiwa Reliance <sup>2)</sup>	-	-	-	-	-	-	-	-	-	-	-	-	-
24.	PT Asuransi Jiwa Reliance <sup>2)</sup>	-	-	-	-	-	-	-	-	-	-	-	-	-
25.	PT Asuransi Jiwa Reliance <sup>2)</sup>	-	-	-	-	-	-	-	-	-	-	-	-	-
<b>JUMLAH / SUB TOTAL</b>		<b>57.474.878</b>	<b>117.391.619</b>	<b>75.487.297</b>	<b>2.419.999</b>	<b>59.497.825</b>	-	<b>785.425</b>	<b>411.332</b>	<b>60.674.882</b>	<b>63.094.181</b>	<b>144.822</b>	-	<b>12.348.294</b>
<b>PERUSAHAAN ASURANSI JIWA PATUNGAN</b>														
<i>JOINT VENTURE LIFE INSURANCE COMPANIES</i>														
1.	PT Aia Life Assurance (di PT A.J. Bumi Putra Reksadama)	563.811	155.892	719.503	98.405	321.082	-	44.293	19.447	384.752	483.157	-	-	238.346
2.	PT Aia Financial (di PT AIG Life)	24.240.420	1.282.868	25.523.318	1.326.628	18.383.131	-	164.104	43.320	18.590.555	19.917.163	-	-	5.668.138
3.	PT Allianz Life Indonesia	18.652.389	763.749	19.416.142	965.891	4.712.396	-	216.847	122.330	16.035.715	16.998.006	-	-	2.617.538
4.	PT Asuransi Awa Indonesia (di PT Wierthur Life Indonesia)	371.370	171.126	542.496	95.501	102.795	-	94.497	47.372	244.604	340.104	-	-	282.592
5.	PT Avist Assurance (di PT Asuransi AA Indonesia)	10.055.828	432.556	10.488.384	864.717	7.046.336	-	184.164	55.145	7.265.694	8.130.381	-	-	2.888.003
6.	PT Axa Financial Indonesia	4.462.049	503.789	4.965.838	341.162	3.992.084	-	60.443	20.310	4.072.837	4.413.989	-	-	509.242
7.	PT Axa Life Indonesia	241.532	147.221	388.753	44.770	18.866	-	2.127	601	7.199	28.065	-	-	382.688
8.	PT Axa Mandiri Financial Services	12.812.046	531.822	13.343.867	396.019	11.325.181	-	163.316	59.609	11.548.106	11.944.126	-	-	1.399.742
9.	PT Asuransi CIGNA	1.502.888	224.075	1.726.961	102.286	676.556	-	8.676	32.024	730.438	832.744	-	-	884.217
10.	PT CIMB Sun Life (di PT Commerce Internasional)	1.793.043	51.101	1.844.144	48.989	1.642.984	-	8.569	9.691	1.666.233	1.716.293	-	-	118.911
11.	PT Commonwealth Life (di PT Asist CMG Life)	4.371.368	631.451	5.002.819	201.869	3.876.253	-	25.168	9.185	3.912.624	4.114.583	-	-	888.226
12.	PT Asuransi Jiwa General Indonesia (di PT A.J. Ata Mandiri Prima)	601.585	180.140	781.725	185.528	468.474	-	9.889	3.579	501.742	687.270	-	-	96.959
13.	PT Great Eastern Life Indonesia	1.567.731	96.861	1.664.593	112.158	1.373.611	-	6.501	4.009	1.379.220	1.481.378	-	-	171.630
14.	PT Tokio Marine Life Indonesia (di MAA Life Assurance)	222.738	47.733	270.469	26.558	70.658	-	634	623	71.914	98.872	-	-	171.597
15.	PT Prudential Life Indonesia	28.721.503	1.892.906	30.614.309	1.095.942	23.653.326	-	299.106	105.874	24.056.704	25.194.248	-	-	5.460.061
16.	PT Prudential Life Assurance	33.654.685	4.225.989	37.880.673	1.990.204	30.724.898	-	8.317	623.919	30.906.736	32.898.388	-	-	4.883.695
17.	PT Asuransi Jiwa Sinar Mas MSIG	23.252.965	781.305	24.034.271	446.241	13.905.730	-	41.033	12.363	13.959.445	14.405.686	-	-	9.628.584
18.	PT Sun Life Financial Indonesia	5.024.572	200.276	5.224.848	222.029	3.758.740	-	46.058	7.349	3.812.147	4.034.176	-	-	1.190.672
19.	PT Zurich Tops Life (di PT Mapasada Life)	87.883	24.937	112.820	22.157	2.393	-	425	836	3.654	25.810	-	-	97.010
<b>JUMLAH / SUB TOTAL</b>		<b>172.440.388</b>	<b>12,346,078</b>	<b>184,786,466</b>	<b>8,956,600</b>	<b>125,620,627</b>	-	<b>10,997,142</b>	<b>1,177,885</b>	<b>193,154,910</b>	<b>147,710,510</b>	<b>43,882</b>	-	<b>37,031,993</b>
<b>JUMLAH SELURUHNYA / GRAND TOTAL</b>		<b>230,198,066</b>	<b>30,085,697</b>	<b>260,273,763</b>	<b>10,875,199</b>	<b>188,118,452</b>	-	<b>10,997,142</b>	<b>1,899,017</b>	<b>199,829,492</b>	<b>210,804,691</b>	<b>188,764</b>	-	<b>49,280,288</b>

Keterangan / note :  
<sup>1)</sup> Tidak menyampaikan Laporan/Have Not Submitted Annual Report  
<sup>2)</sup> bin baru di akhir tahun 2012 New licence at the end 2012

NO	NAMA PERUSAHAAN NAME OF COMPANIES	DEP. BERJANGKA DAN SERTIFIKAT DEPOSITO TIME DEPOSITE & CERTIFICATE OF DEP.	SAHAM STOCKS	OBLIGASI DAN MTN BONDS AND MTN	SB. YANG DITERBITKAN PEMERINTAH MS. ISSUED BY GOVT	SERTIFIKAT BANK INDONESIA BI PROMISSORY NOTES	REKSADANA MUTUAL FUND	PENYERTAAN LANGSUNG DIRECT PLACEMENT	BANGUNAN, TANAH DNG BANGUNAN PROPERTY	PINJAMAN HIPOTIK MORTGAGE LOANS	PINJAMAN POLIS POLICY LOANS	INVESTASI LAIN OTHER INVEST.	JUMLAH INVESTASI TOTAL INVESTMENTS	Dalam Jiwa dan Rupaiah									
														(3)	(4)	(5)	(6)	(7)	(8)	(9)	(10)	(11)	(12)
<b>PERUSAHAAN ASURANSI JIWA NASIONAL</b>																							
<b>NATIONAL LIFE INSURANCE COMPANIES</b>																							
1.	PT Asuransi Jiwa Adisarana Wanaartha	283.260	1.032.735	34.044	26.396	-	567.275	-	13.712	-	-	19.982	19.982.524										
2.	PT Asuransi Jiwa Bakrie <sup>1)</sup>	389.965	33.582	277.850	362.935	-	1.440.857	1.000	-	-	1.774	-	2.496.863										
3.	PT BNI Life Insurance	503.203	1.138.133	1.116.440	1.138.133	-	61.639	25.481	-	23.170	-	568	2.974.119										
4.	PT Asuransi Jiwa Bimbin Jiwa Segahera																						
5.	PT Asuransi Jiwa Bumi Asih Jaya <sup>2)</sup>																						
6.	Asuransi Jiwa Besama Bumidharma 1912	1.228.845	1.149.676	1.411.610	2.190.065	-	1.984.218	783.358	1.425.367	302	404.912	-	10.588.243										
7.	PT Asuransi Jiwa Central Asia Raya	66.665	1.670.061	475.529	385.896	-	682.078	89.100	7.843	71.387	34.089	-	3.539.478										
8.	PT Equity Life Indonesia	94.692	7.507	264.669	100.093	-	1.170.072	53.194	64.836	13.689	985	-	17.703.517										
9.	PT Hevia Era Life Insurance	171.623	-	-	-	-	4.807	-	2.500	-	-	-	179.512										
10.	PT Indole Pansiantana	687.643	3.494.682	4.838.600	327.528	-	508.640	93.904	11.511	600	195.166	-	10.156.671										
11.	PT Asuransi Jiwa InHealth Indonesia	653.672	48.361	502.000	48.361	-	186.886	-	-	-	-	-	1.393.829										
12.	PT Asuransi Jiwa InHealth Persero	1.012.019	338.921	76.139	227.211	-	6.283.101	42.696	208.534	150.395	-	416	8.330.292										
13.	PT Asuransi Kesana Life (dth PT A.J. Mira Life)	39.675	74.620	-	-	-	421	-	-	34	-	-	147.911										
14.	PT Asuransi Jiwa Mega Life	165.901	441.637	234.496	371.891	-	419.361	-	9.299	3.774	27.500	-	1.673.849										
15.	PT MNC Life Assurance (dth PT LOB Life Sun Assurance)	67.100	10.800	22.211	7.620	-	26.882	-	-	663	-	-	134.327										
16.	PT Mulica Life Insurance	17.630	141.116	1.946	981	-	10.072	-	9.723	-	-	-	37.425										
17.	PT Asuransi Jiwa Nusantara	13.390	-	-	-	-	-	-	-	-	-	-	30.572										
18.	PT Panin Life (dth PT Panin Aji Rahmah Life)	1.201.568	18.333	531.102	-	-	1.617.860	-	-	10.005	-	-	3.378.669										
19.	PT Pasara Life Insurance	66.910	-	-	-	-	-	-	-	-	1	-	700										
20.	PT Asuransi Jiwa Receptal	25.770	117.608	-	-	-	10.058	-	-	-	330	-	153.766										
21.	PT Asuransi Jiwa Segus Financial	49.511	-	4.002	37.767	-	327.457	-	-	490	-	-	425.654										
22.	PT Asuransi Jiwa Segus Life	410.744	530.501	189.519	958.921	-	5.205.047	397.425	6.397	317	86.969	-	7.794.830										
23.	PT Asuransi Jiwa Siga Mandiri	75.966	36.507	148.287	42.565	-	140.941	7	-	9	-	-	443.275										
24.	PT Asuransi Jiwa Mega Indonesia	100.000	-	-	-	-	-	-	-	-	-	-	100.000										
25.	PT Asuransi Jiwa Reliance <sup>3)</sup>	-	-	-	-	-	-	-	-	-	-	-	-										
<b>JUMLAH / SUB TOTAL</b>														<b>6.150.100</b>	<b>20.599.470</b>	<b>1.495.065</b>	<b>1.798.210</b>	<b>120.806</b>	<b>709.439</b>	<b>305.095</b>	<b>57.747.878</b>		
<b>PERUSAHAAN ASURANSI JIWA PATUNGAN</b>																							
<b>JOINT VENTURE LIFE INSURANCE COMPANIES</b>																							
1.	PT Axa Life Assurance (dth PT A.J. Bumi Ajiwa Reksadana)	263.000	-	-	6.366	-	292.393	-	-	-	62	-	563.811										
2.	PT AIA Financial (dth PT AGI Life)	2.153.669	10.600.089	1.154.076	6.327.968	-	3.881.184	-	-	-	63.407	-	24.240.220										
3.	PT Asuransi Allianz Life Indonesia	6.060.660	4.822.976	396.500	703.670	-	6.833.179	4.390	-	-	40.428	-	16.822.393										
4.	PT Asuransi Axa Indonesia (dth PT Whitehur Life Indonesia)	288.168	-	24.185	55.657	-	18.240	-	-	-	104	-	371.170										
5.	PT Aviva Assurance (dth PT Asuransi AIA Indonesia)	547.596	2.921.021	658.970	3.374.873	-	2.455.860	124.298	-	106	13.394	-	10.095.628										
6.	PT Axa Financial Indonesia	318.321	195.049	254.880	1.031.229	-	2.587.122	207	-	33.118	-	-	4.462.049										
7.	PT Axa Life Indonesia	237.100	-	-	-	-	4.432	-	-	-	-	-	241.532										
8.	PT Axa Mandiri Financial Services	1.895.493	-	147.569	742.005	-	10.326.979	-	-	-	-	-	12.812.046										
9.	PT Asuransi CIGNA	109.602	7.230	15.115	1.113.856	-	184.438	-	-	2.647	-	-	1.502.886										
10.	PT CIMB Sin Life (dth PT Commerce International)	82.125	-	37.412	437.856	-	1.225.660	-	-	-	-	-	1.783.043										
11.	PT Commonwealth Life (dth PT Westo CAG Life)	591.620	-	-	-	-	2.729.274	674	-	70.279	-	-	4.371.368										
12.	PT Asuransi Jiwa General Indonesia (dth PT A.J. Aji Mandiri Prima)	2.143.512	-	-	979.521	-	386.753	-	-	-	-	-	601.885										
13.	PT Great Eastern Life Indonesia	442.600	-	26.024	277.695	-	1.119.293	-	-	2.149	-	-	1.587.231										
14.	PT Tokio Marine Life Ins Indonesia (dth IMA Life Assurance)	182.902	17.121	3.748	15.989	-	1.313	-	-	1.664	-	-	222.736										
15.	PT Asuransi Jiwa Manulife Indonesia	1.370.401	5.777.854	2.273.731	10.850.025	-	7.481.013	529.276	-	458.403	-	-	28.721.603										
16.	PT Prudential Life Assurance	6.489.956	18.016.887	154.617	7.526.488	-	-	820	-	41.394	-	-	33.654.865										
17.	PT Asuransi Jiwa Shar Mas MSIG	4.808.723	2.031.359	2.821.408	26.593	-	12.861.889	46.309	107	10.916	-	-	23.252.865										
18.	PT Sun Life Financial Indonesia	214.862	113.024	2.612.596	1.930.821	-	1.930.821	-	-	103.269	-	-	5.024.572										
19.	PT Zurich Topas Life (dth PT Mangarada Life)	67.000	-	13.009	17.039	-	616	20	-	-	-	-	97.693										
<b>JUMLAH / SUB TOTAL</b>														<b>44.361.396</b>	<b>9.492.885</b>	<b>36.110.395</b>	<b>747.270</b>	<b>52.623</b>	<b>1.460.569</b>	<b>55.000</b>	<b>172.440.388</b>		
<b>JUMLAH SELURUHNYA / GRAND TOTAL</b>														<b>55.817.719</b>	<b>19.621.300</b>	<b>42.260.456</b>	<b>2.242.336</b>	<b>1.798.317</b>	<b>2.170.027</b>	<b>360.095</b>	<b>230.188.066</b>		

Keterangan / notes :  
 \*) Tidak menyampaikan Laporan/Have Not Submitted Annual Report  
 \*\*) Izin baru di akhir tahun 2013/ New licence at the end 2012

NO.	NAMA PERUSAHAAN NAME OF COMPANIES	Dalam Jutaan Rupiah In Million Rupiah										
		(1)	(2)	(3)	(4)	(5)	(6)	(7)	(8)	(9)	(10)	(11)
PERUSAHAAN ASURANSI JIWA NASIONAL												
NATIONAL LIFE INSURANCE COMPANIES												
1	PT Asuransi Jiwa Andarjana Wanaastha	355,991	164	-	618	339	6,842	992	3,514	-	5,747	374,107
2	PT Asuransi Jiwa Bakrie	-	-	-	-	-	-	-	-	-	-	-
3	PT BNI Life Insurance	22,349	10,462	-	11,452	14,818	15,849	4,298	8,334	83,177	170,739	170,739
4	PT Asuransi Jiwa Birengin Jiwa Segiatera	29,820	121,543	-	25,223	34,781	32,242	10,189	1,066	289,475	544,538	544,538
5	PT Asuransi Jiwa Bumi Arah Jaya	-	-	-	-	-	-	-	-	-	-	-
6	Asuransi Jiwa Berama Bumpitena 1912	108,712	133,199	15,270	15,270	174,041	1,142,845	29,898	50,494	11,226,658	12,881,314	12,881,314
7	PT Asuransi Jiwa Central Asa Raya	5,774	37,377	34,414	5,282	21,236	26,218	1,844	81,513	213,657	213,657	213,657
8	PT Equity Life Indonesia	8,661	114,533	2,866	6,154	8,821	6,982	2,389	10,168	11,116	165,108	165,108
9	PT Heksa Eka Life Insurance	1,907	37,853	13,863	-	350	1,426	729	729	85,824	85,824	85,824
10	PT Indolife Pensionaria	81,713	-	-	-	412,196	-	1,089	6,983	42,349	544,341	544,341
11	PT Asuransi Jiwa InHealth Indonesia	3,222	64,006	4,288	7,071	20,455	40,115	6,775	44,511	108,033	957,296	957,296
12	PT Asuransi Jiwa Javaya (Paseco)	38,322	697,160	1,843	7,560	94	3,541	3,400	20,817	49,686	49,686	49,686
13	PT Asuransi Jiwa Kesana Life (d/ PT A.J. Mira Life)	4,463	9,913	44,703	13,887	1,116	1,828	44,207	13,221	50,703	50,703	50,703
14	PT Asuransi Jiwa Mega Life	64,302	44,337	7,654	6,661	9,338	7,654	1,463	6,661	13,221	214,391	214,391
15	PT MNC Life Assurance (d/ PT UOB Life Sun Assurance)	11,402	7,654	6,000	6,421	91	1,167	6,461	17,752	17,752	17,752	17,752
16	PT Multicox Life Insurance	2,989	13	-	-	-	-	-	-	-	-	-
17	PT Asuransi Jiwa Nusantara	8,204	16,813	4,309	18,400	2,913	207,915	259,083	3,744	66,255	488,535	488,535
18	PT Pannu Life (d/ PT Pannu Anugrah Life)	366,935	7,528	31,690	9,713	788	-	2,671	984	6,207	6,207	6,207
19	PT Pasaywa Life Insurance	34	1,480	2,023	39	297	-	345	41,014	102,659	102,659	102,659
20	PT Asuransi Jiwa Receptel	4,227	54,714	860	1,080	11	1,162	633	6,877	6,877	6,877	6,877
21	PT Asuransi Jiwa Seplus Financial	3,074	97	-	-	-	-	-	-	-	-	-
22	PT Asuransi Jiwa Sepuis Life	158,063	4,890	38,447	32,662	307	5,954	19,769	61,219	320,992	320,992	320,992
23	PT Asuransi Jiwa Tugu Mandiri	4,197	66,892	18,239	1,689	202	3,433	5,162	5,162	101,211	101,211	101,211
24	PT Asuransi Jiwa Mega Indonesia	743	-	-	49	262	-	262	1,008	-	2,063	2,063
25	PT Asuransi Jiwa Reliance 'new	-	-	-	-	-	-	-	-	-	-	-
<b>JUMLAH / SUB TOTAL</b>		<b>1,285,116</b>	<b>1,430,688</b>	<b>287,286</b>	<b>770,297</b>	<b>1,281,287</b>	<b>84,875</b>	<b>186,634</b>	<b>12,433,428</b>	<b>17,739,619</b>	<b>17,739,619</b>	<b>17,739,619</b>
PERUSAHAAN ASURANSI JIWA PATUNGAN												
JOINT VENTURE LIFE INSURANCE COMPANIES												
1	PT Ace Life Assurance (d/ PT A.J. Bhumi Artha Reksallama)	22,286	69,728	5,549	959	2,090	-	19,096	35,887	155,692	155,692	155,692
2	PT AIA Financial (d/ PT AIG Life)	335,590	48,116	27,101	152,928	2,887	28,918	1,899	685,459	1,282,898	1,282,898	1,282,898
3	PT Asuransi Allianz Life Indonesia	234,190	21,880	39,165	143,789	1,021	7,477	20,459	295,788	763,749	763,749	763,749
4	PT Asuransi Aviva Indonesia (d/ PT Winterthur Life Indonesia)	73,220	50,272	14,099	2,364	1,683	10,253	19,238	19,238	171,126	171,126	171,126
5	PT Avitell Assurance (d/ PT Asuransi AIA Indonesia)	174,902	39,310	20,615	68,798	4,262	19,610	4,633	100,536	432,556	432,556	432,556
6	PT Axa Financial Indonesia	171,776	78,720	9,433	22,360	925	-	35,463	185,073	593,769	593,769	593,769
7	PT Axa Life Indonesia	62,716	239	99	713	1,634	-	7,786	74,034	147,221	147,221	147,221
8	PT Axa Mandiri Financial Services	89,141	280,172	32,731	14,915	1,285	-	38,470	95,139	531,622	531,622	531,622
9	PT Asuransi CIGNA	30,762	38,425	53,147	12,598	24,741	-	11,314	53,088	224,075	224,075	224,075
10	PT CIMB Sun Life (d/ PT Commerce International)	26,579	975	13,250	6,259	246	-	1,580	2,213	51,101	51,101	51,101
11	PT Commonwealth Life (d/ PT Astra CNG Life)	511,632	4,567	7,167	45,801	2,451	-	39,138	631,451	631,451	631,451	631,451
12	PT Asuransi Jiwa General Indonesia (d/ PT A.J. Arta Mandiri Prima)	46,772	51,075	42,974	278	1,119	-	11,422	27,099	180,740	180,740	180,740
13	PT Great Eastern Life Indonesia	24,342	1,454	5,014	6,188	15,976	-	2,645	24,960	96,861	96,861	96,861
14	PT Tokio Marine Life Indonesia (d/ MAA Life Assurance)	3,566	970	-	1,642	970	-	12,662	28,624	47,733	47,733	47,733
15	PT Asuransi Jiwa Manulife Indonesia	272,761	175,899	43,146	224,837	17,150	-	97,733	1,061,689	1,892,806	1,892,806	1,892,806
16	PT Prudential Life Assurance	304,853	1,832,684	7,449	182,472	14,581	-	29,156	1,855,172	4,225,958	4,225,958	4,225,958
17	PT Asuransi Jiwa Sinar Mas MSIG	190,613	29,704	1,195	9,085	339,333	-	76,685	83,648	781,305	781,305	781,305
18	PT Sun Life Financial Indonesia	34,904	10,482	15,896	55,623	623	-	3,718	79,030	200,276	200,276	200,276
19	PT Zurich Topas Life (d/ PT Maygasta Life)	1,761	266	1,675	345	2,689	-	6,415	11,888	24,937	24,937	24,937
<b>JUMLAH / SUB TOTAL</b>		<b>2,612,167</b>	<b>2,713,555</b>	<b>339,487</b>	<b>993,912</b>	<b>381,278</b>	<b>137,414</b>	<b>410,399</b>	<b>4,757,855</b>	<b>12,346,078</b>	<b>12,346,078</b>	<b>12,346,078</b>
<b>JUMLAH SELURUNYA / GRAND TOTAL</b>		<b>3,897,282</b>	<b>4,144,233</b>	<b>606,783</b>	<b>1,764,209</b>	<b>1,662,565</b>	<b>222,299</b>	<b>597,033</b>	<b>17,191,281</b>	<b>30,085,697</b>	<b>30,085,697</b>	<b>30,085,697</b>

Keterangan / notes :

\*) Tidak mempengaruhi Laporan Tahunan 2012 New Income at the end 2012

\*) Van Buren of Bahr Tahun 2012 New Income at the end 2012

TABEL: 3.1/3/TABLE: 3.1.3  
REKAPITULASI HASIL INVESTASI TAHUN 2012  
RECAPITULATION OF INVESTMENT INCOME IN YEAR 2012

NO	NAMA PERUSAHAAN NAME OF COMPANIES	DEP. BERJANGKA DAN SERT. DEP. THE DEPT. OF CERT. OF DEPT.	SAMAM STOCKS	OBLIGASI DAN MITN BOND AND MITN	SB YANG DITERBITKAN MS. ISSUED BY GOV/B	REKSADANA MUTUAL FUND	PENERBITAN LANGSUNG DIRECT PLACEMENT	BANGUNAN, TANAH DG. BANGUNAN PROPERTY	PINJAMAN HIPOTEK MORTGAGE LOANS	PINJAMAN POLIS POLICY LOANS	INVESTASILAINNYA OTHER INVESTMENTS	BEBAN INVESTASI INVESTMENT EXPENSE	JUMLAH TOTAL	Dalam Jutaan Rupiah		
														(1)	(2)	(3)
<b>PERUSAHAAN ASURANSI JIWA NASIONAL</b>																
<b>NATIONAL LIFE INSURANCE COMPANIES</b>																
1	PT Asuransi Jiwa Adisarana Wabantenra	21,073	224,878	3,978	2,432	(264)	1	-	-	1	-	-	-	-	252,988	
2	PT Asuransi Jiwa Bakrie	24,604	(2,197)	31,125	39,247	41,239	196	-	-	196	(1,289)	-	-	-	132,915	
3	PT BNI Life Insurance	17,931	8,427	135,757	85,789	4,621	50	15,638	-	50	1,284	1,199	-	-	270,843	
4	PT Asuransi Jiwa Brinjan Jiwa Segahera	131,567	191,396	41,223	31,103	335,669	52,552	15,638	46	45,562	-	65,952	-	-	778,801	
5	PT Asuransi Jiwa Bumi Asih, Jawa	5,459	105,360	39,506	41,387	59,704	4	4	2,015	5,438	20,006	-	-	-	279,460	
6	Asuransi Jiwa Besana Bumpalera 1912	3,844	2,694	38,207	10,258	96,068	2,106	6,473	1,463	128	-	124	-	-	161,117	
7	PT Asuransi Jiwa Central Asia Raya	6,106	13,397	828,381	27,689	-	64	-	811	-	-	-	-	-	895,679	
8	PT Heksa Eka Life Insurance	24,526	607	33,435	-	12,133	-	-	-	-	-	-	-	-	88,747	
9	PT Indoflife Pensionsama	34,957	93,672	10,264	15,396	835,378	2,157	12,842	-	15,028	85,044	15,047	-	-	1,089,689	
10	PT Asuransi Jiwa In-Health Indonesia	2,429	32,507	177	2,429	32,507	10	-	-	10	96	-	-	-	35,219	
11	PT Asuransi Kresna Life (dih. PT A.J. Mita Life)	8,488	25,675	22,247	37,881	12,205	-	-	-	19,224	32,955	-	-	-	188,076	
12	PT Asuransi Jiwa Mega Life	470	15,689	5,011	-	2,744	-	-	-	86	-	-	-	-	24,199	
13	PT MNC Life Assurance (dih. PT UOB Life Sun Assurance)	1,114	-	-	-	645	-	-	554	-	-	-	-	-	2,412	
14	PT Multico Life Insurance	862	(62)	424	211	-	-	-	-	-	1,100	-	-	-	2,546	
15	PT Asuransi Jiwa Nusantara	88,806	(944)	52,198	112,628	-	913	-	-	913	-	(11,482)	-	-	284,983	
16	PT Panin Life (dih. PT Panin Anugrah Life)	3,667	11,867	-	-	-	-	-	-	-	-	-	-	-	3,666	
17	PT Pasaraya Life Receptal	2,152	10,060	38,601	60,479	279,409	13,161	-	19	684	2,134	-	-	-	383,14	
18	PT Asuransi Jiwa Sequis Financial	10,800	9,867	7,214	19,773	9,055	-	-	11	7,385	88,537	-	-	-	514,175	
19	PT Asuransi Jiwa Sequis Life	984	-	-	-	-	-	-	-	12	7,454	728	-	-	54,678	
20	PT Asuransi Jiwa Tugu Mandiri	984	-	-	-	-	-	-	-	-	-	-	-	-	984	
21	PT Asuransi Jiwa Mega Indonesia	984	-	-	-	-	-	-	-	-	-	-	-	-	984	
22	PT Asuransi Jiwa Reliance "new"	984	-	-	-	-	-	-	-	-	-	-	-	-	984	
<b>JUMLAH/ SUB TOTAL</b>		<b>384,895</b>	<b>537,862</b>	<b>1,102,948</b>	<b>229,712</b>	<b>1,787,279</b>	<b>69,976</b>	<b>34,954</b>	<b>4,919</b>	<b>94,364</b>	<b>238,327</b>	<b>70,369</b>	<b>4,414,387</b>			
<b>PERUSAHAAN ASURANSI JIWA PATUNGAN</b>																
<b>JOINT VENTURE LIFE INSURANCE COMPANIES</b>																
1	PT Ace Life Assurance (dih. PT A.J. Bhumi Anjar Reksatama)	13,571	-	-	752	7,380	-	-	-	2	2,866	-	-	-	24,671	
2	PT AIA Financial (dih. PT AIG Life)	186,826	1,499,873	9,984	679,945	261,850	7,495	-	-	7,495	1,114	63,350	-	-	2,583,738	
3	PT Asuransi Allianz Life Indonesia	469,944	556,587	53,638	53,665	386,798	-	-	-	-	7,118	8,013	-	-	1,510,918	
4	PT Asuransi Aviva Indonesia (dih. PT Winterthur Life Indonesia)	286,163	347,728	23,185	73,897	-	104	-	-	104	-	-	-	-	371,370	
5	PT Aviva Assurance (dih. PT Asuransi AIA Indonesia)	35,242	468,120	468,120	106,642	240,956	-	-	18	1,801	242,905	-	-	-	1,091,847	
6	PT Axa Financial Indonesia	13,328	9,466	33,494	106,642	-	-	-	-	3,211	-	-	-	-	409,125	
7	PT Axa Life Indonesia	12,965	2,503	318	23,363	1,875	-	-	-	-	33	-	-	-	41,056	
8	PT Axa Mandiri Financial Services	47,444	-	10,740	75,336	357,630	-	-	-	-	-	-	-	-	491,150	
9	PT CIMB SUNGA	10,202	969	969	72,652	-	-	-	-	-	-	1,939	-	-	88,480	
10	PT CIMB Sun Life (dih. PT Commerce International)	4,522	-	-	25,653	58,305	-	-	-	-	-	-	-	-	363,883	
11	PT Commonweath Life (dih. PT Astra CMG Life)	54,369	-	-	116,245	-	8,167	-	-	8,167	-	656	-	-	34,637	
12	PT Asuransi Jiwa General Indonesia (dih. PT A.J. Ate. Mandiri Prima)	7,888	158	158	26,613	-	-	-	-	-	-	32	-	-	103,228	
13	PT Great Eastern Life Indonesia	4,306	1,918	1,918	25,968	63,117	-	-	-	221	7,998	-	-	-	1,582	
14	PT Tokio Marine Life Ins Indonesia (dih. MAA Life Assurance)	1,552	101,130	83,857	941,439	1,995,856	-	-	-	43,537	82,256	85,039	-	-	3,628,690	
15	PT Prudential Life Assurance	269,578	9,631	16,187	790,421	-	-	-	-	2,326	98,837	-	-	-	3,527,307	
16	PT Sun Life Financial Indonesia	9,531	5,094	8,057	211,912	104,322	-	-	-	9,781	-	-	-	-	2,083,928	
17	PT Sun Life Financial Indonesia	5,094	-	-	574	-	-	-	-	-	-	-	-	-	343,604	
18	PT Zurich Topas Life (dih. PT. Mayapada Life)	5,094	-	-	574	-	-	-	-	-	-	-	-	-	5,678	
<b>JUMLAH/ SUB TOTAL</b>		<b>2,076,373</b>	<b>5,784,959</b>	<b>1,023,705</b>	<b>3,448,474</b>	<b>4,113,036</b>	<b>18</b>	<b>76,645</b>	<b>18</b>	<b>171,009</b>	<b>688,398</b>	<b>230,533</b>	<b>21,231,903</b>			
<b>JUMLAH SELURUHNYA/ GRAND TOTAL</b>		<b>2,460,268</b>	<b>6,322,841</b>	<b>2,131,652</b>	<b>3,677,886</b>	<b>5,900,315</b>	<b>69,976</b>	<b>34,954</b>	<b>4,937</b>	<b>171,009</b>	<b>688,398</b>	<b>230,533</b>	<b>21,231,903</b>			

Keterangan/ notes :

\*) Tidak menyampaikan Laporan/ave Not Submitted Annual Report  
\*\*) Izin baru di akhir tahun 2013. New licence at the end 2012.

TABEL 3.2/TABLE 3.2  
REKAPITULASI LAPORAN POSISI KEUANGAN PERUSAHAAN ASURANSI YANG MEMASARKAN PRODUK ASURANSI YANG DIKAITKAN DENGAN INVESTASI TAHUN 2012  
RECAPITULATION OF STATEMENT OF FINANCIAL POSITION OF INSURANCE COMPANIES WHICH SELL UNIT LINK IN 2012

NO (1)	NAMA PERUSAHAAN NAME OF COMPANIES (2)	INVESTASI INVESTMENT (3)	AKTIVA / ASSETS (4)		JUMLAH AKTIVA TOTAL ASSETS (6)	UTANG PAYABLES (8)	PASIVA / PASSIVA (7)		JUMLAH PASIVA TOTAL PASSIVA (9)
			BUKLA INVESTASI NON-INVESTMENT	BUKLA INVESTASI NON-INVESTMENT			PREMIUM/RESERVES	PREMIUM/RESERVES	
<b>PERUSAHAAN ASURANSI JIWA NASIONAL</b>									
<b>NATIONAL LIFE INSURANCE COMPANIES</b>									
1.	PT Asuransi Jiwa Adisarana Wanaartha	20.759	127	-	20.886	-	20.886	-	20.886
2.	PT Asuransi Jiwa Bakrie	-	-	-	-	-	-	-	-
3.	PT BNI Life Insurance	1.020.541	3.648	-	1.024.189	2.864	1.021.325	-	1.024.189
4.	PT Asuransi Jiwa Brngin Jiwa Sejahtera	-	-	-	-	-	-	-	-
5.	PT Asuransi Jiwa Bumi Ash Jaya	-	-	-	-	-	-	-	-
6.	Asuransi Jiwa Bersama Bumiputera 1912	1.813	498	-	2.311	1.813	11	-	1.824
7.	PT Asuransi Jiwa Central Asia Raya	614.568	5.449	-	620.017	13.072	606.945	-	620.017
8.	PT Equity Life Indonesia	1.030.529	6.676	-	1.037.205	23.589	1.013.617	-	1.037.205
9.	PT Heksa Eka Life Insurance	-	-	-	-	-	-	-	-
10.	PT Indolife Pensiontama	-	-	-	-	-	-	-	-
11.	PT Asuransi Jiwa InHealth Indonesia	-	-	-	-	-	-	-	-
12.	PT Asuransi Jiwaarava (Pensero)	704.940	-	-	704.940	35.048	669.892	-	704.940
13.	PT Asuransi Kesana Life (d/h PT A.J. Mira Life)	267	97	-	364	-	-	-	-
14.	PT Asuransi Jiwa Mega Life	-	-	-	-	-	-	-	-
15.	PT MNC Life Assurance (d/h PT UOB Life Sun Assurance)	12.025	-	-	12.025	-	12.025	-	12.025
16.	PT Multicor Life Insurance	-	-	-	-	-	-	-	-
17.	PT Asuransi Jiwa Nusantara	-	-	-	-	-	-	-	-
18.	PT Panin Life (d/h PT Panin Anugrah Life)	-	-	-	-	-	-	-	-
19.	PT Pasaraya Life Insurance	-	-	-	-	-	-	-	-
20.	PT Asuransi Jiwa Recapital	9.675	495	-	10.169	2.454	7.715	-	10.169
21.	PT Asuransi Jiwa Sequis Financial	-	-	-	-	-	-	-	-
22.	PT Asuransi Jiwa Sequis Life	3.373.754	-	-	3.373.754	-	3.373.754	-	3.373.754
23.	PT Asuransi Jiwa Tugu Mandiri	62.836	907	-	69.742	21	63.722	-	69.742
24.	PT Asuransi Jiwa Mega Indonesia	-	-	-	-	-	-	-	-
25.	PT Asuransi Jiwa Reliance 'new	-	-	-	-	-	-	-	-
<b>JUMLAH / SUB TOTAL</b>		<b>6.851.705</b>	<b>17.897</b>	-	<b>6.869.602</b>	<b>78.951</b>	<b>6.789.890</b>	-	<b>6.868.751</b>
<b>PERUSAHAAN ASURANSI JIWA PATUNGAN</b>									
<b>JOINT VENTURE LIFE INSURANCE COMPANIES</b>									
1.	PT Ace Life Assurance (d/h PT A.J. Bhumi Artha Reksalama)	292.361	-	-	292.361	-	292.361	-	292.361
2.	PT AIA Financial (d/h PT AIG Life)	-	-	-	-	-	-	-	-
3.	PT Asuransi Allianz Life Indonesia	10.754.486	264.139	-	11.018.625	31.483	10.987.142	-	11.018.625
4.	PT Asuransi Axa Indonesia (d/h PT Winterthur Life Indonesia)	35.820	4.361	-	40.181	3.945	36.236	-	40.181
5.	PT Avrist Assurance (d/h PT Asuransi AIA Indonesia)	4.398.158	38.753	-	4.426.941	31.243	4.395.698	-	4.426.941
6.	PT Axa Financial Indonesia	-	-	-	-	-	-	-	-
7.	PT Axa Life Indonesia	-	-	-	-	-	-	-	-
8.	PT Axa Mandiri Financial Services	-	-	-	-	-	-	-	-
9.	PT Asuransi CIGNA	430.168	-	-	430.168	-	430.169	-	430.169
10.	PT CIMB Sun Life (d/h PT Commerce International)	1.483.653	8.623	-	1.492.276	-	1.492.276	-	1.492.276
11.	PT Commonwealth Life (d/h PT Astra CMG Life)	-	-	-	-	-	-	-	-
12.	PT Asuransi Jiwa Generali Indonesia (d/h PT A.J. Arta Mandiri Prima)	466.263	19.971	-	486.234	7.358	478.876	-	486.234
13.	PT Great Eastern Life Indonesia	1.119.067	-	-	1.119.067	-	-	-	-
14.	PT IMAA Life Assurance	-	-	-	-	-	-	-	-
15.	PT Asuransi Jiwa Manulife Indonesia	13.407.632	201.398	-	13.609.030	241.567	13.367.463	-	13.609.030
16.	PT Prudential Life Assurance	29.431.995	289.397	-	29.721.392	98.398	29.622.994	-	29.721.392
17.	PT Asuransi Jiwa Sinar Mas MSIG	4.372.338	168.540	-	4.540.879	1.197.553	3.343.326	-	4.540.879
18.	PT Sun Life Financial Indonesia	1.970.902	7.530	-	1.978.431	5.695	1.972.737	-	1.978.431
19.	PT Zurich Topas Life (d/h PT Mayapada Life)	3.255	-	-	3.255	-	-	-	-
<b>JUMLAH / SUB TOTAL</b>		<b>68.756.097</b>	<b>1.002.543</b>	-	<b>69.758.639</b>	<b>1.617.242</b>	<b>67.019.077</b>	-	<b>68.636.319</b>
<b>JUMLAH SELURUHNYA / GRAND TOTAL</b>		<b>75.607.802</b>	<b>1.020.439</b>	-	<b>76.628.241</b>	<b>1.696.103</b>	<b>73.808.967</b>	-	<b>75.505.070</b>

Keterangan / notes:  
\*) Tidak menyampaikan laporan/Have Not Submitted Annual Report  
(\*\*) izin baru di akhir tahun 2013 New licence at the end 2012

REKAPITULASI PERHITUNGAN LABA RUGI KOMPREHENSIF TAHUN 2012  
RECAPITULATION OF STATEMENTS OF COMPREHENSIVE INCOME IN 2012

Dalam Jutaan Rupiah  
In Million Rupiah

NO	NAMA PERUSAHAAN NAME OF COMPANIES	PENDAPATAN / INCOME			BEBAN OPERASIONAL			BEBAN LAINNYA Other Expenses	Jumlah BEBAN Total Expenses	PAJAK Taxes	LABA (RUGI) Profit (Loss)
		PENDAPATAN PREMI NETO Net Earned Premium	HASIL INVESTASI Investment Yield	PERMUTUHAN LAIN Other Income	Jumlah PENDAPATAN Total Income	BEBAN OPERASIONAL Operational Expenses	BEBAN KLINIK NETO Net Clinic Expenses				
(1)	(2)	(3)	(4)	(5)	(6)	(7)	(8)	(9)	(10)	(11)	(12)
<b>PERUSAHAAN ASURANSI JIWA PATUNGAN</b>											
<b>JOINT VENTURE LIFE INSURANCE COMPANIES</b>											
1	PT Asuransi Jiwa Adisrana Wanasmita	2.502.231	232.068	198	2.904.527	2.690.766	286.757	2.633	2.974.890	(675)	(169.668)
2	PT Asuransi Jiwa Bakrie	-	-	-	-	-	-	-	-	-	-
3	PT Asuransi Jiwa Britania Jwa Segitara	1.950.671	270.643	13.228	1.874.542	1.930.351	246.175	(7.781)	1.641.307	317.16	201.519
4	PT Asuransi Jiwa Bumi Asih Jwa	-	-	-	-	-	-	-	-	-	-
5	PT BNI Life Insurance	1.198.333	132.915	35.777	1.367.025	905.106	357.649	70	1.262.886	-	42.340
6	Asuransi Jiwa Bersama Bumiputera 1912	5.344.604	778.801	53.532	6.176.938	4.785.205	1.246.539	(52.021)	6.065.735	-	91.202
7	PT Asuransi Jiwa Central Asia Raya	590.872	279.480	25.152	895.504	598.560	279.480	(10.289)	604.629	-	80.875
8	PT Asuransi Jiwa Inheath Indonesia	1.193.405	88.747	290	1.282.433	948.929	225.475	-	1.174.404	7.977	100.022
9	PT Asuransi Jiwa Mega Indonesia	-	984	-	984	-	592	109	473	-	511
10	PT Asuransi Jiwa Mega Life	5.786.616	168.676	8.232	5.953.524	5.749.513	144.159	(6.190)	5.898.862	(211)	54.873
11	PT Asuransi Jiwa Nusantara	70.137	2.546	10.853	63.035	63.227	63.883	4.104	149.886	-	(66.470)
12	PT Asuransi Jiwa Receptali	141.202	13.172	2.122	163.036	105.043	35.550	1.031	139.602	3.508	19.866
13	PT Asuransi Jiwa Reliance "new"	-	-	-	-	-	-	-	-	-	-
14	PT Asuransi Jiwa Sequis Finansial	28.867	38.814	358	68.039	16.681	28.011	(19)	46.711	-	21.328
15	PT Asuransi Jiwa Sequis Life	1.869.198	514.775	140.811	2.484.884	1.654.287	524.589	21.300	2.197.575	-	307.309
16	PT Asuransi Jiwa Tigra Mandiri	245.693	54.618	14.265	314.576	254.969	56.318	(2.984)	324.331	2.425	(12.180)
17	PT Asuransi Jiwastra (Persero)	5.604.877	1.089.689	23.904	6.718.471	5.726.233	704.217	(4.316)	6.433.766	16.515	268.189
18	PT Asuransi Kepri Life (dn PT A.J. Mira Life)	146.642	35.719	1.891	177.251	148.847	25.395	(159)	172.389	62	4.801
19	PT Equity Life Indonesia	741.255	161.117	14.699	916.982	726.300	122.033	(35.375)	860.788	-	36.274
20	PT Healis Life Insurance	276.203	6.106	2.967	285.276	196.033	76.404	-	274.436	1.789	10.060
21	PT Indole Penontama	6.279.001	895.679	2.377	7.177.257	7.021.677	119.852	(3.372)	7.451.142	-	32.115
22	PT MNC Life Assurance (dn PTUOB Life Sun Assurance)	125.512	24.199	5.000	154.712	88.281	85.960	-	174.241	-	(19.965)
23	PT Multicor Life Insurance	9.127	2.312	11.439	7.088	7.088	8.497	(447)	16.083	-	(6.643)
24	PT Panin Life (dn PT Panin Anugrah Life)	2.198.090	284.883	28.855	2.491.628	2.068.112	255.792	(32.415)	2.381.319	-	110.309
25	PT Pasaraa Life Insurance	9.269	3.668	1	12.938	17.689	6.569	10	24.278	-	(11.340)
<b>Jumlah / SUB TOTAL</b>		<b>35.871.895</b>	<b>5.070.942</b>	<b>383.243</b>	<b>41.326.081</b>	<b>36.226.118</b>	<b>4.814.817</b>	<b>(126.139)</b>	<b>40.163.073</b>	<b>63.222</b>	<b>1.093.795</b>
<b>PERUSAHAAN ASURANSI JIWA PATUNGAN</b>											
<b>JOINT VENTURE LIFE INSURANCE COMPANIES</b>											
1	PT Axa Life Assurance (dn PT A.J. Bhum Artha Reksatama)	499.768	24.671	1.033	525.471	241.693	301.037	(271)	543.001	(3.509)	(14.020)
2	PT AIA Finance (dn PT AIG Life)	4.974.790	2.583.738	388.869	7.927.397	5.316.561	2.021.295	(35.239)	7.372.093	88.588	466.735
3	PT Asuransi Allianz Life Indonesia	8.264.487	1.510.618	339.700	10.114.805	7.526.459	2.146.157	(16.740)	9.693.356	61.297	364.192
4	PT Asuransi Axa Indonesia (dn PT Winerthur Life Indonesia)	394.285	371.370	56.277	821.932	348.460	155.627	-	504.087	4.562	313.263
5	PT Aviva Assurance (dn PT Asuransi AXA Indonesia)	1.185.196	1.091.847	219.380	2.496.723	1.692.664	449.339	-	2.135.993	26.061	334.689
6	PT Axa Financial Indonesia	1.116.220	409.123	20.801	1.545.145	895.055	474.128	-	1.369.313	94.039	84.794
7	PT Axa Life Indonesia	5.122	41.956	4.802	50.780	6.812	40.435	(245.116)	292.364	(24.516)	(21.066)
8	PT Axa Mandiri Finance Services	6.615.029	491.150	198.542	6.302.722	3.936.710	1.172.426	-	5.109.136	307.331	866.265
9	PT Asuransi CIGNA	941.521	81.814	2.782	1.026.117	296.655	562.827	1.097	893.385	56.372	111.440
10	PT QMB Sun Life (dn PT Commerce International)	1.085.202	88.480	34.688	1.207.779	1.046.030	208.911	2.007	1.254.724	-	(46.955)
11	PT Commonwealth Life (dn PT Astra CMC Life)	1.700.628	383.893	713	2.085.234	1.327.452	553.732	-	1.881.204	19.291	194.740
12	PT Asuransi Jiwa Genesial Indonesia (dn PT A.J. Axa Mandiri Prima)	489.532	1.700.628	34.837	574.919	443.396	160.303	(1.649)	605.348	-	(33.976)
13	PT GeaL Epsilon Life Indonesia	694.239	103.228	8.862	696.328	498.756	708.427	-	708.427	-	(12.098)
14	PT Toko Maina Life Indonesia (dn MAA Life Assurance)	14.144	1.882	75	16.001	32.135	26.405	(1.016)	61.557	-	(45.757)
15	PT Asuransi Jiwa Mandiri Indonesia	8.315.342	3.628.690	43.460	11.967.698	8.702.767	1.664.504	280.388	10.020.663	121.512	1.039.503
16	PT Prudential Life Assurance	17.496.672	3.527.307	(49.638)	20.974.341	12.353.755	5.337.630	-	17.667.385	836.077	2.446.678
17	PT Asuransi Jiwa Star Mas MSIG	10.502.209	2.683.628	9.792	12.595.929	11.301.106	376.441	(126.850)	11.804.397	(9.684)	801.196
18	PT Sun Life Financial Indonesia	669.302	343.804	42.443	1.055.149	628.389	351.359	(6.054)	987.803	-	67.346
19	PT Zurich Topas Life (dn PT Maygarda Life)	3.561	5.679	916	10.254	1.005	80.582	-	81.648	1.132	(72.426)
<b>Jumlah / SUB TOTAL</b>		<b>63.854.547</b>	<b>16.817.116</b>	<b>1.354.039</b>	<b>82.025.702</b>	<b>56.596.049</b>	<b>16.206.821</b>	<b>(175.042)</b>	<b>72.976.912</b>	<b>1.800.119</b>	<b>7.466.672</b>
<b>Jumlah SELURUHNYA / GRAND TOTAL</b>		<b>99.726.353</b>	<b>21.887.168</b>	<b>1.737.282</b>	<b>123.350.793</b>	<b>91.816.167</b>	<b>21.023.637</b>	<b>(301.181)</b>	<b>113.139.985</b>	<b>1.643.341</b>	<b>8.567.467</b>

Keterangan / notes:

\*) Tidak menyumbangkan Laporan Hasil No. Submiliar/Annual Report

\*) Baru pada 1 Januari 2013. New Income effective 2013

TABEL 3.4/TABLE 3.4  
REKAPITULASI LABA RUGI KOMPREHENSIF PRODUK ASURANSI YANG DIKAITKAN DENGAN INVESTASI TAHUN 2012  
RECAPITULATION OF UNITS LINK OF STATEMENT COMPREHENSIVE INCOME IN YEAR 2012

NO	NAMA PERUSAHAAN NAME OF COMPANIES	PENDAPATAN PREMI PREMIUM INCOME	HASIL INVESTASI INVESTMENT YIELD	JUMLAH PENDAPATAN TOTAL INCOME	JUMLAH BEBAN TOTAL EXPENSES	KENAIKAN/ PENURUNAN AKTIVA INCREASE/ DECREASE IN ASSET	Dalam Rupiah		
							(4)	(5)	(6)
<b>PERUSAHAAN ASURANSI JIWA NASIONAL</b>									
<b>NATIONAL LIFE INSURANCE COMPANIES</b>									
1	PT Asuransi Jiwa Adisarana Wanaartha	-	-	-	-	-	-	-	
2	PT Asuransi Jiwa Bakrie	-	-	-	-	-	-	-	
3	PT BNI Life Insurance	430.519	28,665	459,184	418,111	41,073	-	-	
4	PT Asuransi Jiwa Bimigin Jiwa Sejahtera	-	-	-	-	-	-	-	
5	PT Asuransi Jiwa Bumi Asih Java	752	35	787	411	376	-	-	
6	Asuransi Jiwa Bersama Bumiputera, 1912	152.490	73,950	226.440	133.457	92.983	-	-	
7	PT Asuransi Jiwa Central Asia Raya	447.290	95,984	543.275	346.956	196.319	-	-	
8	PT Equity Life Indonesia	-	-	-	-	-	-	-	
9	PT Heksa Eka Life Insurance	-	-	-	-	-	-	-	
10	PT Indolife Pensionlrama	-	-	-	-	-	-	-	
11	PT Asuransi Jiwa In-Health Indonesia	-	-	-	-	-	-	-	
12	PT Asuransi Jiwasraya (Persero)	305.129	52,385	357,514	322,466	35,048	-	-	
13	PT Asuransi Kresna Life (dth PT A.J. Mitra Life)	424	5	430	66	364	-	-	
14	PT Asuransi Jiwa Media Life	-	-	-	-	-	-	-	
15	PT MNC Life Assurance (dth PT UOB Life Sun Assurance)	18,021	534	18,555	11,195	7,360	-	-	
16	PT Multicoz Life Insurance	-	-	-	-	-	-	-	
17	PT Asuransi Jiwa Nusantara	-	-	-	-	-	-	-	
18	PT Panin Life (dth PT Panin Anugrah Life)	-	-	-	-	-	-	-	
19	PT Pasaraaya Life Insurance	-	-	-	-	-	-	-	
20	PT Asuransi Jiwa Receptal	4,391	1,136	5,527	3,218	2,309	-	-	
21	PT Asuransi Jiwa Sequis Financial	-	-	-	-	-	-	-	
22	PT Asuransi Jiwa Sequis Life	970,882	115,424	1,086,305	626,309	459,996	-	-	
23	PT Asuransi Jiwa Tugu Mandiri	4,769	19,362	24,131	7,085	17,045	-	-	
24	PT Asuransi Jiwa Mega Indonesia	-	-	-	-	-	-	-	
25	PT Asuransi Jiwa Reliance *	-	-	-	-	-	-	-	
<b>JUMLAH/ SUB TOTAL</b>		<b>2,334,666</b>	<b>387,481</b>	<b>2,722,147</b>	<b>1,889,274</b>	<b>852,873</b>			
<b>PERUSAHAAN ASURANSI JIWA PATUNGAN</b>									
<b>JOINT VENTURE LIFE INSURANCE COMPANIES</b>									
1	PT Ace Life Assurance (dth PT A.J. Bhumi Altha Reislalama)	345,495	7,380	352,874	235,500	117,374	-	-	
2	PT AIA Finansial (dth PT AIG Life)	-	-	-	-	-	-	-	
3	PT Asuransi Allianz Life Indonesia	4,100,583	1,239,359	5,339,942	2,727,802	2,612,140	-	-	
4	PT Asuransi Awa Indonesia (dth PT Winterthur Life Indonesia)	14,625	92	14,717	16,118	(1,401)	-	-	
5	PT Avist Assurance (dth PT Asuransi AIA, Indonesia)	661,718	533,034	1,194,752	1,110,682	84,070	-	-	
6	PT Axa Financial Indonesia	-	-	-	-	-	-	-	
7	PT Axa Life Indonesia	-	-	-	-	-	-	-	
8	PT Axa Mandiri Financial Services	-	-	-	-	-	-	-	
9	PT Asuransi CIGNA	63,437	43,824	107,261	105,616	1,645	-	-	
10	PT CIMB Sun Life (dth PT Commerce International)	920,875	70,711	991,586	357,860	633,726	-	-	
11	PT Commonwealth Life (dth PT Astra CMG Life )	-	-	-	-	-	-	-	
12	PT Asuransi Jiwa Generali Indonesia (dth PT A.J. Arta Mandiri Prime)	441,793	26,813	468,607	215,452	253,154	-	-	
13	PT Great Eastern Life Indonesia	560,896	63,023	623,919	614,130	9,789	-	-	
14	PT MAA Life Assurance	-	-	-	-	-	-	-	
15	PT Asuransi Jiwa Manulife Indonesia	5,422,453	1,110,785	6,533,238	6,533,239	0	-	-	
16	PT Prudential Life Assurance	18,206,135	3,126,131	21,332,265	6,284,280	15,047,986	-	-	
17	PT Asuransi Jiwa Sinar Mas MSIG	1,907,425	32,301	1,939,726	1,544,819	(605,093)	-	-	
18	PT Sun Life Financial Indonesia	333,663	110,011	443,674	453,553	(9,879)	-	-	
19	PT Zurich Topas Life (dth PT Mayapada Life)	2,905	9	2,914	-	2,914	-	-	
<b>JUMLAH/ SUB TOTAL</b>		<b>32,982,004</b>	<b>6,363,472</b>	<b>39,345,476</b>	<b>21,198,052</b>	<b>18,146,424</b>			
<b>JUMLAH SELURUHNYA/ GRAND TOTAL</b>		<b>35,316,671</b>	<b>6,750,953</b>	<b>42,067,623</b>	<b>23,086,326</b>	<b>18,999,297</b>			

Keterangan / notes :

\*) Tidak menyampaikan Laporan/Have Not Submitted Annual Report

\*\*) lin baru di akhir tahun 2013/ New license at the end 2012

TABLE: 3.5/TAJEL 3.5  
ASET, LIABILITAS DAN MODAL SENDIRI USAHA ASURANSI JIWA TAHUN 2008 - 2012  
ASSETS, LIABILITIES AND EQUITIES LIFE INSURANCE BUSINESS IN YEAR 2008 - 2012

NO	NAMA PERUSAHAAN NAME OF COMPANIES	ASSET						LIABILITIES						MODAL SENDIRI EQUITY					
		2008	2009	2010	2011	2012	2012	2008	2009	2010	2011	2012	2008	2009	2010	2011	2012		
(1)	(2)	(3)	(4)	(5)	(6)	(7)	(8)	(9)	(10)	(11)	(12)	(13)	(14)	(15)	(16)	(17)			
<b>PERUSAHAAN ASURANSI JIWA NASIONAL</b>																			
<b>NATIONAL LIFE INSURANCE COMPANIES</b>																			
1	PT Asuransi Jiwa Adisarana Wana Utama	453.557,5	603.463,1	1.394.475,5	2.310.182,6	2.393.630,8	350.385,9	496.345,9	1.213.377,7	1.987.371,0	1.943.572,9	103.180,6	105.122,2	161.097,8	322.811,7	420.057,9			
2	PT Asuransi Jiwa Bakti	0,0	0,0	0,0	0,0	0,0	0,0	0,0	0,0	0,0	0,0	0,0	0,0	0,0	0,0	0,0			
3	PT Asuransi Jiwa Syariah Al-Amn	324.217,7	243.185,1	2.987.512,5	136.634,0	0,0	602.142,9	631.898,7	414.163,2	608.065,1	0,0	0,0	0,0	0,0	0,0	0,0			
4	PT BNI Life Insurance	1.118.180,5	1.000.525,2	2.199.745,3	2.428.944,2	2.657.702,1	1.015.423,2	1.380.787,3	1.986.246,6	2.090.877,7	2.330.815,1	102.737,3	209.737,9	198.374,5	338.066,5	328.887,0			
5	PT Asuransi Jiwa Brinji Jiwa Sejahtera	1.387.830,0	1.903.594,4	2.451.915,9	2.645.789,9	3.518.458,0	1.324.649,0	1.583.748,0	1.945.918,3	2.159.181,3	2.859.174,0	63.181,0	309.948,4	365.998,0	486.608,6	659.284,0			
6	PT Asuransi Jiwa Bumi Ashi Jaya	789.588,0	986.487,0	808.432,0	585.288,0	0,0	1.121.128,0	1.222.603,0	1.430.540,0	1.205.450,0	0,0	(322.540,0)	(256.116,0)	(622.108,0)	(620.157,0)	0,0			
7	PT Asuransi Jiwa Bersama Bumiputera 1912	11.899,079,3	13.630.569,3	20.083.066,6	21.012.869,3	23.469.657,3	12.631.577,1	13.683.353,2	19.859.881,1	20.836.923,5	23.006.211,6	(732.497,8)	(12.783,9)	223.205,5	176.040,8	463.445,7			
8	PT Asuransi Jiwa Centria Asia Raya	2.464.091,2	2.738.371,6	3.224.164,4	3.294.423,8	3.753.134,6	2.069.984,3	2.241.293,4	2.241.659,9	2.357.031,2	2.565.730,2	374.106,9	649.089,1	982.504,5	927.392,6	1.196.354,7			
9	PT Equity Life Indonesia	859.851,1	1.061.311,9	1.331.706,6	1.565.857,3	1.975.524,3	67.033,6	946.643,2	1.198.833,2	1.412.531,5	1.691.894,8	92.817,5	114.685,7	132.873,4	153.325,9	183.629,5			
10	PT Heksa Life Insurance	83.296,3	93.834,1	159.432,7	175.632,3	265.735,5	52.719,9	59.753,5	101.634,1	110.865,0	184.419,6	30.576,5	34.701,6	57.848,6	64.673,3	81.315,9			
11	PT Indole Persentosa	2.059.283,4	4.573.301,1	6.725.654,6	8.804.817,3	10.703.012,1	1.610.872,3	3.188.231,2	4.603.510,0	6.084.176,5	7.547.697,6	448.411,0	1.385.069,9	2.122.744,8	2.720.640,8	3.155.114,6			
12	PT Asuransi Jiwa Intelektual Indonesia	0,0	439.163,3	600.577,5	1.452.889,1	1.576.573,2	0,0	101.801,8	183.154,8	318.694,6	380.867,4	0,0	337.351,5	415.422,8	1.133.904,4	1.195.708,9			
13	PT Asuransi Jiwa Jawa Perkasa	4.863,910,9	5.463.467,4	7.234.416,6	8.000.946,3	9.236.568,0	4.445.485,3	4.683.858,8	6.230.220,2	6.604.493,0	7.643.418,8	443.424,6	789.811,6	1.004.196,4	1.385.653,4	1.861.692,2			
14	PT Asuransi Jiwa Kediri Life (dih PT A.J. Mira Life)	49.396,3	49.981,0	109.321,0	121.857,6	197.188,8	8.823,7	6.252,9	47.820,9	59.708,1	100.315,0	37.572,8	43.938,1	61.500,2	61.949,5	65.782,4			
15	PT Asuransi Jiwa Mega Life	3.695.709,4	6.248.969,5	4.234.324,3	3.020.968,9	1.988.230,4	3.481.120,5	5.947.700,2	3.850.272,7	2.615.571,7	1.424.278,0	214.598,0	301.268,3	354.051,8	405.215,2	465.752,4			
16	PT MNC Life Assurance (dih PT UOB Life Sun Assurance)	0,0	0,0	0,0	0,0	0,0	0,0	0,0	0,0	0,0	0,0	0,0	0,0	0,0	0,0	0,0			
17	PT Asuransi Syariah Mubarakah	155.219,0	189.290,0	164.414,3	0,0	0,0	34.392,0	66.252,0	83.320,3	0,0	0,0	0,0	0,0	0,0	0,0	0,0			
18	PT Multicor Life Insurance	26.586,3	30.594,3	53.295,7	55.176,9	6.444,1	9.486,5	9.472,5	6.444,1	9.486,5	9.472,5	23.798,2	24.060,2	43.799,2	43.813,4	38.824,8			
19	PT Asuransi Jiwa Nusantara	202.923,6	241.864,3	377.274,3	409.522,8	289.595,7	129.907,7	213.055,4	217.443,6	276.188,7	249.065,2	73.132,9	26.938,9	127.180,7	131.333,1	40.530,4			
20	PT Panin Financial Tbk	5.902.537,3	7.037.392,1	5.902.956,2	0,0	0,0	1.950.103,9	2.286.180,0	2.023,0	0,0	0,0	4.322.433,4	4.789.212,1	5.500.933,2	0,0	0,0			
21	PT Panin Life (dih PT Panin Anugerah Life)	117.425,7	130.086,8	2.882.979,3	3.624.047,7	3.857.404,0	12.898,2	6.662,9	2.526.133,4	3.295.917,9	3.467.338,1	104.527,5	113.425,9	356.845,9	328.068,8	400.068,9			
22	PT Pasawana Life Insurance	24.130,2	25.744,2	66.152,7	71.333,3	73.818,5	18.189,2	21.382,4	25.149,1	27.539,7	34.809,4	5.941,0	4.351,8	43.003,5	43.793,6	39.009,0			
23	PT Asuransi Jiwa Reputasi	109.320,7	145.283,2	192.782,2	230.555,8	256.425,6	74.789,4	119.011,2	90.928,8	146.770,9	153.565,8	34.540,0	26.272,0	57.822,3	83.784,9	102.839,9			
24	PT Asuransi Jiwa Scoute Financial	382.134,3	408.795,2	412.122,5	417.038,6	432.031,0	260.492,2	226.129,8	217.734,0	201.065,7	194.157,0	121.632,2	162.657,3	194.388,5	215.970,9	232.874,0			
25	PT Asuransi Jiwa Seurus Life	4.318.180,8	5.596.900,4	6.351.748,9	7.211.940,5	8.115.822,0	3.976.096,1	5.684.187,5	6.170.170,7	6.858.477,8	7.430.944,3	688.772,3	847.581,4	1.041.168,8	1.246.341,0	1.426.341,0			
26	PT Asuransi Jiwa Sinar Mas (Benteng menjadi PT As. Sinar Mas MSIG)	6.650.388,1	7.840.558,8	11.440.558,8	11.440.558,8	9.941.258,2	0,0	5.972.830,6	6.927.335,8	9.941.258,2	0,0	0,0	0,0	0,0	0,0	0,0			
27	PT Asuransi Takatid Kelangka	363.996,9	703.033,0	940.961,8	0,0	0,0	350.134,6	599.621,9	730.027,9	0,0	0,0	33.882,3	103.411,1	610.994,4	0,0	0,0			
28	PT Asuransi Jiwa Tugu Mandiri	153.634,4	233.156,2	313.598,5	380.831,1	544.586,3	292.271,6	233.358,0	248.907,4	303.867,2	468.906,8	(138.637,3)	(201,8)	114.992,1	86.763,9	75.679,4			
29	PT Asuransi Jiwa Bumi Maayarat Mandiri**	4.210,9	0,0	0,0	0,0	0,0	0,0	8.771,2	0,0	0,0	0,0	0,0	0,0	0,0	0,0	0,0			
30	PT Mayapada Life**	1.178,5	9.534,1	0,0	0,0	0,0	1.062,8	10.071,4	0,0	0,0	0,0	0,0	0,0	0,0	0,0	0,0			
31	PT Asuransi Jiwa Mega Indonesia	0,0	0,0	0,0	0,0	0,0	0,0	0,0	0,0	0,0	1.522,2	0,0	0,0	0,0	0,0	100.540,6			
<b>JUMLAH / SUBTOTAL</b>		<b>48.511.996,8</b>	<b>62.317.638,4</b>	<b>79.764.784,4</b>	<b>68.054.339,6</b>	<b>75.487.297,0</b>	<b>42.215.798,2</b>	<b>51.719.094,0</b>	<b>65.162.106,8</b>	<b>63.239.002,6</b>	<b>62.296.198,7</b>	<b>10.598.988,7</b>	<b>10.598.444,4</b>	<b>14.160.361,1</b>	<b>9.118.633,1</b>	<b>12.248.294,4</b>			
<b>PERUSAHAAN ASURANSI JIWA PATUNGAJ</b>																			
<b>JOINT VENTURE LIFE INSURANCE COMPANIES</b>																			
1	PT Aca Life Assurance (dih PT A.J. Bumi Atha Rekasatama)	17.445,0	150.280,5	242.095,4	425.060,8	719.503,3	12.246,9	38.273,4	139.987,4	304.440,1	483.157,4	5.198,1	112.007,0	102.097,9	120.620,7	236.345,9			
2	PT AIA Financial (dih PT AIG Life)	10.472.200,3	15.831.865,3	20.110.012,8	22.531.233,4	25.633.318,2	9.404.925,9	13.830.119,1	16.544.363,8	17.968.264,2	19.917.183,0	1.067.274,4	2.011.246,2	3.410.417,8	4.534.970,2	5.806.135,2			
3	PT Asuransi Allianz Life Indonesia	5.765.608,2	8.493.401,2	11.171.852,0	15.389.971,0	19.616.142,0	5.365.230,0	7.860.673,3	10.456.537,5	13.488.144,0	16.995.606,0	428.378,2	832.726,9	1.275.314,5	1.871.323,0	2.617.536,0			
4	PT Asuransi Axa Indonesia (dih PT Willeburthur Life Indonesia)	274.520,8	385.136,3	393.878,3	406.158,7	542.496,3	203.911,3	271.801,8	265.900,8	288.443,1	340.104,3	70.699,5	93.334,5	121.977,5	110.315,6	202.391,9			
5	PT Avris Assurance (dih PT Asuransi AIA Indonesia)	5.450.287,0	7.431.960,0	5.352.202,0	10.149.797,6	10.526.384,8	5.131.522,0	6.126.875,0	8.110.729,0	8.197.483,7	8.130.391,3	318.785,0	905.091,0	1.421.473,0	1.962.314,7	2.986.003,3			
6	PT Axa Financial Indonesia	1.293.069,1	1.921.156,3	2.546.607,5	1.860.729,4	4.965.818,5	1.196.757,7	1.702.352,4	2.295.563,8	2.488.031,2	4.468.576,1	136.301,5	306.721,7	211.456,3	198.193,3	509.242,3			
7	PT Axa Life Indonesia	1.179.493,6	1.585.872,5	1.817.568,6	1.976.392,8	3.887.753,3	1.026.550,1	1.279.150,7	1.380.231,7	1.433.839,4	2.685.112,1	72.943,5	306.721,7	457.324,7	582.554,4	962.698,2			
8	PT Axa Mandiri Financial Services	3.573.971,5	6.003.965,3	8.488.165,0	10.650.893,2	13.343.867,5	3.259.682,2	5.628.151,5	7.843.910,0	8.940.330,0	9.941.125,5	314.309,3	375.713,8	644.246,9	810.863,2	1.389.741,7			
9	PT Asuransi CIGNA	654.227,8	887.397,8	1.130.763,8	1.578.384,0	1.728.384,0	415.804,8	475.170,6	501.580,4	838.035,2	412.227,3	629.212,9	740.348,4	894.217,0	1.181.910,9				
10	PT CommaLife (dih PT Commerce International)	1.830.283,6	2.507.172,0	3.404.700,7	3.991.888,0	5.002.819,0	1.548.442,1	2.142.873,0	2.892.218,9	3.238.341,8	4.114.533,1	281.841,5	364.298,0	512.481,9	683.546,3	886.285,9			
11	PT Great Eastern Life Indonesia (dih PT A.J. Aia Mandiri Prime)	47.767,5	53.944,3	166.984,4	396.129,9	782.324,9	2.181,9	16.813,2	116.139,8	319.924,0	687.269,8	46.576,6	37.121,0	49.768,5	76.205,9	95.055,0			
12	PT Tokai Marine Life Indonesia (dih IMA Life Assurance)	449.933,9	702.815,1	2.017.792,7	1.581.288,6	1.864.592,6	394.632,1	601.573,2	1.075.931,3	1.445.437,2	55.301,9	101.035,3	131.048,4	135.849,4	171.829,1				
13	PT Tokio Marine Life Indonesia (dih IMA Life Assurance)	109.672,8	15.856,3	55.111,0	270.469,0	66.198,6	0,0	90.671,2	63.637,6	43.476,0	43.770,0	20.961,2	1.934,0	17.158,6					
14	PT Asuransi Jiwa Marulu Indonesia	9.692.866,2	12.156.832,2	17.756.077,4	23.938.162,6	30.844.309,4	5.585.131,1	10.516.732,6	14.898.255,9	19.212.530,3	25.154.248,2	1.157.153,1	1.639.950,6	2.759.821,5	4.725.632,3	5.860.160,2			
15	PT Prudential Life Assurance	10.352.032,7	17.329.441,4	23.232.474,0	30.294.376,8	37.980.934,4	9.865.328,6	13.610.891,2											



TABLE 3.8/TABEL 3.8  
LABA RUGI KOMPREHENSIF USAHA ASURANSI JIWA TAHUN 2008 - 2012  
THE STATEMENT COMPREHENSIVE INCOME OF LIFE INSURANCE BUSINESS IN YEAR 2008 - 2012

NO (1)	NAMA PERUSAHAAN NAME OF COMPANIES (2)	PENDAPATAN INCOMES					BIAYA - BIAYA EXPENSES					LABA (RUGI) PROFIT (LOSS)				
		2008 (3)	2009 (4)	2010 (5)	2011 (6)	2012 (7)	2008 (8)	2009 (9)	2010 (10)	2011 (11)	2012 (12)	2008 (13)	2009 (14)	2010 (15)	2011 (16)	2012 (17)
<b>PERUSAHAAN ASURANSI JIWA NASIONAL</b>																
<b>NATIONAL LIFE INSURANCE COMPANIES</b>																
1	PT Asuransi Jiwa Adisarana Wanaarthe	558.075,6	680.901,3	1.938.239,3	3.382.686,7	2.804.527,3	556.243,7	678.959,7	1.875.924,9	3.234.793,8	2.874.215,6	1.831,9	1.941,7	61.800,5	147.893,0	(169.688,3)
2	PT Asuransi Jiwa Syariah Al-Amr	0,0	23.133,4	0,0	0,0	0,0	0,0	0,0	18.953,5	0,0	0,0	0,0	0,0	3.829,3	0,0	0,0
3	PT Asuransi Jiwa Syariah Al-Amr	527.479,6	197.026,4	1.97.024,4	1.558,1	15.588,1	906.331,0	144.707,3	21.138,6	41.700,8	0,0	(378.851,4)	52.316,3	50.185,8	(26.142,7)	0,0
4	PT BNI Life Insurance	823.691,7	1.197.024,4	1.131.695,9	1.305.025,5	1.305.025,5	939.982,0	1.176.719,7	1.566.946,9	962.417,9	1.282.685,7	23.709,6	20.304,7	169.276,8	42.339,8	0,0
5	PT Asuransi Jiwa Brinjin Jiwa Sejahtera	1.196.483,0	1.424.718,3	1.658.327,9	1.609.047,4	1.874.541,6	1.192.141,0	1.396.853,2	1.507.390,4	1.485.817,6	1.673.022,7	4.342,0	27.865,0	166.225,8	123.229,8	201.518,9
6	PT Asuransi Jiwa Bumi Asih Jiwa	533.692,0	559.189,0	398.251,0	229.145,0	0,0	936.178,0	600.138,0	636.504,0	221.066,0	0,0	(402.486,0)	(40.949,0)	(238.253,0)	8.079,0	0,0
7	PT Asuransi Jiwa Bersama Bumiputera 191	4.769.829,0	5.184.630,0	5.541.662,5	5.751.547,6	6.176.937,6	4.744.698,0	5.139.493,4	6.534.953,6	6.085.735,2	25.131,0	45.136,6	53.076,6	(783.406,0)	91.202,4	0,0
8	PT Asuransi Jiwa Central Asia Raya	907.267,1	821.498,3	817.032,4	837.162,6	885.507,3	900.057,3	718.141,6	718.141,6	718.141,6	718.141,6	7.209,8	47.589,2	99.654,0	85.789,8	80.874,9
9	PT Ekuity Life Indonesia	179.733,2	175.659,8	945.363,9	851.242,9	916.981,5	776.061,8	769.755,8	932.285,8	828.802,2	880.707,6	(4.179,9)	9.977,8	14.010,1	22.439,9	36.279,3
10	PT Heika Eka Life Insurance	159.173,0	175.659,8	219.000,0	229.989,8	287.275,7	156.399,7	172.165,6	214.956,7	232.081,1	276.225,4	2.773,3	3.494,2	3.710,0	11.050,2	0,0
11	PT Indofide Persentiana	1.640.165,9	3.288.031,3	4.767.195,0	6.200.170,9	7.177.256,7	1.666.228,3	3.273.603,6	4.747.184,8	6.060.980,6	7.145.142,0	(26.062,3)	14.427,7	20.011,2	139.190,3	32.114,7
12	PT Asuransi Jiwa Health Indonesia	2.786.085,6	3.003.924,8	0,0	192.556,2	792.424,5	1.022.790,3	1.282.403,0	1.583.354,7	698.642,6	1.182.380,9	0,0	34.201,5	78.851,1	42.227,1	100.022,1
13	PT Asuransi Jiwa Pensa	1.912,2	11.381,3	81.207,4	81.207,4	6.718.471,1	2.749.916,4	2.647.857,5	63.275,6	98.181,8	172.450,2	16.189,1	356.027,3	0,0	394.110,0	268.189,4
14	PT Asuransi Jiwa PT A. J. Mira Life	0,0	0,0	0,0	0,0	0,0	0,0	0,0	0,0	0,0	0,0	0,0	0,0	0,0	0,0	0,0
15	PT Asuransi Jiwa Mega Life	4.347.875,3	11.974.409,9	7.388.666,8	5.531.961,7	5.953.524,0	4.339.581,4	11.887.729,5	7.335.456,8	5.491.403,1	5.898.650,8	8.293,9	86.680,4	52.782,5	40.558,6	54.873,1
16	PT MNC Life Assurance (d/h PT UOB Life Sun	0,0	0,0	0,0	0,0	0,0	0,0	0,0	0,0	0,0	0,0	0,0	0,0	0,0	0,0	0,0
17	PT Asuransi Syariah Mubarakah	82.978,0	273.493,0	132.768,8	0,0	0,0	79.224,0	270.676,0	181.045,9	0,0	174.357,3	0,0	2.817,0	(48.259,1)	(19.585,2)	0,0
18	PT Multico Life Insurance	5.453,0	6.937,0	3.563,1	6.509,7	11.439,4	4.933,0	6.615,0	3.824,2	6.406,4	16.082,7	520,0	322,0	(261,0)	103,4	(4.643,3)
19	PT Asuransi Jiwa Nusantara	94.577,9	119.402,0	123.183,0	117.227,0	83.035,2	90.956,7	205.302,4	115.667,6	114.615,9	149.505,6	3.621,2	(85.900,3)	6.343,2	2.611,1	(66.470,5)
20	PT Pannin Financial Tbk	1.221.037,4	2.088.844,6	729.327,8	0,0	0,0	853.901,8	1.603.442,7	3.553,7	0,0	0,0	367.135,6	465.401,8	712.196,1	0,0	0,0
21	PT Pannin Life (d/h PT Pannin Anugrah Life	9.359,2	14.482,7	17.989,0	2.576.008,0	2.491.628,2	7.009,4	5.760,6	1.694.444,6	2.501.384,2	2.381.319,2	2.949,8	8.729,2	54.252,4	76.643,8	110.309,1
22	PT Pasaraeva Life Insurance	13.714,7	23.106,7	33.390,3	23.839,8	12.937,9	12.871,1	27.695,9	34.728,6	23.533,6	24.278,2	843,7	(4.589,1)	(1.348,3)	306,2	(11.340,3)
23	PT Asuransi Jiwa Recaptiva	152.821,0	225.563,9	169.102,0	151.980,9	163.093,9	209.520,0	282.832,2	190.607,3	125.998,3	143.110,8	(56.699,0)	(57.268,3)	(18.297,0)	25.962,6	19.985,5
24	PT Asuransi Jiwa Sequis Financial	82.627,2	69.303,5	68.534,6	67.097,8	68.038,9	42.053,0	29.227,2	58.001,5	44.217,5	40.074,2	40.080,8	10.433,1	22.880,3	21.327,9	0,0
25	PT Asuransi Jiwa Sequis Life	1.027.703,1	2.056.201,0	2.219.390,0	2.107.164,2	2.464.884,0	947.598,1	1.929.813,5	2.056.066,3	1.912.334,8	2.157.575,4	80.105,0	126.387,5	163.323,6	194.829,3	307.308,6
26	PT Asuransi Jiwa Sinar Mas** (Berubah menjadi F	5.998.763,6	8.199.708,5	0,0	0,0	0,0	5.834.714,3	7.967.272,2	10.251.517,4	0,0	164.949,3	232.429,0	542.496,0	0,0	0,0	0,0
27	PT Asuransi Takaful Keluarga	310.930,3	254.474,6	335.680,5	0,0	0,0	197.381,7	324.209,9	24.055,6	324.209,9	0,0	0,0	0,0	11.270,5	0,0	0,0
28	PT Asuransi Jiwa Lugu Mandiri	62.592,6	74.056,8	118.499,2	213.988,2	314.576,0	52.179,6	49.565,8	95.761,7	187.926,8	326.755,6	10.412,7	24.531,0	24.694,7	26.061,3	(12.179,6)
29	PT Asuransi Jiwa Bumi Masvarat Mandiri**	0,0	77,0	0,0	0,0	0,0	0,0	0,0	0,0	0,0	0,0	0,0	0,0	0,0	0,0	0,0
30	PT Mayapada Life***	2.418,7	0,0	0,0	0,0	0,0	0,0	0,0	0,0	0,0	0,0	0,0	0,0	0,0	0,0	0,0
31	PT Mayapada Life***	0,0	0,0	0,0	0,0	0,0	0,0	0,0	0,0	0,0	0,0	0,0	0,0	0,0	0,0	0,0
<b>JUMLAH / SUBTOTAL</b>		<b>28.068.665,4</b>	<b>42.888.569,2</b>	<b>42.576.907,3</b>	<b>37.686.970,6</b>	<b>41.325.091,0</b>	<b>28.068.612,8</b>	<b>41.447.787,5</b>	<b>40.705.362,3</b>	<b>36.963.514,7</b>	<b>40.226.295,5</b>	<b>52,6</b>	<b>1.440.781,7</b>	<b>1.850.421,7</b>	<b>703.455,9</b>	<b>1.098.795,4</b>
<b>PERUSAHAAN ASURANSI JIWA PATUNGAN</b>																
<b>JOINT VENTURE LIFE INSURANCE COMPANIES</b>																
PT Ace Life Assurance (d/h PT A.J. Bumi Artha																
1	Reksatama	11.364,0	47.047,0	146.674,6	334.479,5	525.471,5	11.021,1	61.238,1	204.281,3	376.027,4	539.491,5	342,9	(14.191,1)	(60.087,6)	(41.547,9)	(14.020,0)
2	PT AIA Financial (d/h PT AIG Life	5.019.741,2	4.292.095,1	7.282.002,7	6.119.843,0	7.927.396,7	4.937.484,3	3.918.412,7	6.755.156,7	5.748.034,5	7.460.681,4	82.256,9	373.682,4	418.822,9	371.808,5	466.735,3
3	PT Asuransi Allianz Life Indonesia	2.697.693,7	4.850.520,2	6.567.785,0	7.854.490,0	10.114.804,7	2.569.388,4	4.644.736,2	6.291.623,9	7.495.588,0	9.750.653,1	128.295,3	205.784,0	295.738,0	358.902,0	364.151,6
PT Asuransi Aviva Indonesia (d/h PT Winterthur																
4	Life Indonesia	312.338,6	344.708,8	334.752,1	337.027,9	821.931,6	296.537,0	329.059,4	361.465,8	373.820,5	508.668,7	15.801,5	15.649,5	(23.273,6)	(36.792,7)	313.262,9
PT Avrist Assurance (d/h PT Asuransi AIA																
5	Indonesia)	2.404.648,0	2.811.962,0	2.933.487,0	2.028.989,6	2.496.723,0	2.273.547,0	2.673.628,0	2.736.775,0	1.787.499,5	131.101,0	138.334,0	177.088,0	241.490,1	334.688,9	0,0
6	PT Axa Financial Indonesia	329.599,6	1.239.747,3	1.564.250,5	1.104.021,4	1.545.145,1	339.354,1	1.157.244,8	1.159.176,0	1.100.500,4	1.463.351,4	(9.764,5)	82.500,4	49.928,0	3.520,9	84.793,7
7	PT Axa Life Indonesia	204.890,9	681.396,6	528.930,9	363.779,6	50.780,2	225.143,9	547.608,4	368.243,6	228.550,0	267.845,9	(20.253,0)	133.778,2	150.603,0	135.229,6	(217.065,7)
8	PT Axa Mandiri Financial Services	467.397,6	4.130.674,5	4.731.478,8	5.100.298,6	6.302.721,8	3.167,2	3.919.270,0	4.095.179,6	4.397.105,7	5.418.466,7	150.725,6	211.404,6	479.937,6	703.192,9	886.255,2
9	PT Asuransi CIGNA	688.324,8	851.296,4	933.222,2	1.262.726,9	1.026.197,0	603.099,2	721.767,3	729.535,2	1.091.860,8	914.757,0	85.225,5	129.531,1	86.717,0	170.866,2	111.440,0
PT CIMB Sun Life (d/h PT Commerce																
10	International)	32.579,1	16.493,3	289.966,7	968.617,2	1.207.779,1	1.5560,3	57.003,7	343.410,9	1.008.682,3	1.254.734,1	17.018,8	(40.514,0)	(53.444,2)	(41.067,2)	(46.955,0)
11	PT Commonwealth Life (d/h PT Astia CMG Life)	534.222,3	1.145.518,5	1.647.940,4	1.366.269,1	2.095.234,2	467.159,6	1.029.561,0	1.478.335,2	1.163.826,5	1.900.494,6	67.062,7	115.957,5	148.182,9	202.442,6	194.739,6
PT Asuransi Jiwa General Indonesia (d/h PT A.J.																
12	Avia Mandiri Prima)	1.844,8	6.305,3	98.121,4	248.121,4	572.918,7	6.298,0	30.126,5	943.071,7	923.560,2	708.426,8	(4.453,2)	(23.921,1)	(32.638,6)	(33.326,5)	(12.088,4)
13	PT Tokai Marine Life Ins Indonesia (d/h MAA Life	69.338,8	318.528,8	798.822,8	855.027,2	696.328,4	100.667,6	342.795,5	943.071,7	923.560,2	708.426,8	(31.327,8)	(24.266,6)	(144.989,9)	(68.533,0)	(12.088,4)
14	Assurance)	206.335,3	39.244,7	89.343,2	32.743,9	15.799,6	205.952,2	38.763,0	112.619,4	46.486,2	383,1	481,7	(23.376,3)	(43.742,3)	(45.572,6)	0,0
15	PT Asuransi Jiwa Manulife Indonesia	2.781.429,3	4.194.211,1	7.331.982,8	8.184.449,9	11.987.698,4	6.621.495,2	3.877.703,7	6.992.948,3	7.590.454,4	10.148.195,5	159.927,1	316.507,4	270.829,0	453.995,1	1.839.507,6
16	PT Prudential Life Assurance	3.754.824,9	12.817.105,4	15.311.697,2	15.165.485,8	20.974.340,5	3.634.798,6	11.157.631,7	12.970.322,1	13.005.428,1	18.527.482,8	120.026,3	1.659.473,6	2.341.375,1	2.160.057,7	2.448.877,7
PT Asuransi Jiwa Sinar Mas MSIG (d/h PT																
17																

TABLE 3.7/TAJEL 3.7  
INVESTASI DAN CADANGAN TEKNIS PERUSAHAAN TAHUN 2008 - 2012  
INVESTMENT AND TECHNICAL RESERVE YEAR 2008 - 2012

NO (1)	NAMA PERUSAHAAN NAME OF COMPANIES (2)	INVESTASI INVESTMENTS (3) (4) (5) (6) (7)					CADANGAN TEKNIS TECHNICAL RESERVES (8) (9) (10) (11) (12)					INVESTASI/CADANGAN TEKNIS (%) INVESTMENT/TECH. RESERVES (%) (13) (14) (15) (16) (17)				
		2008 (3)	2009 (4)	2010 (5)	2011 (6)	2012 (7)	2008 (8)	2009 (9)	2010 (10)	2011 (11)	2012 (12)	2008 (13)	2009 (14)	2010 (15)	2011 (16)	2012 (17)
<b>PERUSAHAAN ASURANSI JIWA NASIONAL</b>																
<b>NATIONAL LIFE INSURANCE COMPANIES</b>																
1	PT Asuransi Jiwa Adisiana Wanaatha	358.843,4	505.834,2	1.326.886,7	1.974.970,3	1.988.624,1	323.981,8	475.562,7	1.118.677,3	1.884.231,9	1.928.393,2	110,8	108,4	118,6	104,3	103,2
2	PT Asuransi Jiwa Svanah An-Anh	0,0	0,0	44.910,0	0,0	0,0	0,0	0,0	27.833,2	0,0	0,0	0,0	0,0	184,4	0,0	
3	PT Asuransi Jiwa Bakrie	273.188,1	93.707,8	90.803,2	90.924,1	90.924,1	570.678,7	493.148,2	372.655,5	396.283,3	479	18,0	24,4	25,5	0,0	
4	PT BNI Life Insurance	1.042.747,5	1.487.720,2	2.090.701,6	2.488.982,8	2.488.982,8	876.738,4	1.336.002,9	1.926.487,4	2.015.628,3	118,5	114,4	108,5	114,4	112,0	
5	PT Asuransi Jiwa Brinjo Jawa Sejahtera	881.639,0	1.638.428,1	1.988.191,2	2.210.261,9	2.974.118,5	1.140.930,0	1.469.424,1	1.880.573,2	1.915.527,7	2.713.478,8	75,5	101,9	104,7	115,4	109,6
6	PT Asuransi Jiwa Bumi Asih Jaya	683.222,0	687.956,0	571.488,0	461.590,0	0,0	1.102.953,0	1.194.551,0	1.424.088,0	1.195.336,0	601	57,6	46,1	38,8	0,0	
7	Asuransi Jiwa Brestani Bantulpatera 1912	7.486.207,3	8.919.648,8	9.037.319,4	9.514.948,5	10.588.343,3	12.395.668,0	13.464.491,8	18.255.609,8	20.190.278,4	22.350.343,8	60,4	66,2	46,9	47,1	47,4
8	PT Asuransi Jiwa Centria Asia Raya	2.307.116,9	2.658.724,8	3.074.083,9	3.724.027,1	3.539.477,7	1.912.067,7	1.949.329,7	2.057.227,2	2.137.079,9	2.284.964,4	120,7	131,3	149,4	146,2	154,9
9	PT Equity Life Indonesia	787.720,8	996.173,8	1.228.701,3	1.438.720,1	1.770.416,6	729.133,8	889.385,9	1.148.063,0	1.350.028,6	1.611.438,7	108,9	107,5	107,0	106,4	108,1
10	PT Heka Eta Life Insurance	40.429,0	51.253,2	88.842,9	105.727,8	179.811,6	40.817,8	47.708,4	63.201,0	66.428,5	75.917,1	99,0	107,4	137,2	110,8	102,3
11	PT Indole Pensionaria	2.031.626,6	4.433.723,7	6.484.388,8	8.410.604,1	10.158.671,2	1.608.703,4	3.184.338,0	4.588.442,1	6.070.732,8	7.537.076,8	126,4	139,2	141,3	138,5	134,8
12	PT Asuransi Jiwa Inceh Indonesia	0,0	0,0	346.167,2	447.423,9	1.213.130,2	4.298.609,3	4.476.596,5	6.091.631,9	6.423.557,0	7.266.556,1	104,3	110,4	111,2	115,9	113,2
13	PT Asuransi Jiwa Inceh (Pension)	4.486.858,8	4.941.657,9	6.471.348,8	8.339.292,2	8.339.292,2	12.666,3	15.070,5	24.622.793,1	32.213.220,6	32.633.776,7	915,5	828,5	113,1	108,1	103,5
14	PT Asuransi Keenjal Life (dih PT A.J. Mira Life)	46.153,9	44.130,7	98.894,4	102.530,8	147.900,7	1.158,8	5.954,7	45.004,5	51.989,8	95.044,2	631,0	753,8	219,7	197,2	155,2
15	PT Asuransi Jiwa Mega Life	3.446.657,8	5.015.036,7	3.659.917,2	2.753.282,6	1.673.849,5	2.789.944,2	5.893.577,7	3.732.483,6	2.652.761,0	1.289.653,0	123,5	101,3	106,1	107,5	129,9
16	PT MNC Life Assurance (dih PT UOB Life Sun Assurance)	49.978,0	79.862,0	113.533,0	0,0	0,0	28.667,0	60,516,0	80,780,0	0,0	0,0	0,0	0,0	358,8	189,9	
17	PT Asuransi Jiwa Mubarakah	25.433,3	24.950,2	28.725,0	38.118,2	37.425,2	2.570,5	6.342,5	6.781,7	8.262,3	14.104,3	989,4	393,4	423,6	476,9	265,3
18	PT Multior Life Insurance	159.631,4	163.069,4	249.177,5	267.889,1	30.512,4	119.600,4	169.090,2	179.242,3	183.947,5	154.075,4	140,5	96,4	139,0	145,5	19,8
19	PT Asuransi Jiwa Nusantara	5.828.971,6	6.981.391,5	2.794.505,5	3.472.041,8	3.378.689,9	12.666,3	15.070,5	24.622.793,1	32.213.220,6	32.633.776,7	915,5	828,5	113,1	108,1	103,5
20	PT Pannu Financial Tbk	20.316,4	23.320,2	63.340,0	64.041,7	67.811,1	17.625,7	20.470,0	24.911,1	27.413,1	38.876,1	114,0	114,0	253,5	233,6	362,0
21	PT Pasaya Life Insurance	82.273,3	120.449,1	138.116,0	139.232,0	153.768,2	68.898,5	94.273,3	68.898,5	94.273,3	97.139,7	119,4	127,8	298,9	298,9	159,6
22	PT Asuransi Jiwa Recental	283.277,0	320.274,4	363.271,7	381.883,8	405.164,3	267.898,4	222.674,3	212.233,9	181.098,2	186.426,2	109,9	148,3	178,0	216,4	229,3
23	PT Asuransi Jiwa Seputus Financial	4.156.219,0	5.810.627,7	6.339.222,0	6.970.493,3	7.794.939,1	3.774.973,9	4.704.754,4	5.469.427,9	6.391.486,7	6.862.556,9	101,1	119,9	153,0	177,8	118,8
24	PT Asuransi Jiwa Sepuis Life	6.344.508,7	6.027.220,6	11.123.068,8	0,0	0,0	5.694.450,6	6.782.397,4	9.604.487,1	0,0	0,0	111,3	113,2	115,8	0,0	0,0
25	PT Asuransi Jiwa Sinar Mas (Beban menjadi PT As Sinar Mas MSIG)	301.804,9	602.612,7	765.326,8	0,0	0,0	326.738,8	593.798,3	698.485,0	0,0	0,0	92,4	101,5	109,6	0,0	0,0
26	PT Asuransi Jiwa Tugu Mandiri	143.129,7	226.144,0	298.624,7	382.042,9	443.275,0	239.393,4	211.473,4	232.310,8	288.106,4	428.319,6	59,8	106,9	128,5	125,7	104,0
27	PT Asuransi Jiwa UOB Life	422,5	3.022,5	0,0	0,0	56,2	0,0	4.981,1	0,0	0,0	0,0	0,0	60,7	0,0	0,0	0,0
28	PT Mayapada Life**	0,0	0,0	0,0	0,0	0,0	0,0	0,0	0,0	0,0	0,0	0,0	0,0	0,0	0,0	0,0
29	PT Asuransi Jiwa Bumi Masyarat Mandiri**	0,0	0,0	0,0	0,0	0,0	0,0	0,0	0,0	0,0	0,0	0,0	0,0	0,0	0,0	0,0
30	PT Asuransi Jiwa Mega Indonesia	0,0	0,0	0,0	0,0	0,0	0,0	0,0	0,0	0,0	0,0	0,0	0,0	0,0	0,0	0,0
31	PT Asuransi Jiwa	100,000,0	0,0	0,0	0,0	0,0	0,0	0,0	0,0	0,0	0,0	0,0	0,0	0,0	0,0	0,0
<b>JUMLAH / SUBTOTAL</b>		<b>41.347.586,4</b>	<b>54.094.198,3</b>	<b>65.104.809,4</b>	<b>62.920.967,9</b>	<b>57.747.877,9</b>	<b>39.894.663,6</b>	<b>49.951.978,4</b>	<b>62.907.841,6</b>	<b>56.467.627,7</b>	<b>60.674.682,0</b>	<b>5.926,9</b>	<b>4.564,5</b>	<b>4.221,4</b>	<b>3.564,7</b>	<b>3.274,3</b>
<b>PERUSAHAAN ASURANSI JIWA PATINGGAN</b>																
<b>JOINT VENTURE LIFE INSURANCE COMPANIES</b>																
1	PT Ase Life Assurance (dih PT A.J. Bumi Acha Reksabama)	12.647,8	122.745,4	206.940,3	321.633,8	563.811,0	11.085,3	23.121,1	97.836,7	227.870,5	384.752,0	114,1	530,9	121,3	144,7	146,5
2	PT AIA Financial (dih PT AIG Life)	9.094.946,9	14.985.648,1	18.957.575,4	21.411.333,3	24.240.420,4	8.098.523,2	12.611.652,7	15.617.667,0	16.931.198,9	18.390.555,1	112,4	114,1	121,4	126,5	130,4
3	PT Asuransi Allianz Life Indonesia	5.996.649,5	8.130.283,5	11.300.683,7	16.890.797,0	18.852.393,0	5.146.657,9	7.209.544,9	9.727.609,3	12.482.466,0	16.038.715,0	108,5	113,7	117,8	117,8	117,5
4	PT Asuransi Awa Indonesia (dih PT Whitehor Life Indonesia)	243.707,8	288.211,7	248.542,3	263.561,3	371.369,8	187.163,5	153.051,8	111.900,0	206.401,0	244.603,7	130,2	175,2	211,9	128,3	151,8
5	PT Avist Assurance (dih PT Asuransi AIA Indonesia)	5.210.155,0	7.188.037,0	9.291.851,0	9.843.316,4	10.095.628,1	4.419.992,0	5.831.089,0	7.345.801,0	7.346.024,0	7.855.664,3	117,9	123,3	128,5	134,0	139,0
6	PT Ase Financial Indonesia	1.194.710,3	1.804.502,3	2.294.654,4	2.438.027,3	4.482.049,4	1.015.986,5	1.574.986,5	2.114.111,8	2.277.274,0	4.072.836,6	117,6	114,6	108,1	107,1	109,6
7	PT Ase Life Indonesia	1.093.985,5	1.688.204,9	1.721.065,3	1.840.796,5	241.532,1	947.581,2	1.211.743,9	1.306.020,2	1.312.572,1	7.198,7	115,4	123,5	133,8	140,2	3.852,2
8	PT Ase Mandiri Financial Services	3.416.364,0	5.104.634,4	6.034.680,9	9.803.256,7	12.812.045,6	3.144.665,1	5.403.319,2	7.561.863,7	9.068.956,9	11.544.106,3	108,6	108,6	108,3	108,1	110,9
9	PT Asuransi CIGNA	531.169,8	737.782,6	977.901,7	1.419.101,8	1.502.886,0	329.731,0	376.404,2	477.897,5	738.444,7	730.458,0	161,1	195,0	233,9	191,9	205,7
10	PT CMBI Sun Life (dih PT Commerce International)	30.599,5	50.744,1	320.207,8	1.097.788,7	1.783.042,8	0,0	9.668,4	229.867,7	992.067,4	1.666.233,4	7.659.865,0	524,8	199,8	111,0	407,0
11	PT Commonwealth Life (dih PT Asia CHG Life)	1.728.210,5	2.425.039,5	3.263.301,2	3.842.516,6	4.371.398,4	1.429.531,4	2.006.617,9	2.773.908,0	3.148.438,6	3.812.624,4	120,9	129,9	177,5	122,0	111,7
12	PT Asuransi Jiwa General Indonesia (dih PT A.J. Aja Mandiri Prime)	34.940,3	30.234,1	1.307.171,1	304.899,3	601.956,2	0,0	1.403,0	79.886,3	238.376,1	501.742,1	20.553.100,0	2.155,0	164,2	128,5	119,9
13	PT Great Eastern Life Indonesia	405.178,0	637.972,3	1.022.166,7	1.461.393,8	1.587.371,3	386.047,8	568.974,8	988.173,0	1.379.219,9	109,8	112,1	103,4	109,0	113,7	
14	PT Tokio Marine Life Indonesia (dih MAAL Life Assurance)	87.471,4	69.707,0	86.526,0	222.735,9	361.991,1	61.205,7	36.696,1	76.629,9	38.249,8	71.914,3	142,9	190,0	115,5	121,7	309,7
15	PT Asuransi Jiwa Manulife Indonesia	9.126.886,3	11.544.746,6	16.994.473,3	28.721.903,1	82.19.484,6	10.141.652,6	14.237.632,2	18.404.749,9	24.068.306,2	34.068.306,2	111,8	119,3	120,8	120,8	119,4
16	PT Prudential Life Assurance	9.017.989,1	15.912.094,4	23.434.028,3	26.867.155,0	33.654.865,4	8.228.977,8	14.821.800,7	20.840.512,5	23.965.717,4	30.906.733,9	109,6	108,8	112,4	112,1	109,9
17	PT Asuransi Jiwa Sinar Mas MSIG (dih PT Asuransi Jiwa Sinar Mas)	0,0	0,0	0,0	21.118.452,2	23.282.865,4	0,0	0,0	0,0	0,0	0,0	0,0	0,0	0,0	0,0	0,0
18	PT Sun Life Financial Indonesia	2.502.023,6	3.594.297,7	4.234.497,4	4.600.099,2	5.024.572,5	2.434.962,7	3.202.248,6	3.980.616,0	3.937.090,1	3.512.147,0	102,8	112,2	117,9	126,3	131,8
19	PT Zurich Topaz Life (dih PT Mayapada Life)	0,0	0,0	0,0	4											

TABEL: 3.8/TABLE: 3.8

LAPORAN POSISI KEUANGAN GABUNGAN PER 31 DESEMBER 2012  
CONSOLIDATED STATEMENT OF FINANCIAL POSITION AS AT DECEMBER 31, 2012

		Dalam Jutaan Rupiah In Million Rupiah	
NO	ASET ASSETS	JUMLAH TOTAL	LIABILITAS DAN MODAL SENDIRI LIABILITIES AND EQUITIES
<b>I. INVESTASI (INVESTMENTS)</b>			
<b>I. UTANG (PAYABLES)</b>			
1	Deposito Berjangka dan Sertifikat Deposito (Time Deposit and Certificate of Dep)	33,123,950	1 Utang Klaim (Claim Payable) 1,920,592
2	Saham (Stocks)	53,517,719	2 Utang Reasuransi (Reinsurance Payable) 645,201
3	Obligasi dan MTN (Bonds and MTN)	19,621,300	3 Utang Komisi (Commission Payable) 1,216,483
4	Surat Berharga Yang Diterbitkan Pemerintah (Marketable Securities Issued by Government)	42,260,456	4 Utang Pajak (Tax Payable) 351,256
5	Sertifikat Bank Indonesia (Bank of Indonesia Promissory Notes)	-	5 Biaya Yang Masih Hrs Dibayar (Accrued Expenses) 1,687,402
6	Reksadana (Mutual Fund)	74,920,436	6 Utang Zakat (Zakat Payable) -
7	Penyertaan Langsung (Direct Placement)	2,242,336	7 Utang Lain (Other Payables) 5,154,265
8	Bangunan, Tanah dng Bangunan (Property)	1,798,317	8 Jumlah Utang (Total Payables) 10,975,199
9	Pinjaman Hipotik (Mortgage Loans)	173,429	
10	Pinjaman Polis (Policy Loans)	2,170,027	
11	Pembayaan Murabahah (Murabahah Financing)	-	
12	Pembayaan Mudharabah (Mudharabah Financing)	-	
13	Investasi Lain (Other Investments)	360,095	
14	<b>Jumlah Investasi (Total Investments)</b>	<b>230,188,066</b>	<b>CADANGAN TEKNIS (TECHNICAL RESERVES)</b>
15			9 Cadangan Premi (Premium Reserves) 185,118,452
16			10 Dana Tabarru (Tabarru Fund) -
17			11 Tabungan Peserta (Contributor Fund) 10,987,142
18			12 CAPBMP (Unearned Premium Reserves) 2,134,881
19			13 Cadangan Klaim (Claim Reserves) 1,589,017
20			14 Jumlah Cadangan Teknis (Total Technical Reserves) 199,829,492
21			15 Jumlah Liabilitas (Total Liabilities) 210,804,691
<b>II. BUKAN INVESTASI (NON INVESTMENTS)</b>			
16	Kas dan Bank (Cash and Bank)	3,897,282	16 Pinjaman Subordinasi (Subordinated Loans) 188,784
17	Tagihan Premi (Premium Receivable)	4,144,253	
18	Tagihan Reasuransi (Reinsurance Receivable)	606,783	
19	Tagihan Hasil Investasi (Investment Yield Receivable)	1,764,209	
20	Bangunan, Tanah dng Bangunan (Property)	1,662,565	
21	Komputer (Computer Hardware)	222,289	
22	Aktiva Tetap Lain (Other Fixed Assets)	597,033	
23	Aktiva Lain (Other Assets)	17,191,281	
24	<b>Jumlah Bukan Investasi (Total Non Investments)</b>	<b>30,085,697</b>	<b>III. MODAL SENDIRI (EQUITIES)</b>
25			17 Modal Disetor (Paid Up Capital) 8,193,400
26			18 Agio Saham 7,463,081
27			19 Cadangan (Reserves) 1,634,081
28			20 Kenaikan (Penurunan) Srt Berharga (Increase (Decrease) in Mkt. Securit 12,208,172
29			21 Selisih Penilaian Aktiva tetap 97
30			22 Saldo Laba (Balance of Profit/Loss) 19,781,457
31			23 Jumlah Modal Sendiri (Total Equities) 49,280,288
32			24 <b>JUMLAH LIABILITAS &amp; MODAL SENDIRI (TOTAL LIAB. &amp; EQ.)</b> 260,273,763
33			
34			
35			
36			
37			
38			
39			
40			
41			
42			
43			
44			
45			
46			
47			
48			
49			
50			
51			
52			
53			
54			
55			
56			
57			
58			
59			
60			
61			
62			
63			
64			
65			
66			
67			
68			
69			
70			
71			
72			
73			
74			
75			
76			
77			
78			
79			
80			
81			
82			
83			
84			
85			
86			
87			
88			
89			
90			
91			
92			
93			
94			
95			
96			
97			
98			
99			
100			

Perusahaan Asuransi Jiwa - Konvensional  
Life Insurance Companies - Conventional

TABEL: 3.9/TABLE: 3.9

LAPORAN LABA RUGI KOMPREHENSIF GABUNGAN TAHUN 2012

CONSOLIDATED STATEMENT OF COMPREHENSIVE INCOME IN 2012

Dalam Jutaan Rupiah

In Million Rupiah

NO	KETERANGAN/DESCRIPTION	JUMLAH/TOTAL
<b>1</b>	<b>PENDAPATAN (REVENUES)</b>	
2	Pendapatan Premi (Premium Income)	102,738,227
3	Premi Reasuransi (Reinsurance Premium)	2,579,393
4	Penurunan (Kenaikan) Premi Yang Belum Merupakan Pendapatan / Decrease (Increase) In Unearned Premium Income	(432,481)
<b>5</b>	<b>Jumlah Pendapatan Premi Neto (Total Net Earned Premium)</b>	<b>99,726,353</b>
6	Hasil Investasi (Investment Yields)	21,887,158
7	Pendapatan Lain (Other Revenues) dan Jasa DPLK	1,737,282
<b>8</b>	<b>JUMLAH PENDAPATAN (TOTAL REVENUES)</b>	<b>123,350,793</b>
<b>9</b>	<b>BEBAN (EXPENSES)</b>	
<b>10</b>	<b>Klaim dan Manfaat (Claims and Benefits)</b>	
11	Klaim dan Manfaat Dibayar (Claim and Benefit Paid)	69,644,625
12	Klaim Reasuransi (Reinsurance Recovery)	1,427,667
13	Kenaikan (Penurunan) Cadangan Premi (Increase (Decrease) in Premium Reserves)	23,236,838
14	Kenaikan (Penurunan) Dana Tabarru (Increase (Decrease) in Tabarru Fund)	-
15	Kenaikan (Penurunan) Tabungan Peserta (Increase (Decrease) in Contributor Fund)	-
16	Kenaikan (Penurunan) Cadangan Klaim / (Increase (Decrease) in Claim Reserves)	361,371
<b>17</b>	<b>Jumlah Beban Klaim dan Manfaat (Total Claims and Benefits)</b>	<b>91,815,167</b>
18	Biaya Akuisisi (Acquisition Cost)	
a.	Beban Komisi Tahun Pertama (First Year Commission)	5,997,988
b.	Beban Komisi Tahun Lanjutan (Renewal Commission)	2,357,384
c.	Beban Komisi Overriding (Overriding Commission)	1,874,763
d.	Beban Komisi Lainnya (Other Commission Expenses)	1,722,047
<b>19</b>	<b>Jumlah Biaya Akuisisi (Total Acquisition Cost)</b>	<b>11,952,182</b>
20	Pemasaran (Marketing Expenses)	1,844,283
21	Umum dan Administrasi (General and Administration Expenses)	7,227,172
22	Hasil (Beban) Lain (Others)	(301,181)
<b>23</b>	<b>JUMLAH BEBAN (TOTAL EXPENSES)</b>	<b>113,139,985</b>
<b>24</b>	<b>LABA (RUGI) SEBELUM ZAKAT (INCOME BEFORE ZAKAT)</b>	<b>10,210,808</b>
25	ZAKAT	-
<b>26</b>	<b>LABA (RUGI) SEBELUM PAJAK (INCOME BEFORE TAX)</b>	<b>10,210,808</b>
27	PAJAK (TAXES)	1,643,341
<b>28</b>	<b>LABA (RUGI) SETELAH PAJAK (INCOME AFTER TAX)</b>	<b>8,567,467</b>

**TABEL : 3.10 / TABLE: 3.10**  
**LAPORAN POSISI KEUANGAN GABUNGAN PER 31 DESEMBER 2008 - 2012**  
THE CONSOLIDATED OF STATEMENT OF FINANCIAL POSITION AS AT DECEMBER 31, 2008 - 2012

		Dalam Jutaan Rupiah In Million Rupiah				
ASET / ASSETS		2008	2009	2010	2011	2012
<b>I. INVESTASI (INVESTMENTS)</b>						
1	Deposito Berjangka dan Sertifikat Deposito (Time Deposit and Certificate of Deposit)	12,634,960.4	15,664,009.8	20,397,058.2	30,616,687.9	33,123,950.3
2	Saham (Stocks)	11,621,223.3	25,880,282.0	38,206,192.1	43,727,190.8	53,517,719.3
3	Obligasi dan MTN (Bonds and MTN)	7,941,459.2	9,232,066.4	17,556,668.0	14,426,157.4	19,621,300.0
4	Srt. Berharga Yang Diterbitkan Pemerintah/BI (Marketable Sec. Issued by Government/BI)	23,032,993.6	24,894,054.5	25,038,660.8	35,085,322.0	42,260,455.7
5	Reksadana (Mutual Fund)	25,506,743.2	40,829,091.0	54,833,581.4	65,995,143.8	74,920,436.1
6	Penyertaan Langsung (Direct Investment)	5,045,530.0	6,593,429.9	7,307,697.4	2,160,138.8	2,242,335.5
7	Bangunan, Tanah dng Bangunan (Property)	1,962,158.3	2,126,670.5	1,677,952.8	1,976,339.7	1,798,317.1
8	Pinjaman Hipotik (Mortgage Loans)	183,971.9	132,500.7	119,298.4	115,856.8	173,429.0
9	Pinjaman Polis (Policy Loans)	2,558,113.8	2,642,139.2	1,838,262.2	1,865,216.6	2,170,027.4
10	Pembiayaan Murabahah (Murabahah Financing)	11,330.4	10,789.3	547,679.6	0.0	0.0
11	Pembiayaan Mudharabah (Mudharabah Financing)	800.0	800.0	800.0	0.0	0.0
12	Investasi Lain (Other Investments)	188,853.9	292,997.6	189,849.4	637,153.6	360,095.4
<b>13</b>	<b>Jumlah Investasi (Total Investments)</b>	<b>90,688,138.1</b>	<b>128,298,831.0</b>	<b>167,713,700.2</b>	<b>196,605,207.4</b>	<b>230,188,065.9</b>
<b>II. BUKAN INVESTASI (NON INVESTMENTS)</b>						
14	Kas dan Bank (Cash and Bank)	2,049,113.7	1,898,824.7	2,420,238.3	2,776,208.3	3,897,282.3
15	Tagihan Premi (Premium Receivable)	1,745,309.7	1,953,697.9	1,857,533.7	3,005,865.7	4,144,252.9
16	Tagihan Reasuransi (Reinsurance Receivable)	156,493.0	195,316.8	311,488.4	310,044.3	606,782.9
17	Tagihan Hasil Investasi (Investment Yield Receivable)	780,733.1	1,041,177.2	1,258,375.9	1,682,395.6	1,764,209.1
18	Bangunan, Tanah dng Bangunan (Property)	1,859,950.9	1,829,061.2	1,850,929.0	1,504,333.8	1,662,565.3
19	Komputer (Computer Hardware)	202,399.6	224,488.2	223,646.0	256,961.2	222,289.5
20	Aktiva Tetap Lain (Other Fixed Assets)	299,765.2	467,512.2	456,921.3	508,312.0	597,033.4
21	Aktiva Lain (Other Assets)	4,622,805.5	5,737,318.8	12,365,569.9	14,902,835.4	17,191,281.3
<b>22</b>	<b>Jumlah Bukan Investasi (Total Non Investments)</b>	<b>10,408,260.7</b>	<b>11,716,570.7</b>	<b>13,347,397.0</b>	<b>24,946,956.2</b>	<b>30,085,696.6</b>
<b>23</b>	<b>JUMLAH ASET (TOTAL ASSETS)</b>	<b>102,137,207.8</b>	<b>102,404,708.8</b>	<b>141,646,228.0</b>	<b>221,552,163.6</b>	<b>260,273,762.6</b>

LIABILITAS DAN MODAL SENDIRI / LIABILITIES AND EQUITIES						2008	2009	2010	2011	2012
<b>I. UTANG (PAYABLES)</b>										
1	Utang Klaim (Claim Payable)	1,056,464.3	1,324,223.1	1,790,786.7	2,053,699.2	1,920,591.8				
2	Utang Reasuransi (Reinsurance Payable)	289,270.8	409,414.7	459,982.1	561,147.9	645,201.2				
3	Utang Komisi (Commission Payable)	545,566.1	707,918.4	862,641.7	1,043,310.1	1,216,483.1				
4	Utang Pajak (Tax Payable)	975,394.1	180,543.5	186,756.1	970,760.4	351,256.3				
5	Biaya Yang Masih Hrs Dibayar (Accrued Expenses)	578,464.5	740,636.7	1,182,199.8	1,224,627.9	1,687,402.4				
6	Utang Zakat (Zakat Payable)	636.8	459.8	2,274.7	0.0	0.0				
7	Utang Lain (Other Payables)	2,814,186.6	2,508,890.2	3,360,038.9	4,381,090.7	5,154,264.7				
<b>8</b>	<b>Jumlah Utang (Total Payables)</b>	<b>6,259,963.1</b>	<b>5,872,086.3</b>	<b>7,844,679.9</b>	<b>10,234,636.2</b>	<b>10,975,199.5</b>				
<b>II. CADANGAN TEKNIS (TECHNICAL RESERVES)</b>										
9	Cadangan Premi (Premium Reserve)	77,779,125.0	106,277,870.6	137,763,437.4	168,195,080.4	185,118,452.2				
10	Dana Tabaru (Tabaru Fund)	152,225.5	142,927.7	342,135.9	0.0	0.0				
11	Tabungan Peserta (Contributor Fund)	4,427,555.4	6,389,596.6	9,289,255.2	0.0	10,987,142.0				
12	Cadangan Atas Premi Yang Belum Merupakan Pendapatan (Unearned Premium Reserves)	1,036,230.0	1,277,279.1	1,541,855.6	1,693,095.8	2,134,880.9				
13	Cadangan Klaim (Claim Reserves)	552,062.5	868,155.3	1,094,224.7	1,214,006.9	1,589,016.9				
<b>14</b>	<b>Jumlah Cad. Teknis (Total Technical Reserves)</b>	<b>83,947,198.4</b>	<b>114,955,829.3</b>	<b>150,030,908.9</b>	<b>171,102,183.1</b>	<b>199,829,492.0</b>				
<b>15</b>	<b>Jumlah Liabilitas (Total Liabilities)</b>	<b>90,207,181.5</b>	<b>120,827,915.6</b>	<b>157,875,588.8</b>	<b>181,336,819.4</b>	<b>210,804,691.5</b>				
16	Pinjaman Subordinasi (Subordinated Loans)	976,081.7	646,525.5	646,520.9	420,912.5	188,783.7				
<b>III. MODAL SENDIRI (EQUITIES)</b>										
17	Modal Disetor (Paid Up Capital)	7,097,629.6	8,338,260.2	9,164,845.5	7,424,364.3	8,193,400.2				
18	Agio Saham	353,327.0	402,715.4	474,142.9	7,319,330.7	7,463,080.7				
19	Cadangan (Reserves)	(478,865.3)	(449,541.3)	(35,264.5)	931,684.1	1,634,080.9				
20	Kenaikan (Penurunan) Srt Berharga (Increase (Decrease) in Mkt. Securities)	(1,176,722.2)	3,358,981.9	7,510,479.9	10,716,041.4	12,208,172.5				
21	Selisih Penilaian Aktiva Tetap (Different on Asset Valuation)	17,158.4	109,352.8	49,883.6	(45,808.7)	96.7				
22	Saldo Laba (Balance of Profit/Loss)	5,408,918.0	8,412,017.0	12,772,205.9	13,448,820.4	19,781,456.6				
<b>23</b>	<b>Jumlah Modal Sendiri (Total Equities)</b>	<b>11,221,445.6</b>	<b>20,171,786.1</b>	<b>29,936,293.4</b>	<b>39,794,432.2</b>	<b>49,280,287.6</b>				
<b>24</b>	<b>JUMLAH LIABILITAS &amp; MODAL SENDIRI (TOTAL LIABILITIES &amp; EQUITIES)</b>	<b>102,404,708.9</b>	<b>141,646,227.2</b>	<b>188,458,403.0</b>	<b>221,552,164.1</b>	<b>260,273,762.7</b>				

**TABEL : 3.11 / TABLE: 3.11**  
**LAPORAN LABA (RUGI) KOMPREHENSIF GABUNGAN TAHUN 2008 - 2012**  
THE CONSOLIDATED OF STATEMENT OF COMPREHENSIVE INCOME, YEAR 2008 - 2012

Dalam Jutaan Rupiah  
In Million Rupiah

URAIAN / DESCRIPTION	2008	2009	2010	2011	2012
<b>1 PENDAPATAN (REVENUES)</b>					
2 Pendapatan Premi ( <i>Premium Income</i> )	50,434,979.0	61,725,474.5	75,537,147.6	92,357,521.5	102,738,227.0
3 Premi Reasuransi ( <i>Reinsurance Premium</i> )	1,003,562.5	1,500,694.7	1,810,674.9	2,242,750.8	2,579,392.9
4 Penurunan (Kenaikan) Premi Yang Belum Merupakan Pendapatan <i>Decrease (Increase) In Unearned Premium Income</i>	(204,406.1)	(212,002.1)	(268,267.2)	(374,346.8)	(432,481.4)
<b>5 Jumlah Pendapatan Premi Neto (Total Net Earned Premium)</b>	<b>49,226,910.4</b>	<b>60,012,777.8</b>	<b>73,458,205.4</b>	<b>89,740,423.9</b>	<b>99,726,352.7</b>
6 Hasil Investasi ( <i>Investment Yields</i> )	(1,869,073.9)	21,016,837.9	23,363,501.8	13,697,439.7	21,887,158.1
7 Pendapatan Lain ( <i>Other Revenues</i> )	713,619.9	1,178,814.6	1,934,840.5	1,220,343.7	1,737,282.1
<b>8 JUMLAH PENDAPATAN (TOTAL REVENUES)</b>	<b>48,069,556.4</b>	<b>82,208,430.3</b>	<b>98,756,547.7</b>	<b>104,658,207.2</b>	<b>123,350,792.9</b>
<b>9 BEBAN (EXPENSES)</b>					
<b>10 Klaim dan Manfaat (Claims and Benefits)</b>					
11 Klaim dan Manfaat Dibayar ( <i>Claim and Benefit Paid</i> )	31,531,051.0	38,788,130.1	51,968,394.6	58,796,641.8	69,644,624.9
12 Klaim Reasuransi ( <i>Reinsurance Recovery</i> )	416,008.4	691,877.1	910,230.6	1,017,388.1	1,427,666.6
13 Kenaikan (Penurunan) Cadangan Premi <i>(Increase (Decrease) in Premium Reserves)</i>	5,034,667.7	24,579,067.1	23,482,957.9	21,288,985.5	23,236,837.7
14 Kenaikan (Penurunan) Dana Tabarru ( <i>Increase (Decrease) in Tabarru Fund</i> )	61,153.2	45,807.8	50,730.0	0.0	0.0
15 Kenaikan (Penurunan) Tabungan Peserta <i>Increase (Decrease) in Contributor Fund</i>	382,548.7	1,926,671.1	2,234,440.9	0.0	0.0
16 Kenaikan (Penurunan) Cadangan Klaim <i>(Increase (Decrease) in Claim Reserves)</i>	(194,761.9)	314,065.9	227,488.8	148,927.7	361,370.5
<b>17 Jumlah Beban Klaim dan Manfaat (Total Claims and Benefits)</b>	<b>36,398,650.3</b>	<b>64,961,865.0</b>	<b>77,053,781.5</b>	<b>79,217,166.8</b>	<b>91,815,166.5</b>
18 Biaya Akuisisi ( <i>Acquisition Cost</i> )					
a. Beban Komisi Tahun Pertama ( <i>First Year Commission</i> )	2,835,255.7	3,022,332.0	4,263,168.5	5,104,867.1	5,997,987.9
b. Beban Komisi Tahun Lanjutan ( <i>Renewal Commission</i> )	1,149,899.0	1,519,684.2	1,658,228.9	1,832,134.3	2,357,384.3
c. Beban Komisi Overriding ( <i>Overriding Commission</i> )	960,780.2	990,272.3	1,245,100.0	1,439,743.6	1,874,762.9
d. Beban Komisi Lainnya ( <i>Other Commission Expenses</i> )	811,155.6	804,802.8	1,242,252.5	1,367,618.4	1,722,047.2
<b>19 Jumlah Biaya Akuisisi (Total Acquisition Cost)</b>	<b>5,756,990.4</b>	<b>6,336,991.3</b>	<b>8,408,750.0</b>	<b>9,744,363.4</b>	<b>11,952,182.4</b>
20 Pemasaran ( <i>Marketing Expenses</i> )	1,412,658.8	1,269,389.6	1,669,173.8	1,506,836.1	1,844,283.2
21 Umum dan Administrasi ( <i>General and Administration Expenses</i> )	3,192,919.7	4,279,437.8	4,879,917.6	6,138,915.6	7,227,171.7
22 Hasil (Beban) Lain ( <i>Others</i> )	573,072.3	(112,815.5)	(73,309.1)	44,270.7	(301,181.1)
<b>23 JUMLAH BEBAN (TOTAL EXPENSES)</b>	<b>46,188,246.9</b>	<b>76,960,599.3</b>	<b>92,084,932.0</b>	<b>96,563,011.3</b>	<b>113,139,984.9</b>
<b>24 LABA SEBELUM ZAKAT (INCOME BEFORE ZAKAT)</b>	<b>1,882,309.5</b>	<b>5,247,831.0</b>	<b>6,671,615.7</b>	<b>8,808,290.9</b>	<b>10,210,808.0</b>
25 ZAKAT	340.9	0.0	33.4	0.0	0.0
<b>26 LABA (RUGI) SEBELUM PAJAK (INCOME BEFORE TAX)</b>	<b>1,881,968.6</b>	<b>5,247,831.0</b>	<b>6,671,582.3</b>	<b>8,808,290.9</b>	<b>10,210,808.0</b>
27 PAJAK (TAXES)	972,082.0	464,013.7	544,994.2	1,501,151.2	1,643,341.0
<b>28 LABA (RUGI) SETELAH PAJAK (INCOME AFTER TAX)</b>	<b>909,886.6</b>	<b>4,783,817.3</b>	<b>6,126,588.1</b>	<b>7,307,139.8</b>	<b>8,567,467.0</b>

TABEL : 3.12.1 A

LAPORAN PREMI PERTANGGUNGAN BARU PER CABANG ASURANSI TAHUN 2012  
FIRST YEAR PREMIUM REPORT PER LINE OF BUSINESS YEAR 2012  
Per 31 Desember 2012  
Year ended December 31, 2012

Dalam jutaan rupiah  
In million rupiah

NO.	NAMA PERUSAHAAN NAME OF COMPANY	ASURANSI KEMATAN TERM INSURANCE	DWIGUNA ENDOWMENT	SEUMUR HIDUP WHOLE LIFE	ANUITAS ANNUITY	KECELAKAAN DIRI PERSONAL ACCIDENT	KESEHATAN HEALTH	PRODUK LAIN OTHER PRODUCT	PRODUK INVESTASI INVESTMENT PRODUCTS	JUMLAH TOTAL
<b>SWASTA NASIONAL, PRIVATE :</b>										
1	PT Asuransi Jiwa Adisarana Wanaartha	236	2.505,055	0	0	77	14,686	0	0	2.520,053
2	PT Asuransi Jiwa Bakrie*	0	0	0	0	0	0	0	0	0
3	PT BNI Life Insurance	301,445	49,396	1,225	8,256	2,942	278,980	0	287,869	932,516
4	PT Asuransi Jiwa Bringin Jiwa Sejahtera	1,212,471	36,320	8,589	212,860	0	112,600	0	0	1,582,839
5	PT Asuransi Jiwa Bumi Asih Jaya	0	0	0	0	0	0	0	0	0
6	Asuransi Jiwa Bersama Bumiputera 1912	361,661	1,641,588	396	440,519	0	65,428	0	732	2,515,950
7	PT Asuransi Jiwa Central Asia Raya	94,532	36,440	2,516	1,086	1,214	24,636	0	38,135	198,560
8	PT Equity Life Indonesia	19,831	42,087	1,565	0	3,288	28,482	0	48,496	143,750
9	PT Heksa Eka Life Insurance	277,303	0	0	0	316	0	0	0	277,619
10	PT Indolife Pensioniana	831	5,130,099	153	0	0	0	0	0	5,131,083
11	PT Asuransi Jiwa InHealth Indonesia	2,236	0	0	0	368	0	0	0	2,605
12	PT Asuransi Jiwasraya (Persero)	699,354	329,200	0	46,113	583,273	44,611	60,607	2,288,760	3,051,229
13	PT Asuransi Kresna Life (dih PT A.J. Mira Life)	38,813	102,095	0	0	2,564	17,816	0	319	161,607
14	PT Asuransi Jiwa Mega Life	75	1,615	480	0	520	5,936	0	6,259	14,885
15	PT MNC Life Assurance (dih PT UOB Life Sun Assurance)	54,149	8,045	103	0	6,175	68,534	0	5,362	142,367
16	PT Multicor Life Insurance	12,543	0	0	0	2,712	0	0	0	15,255
17	PT Asuransi Jiwa Nusantara	0	43	0	0	617	21,042	0	0	21,702
18	PT Panin Life (dih PT Panin Anugrah Life)	366	1,644,061	0	0	24	0	0	89,024	1,743,474
19	PT Pasaraya Life Insurance	9,293	0	0	0	0	0	0	0	9,293
20	PT Asuransi Jiwa Recapital	31,159	1,299	59	0	547	119,866	0	2,233	155,162
21	PT Asuransi Jiwa Sequis Financial	2,310	0	0	0	281	0	0	0	2,591
22	PT Asuransi Jiwa Sequis Life	10,866	110,018	12,455	0	26	7	0	331,524	464,896
23	PT Asuransi Jiwa Tugu Mandiri	5,638	108,219	0	0	207	94,467	0	8,958	217,489
24	PT Asuransi Jiwa Mega Indonesia	0	0	0	0	0	0	0	0	0
25	PT Asuransi Jiwa Reliance *new	0	0	0	0	0	0	0	0	0
<b>JUMLAH / SUB TOTAL</b>		<b>3,135,112</b>	<b>11,745,580</b>	<b>27,540</b>	<b>708,833</b>	<b>586,215</b>	<b>913,392</b>	<b>2,288,760</b>	<b>1,134,058</b>	<b>20,610,742</b>



NO.	NAMA PERUSAHAAN NAME OF COMPANY	ASURANSI		DWIGUNA ENDOWMENT	SEUMUR HIDUP ANUITAS UMUM		ANUITAS		KESEHATAN HEALTH	PRODUK LAIN OTHER PRODUCT	PRODUK INVESTASI INVESTMENT PRODUCTS	JUMLAH TOTAL
		KEMATIAN TERM INSURANCE	(3)		(4)	(5)	(6)	(7)				
<b>PATUNGAN / JOINT VENTURE :</b>												
1	PT Ace Life Assurance (dih. PT A.J. Bhumi Artha Reksatama)	103,616	243	463	0	0	0	0	7,185	0	189,631	301,129
2	PT AIA Financial (dih. PT AIG Life)	184,740	296,545	11,154	0	0	38,206	0	74,255	0	912,065	1,516,965
3	PT Asuransi Allianz Life Indonesia	2,950,569	211,118	276	0	0	6,217	0	157,767	0	39,433,371	42,759,318
4	PT Asuransi Aviva Indonesia (dih. PT Winterthur Life Indonesia)	36,989	0	0	0	0	605	0	148,785	0	14,195	200,574
5	PT Avisti Assurance (dih. PT Asuransi AIA Indonesia)	137,923	3,529	4,379	0	0	4,759	0	121,566	0	132,615	404,770
6	PT Axa Financial Indonesia	8,661	0	0	0	0	1,392	0	108,476	0	146,557	265,086
7	PT Axa Life Indonesia	717	0	0	0	0	0	0	6,623	0	0	7,340
8	PT Axa Mandiri Financial Services	237,279	0	0	0	0	11,360	0	247,130	0	1,043,684	1,539,453
9	PT Asuransi CIGNA	305,373	0	231	0	0	38,134	0	100,218	0	53,990	497,946
10	PT CIMB Sun Life (dih. PT Commerce International)	80,350	5,022	0	0	0	4,900	0	21,258	0	925,793	1,037,324
11	PT Commonwealth Life (dih. PT Astira CMG Life)	156,469	52,209	0	0	0	800	0	3,265	0	0	212,742
12	PT Asuransi Jiwa Generali Indonesia (dih. PT A.J. Alta Mandiri Prima)	22,034	0	0	0	0	1,962	0	52,571	0	51,871	128,438
13	PT Great Eastern Life Indonesia	3,949	23,009	0	0	0	0	0	1,778	0	151,202	179,938
14	PT Tokio Marine Life Ins. Indonesia (dih. MAA Life Assurance)	5,826	0	27	0	0	11	0	27	0	0	5,891
15	PT Asuransi Jiwa Manulife Indonesia	12,171	97,011	292,024	3	0	6,094	0	157,630	0	3,134,358	3,699,291
16	PT Prudential Life Assurance	144,358	99,643	23,036	0	0	1,227	0	13,868	0	4,211,805	4,493,936
17	PT Asuransi Jiwa Sinar Mas MSIG	110,063	16,613,720	671	0	0	2,743	0	41,246	0	143,990	16,912,433
18	PT Sun Life Financial Indonesia	2,295	34,024	28	0	0	661	0	9,465	0	83,473	129,947
19	PT Zurich Topas Life (dih. PT Mayapada Life)	1,556	0	0	0	0	518	0	0	0	3,235	5,310
<b>JUMLAH / SUB TOTAL</b>		<b>4,504,938</b>	<b>17,436,073</b>	<b>332,278</b>	<b>3</b>	<b>0</b>	<b>119,590</b>	<b>0</b>	<b>1,273,113</b>	<b>0</b>	<b>50,631,836</b>	<b>74,297,832</b>
<b>JUMLAH KESELURUHAN / GRAND TOTAL</b>		<b>7,640,051</b>	<b>29,181,653</b>	<b>359,819</b>	<b>708,836</b>	<b>586,215</b>	<b>190,841</b>	<b>2,186,505</b>	<b>2,288,760</b>	<b>51,765,895</b>	<b>94,908,574</b>	

Catatan (Notes):

\*) Tidak Menyampaikan Laporan Tahunan

Have Not Submitted Annual Report

\*\*\*) Pemberian izin usaha di akhir tahun 2012.

New license at the end 2012

TABEL : 3.12.1 B  
LAPORAN PREMI LANJUTAN PER CABANG ASURANSI TAHUN 2012  
CONTINUANCE PREMIUM REPORT PER LINE OF BUSINESS YEAR 2012  
Per 31 Desember 2012  
Year ended December 31, 2012

Dalam jutaan rupiah  
In million rupiah

NO.	NAMA PERUSAHAAN NAME OF COMPANY	ASURANSI KEMATIAN TERM INSURANCE	DWIGUNA ENDOWMENT	SEUMUR HIDUP/ANUITAS WHOLE LIFE ANNUITY	KECELAKAAN DIRI PERSONAL ACCIDENT	KESEHATAN HEALTH	PRODUK LAIN OTHER PRODUCT	PRODUK INVESTASI INVESTMENT PRODUCTS	JUMLAH TOTAL		
										(3)	(4)
<b>SWASTA NASIONAL, PRIVATE :</b>											
1	PT Asuransi Jiwa Adisarana Wanaartha	0	12,576	26	0	1,498	0	4,512	0	0	18,612
2	PT Asuransi Jiwa Bakrie*	0	0	0	0	0	0	0	0	0	
3	PT BNI Life Insurance	123	32,937	6,605	0	0	0	2,375	0	161,062	203,102
4	PT Asuransi Jiwa Brinjin Jiwa Sejahtera	0	0	0	0	0	0	4,642	0	0	4,642
5	PT Asuransi Jiwa Bumi Asih Jaya	1,144	107,325	2,312	41,285	0	98	6,259	0	881	159,304
6	Asuransi Jiwa Bersama Bumiputera 1912	6,331	2,749,841	177,628	50	0	3,270	559	0	31	2,937,510
7	PT Asuransi Jiwa Central Asia Raya	3,269	39,833	27,277	0	0	437	237,134	0	114,355	422,306
8	PT Equity Life Indonesia	36,364	34,388	4,855	0	0	2,486	189,298	0	398,794	666,186
9	PT Heksa Eka Life Insurance	0	0	0	0	0	0	0	0	0	0
10	PT Indolife Pensiortama	127	1,148,513	35	0	0	0	0	0	0	1,148,675
11	PT Asuransi Jiwa InHealth Indonesia	0	519	0	0	0	0	0	0	0	519
12	PT Asuransi Jiwasraya (Perseo)	3,369	285,127	261	137,788	295,090	0	0	95,954	0	817,588
13	PT Asuransi Kresna Life (dih PT A.J. Mira Life)	279	18,572	86	0	0	5,790	16,747	0	3,667,967	3,709,441
14	PT Asuransi Jiwa Mega Life	0	681	155	0	0	0	0	0	10,306	11,142
15	PT MNC Life Assurance (dih PT UOB Life Sun Assurance)	0	0	0	0	0	0	0	0	0	0
16	PT Multicor Life Insurance	0	0	0	0	0	0	0	0	0	0
17	PT Asuransi Jiwa Nusantara	0	638	12	0	0	0	0	0	0	650
18	PT Panin Life (dih PT Panin Anugrah Life)	8,436	177,361	4,315	0	0	2	16	0	204,369	394,499
19	PT Pasaraya Life Insurance	0	0	0	0	0	0	0	0	0	0
20	PT Asuransi Jiwa Recapital	76	3,591	0	0	0	0	738	0	2,158	6,563
21	PT Asuransi Jiwa Sequis Financial	16,775	8,913	3,091	0	0	215	901	0	0	29,895
22	PT Asuransi Jiwa Sequis Life	16,763	133,516	44,415	0	0	525	195	0	1,010,012	1,205,426
23	PT Asuransi Jiwa Tugu Mandiri	199	50,183	27	0	0	324	29,828	0	1,522	82,083
24	PT Asuransi Jiwa Mega Indonesia	0	0	0	0	0	0	0	0	0	0
25	PT Asuransi Jiwa Reliance *new	0	0	0	0	0	0	0	0	0	0
<b>JUMLAH / SUB TOTAL</b>		<b>93,254</b>	<b>4,804,319</b>	<b>271,101</b>	<b>179,122</b>	<b>286,588</b>	<b>13,147</b>	<b>483,205</b>	<b>95,954</b>	<b>5,571,592</b>	<b>11,818,283</b>

NO.	NAMA PERUSAHAAN NAME OF COMPANY	ASURANSI		DWIGUNA ENDOWMENT	SEMUR HIDUP WHOLE LIFE	ANUITAS ANNUITY	KECELAKAAN		KESIHATAN HEALTH	PRODUK LAIN OTHER PRODUCT	PRODUK	
		KEMATIAN TERM INSURANCE	KECELAKAAN DIRI PERSONAL ACCIDENT				INVESTASI INVESTMENT	JUMLAH TOTAL				
(1)	(2)	(3)	(4)	(5)	(6)	(7)	(8)	(9)	(10)	(11)	(12)	
<b>PATUNGAN / JOINT VENTURE :</b>												
1	PT Ace Life Assurance (dih PT A.J. Bumi Atha Reksatama)	0	347	269	0	0	0	67	0	0	229.854	230.527
2	PT AIA Financial (dih PT AIG Life)	29.573	412.554	77.668	0	0	35.903	221.833	0	0	2.803.021	3.580.562
3	PT Asuransi Allianz Life Indonesia	725.319	67.498	10.508	0	0	800	319.717	0	0	3.396.411	4.520.253
4	PT Asuransi Aviva Indonesia (dih PT Winterthur Life Indonesia)	8.214	147	0	0	0	1.776	481.330	0	0	991	492.458
5	PT Avist Assurance (dih PT Asuransi AIA Indonesia)	58.746	48.958	33.901	0	0	16.410	166.828	0	0	529.103	853.946
6	PT Axa Financial Indonesia	35.143	13.336	11.985	0	0	1.692	13.487	0	0	873.750	949.404
7	PT Axa Life Indonesia	0	0	0	0	0	0	0	0	0	0	0
8	PT Axa Mandiri Financial Services	84.177	0	0	0	0	35.163	504.261	0	0	3.507.320	4.130.921
9	PT Asuransi CIGNA	102.481	1.822	363	0	0	127.361	253.322	0	0	13.292	496.641
10	PT CIMB Sun Life (dih PT Commerce International)	18.116	13.047	0	0	0	16.941	9.652	0	0	6.130	63.885
11	PT Commonwealth Life (dih PT Asira CMG Life)	12.571	109.363	5.850	0	0	10.288	35.504	0	0	0	173.576
12	PT Asuransi Jiwa Generali Indonesia (dih PT A.J. Ata Mandiri Prima)	13.663	0	0	0	0	5.197	107.209	0	0	389.495	515.565
13	PT Great Eastern Life Indonesia	2.850	4.217	0	0	0	815	4.015	0	0	409.694	421.590
14	PT Tokio Marine Life Ins Indonesia (dih MAA Life Assurance)	1.372	112	1.260	0	0	0	0	0	0	3.655	6.400
15	PT Asuransi Jiwa Manulife Indonesia	51.988	476.710	1.008.387	8.241	0	17.478	400.594	0	0	2.751.280	4.714.678
16	PT Prudential Life Assurance	26.392	34.606	2.118	0	0	462	5.226	0	0	13.574.161	13.642.966
17	PT Asuransi Jiwa Sinar Mas MSIG	1.075	50.384	11.684	0	0	1.051	57.868	0	0	1.763.436	1.885.497
18	PT Sun Life Financial Indonesia	6.585	160.897	60.982	0	0	6.360	42.284	0	0	309.223	586.301
19	PT Zurich Topas Life (dih PT Mayapada Life)	144	0	0	0	0	104	0	0	0	1.819	2.068
<b>JUMLAH / SUB TOTAL</b>		<b>1.178.409</b>	<b>1.393.999</b>	<b>1.224.945</b>	<b>8.241</b>	<b>0</b>	<b>277.801</b>	<b>2.623.198</b>	<b>0</b>	<b>0</b>	<b>30.562.635</b>	<b>37.269.227</b>
<b>JUMLAH KESELURUHAN / GRAND TOTAL</b>		<b>1.271.663</b>	<b>6.198.318</b>	<b>1.498.046</b>	<b>187.363</b>	<b>0</b>	<b>290.948</b>	<b>3.116.403</b>	<b>95.954</b>	<b>0</b>	<b>36.134.226</b>	<b>49.087.511</b>

Catatan (Notes):

\*) Tidak Menampilkan Laporan Tahunan

Have Not Submitted Annual Report

\*\*) Pemberian izin usaha di akhir tahun 2012

New license at the end 2012

LAPORAN PREMI MURNI PER CABANG ASURANSI TAHUN 2012  
NET PREMIUM REPORT PER LINE OF BUSINESS YEAR 2012

Per 31 Desember 2012

Year ended December 31, 2012

Dalam jutaan rupiah  
In million rupiah

NO.	NAMA PERUSAHAAN NAME OF COMPANY	ASURANSI KEMATIAN TERM INSURANCE	DWIGUNA ENDOWMENT	SEUMUR HIDUP WHOLE LIFE	ANUITAS ANNUITY	UMUM ANNUITY	DANA PENSUN ANNUITY	KECELAKAAN DIRI PERSONAL ACCIDENT	KESEHATAN HEALTH	PRODUK LAIN OTHER PRODUCT	PRODUK INVESTASI INVESTMENT PRODUCTS	JUMLAH TOTAL
<b>SWASTA NASIONAL. PRIVATE :</b>												
1	PT Asuransi Jiwa Adisarana Manaaatha	225	2.238,760	26	0	1.435	74	15,096	0	0	0	2.253,615
2	PT Asuransi Jiwa Bakrie*	0	0	0	0	0	0	0	0	0	0	0
3	PT BNI Life Insurance	201,854	63,565	4,750	5,738	2,780	1,581	171,197	0	448,951	0	900,416
4	PT Asuransi Jiwa Bringin Jiwa Sejahtera	1,142,018	105,433	7,724	200,091	0	0	108,862	0	0	0	1,564,128
5	PT Asuransi Jiwa Bumi Asih Jaya	709	81,376	1,718	30,757	0	64	4,740	0	0	881	120,245
6	Asuransi Jiwa Bersama Bumiputera 1912	260,105	3,433,318	147,338	0	0	6,672	46,571	0	0	6,667	3,900,670
7	PT Asuransi Jiwa Central Asia Raya	64,926	21,260	21,805	1,064	0	702	198,872	0	136,616	0	445,244
8	PT Equity Life Indonesia	32,450	53,533	4,494	0	0	4,042	152,451	0	34,551	0	281,522
9	PT Heksa Eka Life Insurance	166,382	0	0	0	0	190	0	0	0	0	166,572
10	PT Indolife Pensioniana	725	5,219,904	133	0	0	0	0	0	0	0	5,220,762
11	PT Asuransi Jiwa InHealth Indonesia	1,510	475	0	0	0	248	0	0	0	0	2,233
12	PT Asuransi Jiwasraya (Persero)	568,891	494,142	245	160,883	848,532	31,227	42,425	1,894,906	222,377	0	4,261,628
13	PT Asuransi Kresna Life (dih P.T.A.J. Mira Life)	24,872	102,096	0	0	0	1,787	13,647	0	454	0	142,656
14	PT Asuransi Jiwa Mega Life	283	15,140	396	0	0	4,733	17,013	0	3,689,483	0	3,727,048
15	PT MNC Life Assurance (dih PT UOB Life Sun Assurance)	37,185	8,437	226	0	0	3,728	47,461	0	13,166	0	110,223
16	PT Multicor Life Insurance	9,944	0	0	0	0	2,037	0	0	0	0	11,981
17	PT Asuransi Jiwa Nusantara	0	25	0	0	0	401	16,834	0	0	0	17,260
18	PT Panin Life (dih PT Panin Anugrah Life)	6,161	1,274,995	3,021	0	0	1	28	0	303,393	0	1,587,599
19	PT Pasaraya Life Insurance	7,435	0	0	0	0	0	0	0	0	0	7,435
20	PT Asuransi Jiwa Recapital	26,115	4,421	52	0	0	406	97,774	0	4,391	0	133,158
21	PT Asuransi Jiwa Sequis Financial	13,406	5,300	2,147	0	0	161	887	0	0	0	21,907
22	PT Asuransi Jiwa Sequis Life	20,551	189,460	38,905	0	0	230	152	0	1,234,754	0	1,484,050
23	PT Asuransi Jiwa Tugu Mandiri	3,869	144,465	26	0	0	379	81,519	0	631	0	230,890
24	PT Asuransi Jiwa Mega Indonesia	0	0	0	0	0	0	0	0	0	0	0
25	PT Asuransi Jiwa Reliance *new	0	0	0	0	0	0	0	0	0	0	0
<b>JUMLAH / SUB TOTAL</b>		<b>2,587,614</b>	<b>13,456,103</b>	<b>233,005</b>	<b>399,533</b>	<b>852,747</b>	<b>58,664</b>	<b>1,015,547</b>	<b>1,894,906</b>	<b>6,096,315</b>	<b>0</b>	<b>26,593,435</b>

NO.	NAMA PERUSAHAAN NAME OF COMPANY	ASURANSI KEMATIAN TERM INSURANCE	DWIGUNA ENDOWMENT	SEUMUR HIDUP WHOLE LIFE	ANUITAS ANNUITY	UMUM ANNUITY	KECELAKAAN		KESEHATAN HEALTH	PRODUK LAIN OTHER PRODUCT	PRODUK INVESTASI INVESTMENT PRODUCTS	JUMLAH TOTAL
							DANA PENSUN ANNUITY	DIRI PERSONAL ACCIDENT				
(1)	(2)	(3)	(4)	(5)	(6)	(7)	(8)	(9)	(10)	(11)	(12)	
<b>PATUNGAN / JOINT VENTURE :</b>												
1	PT Ace Life Assurance (d/h PT A.J. Bhumi Artha Reksatama)	61,236	483	583	0	0	0	0	0	0	419,485	481,787
2	PT AIA Financial (d/h PT AIG Life)	176,280	696,004	70,391	0	0	52,463	271,470	0	0	2,725,793	3,992,401
3	PT Asuransi Allianz Life Indonesia	3,517,863	277,065	10,663	0	0	6,988	431,651	0	0	42,829,782	47,074,012
4	PT Asuransi Aviva Indonesia (d/h PT Winterthur Life Indonesia)	37,066	118	0	0	0	1,940	571,159	0	0	15,188	625,471
5	PT Avist Assurance (d/h PT Asuransi AIA Indonesia)	147,652	38,095	28,520	0	0	12,040	202,177	0	0	661,718	1,090,202
6	PT Axa Financial Indonesia	31,129	15,810	10,273	0	0	1,690	28,347	0	0	225,924	313,171
7	PT Axa Life Indonesia	596	0	0	0	0	0	5,572	0	0	0	6,168
8	PT Axa Mandiri Financial Services	201,962	0	0	0	0	44,373	595,016	0	0	3,800,103	4,641,454
9	PT Asuransi CIGNA	253,116	1,503	281	0	0	111,567	205,116	0	0	64,219	635,802
10	PT CIMB Sun Life (d/h PT Commerce International)	58,835	16,133	0	0	0	13,729	17,972	0	0	922,654	1,029,323
11	PT Commonwealth Life (d/h PT Astra CMG Life)	161,150	128,102	5,467	0	0	4,551	35,156	0	0	0	334,426
12	PT Asuransi Jiwa Generali Indonesia (d/h PT A.J. Arta Mandiri Prima)	2,974	0	0	0	0	451	29,104	0	0	408,892	441,422
13	PT Great Eastern Life Indonesia	4,759	19,058	0	0	0	570	4,055	0	0	560,896	589,338
14	PT Tokio Marine Life Ins Indonesia (d/h MAA Life Assurance)	4,613	67	774	0	0	8	18	0	0	4,034	9,514
15	PT Asuransi Jiwa Manulife Indonesia	33,050	413,256	828,739	0	0	10,200	266,294	0	0	5,885,638	7,437,177
16	PT Prudential Life Assurance	136,600	107,399	20,123	0	0	1,351	15,276	0	0	17,785,966	18,066,715
17	PT Asuransi Jiwa Sinar Mas MSIG	72,628	16,193,154	10,120	0	0	2,781	77,068	0	0	1,872,493	18,228,244
18	PT Sun Life Financial Indonesia	3,991	111,495	29,245	0	0	4,351	34,376	0	0	392,697	576,156
19	PT Zurich Topas Life (d/h PT Mayapada Life)	1,131	0	0	0	0	419	0	0	0	5,055	6,604
<b>JUMLAH / SUB TOTAL</b>		<b>4,906,630</b>	<b>18,017,742</b>	<b>1,015,179</b>	<b>0</b>	<b>0</b>	<b>269,472</b>	<b>2,789,826</b>	<b>0</b>	<b>0</b>	<b>78,580,536</b>	<b>105,579,366</b>
<b>JUMLAH KESELURUHAN / GRAND TOTAL</b>		<b>7,494,244</b>	<b>31,473,846</b>	<b>1,248,184</b>	<b>398,533</b>	<b>852,747</b>	<b>328,137</b>	<b>3,805,374</b>	<b>1,894,906</b>	<b>84,676,851</b>	<b>132,172,821</b>	

Catatan (Notes) :

\*) Tidak Menampilkan Laporan Tahunan

Have Not Submitted Annual Report

\*\*) Pemberian izin usaha di akhir tahun 2012.

New license at the end 2012

TABEL : 3.12.3  
LAPORAN ASUMSI BIAYA PER CABANG ASURANSI TAHUN 2012  
LOADING ASSUMPTION REPORT PER LINE OF BUSINESS YEAR 2012  
Per 31 Desember 2012  
Year ended December 31, 2012

Dalam jutaan rupiah  
In million rupiah

NO.	NAMA PERUSAHAAN NAME OF COMPANY	ASURANSI KEMATIAN TERM INSURANCE	DWIGUNA ENDOWMENT	SEUMUR HIDUP WHOLE LIFE	ANUITAS ANNUITY	ANUITAS UMUM ANNUITY	DANA PENSUN PENSION	KECELAKAAN DIRI PERSONAL ACCIDENT	KESEHATAN HEALTH	PRODUK LAIN OTHER PRODUCT	PRODUK INVESTASI INVESTMENT PRODUCTS	JUMLAH TOTAL
<b>SWASTA NASIONAL / PRIVATE :</b>												
1	PT Asuransi Jiwa Adisarama Wanaantia	11	278.871	0	0	0	63	3	4.102	0	0	283.050
2	PT Asuransi Jiwa Bakrie*)	0	0	0	0	0	0	0	0	0	0	0
3	PT BNI Life Insurance	98.714	18.768	3.080	2.518	162	802	110.158	0	0	123.656	358.859
4	PT Asuransi Jiwa Brngin Jiwa Sejahtera	70.463	17.605	1.046	10.228	0	34	8.797	0	0	92	110.670
5	PT Asuransi Jiwa Bumi Asih Jaya	4.34	26.399	949	10.528	0	34	1.519	0	0	39.555	39.555
6	Asuransi Jiwa Bersama Bumiputera 1912	107.889	966.584	30.883	130.092	0	2.224	19.417	0	0	301	1.257.190
7	PT Asuransi Jiwa Central Asia Raya	33.175	3.953	2.424	22	0	942	62.894	0	0	56.105	159.516
8	PT Equity Life Indonesia	10.738	16.010	1.656	0	0	1.275	46.187	0	0	10.927	86.792
9	PT Heksa Eka Life Insurance	110.920	0	0	0	0	128	0	0	0	0	111.048
10	PT Indofie Pensiontama	0	23.270	7	0	0	0	0	0	0	0	23.277
11	PT Asuransi Jiwa InHealth Indonesia	7.27	44	0	0	0	120	0	0	0	0	891
12	PT Asuransi Jiwasraya (Pesero)	62.138	26.456	0	2.269	54.603	3.227	4.607	39.266	82.751	275.317	275.317
13	PT Asuransi Kesana Life (dih PT A.J. Mira Life)	13.941	1.281	0	0	0	777	4.169	0	0	76	20.243
14	PT Asuransi Jiwa Mega Life	32	1.171	120	0	0	368	1.728	0	0	96.619	100.837
15	PT MNC Life Assurance (dih PT UOB Life Sum Assurance)	16.803	288	33	0	0	2.447	12.399	0	0	3.985	35.955
16	PT Multicoor Life Insurance	1.778	0	0	0	0	218	0	0	0	0	1.996
17	PT Asuransi Jiwa Nusantara	0	15	0	0	0	231	4.735	0	0	0	4.981
18	PT Panin Life (dih PT Panin Anugrah Life)	1.452	89.135	216	0	0	0	7	0	111.366	182.175	182.175
19	PT Pasaraya Life Insurance	1.859	0	0	0	0	0	0	0	0	1.859	1.859
20	PT Asuransi Jiwa Recapital	5.120	470	7	0	0	137	22.829	0	620	0	29.184
21	PT Asuransi Jiwa Sequis Finansial	18.718	6.657	2.309	0	0	160	186	0	0	0	28.030
22	PT Asuransi Jiwa Sequis Life	4.882	85.709	41.167	0	0	55	600	0	370.899	503.322	503.322
23	PT Asuransi Jiwa Tugu Mandiri	1.968	13.937	1	0	0	151	42.775	0	497	0	59.330
24	PT Asuransi Jiwa Mega Indonesia	0	0	0	0	0	0	0	0	0	0	0
25	PT Asuransi Jiwa Reliance 'new	0	0	0	0	0	0	0	0	0	0	0
<b>JUMLAH / SUB TOTAL</b>		<b>562.770</b>	<b>1.586.623</b>	<b>83.297</b>	<b>158.198</b>	<b>54.828</b>	<b>13.300</b>	<b>347.109</b>	<b>39.266</b>	<b>857.894</b>	<b>3.673.285</b>	
<b>PATANGAN / JOINT VENTURE :</b>												
1	PT Aca Life Assurance (dih PT A.J. Bhumi Artha Reksatama)	53.976.20	144.09	210.33	0.00	0.00	0.00	3.626.00	0.00	160.985.02	218.951.64	218.951.64
2	PT AIA Financial (dih PT AIG Life)	161.876.00	126.059.00	44.426.00	0.00	0.00	65.705.00	125.264.00	0.00	1.482.729.00	1.986.059.00	1.986.059.00
3	PT Asuransi Allianz Life Indonesia	158.025.00	1.552.00	12.00	0.00	0.00	0.00	45.833.00	0.00	831.414.55	1.036.974.55	1.036.974.55
4	PT Asuransi Aviva Indonesia (dih PT Winterthur Life Indonesia)	5.744.72	25.62	0.00	0.00	0.00	502.47	146.833.24	0.00	0.00	155.106.05	155.106.05
5	PT Avist Assurance (dih PT Asuransi AIA Indonesia)	61.786.55	35.237.28	15.485.34	0.00	0.00	12.015.59	106.191.38	0.00	212.613.04	443.329.18	443.329.18
6	PT Axa Financial Indonesia	10.691.98	4.002.65	3.652.53	0.00	0.00	2.212.88	20.092.53	0.00	136.156.64	176.709.22	176.709.22
7	PT Axa Life Indonesia	121.43	0.00	0.00	0.00	0.00	0.00	1.050.57	0.00	0.00	1.172.00	1.172.00
8	PT Axa Mandiri Financial Services	119.483.00	0.00	0.00	0.00	0.00	2.150.00	156.377.00	0.00	797.988.56	1.076.018.56	1.076.018.56
9	PT Asuransi CIGNA	203.918.00	686.50	437.00	0.00	0.00	143.563.00	179.805.00	0.00	29.907.00	558.316.50	558.316.50
10	PT CIMB Sun Life (dih PT Commerce International)	34.530.71	8.140.63	0.00	0.00	0.00	12.273.44	21.890.66	0.00	73.687.08	150.562.51	150.562.51
11	PT Comptonwealth Life (dih PT Astra CMG Life)	65.004.96	166.378.48	6.786.86	0.00	0.00	12.931.81	21.978.89	0.00	0.00	273.080.99	273.080.99
12	PT Asuransi Jiwa Generali Indonesia (dih PT A.J. Arta Mandiri Prima)	4.101.17	0.00	0.00	0.00	0.00	154.93	5.282.84	0.00	150.989.22	160.497.26	160.497.26
13	PT Great Eastern Life Indonesia	64.060.72	285.068.82	0.00	0.00	0.00	7.116.58	52.705.32	0.00	181.584.42	570.553.85	570.553.85
14	PT Tokio Marine Life Ins Indonesia (dih MAA Life Assurance)	1.329.80	55.91	167.95	0.00	0.00	2.47	9.16	0.00	516.42	2.081.72	2.081.72
15	PT Asuransi Jiwa Manulife Indonesia	21.400.36	279.470.00	708.850.00	676.00	0.00	4.930.00	178.555.00	0.00	527.011.66	1.720.893.02	1.720.893.02
16	PT Prudential Life Assurance	254.432.92	72.089.98	16.253.90	0.00	0.00	890.00	10.062.20	0.00	4.983.901.14	5.337.630.14	5.337.630.14
17	PT Asuransi Jiwa Shar Mas MSIG	38.509.78	470.950.72	2.234.96	0.00	0.00	1.012.31	22.045.14	0.00	66.716.57	601.469.48	601.469.48
18	PT Sun Life Financial Indonesia	5.085.96	88.544.57	26.328.58	0.00	0.00	4.245.98	38.590.13	0.00	210.064.72	372.859.94	372.859.94
19	PT Zurich Topas Life (dih PT Mayapada Life)	569.96	0.00	0.00	0.00	0.00	203.25	0.00	0.00	3.337.41	4.110.62	4.110.62
<b>JUMLAH / SUB TOTAL</b>		<b>1.264.659.22</b>	<b>1.518.386.24</b>	<b>824.854.47</b>	<b>676.00</b>	<b>0.00</b>	<b>269.938.72</b>	<b>1.136.230.15</b>	<b>0.00</b>	<b>9.829.649.43</b>	<b>14.844.406.23</b>	
<b>JUMLAH KESELURUHAN / GRAND TOTAL</b>		<b>1.827.429.23</b>	<b>3.075.021.41</b>	<b>908.151.73</b>	<b>158.873.72</b>	<b>54.827.68</b>	<b>283.236.96</b>	<b>1.483.339.34</b>	<b>39.266.88</b>	<b>10.687.542.95</b>	<b>18.517.890.90</b>	

Catatan (Notes) :

\*) Tidak Menampilkan Laporan Tahunan  
Have Not Submitted Annual Report

\*\*\*) Pemberian izin usaha di akhir tahun 2012

**Perusahaan Asuransi Jiwa**  
Life Insurance Companies

TABEL : 3.12.4

**LAPORAN PREMI TAHUN 2012**  
**PREMIUM REPORT YEAR 2012**  
**Per 31 Desember 2012**  
Year ended December 31, 2012

Dalam jutaan rupiah  
In million rupiah

NO.	NAMA PERUSAHAAN NAME OF COMPANY	UNSUR PREMI MURNI NET PREMIUMS	UNSUR PREMI LAINNYA LOADING AND OTHER (ACTUAL)	UNSUR PREMI LAINNYA LOADING AND OTHER (ASSUMPTION)	PREMI GROSS PREMIUMS
(1)	(2)	(3)	(4)	(5)	(6)
<b>SWASTA NASIONAL / PRIVATE :</b>					
1	PT Asuransi Jiwa Adisarana Wanaartha	2,255,615	283,050	283,050	2,538,666
2	PT Asuransi Jiwa Bakrie*)	0	0	0	0
3	PT BNI Life Insurance	900,416	235,203	358,859	1,135,618
4	PT Asuransi Jiwa Bringin Jiwa Sejahtera	1,564,128	23,354	110,679	1,587,481
5	PT Asuransi Jiwa Bumi Asih Jaya	120,245	39,059	39,555	159,304
6	Asuransi Jiwa Bersama Bumiputera 1912	3,900,670	1,562,790	1,257,190	5,453,460
7	PT Asuransi Jiwa Central Asia Raya	445,244	175,621	159,516	620,865
8	PT Equity Life Indonesia	281,522	528,414	86,792	809,936
9	PT Heksa Eka Life Insurance	166,572	111,047	111,048	277,619
10	PT Indolife Pensiortama	5,220,762	1,058,996	23,277	6,279,759
11	PT Asuransi Jiwa InHealth Indonesia	2,233	891	891	3,123
12	PT Asuransi Jiwasraya (Persero)	4,261,628	913,007	275,317	5,174,635
13	PT Asuransi Kresna Life (d/h PT A. J. Mira Life)	142,856	18,891	20,243	161,747
14	PT Asuransi Jiwa Mega Life	3,727,048	(2,722)	100,037	3,724,326
15	PT MNC Life Assurance (d/h PT UOB Life Sun Assurance)	110,223	43,287	35,955	153,510
16	PT Multicor Life Insurance	11,981	3,274	1,996	15,255
17	PT Asuransi Jiwa Nusantara	17,260	5,092	4,981	22,352
18	PT Panin Life (d/h PT Panin Anugrah Life)	1,587,599	550,374	182,175	2,137,973
19	PT Pasaraya Life Insurance	7,435	1,859	1,859	9,293
20	PT Asuransi Jiwa Recapital	133,158	28,567	29,184	161,725
21	PT Asuransi Jiwa Sequis Financial	21,901	10,585	28,030	32,486
22	PT Asuransi Jiwa Sequis Life	1,484,050	186,272	503,322	1,670,322
23	PT Asuransi Jiwa Tugu Mandiri	230,890	68,682	59,330	299,572
24	PT Asuransi Jiwa Mega Indonesia	0	0	0	0
25	PT Asuransi Jiwa Reliance *new	0	0	0	0
<b>JUMLAH / SUB TOTAL</b>		<b>26,593,435</b>	<b>5,835,591</b>	<b>3,673,285</b>	<b>32,429,025</b>

NO.	NAMA PERUSAHAAN NAME OF COMPANY	UNSUR PREMI MURNI NET PREMIUMS	UNSUR PREMI LAINNYA LOADING AND OTHER (ACTUAL)	UNSUR PREMI LAINNYA LOADING AND OTHER (ASSUMPTION)	PREMI GROSS PREMIUMS
(1)	(2)	(3)	(4)	(5)	(6)
<b>PATUNGAN / JOINT VENTURE :</b>					
1	PT Ace Life Assurance (dlh PT A.J. Bhumi Artha Reksatama)	481,787	49,869	218,952	531,656
2	PT AIA Financial (dlh PT AIG Life)	3,992,401	1,105,116	1,986,059	5,097,517
3	PT Asuransi Allianz Life Indonesia	47,074,012	205,559	1,036,975	47,279,571
4	PT Asuransi Aviva Indonesia (dlh PT Winterthur Life Indonesia)	625,471	67,561	153,106	693,032
5	PT Avrist Assurance (dlh PT Asuransi AIA Indonesia)	1,090,202	168,515	443,329	1,258,717
6	PT Axa Financial Indonesia	313,171	901,320	176,709	1,214,490
7	PT Axa Life Indonesia	6,168	1,172	1,172	7,340
8	PT Axa Mandiri Financial Services	4,641,454	1,028,920	1,076,019	5,670,374
9	PT Asuransi CIGNA	635,802	360,785	558,317	996,587
10	PT CIMB Sun Life (dlh PT Commerce International)	1,029,323	71,886	150,563	1,101,209
11	PT Commonwealth Life (dlh PT Astra CMG Life )	334,426	51,892	273,081	386,318
12	PT Asuransi Jiwa Generali Indonesia (dlh PT A.J. Arta Mandiri Prima)	441,422	202,582	160,497	644,004
13	PT Great Eastern Life Indonesia	589,338	12,189	570,584	601,528
14	PT Tokio Marine Life Ins Indonesia (dlh MAA Life Assurance)	9,514	2,777	2,082	12,291
15	PT Asuransi Jiwa Manulife Indonesia	7,437,177	976,792	1,720,893	8,413,969
16	PT Prudential Life Assurance	18,066,715	70,187	5,337,630	18,136,902
17	PT Asuransi Jiwa Sinar Mas MSIG	18,228,244	569,686	601,469	18,797,930
18	PT Sun Life Financial Indonesia	576,156	140,092	372,860	716,248
19	PT Zurich Topas Life (dlh PT Mayapada Life)	6,604	773	4,111	7,377
<b>JUMLAH / SUB TOTAL</b>		<b>105,579,386</b>	<b>5,987,673</b>	<b>14,844,406</b>	<b>111,567,059</b>
<b>JUMLAH KESELURUHAN / GRAND TOTAL</b>		<b>132,172,821</b>	<b>11,823,264</b>	<b>18,517,691</b>	<b>143,996,085</b>

Catatan (Notes) :

\*) Tidak Menyampaikan Laporan Tahunan

Have Not Submitted Annual Report

\*\*) Pemberian izin usaha di akhir tahun 2012

New license at the end 2012



TABEL : 3.13.1  
CADANGAN PREMI PER 31 DESEMBER 2012  
PREMIUM RESERVE AS AT DECEMBER 31, 2012

Per 31 Desember 2012  
Year ended December 31, 2012

\*\*\*) Dim. ribuan \*\*\*\*) Dim. jutaan rupiah  
\*\*\*\*) In thousand \*\*\*\*\*) In million rupiah

NO.	NAMA PERUSAHAAN NAME OF COMPANY	US \$\$\$	VALAS LAIN OTHER CURRENCY***)	RUPIAH Rp ****)	JUML. DLM. RP. TOTAL Rp ****) (3+4+5)	CAD. PREMI TAHUN LALU PREVIOUS PR. Rp ****)	KENAIKAN INCREASE Rp ****) (6-7)
(1)	(2)	(3)	(4)	(5)	(6)	(7)	(8)
<b>SWASTA NASIONAL / PRIVATE :</b>							
1	PT Asuransi Jiwa Adisarana Wanaartha	5,022.90	0.00	1,903,547.23	1,952,118.72	1,890,049.63	62,069.09
2	PT Asuransi Jiwa Bakrie	0.00	0.00	0.00	0.00	356,150.28	(356,150.28)
3	PT BNI Life Insurance	18,563.36	0.00	1,462,901.03	1,642,408.74	1,033,212.97	609,195.77
4	PT Asuransi Jiwa Brinjin Jiwa Selahtera	1,734.44	0.00	2,519,040.77	2,535,812.78	1,790,029.86	745,782.92
5	PT Asuransi Jiwa Bumi Asih Jaya	5,656.05	0.00	1,107,969.49	1,162,563.49	1,154,804.21	7,759.29
6	Asuransi Jiwa Bersama Bumiputera 1912	133,565.84	54,487.81	20,916,437.76	22,262,507.28	20,161,913.50	2,100,593.78
7	PT Asuransi Jiwa Central Asia Raya	24,574.82	0.00	1,304,673.93	1,942,312.44	2,014,998.69	(472,686.25)
8	PT Equity Life Indonesia	24,106.27	0.00	1,251,812.28	1,484,919.88	1,973,717.00	(488,797.11)
9	PT Heksa Eka Life Insurance	0.00	0.00	175,488.00	175,488.00	93,745.02	81,742.98
10	PT Indolife Pensiortama	41,351.54	0.00	7,136,690.27	7,536,559.64	6,070,635.31	1,465,924.32
11	PT Asuransi Jiwa In-Health Indonesia	0.00	0.00	1,263.75	1,263.75	1,129.23	134.52
12	PT Asuransi Jiwasraya (Perseo)	76,953.37	259,890.03	13,566,023.41	14,570,052.56	12,965,616.91	1,564,435.65
13	PT Asuransi Kresna Life (dih PT A.J. Mira Life)	3,514.73	0.00	86,414.11	120,401.52	46,481.35	73,920.17
14	PT Asuransi Jiwa Mega Life	3,172.46	0.00	1,253,768.01	1,284,445.67	2,553,175.14	(1,268,729.47)
15	PT MNC Life Assurance (dih PT UOB Life Sun Assurance)	7,231,386.53	0.00	63,875.34	69,991,383.10	35,667.13	69,955,715.97
16	PT Multicor Life Insurance	0.00	0.00	104.50	104.50	7,214.96	(7,110.46)
17	PT Asuransi Jiwa Nusantara	0.00	0.00	136,211.11	136,211.11	167,339.83	(31,128.72)
18	PT Panin Life (dih PT Panin Anugrah Life)	23,189.89	0.00	1,989,400.83	2,213,637.42	3,027,279.86	(813,642.44)
19	PT Pasaraya Life Insurance	0.00	0.00	18,676.14	18,676.14	27,410.64	(8,734.50)
20	PT Asuransi Jiwa Recapital	0.00	0.00	39,741.66	39,741.66	32,001.77	7,739.89
21	PT Asuransi Jiwa Sequis Financial	3,132.53	0.00	149,737.90	180,029.51	176,902.96	3,126.55
22	PT Asuransi Jiwa Sequis Life	128,309.62	0.00	1,760,558.00	3,001,312.00	5,774,868	(2,773,556.21)
23	PT Asuransi Jiwa Tugu Mandiri	3,943.40	0.00	342,882.17	381,014.85	266,263.69	114,751.16
24	PT Asuransi Jiwa Mega Indonesia	0.00	0.00	0.00	0.00	0.00	0.00
25	PT Asuransi Jiwa Reliance **)	0.00	0.00	0.00	0.00	0.00	0.00
<b>JUMLAH / SUB TOTAL</b>		<b>7,728,176.76</b>	<b>314,377.84</b>	<b>57,187,117.70</b>	<b>132,232,964.76</b>	<b>61,640,608.14</b>	<b>70,592,356.62</b>
<b>PATUNGAN / JOINT VENTURE :</b>							
1	PT Ace Life Assurance (dih PT A.J. Bhumi Artha Reksatama)	179.73	0.00	319,436.25	321,174.27	195,674.73	125,499.54
2	PT AIA Financial (dih PT AIG Life)	73,416.67	0.00	17,514,122.94	18,224,062.10	16,666,095.58	1,557,966.52
3	PT Asuransi Allianz Life Indonesia	17,514.99	0.00	4,347,638.00	4,517,008.00	12,109,728.65	(7,592,720.65)
4	PT Asuransi Aviva Indonesia (dih PT Winterthur Life Indonesia)	1,049.05	0.00	87,210.65	97,364.98	77,028.83	20,336.15
5	PT Avist Assurance (dih PT Asuransi AIA, Indonesia)	206,560.77	0.00	4,973,546.69	6,970,989.38	7,197,822.60	(226,833.23)
6	PT Axa Financial Indonesia	57,985.23	0.00	3,328,934.34	3,887,651.73	2,144,800.40	1,742,851.33
7	PT Axa Life Indonesia	0.00	0.00	6,582.04	6,582.04	1,279,050.95	(1,272,468.91)
8	PT Axa Mandiri Financial Services	3,766.20	0.00	11,016,567.00	11,053,005.47	8,730,653.20	2,322,352.26
9	PT Asuransi CIGNA	25,262.63	0.00	517,731.00	762,020.63	681,315.73	80,704.90
10	PT CIMB Sun Life (dih PT Commerce International)	0.00	0.00	1,647,983.55	1,647,983.55	966,877.28	681,106.27
11	PT Commonwealth Life (dih PT Astra CMG Life)	38,177.40	0.00	3,509,371.72	3,875,547.18	3,117,411.16	761,136.02
12	PT Asuransi Jiwa Generali Indonesia (dih PT A.J. Aria Mandiri Prima)	0.00	0.00	488,459.79	488,459.79	228,111.20	260,348.59
13	PT Great Eastern Life Indonesia	26,708.17	0.00	1,051,878.33	1,310,146.32	1,308,814.17	1,332.15
14	PT Tokio Marine Life Ins Indonesia (dih MAA Life Assurance)	415.59	456.52	31,727.79	36,203.06	51,632.03	(15,328.97)
15	PT Asuransi Jiwa Manulife Indonesia	615,653.12	0.00	16,720,691.75	22,686,966.42	18,041,542.15	4,645,418.27
16	PT Prudential Life Assurance	13,642.52	0.00	29,950,600.15	30,101,863.34	23,340,416.80	6,761,446.54
17	PT Asuransi Jiwa Sinar Mas MSIG	10,047.23	85.27	8,987,126.44	9,956,246.33	12,239,741.34	(2,281,495.01)
18	PT Sun Life Financial Indonesia	66,647.70	0.00	3,048,915.13	3,693,398.39	3,963,681.02	129,717.37
19	PT Zurich Topas Life (dih PT Mayapada Life)	0.00	0.00	1,071.56	1,071.56	2,258,073.52	(2,257,001.96)
<b>JUMLAH / SUB TOTAL</b>		<b>1,249,699.01</b>	<b>541.79</b>	<b>107,657,596.31</b>	<b>119,642,726.52</b>	<b>114,198,371.15</b>	<b>5,444,355.37</b>
<b>JUMLAH KESELURUHAN / GRAND TOTAL</b>		<b>8,977,875.77</b>	<b>314,919.62</b>	<b>164,744,713.01</b>	<b>251,875,691.28</b>	<b>175,838,979.29</b>	<b>76,036,711.99</b>

Catatan (Notes) :

\*) Tidak Menyampaikan Laporan Tahunan  
Have Not Submitted Annual Report  
\*\*) Pemberian izin usaha di akhir tahun 2012  
New license at the end 2012

TABEL : 3.13.2  
CADANGAN ATAS PREMI YANG BELUM MERUPAKAN PENDAPATAN (CAP/BMP)  
UNEARNED PREMIUM RESERVE (UPR)

Per 31 Desember 2012  
Year ended December 31, 2012

\*\*\*\*) Dim. ribuan \*\*\*\*)  
\*\*\*\*) Dim. jutaan rupiah

NO.	NAMA PERUSAHAAN NAME OF COMPANY	US \$****	VALAS LAIN OTHER CURRENCY****)	RUPIAH Rp ****)	JUML. DLM. RP. TOTAL UPR Rp ****) (3+4+5)	CAP. BMP TAHUN LALU PREVIOUS UPR Rp ****)	KENAIKAN INCREASE Rp ****) (6-7)
(1)	(2)	(3)	(4)	(5)	(6)	(7)	(8)
<b>SWASTA NASIONAL / PRIVATE :</b>							
1	PT Asuransi Jiwa Adisarana Wanaartha	0.00	0.00	10,454.96	10,454.96	5,426.94	5,028.02
2	PT Asuransi Jiwa Bakrie	0.00	0.00	0.00	0.00	239.67	(239.67)
3	PT BNI Life Insurance	0.71	0.00	121,187.47	121,194.36	67,202.05	53,992.31
4	PT Asuransi Jiwa Brimgin Jiwa Sejahtera	0.00	0.00	43,552.41	43,552.41	38,691.37	4,861.04
5	PT Asuransi Jiwa Bumi Asih Jaya	0.00	0.00	2,428.85	2,428.85	3,412.56	(983.71)
6	Asuransi Jiwa Bersama Bumiputera 1912	6.44	0.00	19,204.74	19,266.99	10,207.21	9,059.78
7	PT Asuransi Jiwa Central Asia Raya	0.00	0.00	83,004.51	83,004.51	96,318.28	(13,313.78)
8	PT Equily Life Indonesia	55.37	0.00	126,920.76	127,456.19	75,844.52	51,611.66
9	PT Feksa Eka Life Insurance	0.00	0.00	93.24	93.24	1,391.59	(1,298.35)
10	PT Indolife Pensionama	0.00	0.00	517.15	517.15	0.00	517.15
11	PT Asuransi Jiwa InHealth Indonesia	0.00	0.00	484,442.44	484,442.44	175,029.29	309,413.15
12	PT Asuransi Jiwasraya (Persero)	900.68	0.00	73,267.88	81,977.48	24,173.66	57,803.82
13	PT Asuransi Kresna Life (d/h PT A.J. Mira Life)	0.52	0.00	7,143.44	7,143.44	3,149.72	3,993.71
14	PT Asuransi Jiwa Mega Life	0.00	0.00	14,228.31	14,228.31	9,521.98	4,706.33
15	PT MNC Life Assurance (d/h PT UOB Life Sun Assurance)	0.00	0.00	5,963.62	5,963.62	1,77.19	5,786.43
16	PT Multicoor Life Insurance	0.00	0.00	2,193.02	2,193.02	987.30	1,205.72
17	PT Asuransi Jiwa Nusantara	0.00	0.00	2,462.50	2,462.50	10,250.49	(7,787.99)
18	PT Panin Life (d/h PT Panin Anugrah Life)	42.91	0.00	7,663.04	8,077.98	6,598.00	1,479.98
19	PT Pasabaya Life Insurance	6.01	0.00	0.00	0.00	2.46	(2.46)
20	PT Asuransi Jiwa Receptal	5.26	0.00	44,573.94	44,824.81	44,734.27	(109.54)
21	PT Asuransi Jiwa Segulus Financial	65.71	0.00	3,981.70	4,549.41	3,910.43	1,038.98
22	PT Asuransi Jiwa Segulus Life	134.02	0.00	172,737.00	174,033.00	138,363.63	35,669.37
23	PT Asuransi Jiwa Tugu Mandiri	3,306.80	0.00	43,213.13	75,189.92	22,398.56	52,791.36
24	PT Asuransi Jiwa Mega Indonesia	0.00	0.00	0.00	0.00	0.00	0.00
25	PT Asuransi Jiwa Reliance **)	0.00	0.00	0.00	0.00	0.00	0.00
<b>JUMLAH / SUB TOTAL</b>		<b>4,511.42</b>	<b>0.00</b>	<b>1,269,229.12</b>	<b>1,312,854.57</b>	<b>737,620.36</b>	<b>575,234.21</b>
<b>PATUNGAN / JOINT VENTURE :</b>							
1	PT Ace Life Assurance (d/h PT A.J. Bumi Artha Reksalama)	0.00	0.00	44,252.94	44,252.94	26,568.47	17,684.47
2	PT AIA Financial (d/h PT AIG Life)	461.44	0.00	166,455.00	170,917.08	228,917.64	(58,000.56)
3	PT Asuransi Allianz Life Indonesia	992.16	0.00	900,948.96	510,942.72	393,636.45	116,906.27
4	PT Asuransi Aviva Indonesia (d/h PT Wirtthur Life Indonesia)	168.01	0.00	141,135.35	142,760.03	221,354.51	(78,594.48)
5	PT Avrist Assurance (d/h PT Asuransi AIA Indonesia)	273.47	0.00	161,539.65	164,184.08	109,162.81	55,021.26
6	PT Axa Financial Indonesia	914.77	0.00	114,090.08	122,935.93	117,400.27	5,535.65
7	PT Axa Life Indonesia	0.00	0.00	792.03	792.03	31,784.02	(30,991.99)
8	PT Axa Mandiri Financial Services	433.51	0.00	436,336.00	440,528.00	300,713.59	139,814.41
9	PT Asuransi CIGNA	10.55	0.00	226,440.00	226,542.00	25,747.77	200,794.23
10	PT CIMB Sun Life (d/h PT Commerce International)	14.21	0.00	8,421.63	8,559.04	10,312.11	(1,753.07)
11	PT Commonwealth Life (d/h PT Asira CMG Life)	38,247.88	0.00	27,468.02	397,325.02	407,998.45	(10,673.43)
12	PT Asuransi Jiwa Generali Indonesia (d/h PT A.J. Arta Mandiri Prima)	0.29	0.00	10,248.15	10,250.92	5,966.60	4,284.32
13	PT Great Eastern Life Indonesia	192.48	0.00	27,502.99	28,977.49	24,863.32	4,114.17
14	PT Tokio Marine Life Ins Indonesia (d/h MAA Life Assurance)	0.15	0.00	693.72	695.15	3,953.09	(2,857.94)
15	PT Asuransi Jiwa Manulife Indonesia	1,365.36	0.00	285,903.45	299,106.49	269,243.05	29,863.44
16	PT Prudential Life Assurance	108.81	0.00	180,737.98	181,790.17	138,040.46	43,749.71
17	PT Asuransi Jiwa Shar Maas MSIG	27.78	0.00	45,242.21	45,510.81	33,082.95	12,427.86
18	PT Sun Life Financial Indonesia	77.19	0.00	70,653.85	71,400.24	66,272.45	5,127.79
19	PT Zurich Topas Life (d/h PT Mayapada Life)	0.00	0.00	143.23	143.23	1,840.86	(1,697.63)
<b>JUMLAH / SUB TOTAL</b>		<b>43,248.04</b>	<b>0.00</b>	<b>2,449,004.85</b>	<b>2,867,213.36</b>	<b>2,416,155.87</b>	<b>451,057.49</b>
<b>JUMLAH KESELURUHAN</b>		<b>47,759.46</b>	<b>0.00</b>	<b>3,718,233.97</b>	<b>4,180,067.94</b>	<b>3,153,779.23</b>	<b>1,026,288.70</b>

Catatan (Notes) :

\*) Tidak Menyampaikan Laporan Tahunan  
Have Not Submitted Annual Report  
\*\*) Pembaruan izin usaha di akhir tahun 2012  
New license at the end 2012

TABEL : 3.14 / TABLE : 3.14  
**JUMLAH TERTANGGUNG DAN UANG PERTANGGUNGAN TAHUN 2008 - 2012**  
NUMBER OF INSURED AND SUM INSURED YEARS 2008 - 2012

Cabang Asuransi Plan	2008			2009			2010			2011			2012		
	Jumlah Tertanggung Number of Insured	J.U.P.#) Sum Insured (Rp M /B)	Jumlah Tertanggung Number of Insured	J.U.P.#) Sum Insured (Rp M /B)	Jumlah Tertanggung Number of Insured	J.U.P.#) Sum Insured (Rp M /B)	Jumlah Tertanggung Number of Insured	J.U.P.#) Sum Insured (Rp M /B)	Jumlah Tertanggung Number of Insured	J.U.P.#) Sum Insured (Rp M /B)	Jumlah Tertanggung Number of Insured	J.U.P.#) Sum Insured (Rp M /B)	Jumlah Tertanggung Number of Insured	J.U.P.#) Sum Insured (Rp M /B)	
<b>Kematian *)</b> <b>Term Insurance</b>	27,726,429.9	413,323.4	22,989,619.7	520,351.7	21,202,171.5	677,028.0	18,349,620.5	710,863,110.0	27,645,857.5	1,012,093,059.1					
<b>Dwiguna **)</b> <b>Endowment</b>	4,882,792.4	99,396.0	5,129,194.0	109,719.0	4,281,947.7	99,703.8	6,704,967.9	333,819,852.2	6,735,114.6	345,497,887.5					
<b>Saumur Hidup ***)</b> <b>Whole life</b>	556,470.4	71,542.0	543,634.0	71,096.6	533,978.0	71,005.4	522,262.5	83,946,988.7	516,375.6	79,437,449.2					
<b>Anuitas Umum</b> <b>Annuity</b>	482,767.0	10,289.1	495,120.7	11,869.9	462,051.0	13,805.2	436,288.7	15,659,157.2	332,629.0	8,196,640.3					
<b>Anuitas Dana Pensiun</b> <b>Pension Annuity</b>	28,198.5	347.7	32,286.0	433.5	32,435.0	422.9	31,986.0	458,982.8	31,257.0	508,756.4					
<b>Kecelakaan Diri</b> <b>Personal Accident</b>	4,828,151.0	283,935.5	2,885,342.0	293,097.5	2,118,469.0	300,066.0	1,756,374.7	327,361,810.6	2,309,999.0	371,230,405.7					
<b>Kesehatan</b> <b>Health</b>	2,647,480.0	96,519.8	3,710,870.0	81,650.4	2,479,505.2	117,136.3	2,384,617.3	116,204,617.7	4,486,500.0	138,781,825.1					
<b>Produk Non-Tradisional</b> <b>Non-Traditional Products</b> <b>(Investment Linked Product)</b>	1,980,490.0	232,210.5	2,482,699.0	287,749.0	3,143,637.0	372,758.4	3,517,237.7	395,694,270.8	4,147,353.0	517,703,617.7					
<b>Produk Lain ****)</b> <b>Other Products</b>	277,995.0	4,187.9	328,356.0	2,675.6	309,834.0	3,008.7	155,957.7	12,015,175.7	285,403.0	7,348,981.2					
<b>Jumlah</b> <b>Total</b>	<b>43,410,774.1</b>	<b>1,211,751.9</b>	<b>38,597,121.4</b>	<b>1,378,643.2</b>	<b>34,564,028.4</b>	<b>1,654,934.7</b>	<b>33,859,313.0</b>	<b>1,996,023,965.4</b>	<b>46,490,488.8</b>	<b>2,480,798,622.4</b>					

\*) J.U.P. : Jumlah Uang Pertanggungan  
\*) Terdiri dari Ekawarsa dan Kematian Berjangka selain Ekawarsa (Term Insurance including One Year Term)  
\*\*) Terdiri dari Dwiguna dan Dwiguna Kombinasi (Consists of Endowment and Combined Endowment)  
\*\*\*) Terdiri dari Saumur Hidup dan Saumur Hidup Kombinasi (Consist of Whole Life and Combined Whole Life)  
\*\*\*\*) Terdapat Klasifikasi Produk Lain Sejak Tahun 2007 (There is Other Products Classification Since 2007)

**Perusahaan Asuransi Jiwa**  
Life Insurance Companies

TABEL : 3.15 / TABLE : 3.15  
PORTOFOLIO PER 31 DESEMBER 2012  
PORTFOLIO AS AT DECEMBER 31, 2012

Cabang Asuransi : Semua Cabang

\*\*\*) Dlm. jutaan rupiah

Plan : All Plans

\*\*\*) In million rupiah

NO.	NAMA PERUSAHAAN NAME OF COMPANY	PERT/PERORANGAN INDIVIDUAL		PERT/KUMPULAN GROUP		JUMLAH TOTAL	
		Jumlah Polis No Of Policies	Jml. Uang Pert*** Sum Insured	Jumlah Peserta No. Insured	Jml. Uang Pert*** Sum Insured	Polis/Peserta Policies/Insured	Jml. Uang Pert*** Sum Insured
(1)	(2)	(3)	(4)	(5)	(6)	(7)	(8)
<b>SWASTA NASIONAL / PRIVATE :</b>							
1	PT Asuransi Jiwa Adisarana Wanaartha	7,658	1,651,691	197,624	651,031	205,282	2,302,722
2	PT Asuransi Jiwa Bakrie	0	0	6,533	108,818	6,533	108,818
3	PT BNI Life Insurance	85,504	10,133,168	1,347,083	27,668,368	1,432,587	37,801,536
4	PT Asuransi Jiwa Bringin Jiwa Sejahtera	60,129	994,869	8,192,909	168,965,885	8,253,038	169,960,754
5	PT Asuransi Jiwa Bumi Asih Jaya	112,724	1,355,573	370,404	2,348,558	483,128	3,704,131
6	Asuransi Jiwa Bersama Bumiputera 1912	2,164,817	37,587,444	2,498,850	59,477,533	4,663,667	97,064,977
7	PT Asuransi Jiwa Central Asia Raya	84,697	5,920,960	1,786,788	94,718,568	1,871,485	100,639,528
8	PT Equity Life Indonesia	61,169	4,509,640	342,412	39,848,254	403,581	44,357,894
9	PT Heksa Eka Life Insurance	0	0	1,130,942	63,875,219	1,130,942	63,875,219
10	PT Indolife Pensiortama	38,872	9,753,319	31,854	244,109	70,726	9,997,428
11	PT Asuransi Jiwa InHealth Indonesia	0	0	473,720	3,619,845	473,720	3,619,845
12	PT Asuransi Jiwasraya (Persero)	417,172	6,558,985	2,974,293	90,720,816	3,391,465	97,279,801
13	PT Asuransi Kresna Life (d/h PT A.J. Mira Life)	3,484	203,360	2,685,161	237,709,257	2,688,645	237,912,617
14	PT Asuransi Jiwa Mega Life	51,090	1,520,213	706,508	22,587,299	757,598	24,107,512
15	PT MNC Life Assurance (d/h PT UOB Life Sun Assurance)	30,141	1,276,440	74,913	3,334,875	105,054	4,611,315
16	PT Multicor Life Insurance	28	94	422,262	3,656,650	422,290	3,656,744
17	PT Asuransi Jiwa Nusantara	271	8,899	1,743,625	57,572,162	1,743,896	57,581,060
18	PT Panin Life (d/h PT Panin Anugrah Life)	97,947	12,008,582	161,465	15,900,612	259,412	27,909,194
19	PT Pasaraya Life Insurance	0	0	230,115	4,406,001	230,115	4,406,001
20	PT Asuransi Jiwa Recapital	2,374	89,800	1,183,326	17,816,174	1,185,700	17,905,973
21	PT Asuransi Jiwa Sequis Financial	6,955	554,035	13,480	1,435,972	20,435	1,990,007
22	PT Asuransi Jiwa Sequis Life	239,460	29,038,387	38,691	3,273,204	278,151	32,311,591
23	PT Asuransi Jiwa Tugu Mandiri	2,749	70,348	128,038	2,213,554	130,787	2,283,902
24	PT Asuransi Jiwa Mega Indonesia	0	0	0	-	0	0
25	PT Asuransi Jiwa Reliance **)	0	0	0	-	0	0
<b>JUMLAH / SUB TOTAL</b>		<b>3,467,241</b>	<b>123,235,806</b>	<b>26,740,996</b>	<b>922,152,764</b>	<b>30,208,237</b>	<b>1,045,388,570</b>
<b>PATUNGAN / JOINT VENTURE :</b>							
1	PT Ace Life Assurance (d/h PT A.J. Bhumi Artha Reksatama)	39,613	5,681,733	303,102	2,669,735	342,715	8,351,468
2	PT AIA Financial (d/h PT AIG Life)	625,295	86,665,532	438,680	66,759,415	1,063,975	153,424,947
3	PT Asuransi Allianz Life Indonesia	360,923	68,720,935	3,380,982	121,980,218	3,741,905	190,701,153
4	PT Asuransi Aviva Indonesia (d/h PT Winterthur Life Indonesia)	1,907	181,382	431,941	14,004,281	433,848	14,185,663
5	PT Avrist Assurance (d/h PT Asuransi AIA Indonesia)	152,254	13,879,382	1,183,495	48,914,661	1,335,749	62,794,043
6	PT Axa Financial Indonesia	132,419	20,934,847	230,187	3,042,079	362,606	23,976,926
7	PT Axa Life Indonesia	8,294	84,474	0	-	8,294	84,474
8	PT Axa Mandiri Financial Services	885,930	44,334,302	1,082,256	20,996,017	1,968,186	65,330,319
9	PT Asuransi CIGNA	879,455	87,774,077	68,396	524,587	947,851	88,298,664
10	PT CIMB Sun Life (d/h PT Commerce International)	48,489	4,239,986	8	25,681,200	48,497	29,921,186
11	PT Commonwealth Life (d/h PT Astra CMG Life)	187,973	24,891,105	427,977	44,429,298	615,950	69,320,403
12	PT Asuransi Jiwa Generali Indonesia (d/h PT A.J. Arta Mandiri Prima)	9,928	2,037,065	102,700	16,220,601	112,628	18,257,666
13	PT Great Eastern Life Indonesia	28,202	7,035,275	2,911	375,273	31,113	7,410,548
14	PT Tokio Marine Life Ins Indonesia (d/h MAA Life Assurance)	4,921	202,575	16,675	920,657	21,596	1,123,232
15	PT Asuransi Jiwa Manulife Indonesia	740,568	78,765,228	1,169,498	15,324,010	1,910,066	94,089,238
16	PT Prudential Life Assurance	2,123,328	533,686,378	549,089	6,514,780	2,672,417	540,201,158
17	PT Asuransi Jiwa Sinar Mas MSIG	167,363	12,413,803	292,259	30,228,201	459,622	42,642,005
18	PT Sun Life Financial Indonesia	188,151	23,407,334	9,009	515,998	197,160	23,923,332
19	PT Zurich Topas Life (d/h PT Mayapada Life)	1,931	856,332	6,143	517,296	8,074	1,373,628
<b>JUMLAH / SUB TOTAL</b>		<b>6,586,944</b>	<b>1,015,791,744</b>	<b>9,695,308</b>	<b>419,618,309</b>	<b>16,282,252</b>	<b>1,435,410,053</b>
<b>JUMLAH SELURUHNYA / GRAND TOTAL</b>		<b>10,054,185</b>	<b>1,139,027,550</b>	<b>36,436,304</b>	<b>1,341,771,073</b>	<b>46,490,489</b>	<b>2,480,798,622</b>

Catatan (Notes) :

\*) Tidak Menyampaikan Laporan Tahunan

Have Not Submitted Annual Report

\*\*\*) Pemberian izin usaha di akhir tahun 2012

New license at the end 2012

**Perusahaan Asuransi Jiwa**  
Life Insurance Companies

TABEL : 3.15.1 / TABLE : 3.15.1  
PORTOFOLIO PER 31 DESEMBER 2012  
PORTFOLIO AS AT DECEMBER 31, 2012

**Cabang Asuransi : Kematian Berjangka**

Plan : Term Insurance

\*\*\*) Dlm. jutaan rupiah

\*\*\*\*) In million rupiah

NO.	NAMA PERUSAHAAN NAME OF COMPANY	PERT/PERORANGAN INDIVIDUAL		PERT/KUMPULAN GROUP		JUMLAH TOTAL	
		Jumlah Polis	Jml. Uang Pert***)	Jumlah Peserta	Jml. Uang Pert***)	Polis/Peserta	Jml. Uang Pert***)
		No Of Policies	Sum Insured	No. Insured	Sum Insured	Policies/Insured	Sum Insured
(1)	(2)	(3)	(4)	(5)	(6)	(7)	(8)
<b>SWASTA NASIONAL / PRIVATE :</b>							
1	PT Asuransi Jiwa Adisarana Wanaartha	1,915	25,394	169,572	459,280	171,487	484,674
2	PT Asuransi Jiwa Bakrie	0	0	0	-	0	0
3	PT BNI Life Insurance	469	187,146	1,078,691	26,343,109	1,079,160	26,530,254
4	PT Asuransi Jiwa Brinjin Jiwa Sejahtera	3,148	400,792	6,385,890	162,390,979	6,389,038	162,791,771
5	PT Asuransi Jiwa Bumi Asih Jaya	678	9,798	148,406	1,624,095	149,084	1,633,893
6	Asuransi Jiwa Bersama Bumiputera 1912	247	28,577	2,333,687	58,157,692	2,333,934	58,186,269
7	PT Asuransi Jiwa Central Asia Raya	3,124	97,383	1,317,722	77,067,315	1,320,846	77,164,698
8	PT Equity Life Indonesia	789	43,506	114,141	5,031,794	114,930	5,075,300
9	PT Heksa Eka Life Insurance	0	0	1,127,455	63,806,585	1,127,455	63,806,585
10	PT Indolife Pensiantama	289	22,083	31,853	241,756	32,142	263,839
11	PT Asuransi Jiwa InHealth Indonesia	0	0	35	614,191	35	614,191
12	PT Asuransi Jiwasraya (Persero)	187	4,120	2,414,978	82,071,512	2,415,165	82,075,632
13	PT Asuransi Kresna Life (d/h PT A.J. Mira Life)	13	1,150	111	6,652,167	124	6,653,317
14	PT Asuransi Jiwa Mega Life	0	0	670,304	20,913,769	670,304	20,913,769
15	PT MNC Life Assurance (d/h PT UOB Life Sun Assurance)	4	975	39,021	3,295,870	39,025	3,296,845
16	PT Multicor Life Insurance	0	0	310,193	1,834,654	310,193	1,834,654
17	PT Asuransi Jiwa Nusantara	3	2,747	1,735,027	57,436,210	1,735,030	57,438,957
18	PT Panin Life (d/h PT Panin Anugrah Life)	6,701	1,137,727	159,565	15,864,662	166,266	17,002,389
19	PT Pasaraya Life Insurance	0	0	230,115	4,406,001	230,115	4,406,001
20	PT Asuransi Jiwa Recapital	64	11,093	1,137,359	17,752,152	1,137,423	17,763,244
21	PT Asuransi Jiwa Sequis Financial	3,522	278,692	13,480	1,435,972	17,002	1,714,663
22	PT Asuransi Jiwa Sequis Life	405	104,223	20,925	2,891,161	21,330	2,995,384
23	PT Asuransi Jiwa Tugu Mandiri	33	1,496	49,123	1,770,621	49,156	1,772,117
24	PT Asuransi Jiwa Mega Indonesia	0	0	0	-	0	0
25	PT Asuransi Jiwa Reliance **)	0	0	0	-	0	0
<b>JUMLAH / SUB TOTAL</b>		<b>21,591</b>	<b>2,356,901</b>	<b>19,487,653</b>	<b>612,061,548</b>	<b>19,509,244</b>	<b>614,418,448</b>
<b>PATUNGAN / JOINT VENTURE :</b>							
1	PT Ace Life Assurance (d/h PT A.J. Bhumi Artha Reksatama)	0	0	290,384	1,974,297	290,384	1,974,297
2	PT AIA Financial (d/h PT AIG Life)	6,288	17,449,171	274,128	58,086,184	280,416	75,535,355
3	PT Asuransi Allianz Life Indonesia	539	99,926	2,753,578	89,271,635	2,754,117	89,371,561
4	PT Asuransi Aviva Indonesia (d/h PT Winterthur Life Indonesia)	521	7,125	87,018	9,131,499	87,539	9,138,624
5	PT Avrist Assurance (d/h PT Asuransi AIA Indonesia)	477	54,349	677,286	39,284,187	677,763	39,338,536
6	PT Axa Financial Indonesia	828	281,224	197,072	2,190,486	197,900	2,471,710
7	PT Axa Life Indonesia	758	43,990	0	-	758	43,990
8	PT Axa Mandiri Financial Services	74,342	7,982,639	1,082,256	20,996,017	1,156,598	28,978,656
9	PT Asuransi CIGNA	599,940	32,747,120	68,356	524,146	668,296	33,271,266
10	PT CIMB Sun Life (d/h PT Commerce International)	0	0	6	17,211,714	6	17,211,714
11	PT Commonwealth Life (d/h PT Astra CMG Life)	7,673	421,994	246,571	28,927,959	254,244	29,349,953
12	PT Asuransi Jiwa Generali Indonesia (d/h PT A.J. Arta Mandiri Prim)	90	6,700	37,820	11,996,521	37,910	12,003,221
13	PT Great Eastern Life Indonesia	3,151	406,275	2,906	375,271	6,057	781,546
14	PT Tokio Marine Life Ins Indonesia (d/h MAA Life Assurance)	11	591	15,408	869,632	15,419	870,223
15	PT Asuransi Jiwa Manulife Indonesia	14,196	4,279,852	928,794	10,474,496	942,990	14,754,348
16	PT Prudential Life Assurance	22	5,704,363	519,804	3,875,643	519,826	9,580,007
17	PT Asuransi Jiwa Sinar Mas MSIG	51,346	646,170	175,223	29,895,073	226,569	30,541,242
18	PT Sun Life Financial Indonesia	4,012	1,300,958	9,009	515,998	13,021	1,816,956
19	PT Zurich Topas Life (d/h PT Mayapada Life)	657	124,109	6,143	517,296	6,800	641,405
<b>JUMLAH / SUB TOTAL</b>		<b>764,851</b>	<b>71,556,556</b>	<b>7,371,762</b>	<b>326,118,055</b>	<b>8,136,614</b>	<b>397,674,611</b>
<b>JUMLAH SELURUHNYA / GRAND TOTAL</b>		<b>786,442</b>	<b>73,913,457</b>	<b>26,859,415</b>	<b>938,179,602</b>	<b>27,645,858</b>	<b>1,012,093,059</b>

Catatan (Notes):

\*) Tidak Menyampaikan Laporan Tahunan

Have Not Submitted Annual Report

\*\*) Pemberian izin usaha di akhir tahun 2012

New license at the end 2012

**Perusahaan Asuransi Jiwa**  
Life Insurance Companies

TABEL : 3.15.2 / TABLE : 3.15.2  
PORTOFOLIO PER 31 DESEMBER 2012  
PORTFOLIO AS AT DECEMBER 31, 2012

Cabang Asuransi : Dwiguna  
Plan : Endowment

\*\*\*) Dlm. jutaan rupiah  
\*\*\*\*) In million rupiah

NO.	NAMA PERUSAHAAN NAME OF COMPANY	PERT/PERORANGAN INDIVIDUAL		PERT/KUMPULAN GROUP		JUMLAH TOTAL	
		Jumlah Polis No Of Policies	Jml. Uang Pert***) Sum Insured	Jumlah Peserta No. Insured	Jml. Uang Pert***) Sum Insured	Polis/Peserta Policies/Insured	Jml. Uang Pert***) Sum Insured
(1)	(2)	(3)	(4)	(5)	(6)	(7)	(8)
<b>SWASTA NASIONAL / PRIVATE :</b>							
1	PT Asuransi Jiwa Adisarana Wanaartha	5,463	1,594,889	0	-	5,463	1,594,889
2	PT Asuransi Jiwa Bakrie	0	0	6,533	108,818	6,533	108,818
3	PT BNI Life Insurance	13,572	704,237	10,862	419,471	24,434	1,123,708
4	PT Asuransi Jiwa Bringin Jiwa Sejahtera	34,790	412,783	7,426	308,154	42,216	720,937
5	PT Asuransi Jiwa Bumi Asih Jaya	70,215	802,856	162,446	489,928	232,661	1,292,784
6	Asuransi Jiwa Bersama Bumiputera 1912	2,093,836	33,008,074	527	30,704	2,094,363	33,038,778
7	PT Asuransi Jiwa Central Asia Raya	23,128	1,117,622	4,028	59,562	27,156	1,177,184
8	PT Equity Life Indonesia	15,164	494,389	0	-	15,164	494,389
9	PT Heksa Eka Life Insurance	0	0	0	-	0	0
10	PT Indolife Pensiontama	38,253	9,723,000	1	2,352	38,254	9,725,352
11	PT Asuransi Jiwa InHealth Indonesia	0	0	471,908	2,312,968	471,908	2,312,968
12	PT Asuransi Jiwasraya (Persero)	151,824	1,743,552	5	265	151,829	1,743,817
13	PT Asuransi Kresna Life (d/h PT A.J. Mira Life)	165	48,035	2,684,666	230,562,853	2,684,831	230,610,888
14	PT Asuransi Jiwa Mega Life	12,139	393,407	0	-	12,139	393,407
15	PT MNC Life Assurance (d/h PT UOB Life Sun Assurance)	552	18,163	0	-	552	18,163
16	PT Multicor Life Insurance	28	94	2,020	9,546	2,048	9,640
17	PT Asuransi Jiwa Nusantara	254	5,888	217	37,107	471	42,996
18	PT Panin Life (d/h PT Panin Anugrah Life)	41,078	2,498,913	0	-	41,078	2,498,913
19	PT Pasaraya Life Insurance	0	0	0	-	0	0
20	PT Asuransi Jiwa Recapital	1,269	28,731	18	877	1,287	29,608
21	PT Asuransi Jiwa Sequis Financial	2,218	93,497	0	-	2,218	93,497
22	PT Asuransi Jiwa Sequis Life	55,598	3,019,703	17,766	382,043	73,364	3,401,746
23	PT Asuransi Jiwa Tugu Mandiri	856	5,487	0	-	856	5,487
24	PT Asuransi Jiwa Mega Indonesia	0	0	0	-	0	0
25	PT Asuransi Jiwa Reliance **)	0	0	0	-	0	0
<b>JUMLAH / SUB TOTAL</b>		<b>2,560,402</b>	<b>55,713,321</b>	<b>3,368,423</b>	<b>234,724,647</b>	<b>5,928,825</b>	<b>290,437,968</b>
<b>PATUNGAN / JOINT VENTURE :</b>							
1	PT Ace Life Assurance (d/h PT A.J. Bhumi Artha Reksatama)	140	5,448	12,718	695,438	12,858	700,886
1	PT AIA Financial (d/h PT AIG Life)	226,597	14,781,089	66,096	1,542,728	292,693	16,323,817
2	PT Asuransi Allianz Life Indonesia	60,317	951,775	520	4,085	60,837	955,860
3	PT Asuransi Aviva Indonesia (d/h PT Winterthur Life Indonesia)	341	12,729	63	5,417	404	18,145
4	PT Avrist Assurance (d/h PT Asuransi AIA Indonesia)	63,438	3,813,479	5,432	74,592	68,870	3,888,071
5	PT Axa Financial Indonesia	9,365	485,815	0	-	9,365	485,815
6	PT Axa Life Indonesia	0	0	0	-	0	0
7	PT Axa Mandiri Financial Services	0	0	0	-	0	0
8	PT Asuransi CIGNA	533	26,571	40	441	573	27,012
9	PT CIMB Sun Life (d/h PT Commerce International)	5,240	179,980	0	-	5,240	179,980
10	PT Commonwealth Life (d/h PT Astra CMG Life)	30,909	1,349,138	85,234	10,854,140	116,143	12,203,278
11	PT Asuransi Jiwa Generali Indonesia (d/h PT A.J. Arta Mandiri Prima)	0	0	0	-	0	0
12	PT Great Eastern Life Indonesia	2,668	363,554	5	2	2,673	363,556
13	PT Tokio Marine Life Ins Indonesia (d/h MAA Life Assurance)	93	2,248	0	-	93	2,248
14	PT Asuransi Jiwa Manulife Indonesia	90,505	7,863,308	5,807	289,464	96,312	8,152,772
15	PT Prudential Life Assurance	15,245	1,181,365	0	-	15,245	1,181,365
16	PT Asuransi Jiwa Sinar Mas MSIG	56,204	8,153,961	0	-	56,204	8,153,961
17	PT Sun Life Financial Indonesia	68,780	2,423,154	0	-	68,780	2,423,154
18	PT Zurich Topas Life (d/h PT Mayapada Life)	0	0	0	-	0	0
<b>JUMLAH / SUB TOTAL</b>		<b>630,375</b>	<b>41,593,613</b>	<b>175,915</b>	<b>13,466,307</b>	<b>806,290</b>	<b>55,059,920</b>
<b>JUMLAH SELURUHNYA / GRAND TOTAL</b>		<b>3,190,777</b>	<b>97,306,934</b>	<b>3,544,338</b>	<b>248,190,954</b>	<b>6,735,115</b>	<b>345,497,888</b>

Catatan (Notes) :

\*) Tidak Menyampaikan Laporan Tahunan  
Have Not Submitted Annual Report

\*\*) Pemberian izin usaha di akhir tahun 2012  
New license at the end 2012

**Perusahaan Asuransi Jiwa**  
Life Insurance Companies

**TABEL : 3.15.3 / TABLE : 3.15.3**  
**PORTOFOLIO PER 31 DESEMBER 2012**  
PORTFOLIO AS AT DECEMBER 31, 2012

**Cabang Asuransi : Seumur Hidup**  
Plan : Whole Life

\*\*\*) Dlm. jutaan rupiah  
\*\*\*) In million rupiah

NO.	NAMA PERUSAHAAN NAME OF COMPANY	PERT/PERORANGAN INDIVIDUAL		PERT/KUMPULAN GROUP		JUMLAH TOTAL	
		Jumlah Polis No Of Policies	Jml. Uang Pert***) Sum Insured	Jumlah Peserta No. Insured	Jml. Uang Pert***) Sum Insured	Polis/Peserta Policies/Insured	Jml. Uang Pert***) Sum Insured
(1)	(2)	(3)	(4)	(5)	(6)	(7)	(8)
<b>SWASTA NASIONAL / PRIVATE :</b>							
1	PT Asuransi Jiwa Adisarana Wanaartha	65	3,887	4,864	9,345	4,929	13,232
2	PT Asuransi Jiwa Bakrie	0	0	0	-	0	0
3	PT BNI Life Insurance	1,971	214,856	0	-	1,971	214,856
4	PT Asuransi Jiwa Bringin Jiwa Sejahtera	17,678	146,448	7,137	18,341	24,815	164,789
5	PT Asuransi Jiwa Bumi Asih Jaya	8,876	151,095	0	-	8,876	151,095
6	Asuransi Jiwa Bersama Bumiputera 1912	70,477	4,529,689	2,962	213,291	73,439	4,742,980
7	PT Asuransi Jiwa Central Asia Raya	30,110	2,657,250	212	6,005	30,322	2,663,255
8	PT Equity Life Indonesia	4,422	353,501	0	-	4,422	353,501
9	PT Heksa Eka Life Insurance	0	0	0	-	0	0
10	PT Indolife Pensiortama	322	8,236	0	-	322	8,236
11	PT Asuransi Jiwa InHealth Indonesia	0	0	0	-	0	0
12	PT Asuransi Jiwasraya (Persero)	492	4,025	0	-	492	4,025
13	PT Asuransi Kresna Life (d/h PT A.J. Mira Life)	99	2,428	0	-	99	2,428
14	PT Asuransi Jiwa Mega Life	22	4,640	0	-	22	4,640
15	PT MNC Life Assurance (d/h PT UOB Life Sun Assurance)	242	23,345	0	-	242	23,345
16	PT Multicor Life Insurance	0	0	0	-	0	0
17	PT Asuransi Jiwa Nusantara	14	264	0	-	14	264
18	PT Panin Life (d/h PT Panin Anugrah Life)	8,486	575,977	0	-	8,486	575,977
19	PT Pasaraya Life Insurance	0	0	0	-	0	0
20	PT Asuransi Jiwa Recapital	39	1,472	0	-	39	1,472
21	PT Asuransi Jiwa Sequis Financial	1,029	174,596	0	-	1,029	174,596
22	PT Asuransi Jiwa Sequis Life	28,102	3,612,826	0	-	28,102	3,612,826
23	PT Asuransi Jiwa Tuğu Mandiri	161	1,059	11	12	172	1,072
24	PT Asuransi Jiwa Mega Indonesia	0	0	0	-	0	0
25	PT Asuransi Jiwa Reliance **)	0	0	0	-	0	0
<b>JUMLAH / SUB TOTAL</b>		<b>172,607</b>	<b>12,465,594</b>	<b>15,186</b>	<b>246,994</b>	<b>187,793</b>	<b>12,712,588</b>
<b>PATUNGAN / JOINT VENTURE :</b>							
1	PT Ace Life Assurance (d/h PT A.J. Bhumi Artha Reksatama)	138	20,025	0	-	138	20,025
2	PT AIA Financial (d/h PT AIG Life)	34,633	6,081,364	0	-	34,633	6,081,364
3	PT Asuransi Allianz Life Indonesia	8,076	922,642	0	-	8,076	922,642
4	PT Asuransi Aviva Indonesia (d/h PT Winterthur Life Indonesia)	278	14,716	0	-	278	14,716
5	PT Avrist Assurance (d/h PT Asuransi AIA Indonesia)	13,405	1,879,288	0	-	13,405	1,879,288
6	PT Axa Financial Indonesia	16,117	2,800,627	0	-	16,117	2,800,627
7	PT Axa Life Indonesia	0	0	0	-	0	0
8	PT Axa Mandiri Financial Services	0	0	0	-	0	0
9	PT Asuransi CIGNA	1,107	12,285	0	-	1,107	12,285
10	PT CIMB Sun Life (d/h PT Commerce International)	0	0	0	-	0	0
11	PT Commonwealth Life (d/h PT Astra CMG Life )	5,554	608,762	0	-	5,554	608,762
12	PT Asuransi Jiwa Generali Indonesia (d/h PT A.J. Arta Mandiri Prima)	0	0	0	-	0	0
13	PT Great Eastern Life Indonesia	163	14,984	0	-	163	14,984
14	PT Tokio Marine Life Ins Indonesia (d/h MAA Life Assurance)	1,554	55,209	0	-	1,554	55,209
15	PT Asuransi Jiwa Manulife Indonesia	199,797	45,798,717	0	-	199,797	45,798,717
16	PT Prudential Life Assurance	1,425	197,798	0	-	1,425	197,798
17	PT Asuransi Jiwa Sinar Mas MSIG	17,348	1,213,987	0	-	17,348	1,213,987
18	PT Sun Life Financial Indonesia	28,988	7,104,458	0	-	28,988	7,104,458
19	PT Zurich Topas Life (d/h PT Mayapada Life)	0	0	0	-	0	0
<b>JUMLAH / SUB TOTAL</b>		<b>328,583</b>	<b>66,724,861</b>	<b>0</b>	<b>0</b>	<b>328,583</b>	<b>66,724,861</b>
<b>JUMLAH SELURUHNYA / GRAND TOTAL</b>		<b>501,190</b>	<b>79,190,455</b>	<b>15,186</b>	<b>246,994</b>	<b>516,376</b>	<b>79,437,449</b>

**Catatan (Notes) :**

\*) Tidak Menyampaikan Laporan Tahunan  
Have Not Submitted Annual Report

\*\*\*) Pemberian izin usaha di akhir tahun 2012  
New license at the end 2012

**Perusahaan Asuransi Jiwa**  
Life Insurance Companies

**TABEL : 3.15.4 / TABLE : 3.15.4**  
**PORTOFOLIO PER 31 DESEMBER 2012**  
PORTFOLIO AS AT DECEMBER 31, 2012

**Cabang Asuransi : Anuitas**  
Plan : Annuity

\*\*\*) Dlm. jutaan rupiah  
\*\*\*\*) In million rupiah

NO.	NAMA PERUSAHAAN NAME OF COMPANY	PERT/PERORANGAN INDIVIDUAL		PERT/KUMPULAN GROUP		JUMLAH TOTAL	
		Jumlah Polis No Of Policies	Jml. Uang Pert**** Sum Insured	Jumlah Peserta No. Insured	Jml. Uang Pert**** Sum Insured	Polis/Peserta Policies/Insured	Jml. Uang Pert**** Sum Insured
(1)	(2)	(3)	(4)	(5)	(6)	(7)	(8)
<b>SWASTA NASIONAL / PRIVATE :</b>							
1	PT Asuransi Jiwa Adisarana Wanaartha	0	0	0	-	0	0
2	PT Asuransi Jiwa Bakrie	0	0	0	-	0	0
3	PT BNI Life Insurance	0	0	1,128	73,320	1,128	73,320
4	PT Asuransi Jiwa Bringin Jiwa Sejahtera	357	34,846	958	7,644	1,315	42,490
5	PT Asuransi Jiwa Bumi Asih Jaya	30,506	368,706	0	-	30,506	368,706
6	Asuransi Jiwa Bersama Bumiputera 1912	0	0	78,457	302,843	78,457	302,843
7	PT Asuransi Jiwa Central Asia Raya	5,468	251,650	0	-	5,468	251,650
8	PT Equity Life Indonesia	0	0	0	-	0	0
9	PT Heksa Eka Life Insurance	0	0	0	-	0	0
10	PT Indolife Pensiortama	0	0	0	-	0	0
11	PT Asuransi Jiwa InHealth Indonesia	0	0	0	-	0	0
12	PT Asuransi Jiwasraya (Persero)	148,986	1,679,004	66,760	5,478,564	215,746	7,157,568
13	PT Asuransi Kresna Life (d/h PT A.J. Mira Life)	5	1	0	-	5	1
14	PT Asuransi Jiwa Mega Life	0	0	0	-	0	0
15	PT MNC Life Assurance (d/h PT UOB Life Sun Assurance)	0	0	0	-	0	0
16	PT Multicor Life Insurance	0	0	0	-	0	0
17	PT Asuransi Jiwa Nusantara	0	0	0	-	0	0
18	PT Panin Life (d/h PT Panin Anugrah Life)	4	63	0	-	4	63
19	PT Pasaraya Life Insurance	0	0	0	-	0	0
20	PT Asuransi Jiwa Recapital	0	0	0	-	0	0
21	PT Asuransi Jiwa Sequis Financial	0	0	0	-	0	0
22	PT Asuransi Jiwa Sequis Life	0	0	0	-	0	0
23	PT Asuransi Jiwa Tugu Mandiri	0	0	0	-	0	0
24	PT Asuransi Jiwa Mega Indonesia	0	0	0	-	0	0
25	PT Asuransi Jiwa Reliance **)	0	0	0	-	0	0
<b>JUMLAH / SUB TOTAL</b>		<b>185,326</b>	<b>2,334,270</b>	<b>147,303</b>	<b>5,862,371</b>	<b>332,629</b>	<b>8,196,640</b>
<b>PATUNGAN / JOINT VENTURE :</b>							
1	PT Ace Life Assurance (d/h PT A.J. Bhumi Artha Reksatama)	0	0	0	-	0	0
2	PT AIA Financial (d/h PT AIG Life)	0	0	0	-	0	0
3	PT Asuransi Allianz Life Indonesia	0	0	0	-	0	0
4	PT Asuransi Aviva Indonesia (d/h PT Winterthur Life Indonesia)	0	0	0	-	0	0
5	PT Avrist Assurance (d/h PT Asuransi AIA Indonesia)	0	0	0	-	0	0
6	PT Axa Financial Indonesia	0	0	0	-	0	0
7	PT Axa Life Indonesia	0	0	0	-	0	0
8	PT Axa Mandiri Financial Services	0	0	0	-	0	0
9	PT Asuransi CIGNA	0	0	0	-	0	0
10	PT CIMB Sun Life (d/h PT Commerce International)	0	0	0	-	0	0
11	PT Commonwealth Life (d/h PT Astra CMG Life)	0	0	0	-	0	0
12	PT Asuransi Jiwa Generali Indonesia (d/h PT A.J. Arta Mandiri Prima)	0	0	0	-	0	0
13	PT Great Eastern Life Indonesia	0	0	0	-	0	0
14	PT Tokio Marine Life Ins Indonesia (d/h MAA Life Assurance)	0	0	0	-	0	0
15	PT Asuransi Jiwa Manulife Indonesia	0	0	0	-	0	0
16	PT Prudential Life Assurance	0	0	0	-	0	0
17	PT Asuransi Jiwa Sinar Mas MSIG	0	0	0	-	0	0
18	PT Sun Life Financial Indonesia	0	0	0	-	0	0
19	PT Zurich Topas Life (d/h PT Mayapada Life)	0	0	0	-	0	0
<b>JUMLAH / SUB TOTAL</b>		<b>0</b>	<b>0</b>	<b>0</b>	<b>0</b>	<b>0</b>	<b>0</b>
<b>JUMLAH SELURUHNYA / GRAND TOTAL</b>		<b>185,326</b>	<b>2,334,270</b>	<b>147,303</b>	<b>5,862,371</b>	<b>332,629</b>	<b>8,196,640</b>

**Catatan (Notes) :**

\*) Tidak Menyampaikan Laporan Tahunan

Have Not Submitted Annual Report

\*\*\*) Pemberian izin usaha di akhir tahun 2012

New license at the end 2012



**Perusahaan Asuransi Jiwa**  
Life Insurance Companies

**TABEL : 3.15.5 / TABLE : 3.15.5**  
**PORTOFOLIO PER 31 DESEMBER 2012**  
PORTFOLIO AS AT DECEMBER 31, 2012

**Cabang Asuransi : Anuitas Dana Pensiun**  
Plan : Pension Annuity

\*\*\*) Dlm. jutaan rupiah  
\*\*\*\*) In million rupiah

NO.	NAMA PERUSAHAAN NAME OF COMPANY	PERT/PERORANGAN INDIVIDUAL		PERT/KUMPULAN GROUP		JUMLAH TOTAL	
		Jumlah Polis No Of Policies	Jml. Uang Pert*** Sum Insured	Jumlah Peserta No. Insured	Jml. Uang Pert*** Sum Insured	Polis/Peserta Policies/Insured	Jml. Uang Pert*** Sum Insured
(1)	(2)	(3)	(4)	(5)	(6)	(7)	(8)
<b>SWASTA NASIONAL / PRIVATE :</b>							
1	PT Asuransi Jiwa Adisarana Wanaartha	0	0	8,505	123,346	8,505	123,346
2	PT Asuransi Jiwa Bakrie	0	0	0	-	0	0
3	PT BNI Life Insurance	1,246	147,640	0	-	1,246	147,640
4	PT Asuransi Jiwa Bringin Jiwa Sejahtera	0	0	0	-	0	0
5	PT Asuransi Jiwa Bumi Asih Jawa	0	0	0	-	0	0
6	Asuransi Jiwa Bersama Bumiputera 1912	0	0	0	-	0	0
7	PT Asuransi Jiwa Central Asia Raya	0	0	81	3,756	81	3,756
8	PT Equity Life Indonesia	0	0	0	-	0	0
9	PT Heksa Eka Life Insurance	0	0	0	-	0	0
10	PT Indolife Pensionsantama	8	0	0	-	8	0
11	PT Asuransi Jiwa InHealth Indonesia	0	0	0	-	0	0
12	PT Asuransi Jiwasraya (Persero)	2,361	1,786	18,789	222,556	21,150	224,342
13	PT Asuransi Kresna Life (d/h PT A.J. Mira Life)	0	0	0	-	0	0
14	PT Asuransi Jiwa Mega Life	0	0	0	-	0	0
15	PT MNC Life Assurance (d/h PT UOB Life Sun Assurance)	0	0	0	-	0	0
16	PT Multicor Life Insurance	0	0	0	-	0	0
17	PT Asuransi Jiwa Nusantara	0	0	0	-	0	0
18	PT Panin Life (d/h PT Panin Anugrah Life)	0	0	0	-	0	0
19	PT Pasaraya Life Insurance	0	0	0	-	0	0
20	PT Asuransi Jiwa Recapital	0	0	0	-	0	0
21	PT Asuransi Jiwa Sequis Financial	0	0	0	-	0	0
22	PT Asuransi Jiwa Sequis Life	0	0	0	-	0	0
23	PT Asuransi Jiwa Tugu Mandiri	171	6,105	0	-	171	6,105
24	PT Asuransi Jiwa Mega Indonesia	0	0	0	-	0	0
25	PT Asuransi Jiwa Reliance **)	0	0	0	-	0	0
<b>JUMLAH / SUB TOTAL</b>		<b>3,786</b>	<b>155,530</b>	<b>27,375</b>	<b>349,658</b>	<b>31,161</b>	<b>505,188</b>
<b>PATUNGAN / JOINT VENTURE :</b>							
1	PT Ace Life Assurance (d/h PT A.J. Bhumi Artha Reksatama)	0	0	0	-	0	0
2	PT AIA Financial (d/h PT AIG Life)	0	0	0	-	0	0
3	PT Asuransi Allianz Life Indonesia	0	0	0	-	0	0
4	PT Asuransi Aviva Indonesia (d/h PT Winterthur Life Indonesia)	0	0	0	-	0	0
5	PT Avrist Assurance (d/h PT Asuransi AIA Indonesia)	0	0	0	-	0	0
6	PT Axa Financial Indonesia	0	0	0	-	0	0
7	PT Axa Life Indonesia	0	0	0	-	0	0
8	PT Axa Mandiri Financial Services	0	0	0	-	0	0
9	PT Asuransi CIGNA	0	0	0	-	0	0
10	PT CIMB Sun Life (d/h PT Commerce International)	0	0	0	-	0	0
11	PT Commonwealth Life (d/h PT Astra CMG Life)	0	0	0	-	0	0
12	PT Asuransi Jiwa Generali Indonesia (d/h PT A.J. Arta Mandiri Prima)	0	0	0	-	0	0
13	PT Great Eastern Life Indonesia	0	0	0	-	0	0
14	PT Tokio Marine Life Ins Indonesia (d/h MAA Life Assurance)	0	0	0	-	0	0
15	PT Asuransi Jiwa Manulife Indonesia	0	0	96	3,568	96	3,568
16	PT Prudential Life Assurance	0	0	0	-	0	0
17	PT Asuransi Jiwa Sinar Mas MSIG	0	0	0	-	0	0
18	PT Sun Life Financial Indonesia	0	0	0	-	0	0
19	PT Zurich Topas Life (d/h PT Mayapada Life)	0	0	0	-	0	0
<b>JUMLAH / SUB TOTAL</b>		<b>0</b>	<b>0</b>	<b>96</b>	<b>3,568</b>	<b>96</b>	<b>3,568</b>
<b>JUMLAH SELURUHNYA / GRAND TOTAL</b>		<b>3,786</b>	<b>155,530</b>	<b>27,471</b>	<b>353,226</b>	<b>31,257</b>	<b>508,756</b>

Catatan (Notes):

\*) Tidak Menyampaikan Laporan Tahunan  
Have Not Submitted Annual Report

\*\*) Pemberian izin usaha di akhir tahun 2012  
New license at the end 2012

**Perusahaan Asuransi Jiwa**  
Life Insurance Companies

TABEL : 3.15.6 / TABLE : 3.15.6  
PORTOFOLIO PER 31 DESEMBER 2012  
PORTFOLIO AS AT DECEMBER 31, 2012

**Cabang Asuransi : Kecelakaan Diri**  
Plan : Personal Accident

\*\*\*) Dlm. jutaan rupiah  
\*\*\*\*) In million rupiah

NO.	NAMA PERUSAHAAN NAME OF COMPANY	PERT/PERORANGAN INDIVIDUAL		PERT/KUMPULAN GROUP		JUMLAH TOTAL	
		Jumlah Polis	Jml. Uang Pert****)	Jumlah Peserta	Jml. Uang Pert****)	Polis/Peserta	Jml. Uang Pert****)
		No Of Policies	Sum Insured	No. Insured	Sum Insured	Policies/Insured	Sum Insured
(1)	(2)	(3)	(4)	(5)	(6)	(7)	(8)
<b>SWASTA NASIONAL / PRIVATE :</b>							
1	PT Asuransi Jiwa Adisarana Wanaartha	0	0	0	-	0	0
2	PT Asuransi Jiwa Bakrie	0	0	0	-	0	0
3	PT BNI Life Insurance	0	653,067	79,891	726,287	79,891	1,379,354
4	PT Asuransi Jiwa Brinqin Jiwa Sejahtera	0	0	151,678	6,240,767	151,678	6,240,767
5	PT Asuransi Jiwa Bumi Asih Jaya	0	0	59,545	234,493	59,545	234,493
6	Asuransi Jiwa Bersama Bumiputera 1912	0	0	77,619	529,192	77,619	529,192
7	PT Asuransi Jiwa Central Asia Raya	2,625	115,096	172,572	15,230,657	175,197	15,345,753
8	PT Equity Life Indonesia	4,645	508,547	35,232	2,038,799	39,877	2,547,345
9	PT Heksa Eka Life Insurance	0	0	3,487	68,634	3,487	68,634
10	PT Indolife Pensiontama	0	0	0	-	0	0
11	PT Asuransi Jiwa InHealth Indonesia	0	0	17	692,686	17	692,686
12	PT Asuransi Jiwasraya (Persero)	3,916	157,987	218,074	1,798,220	221,990	1,956,207
13	PT Asuransi Kresna Life (d/h PT A.J. Mira Life)	162	34,000	295	471,874	457	505,874
14	PT Asuransi Jiwa Mega Life	208	2,360	35,427	1,673,482	35,635	1,675,842
15	PT MNC Life Assurance (d/h PT UOB Life Sun Assurance)	25,544	981,048	266	39,005	25,810	1,020,053
16	PT Multicor Life Insurance	0	0	110,049	1,812,450	110,049	1,812,450
17	PT Asuransi Jiwa Nusantara	0	0	1,540	97,910	1,540	97,910
18	PT Panin Life (d/h PT Panin Anugrah Life)	19	0	888	29,660	907	29,660
19	PT Pasaraya Life Insurance	0	0	0	-	0	0
20	PT Asuransi Jiwa Recapital	154	5,014	1,245	63,145	1,399	68,159
21	PT Asuransi Jiwa Sequis Financial	44	7,200	0	-	44	7,200
22	PT Asuransi Jiwa Sequis Life	1,616	180,451	0	-	1,616	180,451
23	PT Asuransi Jiwa Tugu Mandiri	826	39,196	1,995	210,502	2,821	249,698
24	PT Asuransi Jiwa Mega Indonesia	0	0	0	-	0	0
25	PT Asuransi Jiwa Reliance **)	0	0	0	-	0	0
<b>JUMLAH / SUB TOTAL</b>		<b>39,759</b>	<b>2,683,965</b>	<b>949,820</b>	<b>31,957,764</b>	<b>989,579</b>	<b>34,641,730</b>
<b>PATUNGAN / JOINT VENTURE :</b>							
1	PT Ace Life Assurance (d/h PT A.J. Bhumi Artha Reksatama)	0	0	0	-	0	0
2	PT AIA Financial (d/h PT AIG Life)	77,566	15,952,228	33,761	7,130,503	111,327	23,082,731
3	PT Asuransi Allianz Life Indonesia	0	0	207,279	32,704,498	207,279	32,704,498
4	PT Asuransi Aviva Indonesia (d/h PT Winterthur Life Indonesia)	60	4,887	25,584	3,564,353	25,644	3,569,240
5	PT Avrist Assurance (d/h PT Asuransi AIA Indonesia)	11,750	1,743,745	212,507	9,555,882	224,257	11,299,627
6	PT Axa Financial Indonesia	6,456	211,775	14,908	440,410	21,364	652,185
7	PT Axa Life Indonesia	0	0	0	-	0	0
8	PT Axa Mandiri Financial Services	18,135	3,244,620	0	-	18,135	3,244,620
9	PT Asuransi CIGNA	149,615	54,062,936	0	-	149,615	54,062,936
10	PT CIMB Sun Life (d/h PT Commerce International)	13,438	3,267,000	2	8,469,486	13,440	11,736,486
11	PT Commonwealth Life (d/h PT Astra CMG Life)	40,465	1,257,179	39,316	4,083,952	79,781	5,341,131
12	PT Asuransi Jiwa Generali Indonesia (d/h PT A.J. Arta Mandiri Prima)	0	7,297	20,714	4,224,080	20,714	4,231,377
13	PT Great Eastern Life Indonesia	24	0	0	-	24	0
14	PT Tokio Marine Life Ins Indonesia (d/h MAA Life Assurance)	2,217	76,070	1,199	10,897	3,416	86,967
15	PT Asuransi Jiwa Manulife Indonesia	243,196	7,183,620	91,597	3,204,015	334,793	10,387,635
16	PT Prudential Life Assurance	88,554	173,859,957	0	1,009,435	88,554	174,869,392
17	PT Asuransi Jiwa Sinar Mas MSIG	12,708	572,592	8,643	324,359	21,351	896,951
18	PT Sun Life Financial Indonesia	40	9,400	0	-	40	9,400
19	PT Zurich Topas Life (d/h PT Mayapada Life)	686	413,500	0	-	686	413,500
<b>JUMLAH / SUB TOTAL</b>		<b>664,910</b>	<b>261,866,807</b>	<b>655,510</b>	<b>74,721,869</b>	<b>1,320,420</b>	<b>336,588,676</b>
<b>JUMLAH SELURUHNYA / GRAND TOTAL</b>		<b>704,669</b>	<b>264,550,772</b>	<b>1,605,330</b>	<b>106,679,634</b>	<b>2,309,999</b>	<b>371,230,406</b>

**Catatan (Notes) :**

\*) Tidak Menyampaikan Laporan Tahunan  
Have Not Submitted Annual Report

\*\*) Pemberian izin usaha di akhir tahun 2012  
New license at the end 2012

**Perusahaan Asuransi Jiwa**  
Life Insurance Companies

TABEL : 3.15.7 / TABLE : 3.15.7  
PORTOFOLIO PER 31 DESEMBER 2012  
PORTFOLIO AS AT DECEMBER 31, 2012

Cabang Asuransi : Kesehatan  
Plan : Health

\*\*\*) Dim. jutaan rupiah  
\*\*\*) In million rupiah

NO.	NAMA PERUSAHAAN NAME OF COMPANY	PERT/PERORANGAN INDIVIDUAL		PERT/KUMPULAN GROUP		JUMLAH TOTAL	
		Jumlah Polis	Jml. Uang Pert***)	Jumlah Peserta	Jml. Uang Pert***)	Polis/Peserta	Jml. Uang Pert***)
		No Of Policies	Sum Insured	No. Insured	Sum Insured	Policies/Insured	Sum Insured
(1)	(2)	(3)	(4)	(5)	(6)	(7)	(8)
<b>SWASTA NASIONAL / PRIVATE :</b>							
1	PT Asuransi Jiwa Adisarana Wanaartha	0	0	14,683	59,060	14,683	59,060
2	PT Asuransi Jiwa Bakrie	0	0	0	-	0	0
3	PT BNI Life Insurance	21,084	0	172,595	-	193,679	0
4	PT Asuransi Jiwa Bringin Jiwa Sejahtera	4,156	0	1,639,820	-	1,643,976	0
5	PT Asuransi Jiwa Bumi Asih Jaya	0	0	7	42	7	42
6	Asuransi Jiwa Bersama Bumiputera 1912	0	0	5,598	243,811	5,598	243,811
7	PT Asuransi Jiwa Central Asia Raya	808	148	292,173	2,351,273	292,981	2,351,421
8	PT Equity Life Indonesia	167	8,780	193,039	32,777,661	193,206	32,786,441
9	PT Heksa Eka Life Insurance	0	0	0	-	0	0
10	PT Indolife Piontama	0	0	0	-	0	0
11	PT Asuransi Jiwa In-Health Indonesia	0	0	1,760	-	1,760	0
12	PT Asuransi Jiwasraya (Persero)	0	0	23,289	-	23,289	0
13	PT Asuransi Kresna Life (d/h PT A.J. Mira Life)	1,179	10,828	89	22,364	1,268	33,192
14	PT Asuransi Jiwa Mega Life	24,027	591,508	777	49	24,804	591,557
15	PT MNC Life Assurance (d/h PT UOB Life Sun Assurance)	346	0	35,626	-	35,972	0
16	PT Multicor Life Insurance	0	0	0	-	0	0
17	PT Asuransi Jiwa Nusantara	0	0	6,841	934	6,841	934
18	PT Panin Life (d/h PT Panin Anugrah Life)	64	0	1,000	4,900	1,064	4,900
19	PT Pasaraya Life Insurance	0	0	0	-	0	0
20	PT Asuransi Jiwa Recapital	253	2,850	44,704	-	44,957	2,850
21	PT Asuransi Jiwa Sequis Financial	142	51	0	-	142	51
22	PT Asuransi Jiwa Sequis Life	0	0	0	-	0	0
23	PT Asuransi Jiwa Tugu Mandiri	0	0	69,920	-	69,920	0
24	PT Asuransi Jiwa Mega Indonesia	0	0	0	-	0	0
25	PT Asuransi Jiwa Reliance **)	0	0	0	-	0	0
<b>JUMLAH / SUB TOTAL</b>		<b>52,226</b>	<b>614,164</b>	<b>2,501,921</b>	<b>35,460,093</b>	<b>2,554,147</b>	<b>36,074,257</b>
<b>PATUNGAN / JOINT VENTURE :</b>							
1	PT Ace Life Assurance (d/h PT A.J. Bhumi Artha Reksatama	0	0	0	-	0	0
2	PT AIA Financial (d/h PT AIG Life)	23,327	30,454	64,695	-	88,022	30,454
3	PT Asuransi Allianz Life Indonesia	10,601	0	419,605	-	430,206	0
4	PT Asuransi Aviva Indonesia (d/h PT Winterthur Life Indonesia)	485	0	319,254	1,303,001	319,739	1,303,001
5	PT Avrist Assurance (d/h PT Asuransi AIA Indonesia)	6,417	421,846	288,270	-	294,687	421,846
6	PT Axa Financial Indonesia	12,129	33,299	18,207	411,182	30,336	444,482
7	PT Axa Life Indonesia	7,467	38,300	0	-	7,467	38,300
8	PT Axa Mandiri Financial Services	280,512	287,386	0	-	280,512	287,386
9	PT Asuransi CIGNA	110,692	0	0	-	110,692	0
10	PT CIMB Sun Life (d/h PT Commerce International)	22,017	58,141	0	-	22,017	58,141
11	PT Commonwealth Life (d/h PT Astra CMG Life)	2,826	0	56,856	563,248	59,682	563,248
12	PT Asuransi Jiwa Generali Indonesia (d/h PT A.J. Arta Mandiri Prima)	37	0	44,166	-	44,203	0
13	PT Great Eastern Life Indonesia	209	614,147	0	-	209	614,147
14	PT Tokio Marine Life Ins Indonesia (d/h MAA Life Assurance)	0	0	68	40,128	68	40,128
15	PT Asuransi Jiwa Manulife Indonesia	282	50	84,553	148,317	84,835	148,367
16	PT Prudential Life Assurance	41,442	98,463,489	0	283,843	41,442	98,747,332
17	PT Asuransi Jiwa Sinar Mas MSIG	1,520	2,803	106,827	-	108,347	2,803
18	PT Sun Life Financial Indonesia	9,889	7,932	0	-	9,889	7,932
19	PT Zurich Topas Life (d/h PT Mayapada Life)	0	0	0	-	0	0
<b>JUMLAH / SUB TOTAL</b>		<b>529,852</b>	<b>99,957,848</b>	<b>1,402,501</b>	<b>2,749,720</b>	<b>1,932,353</b>	<b>102,707,568</b>
<b>JUMLAH SELURUHNYA / GRAND TOTAL</b>		<b>582,078</b>	<b>100,572,012</b>	<b>3,904,422</b>	<b>38,209,813</b>	<b>4,486,500</b>	<b>138,781,825</b>

Catatan (Notes) :

\*) Tidak Menyampaikan Laporan Tahunan

Have Not Submitted Annual Report

\*\*) Pemberian izin usaha di akhir tahun 2012

New license at the end 2012

**Perusahaan Asuransi Jiwa**  
Life Insurance Companies

TABEL : 3.15.8 / TABLE : 3.15.8  
PORTOFOLIO PER 31 DESEMBER 2012  
PORTFOLIO AS AT DECEMBER 31, 2012

**Cabang Asuransi : Produk Lain**

Plan : Other Products

\*\*\*) Dim. jutaan rupiah

\*\*\*\*) In million rupiah

NO.	NAMA PERUSAHAAN NAME OF COMPANY	PERT/PERORANGAN INDIVIDUAL		PERT/KUMPULAN GROUP		JUMLAH TOTAL	
		Jumlah Polis No Of Policies	Jml. Uang Pert*** Sum Insured	Jumlah Peserta No. Insured	Jml. Uang Pert*** Sum Insured	Polis/Peserta Policies/Insured	Jml. Uang Pert*** Sum Insured
(1)	(2)	(3)	(4)	(5)	(6)	(7)	(8)
<b>SWASTA NASIONAL / PRIVATE :</b>							
1	PT Asuransi Jiwa Adisarana Wanaartha	0	0	0	-	0	0
2	PT Asuransi Jiwa Bakrie	0	0	0	-	0	0
3	PT BNI Life Insurance	0	4,113,111	0	-	0	4,113,111
4	PT Asuransi Jiwa Bringin Jiwa Sejahtera	0	0	0	-	0	0
5	PT Asuransi Jiwa Bumi Asih Jaya	0	0	0	-	0	0
6	Asuransi Jiwa Bersama Bumiputera 1912	0	0	0	-	0	0
7	PT Asuransi Jiwa Central Asia Raya	0	0	0	-	0	0
8	PT Equity Life Indonesia	0	0	0	-	0	0
9	PT Heksa Eka Life Insurance	0	0	0	-	0	0
10	PT Indolife Pensiontama	0	0	0	-	0	0
11	PT Asuransi Jiwa InHealth Indonesia	0	0	0	-	0	0
12	PT Asuransi Jiwasraya (Persero)	52,886	2,080,933	232,398	1,149,699	285,284	3,230,632
13	PT Asuransi Kresna Life (d/h PT A.J. Mira Life)	119	5,238	0	-	119	5,238
14	PT Asuransi Jiwa Mega Life	0	0	0	-	0	0
15	PT MNC Life Assurance (d/h PT UOB Life Sun Assurance)	0	0	0	-	0	0
16	PT Multicor Life Insurance	0	0	0	-	0	0
17	PT Asuransi Jiwa Nusantara	0	0	0	-	0	0
18	PT Panin Life (d/h PT Panin Anugrah Life)	0	0	0	-	0	0
19	PT Pasaraya Life Insurance	0	0	0	-	0	0
20	PT Asuransi Jiwa Recapital	0	0	0	-	0	0
21	PT Asuransi Jiwa Sequis Financial	0	0	0	-	0	0
22	PT Asuransi Jiwa Sequis Life	0	0	0	-	0	0
23	PT Asuransi Jiwa Tugu Mandiri	0	0	0	-	0	0
24	PT Asuransi Jiwa Mega Indonesia	0	0	0	-	0	0
25	PT Asuransi Jiwa Reliance **)	0	0	0	-	0	0
<b>JUMLAH / SUB TOTAL</b>		<b>53,005</b>	<b>6,199,282</b>	<b>232,398</b>	<b>1,149,699</b>	<b>285,403</b>	<b>7,348,981</b>
<b>PATUNGAN / JOINT VENTURE :</b>							
1	PT Ace Life Assurance (d/h PT A.J. Bhumi Artha Reksatama)	0	0	0	-	0	0
2	PT AIA Financial (d/h PT AIG Life)	0	0	0	-	0	0
3	PT Asuransi Allianz Life Indonesia	0	0	0	-	0	0
4	PT Asuransi Aviva Indonesia (d/h PT Winterthur Life Indonesia)	0	0	0	-	0	0
5	PT Avrist Assurance (d/h PT Asuransi AIA Indonesia)	0	0	0	-	0	0
6	PT Axa Financial Indonesia	0	0	0	-	0	0
7	PT Axa Life Indonesia	0	0	0	-	0	0
8	PT Axa Mandiri Financial Services	0	0	0	-	0	0
9	PT Asuransi CIGNA	0	0	0	-	0	0
10	PT CIMB Sun Life (d/h PT Commerce International)	0	0	0	-	0	0
11	PT Commonwealth Life (d/h PT Astra CMG Life )	0	0	0	-	0	0
12	PT Asuransi Jiwa Generali Indonesia (d/h PT A.J. Arta Mandiri Prima)	0	0	0	-	0	0
13	PT Great Eastern Life Indonesia	0	0	0	-	0	0
14	PT Tokio Marine Life Ins Indonesia (d/h MAA Life Assurance)	0	0	0	-	0	0
15	PT Asuransi Jiwa Manulife Indonesia	0	0	0	-	0	0
16	PT Prudential Life Assurance	0	0	0	-	0	0
17	PT Asuransi Jiwa Sinar Mas MSIG	0	0	0	-	0	0
18	PT Sun Life Financial Indonesia	0	0	0	-	0	0
19	PT Zurich Topas Life (d/h PT Mayapada Life)	0	0	0	-	0	0
<b>JUMLAH / SUB TOTAL</b>		<b>0</b>	<b>0</b>	<b>0</b>	<b>0</b>	<b>0</b>	<b>0</b>
<b>JUMLAH SELURUHNYA / GRAND TOTAL</b>		<b>53,005</b>	<b>6,199,282</b>	<b>232,398</b>	<b>1,149,699</b>	<b>285,403</b>	<b>7,348,981</b>

**Catatan (Notes) :**

\*) Tidak Menyampaikan Laporan Tahunan

Have Not Submitted Annual Report

\*\*\*) Pemberian izin usaha di akhir tahun 2012

New license at the end 2012

**Perusahaan Asuransi Jiwa**  
Life Insurance Companies

**TABEL : 3.15.9 / TABLE : 3.15.9**  
**PORTOFOLIO PER 31 DESEMBER 2012**  
PORTFOLIO AS AT DECEMBER 31, 2012

**Cabang Asuransi : Investasi**

Plan : Investment

\*\*\*) Dlm. jutaan rupiah

\*\*\*\*) In million rupiah

NO.	NAMA PERUSAHAAN NAME OF COMPANY	PERT/PERORANGAN INDIVIDUAL		PERT/KUMPULAN GROUP		JUMLAH TOTAL	
		Jumlah Polis No Of Policies	Jml. Uang Pert**** Sum Insured	Jumlah Peserta No. Insured	Jml. Uang Pert**** Sum Insured	Polis/Peserta Policies/Insured	Jml. Uang Pert**** Sum Insured
(1)	(2)	(3)	(4)	(5)	(6)	(7)	(8)
<b>SWASTA NASIONAL / PRIVATE :</b>							
1	PT Asuransi Jiwa Adisarana Wanaartha	215	27,520	0	-	215	27,520
2	PT Asuransi Jiwa Bakrie	0	0	0	-	0	0
3	PT BNI Life Insurance	47,162	4,113,111	3,916	106,181	51,078	4,219,293
4	PT Asuransi Jiwa Bringin Jiwa Sejahtera	0	0	0	-	0	0
5	PT Asuransi Jiwa Bumi Asih Jaya	2,449	23,118	0	-	2,449	23,118
6	Asuransi Jiwa Bersama Bumiputera 1912	257	21,105	0	-	257	21,105
7	PT Asuransi Jiwa Central Asia Raya	19,434	1,681,811	0	-	19,434	1,681,811
8	PT Equity Life Indonesia	35,982	3,100,918	0	-	35,982	3,100,918
9	PT Heksa Eka Life Insurance	0	0	0	-	0	0
10	PT Indolife Pensiortama	0	0	0	-	0	0
11	PT Asuransi Jiwa InHealth Indonesia	0	0	0	-	0	0
12	PT Asuransi Jiwasraya (Persero)	56,520	887,578	0	-	56,520	887,578
13	PT Asuransi Kresna Life (d/h PT A.J. Mira Life)	1,742	101,680	0	-	1,742	101,680
14	PT Asuransi Jiwa Mega Life	14,694	528,298	0	-	14,694	528,298
15	PT MNC Life Assurance (d/h PT UOB Life Sun Assurance)	3,453	252,909	0	-	3,453	252,909
16	PT Multicor Life Insurance	0	0	0	-	0	0
17	PT Asuransi Jiwa Nusantara	0	0	0	-	0	0
18	PT Panin Life (d/h PT Panin Anugrah Life)	41,595	7,795,902	12	1,390	41,607	7,797,292
19	PT Pasaraya Life Insurance	0	0	0	-	0	0
20	PT Asuransi Jiwa Recapital	595	40,639	0	-	595	40,639
21	PT Asuransi Jiwa Sequis Financial	0	0	0	-	0	0
22	PT Asuransi Jiwa Sequis Life	153,739	22,121,185	0	-	153,739	22,121,185
23	PT Asuransi Jiwa Tugu Mandiri	702	17,005	6,989	232,418	7,691	249,423
24	PT Asuransi Jiwa Mega Indonesia	0	0	0	-	0	0
25	PT Asuransi Jiwa Reliance **)	0	0	0	-	0	0
<b>JUMLAH / SUB TOTAL</b>		<b>378,539</b>	<b>40,712,779</b>	<b>10,917</b>	<b>339,989</b>	<b>389,456</b>	<b>41,052,768</b>
<b>PATUNGAN / JOINT VENTURE :</b>							
1	PT Ace Life Assurance (d/h PT A.J. Bhumi Artha Reksatama)	39,335	5,656,260	0	-	39,335	5,656,260
2	PT AIA Financial (d/h PT AIG Life)	256,884	32,371,226	0	-	256,884	32,371,226
3	PT Asuransi Allianz Life Indonesia	281,390	66,746,592	0	-	281,390	66,746,592
4	PT Asuransi Aviva Indonesia (d/h PT Winterthur Life Indonesia)	222	141,926	22	12	244	141,938
5	PT Avrist Assurance (d/h PT Asuransi AIA Indonesia)	56,767	5,966,675	0	-	56,767	5,966,675
6	PT Axa Financial Indonesia	87,524	17,122,107	0	-	87,524	17,122,107
7	PT Axa Life Indonesia	69	2,184	0	-	69	2,184
8	PT Axa Mandiri Financial Services	512,941	32,819,657	0	-	512,941	32,819,657
9	PT Asuransi CIGNA	17,568	925,165	0	-	17,568	925,165
10	PT CIMB Sun Life (d/h PT Commerce International)	7,794	734,865	0	-	7,794	734,865
11	PT Commonwealth Life (d/h PT Astra CMG Life )	100,546	21,254,032	0	-	100,546	21,254,032
12	PT Asuransi Jiwa Generali Indonesia (d/h PT A.J. Arta Mandiri Prima)	9,801	2,023,068	0	-	9,801	2,023,068
13	PT Great Eastern Life Indonesia	21,987	5,636,315	0	-	21,987	5,636,315
14	PT Tokio Marine Life Ins Indonesia (d/h MAA Life Assurance)	1,046	68,457	0	-	1,046	68,457
15	PT Asuransi Jiwa Manulife Indonesia	192,592	13,639,681	58,651	1,204,150	251,243	14,843,831
16	PT Prudential Life Assurance	1,976,640	254,279,405	29,285	1,345,859	2,005,925	255,625,264
17	PT Asuransi Jiwa Sinar Mas MSIG	28,237	1,824,290	1,566	8,770	29,803	1,833,060
18	PT Sun Life Financial Indonesia	76,442	12,561,432	0	-	76,442	12,561,432
19	PT Zurich Topas Life (d/h PT Mayapada Life)	588	318,723	0	-	588	318,723
<b>JUMLAH / SUB TOTAL</b>		<b>3,668,373</b>	<b>474,092,059</b>	<b>89,524</b>	<b>2,558,791</b>	<b>3,757,897</b>	<b>476,650,850</b>
<b>JUMLAH SELURUHNYA / GRAND TOTAL</b>		<b>4,046,912</b>	<b>514,804,838</b>	<b>100,441</b>	<b>2,898,780</b>	<b>4,147,353</b>	<b>517,703,618</b>

Catatan (Notes) :

\*) Tidak Menyampaikan Laporan Tahunan  
Have Not Submitted Annual Report

\*\*) Pemberian izin usaha di akhir tahun 2012  
New license at the end 2012

**Perusahaan Asuransi Jiwa**  
Life Insurance Companies

**TABEL : 3.16/TABLE : 3.16**  
**PERTANGGUNGAN YANG BERLAKU PADA AWAL TAHUN 2012**  
**POLICIES INFORCE AT THE BEGINNING OF THE YEAR 2012**

**Semua Cabang Selain Kecelakaan Diri dan Kesehatan**  
*All Plans Except Personal Accident & Health*

\*\*\*) Dlm. jutaan rupiah  
\*\*\*\*) In million rupiah

NO.	NAMA PERUSAHAAN NAME OF COMPANY	PERT/PERORANGAN INDIVIDUAL		PERT/KUMPULAN GROUP		JUMLAH TOTAL	
		Jumlah Polis No Of Policies	Jml. Uang Pert***) Sum Insured	Jumlah Peserta No. Insured	Jml. Uang Pert***) Sum Insured	Polis/Peserta Policies/Insurea	Jml. Uang Pert***) Sum Insured
(1)	(2)	(3)	(4)	(5)	(6)	(7)	(8)
<b>PERUSAHAAN ASURANSI JIWA NASIONAL</b>							
<i>NATIONAL LIFE INSURANCE COMPANIES</i>							
1	PT Asuransi Jiwa Adisarana Wanaartha	7,513	1,605,708	244,219	1,675,897	251,732	3,281,605
2	PT Asuransi Jiwa Bakrie	0	0	0	0	0	0
3	PT BNI Life Insurance	53,810	7,010,352	1,260,916	17,175,488	1,314,726	24,185,840
4	PT Asuransi Jiwa Bringin Jiwa Sejahtera	48,713	772,748	3,449,894	71,068,451	3,498,607	71,841,200
5	PT Asuransi Jiwa Bumi Asih Jaya	130,986	1,344,842	279,040	2,150,989	410,026	3,495,831
6	Asuransi Jiwa Bersama Bumiputera 1912	2,164,954	37,175,399	2,357,529	46,759,253	4,522,483	83,934,652
7	PT Asuransi Jiwa Central Asia Raya	82,206	5,757,938	433,613	24,913,742	515,819	30,671,680
8	PT Equity Life Indonesia	44,530	3,136,282	156,024	8,015,487	200,554	11,151,769
9	PT Heksa Eka Life Insurance	0	0	1,038,600	53,770,488	1,038,600	53,770,488
10	PT Indolife Pensiortama	34,405	7,930,660	8,341	46,911	42,746	7,977,571
11	PT Asuransi Jiwa InHealth Indonesia	0	0	22	210,892	22	210,892
12	PT Asuransi Jiwasraya (Persero)	419,378	5,584,601	3,274,033	92,182,440	3,693,411	97,767,041
13	PT Asuransi Kresna Life (d/h PT A.J. Mira Life)	1,181	101,678	64	3,686,300	1,245	3,787,978
14	PT Asuransi Jiwa Mega Life	26,029	965,817	3,353,733	240,226,774	3,379,762	241,192,591
15	PT MNC Life Assurance (d/h PT UOB Life Sun Assurance)	1,830	111,873	40,977	5,681,011	42,807	5,792,884
16	PT Multicor Life Insurance	28	94	317,363	2,025,664	317,391	2,025,758
17	PT Asuransi Jiwa Nusantara	278	5,483	2,017,335	56,711,192	2,017,613	56,716,675
18	PT Panin Life (d/h PT Panin Anugrah Life)	95,799	10,822,707	165,395	14,087,152	261,194	24,909,859
19	PT Pasaraya Life Insurance	110	994	208,292	3,695,544	208,402	3,696,538
20	PT Asuransi Jiwa Recapital	2,044	85,756	820,442	12,113,896	822,486	12,199,652
21	PT Asuransi Jiwa Sequis Finansial	7,323	579,733	12,450	1,127,270	19,773	1,707,003
22	PT Asuransi Jiwa Sequis Life	222,155	24,550,263	21,676	2,952,382	243,831	27,502,645
23	PT Asuransi Jiwa Tugu Mandiri	2,152	37,214	79,855	1,343,219	82,007	1,380,433
24	PT Asuransi Jiwa Mega Indonesia	0	0	0	0	0	0
25	PT Asuransi Jiwa Reliance **)	0	0	0	0	0	0
<b>JUMLAH / SUB TOTAL</b>		<b>3,345,424</b>	<b>107,580,142</b>	<b>19,539,813</b>	<b>661,620,444</b>	<b>22,885,237</b>	<b>769,200,586</b>
<b>PATUNGAN / JOINT VENTURE :</b>							
1	PT Ace Life Assurance (d/h PT A.J. Bhumi Artha Reksatama)	25,726	3,570,233	273,803	1,854,851	299,529	5,425,084
1	PT AIA Finansial (d/h PT AIG Life)	505,382	60,513,384	191,952	31,047,434	697,334	91,560,818
2	PT Asuransi Allianz Life Indonesia	308,857	52,897,595	1,258,723	45,555,471	1,567,580	98,453,066
3	PT Asuransi Aviva Indonesia (d/h PT Winterthur Life Indonesia)	1,096	40,047	62,741	2,763,949	63,837	2,803,996
4	PT Avrist Assurance (d/h PT Asuransi AIA Indonesia)	133,412	11,233,561	498,599	25,438,622	632,011	36,672,183
5	PT Axa Finansial Indonesia	109,112	19,508,559	180,313	1,978,995	289,425	21,487,554
6	PT Axa Life Indonesia	78	3,183	0	0	78	3,183
7	PT Axa Mandiri Financial Services	426,590	27,083,630	1,044,323	11,912,162	1,470,913	38,995,792
8	PT Asuransi CIGNA	700,165	30,584,129	58,269	714,704	758,434	31,298,833
9	PT CIMB Sun Life (d/h PT Commerce International)	11,917	618,900	6	19,350,636	11,923	19,969,535
10	PT Commonwealth Life (d/h PT Astra CMG Life)	123,160	15,790,778	198,239	24,950,049	321,399	40,740,827
11	PT Asuransi Jiwa Generali Indonesia (d/h PT A.J. Arta Mandiri Prima)	2,196	357,954	22,315	5,481,277	24,511	5,839,231
12	PT Great Eastern Life Indonesia	26,322	5,489,770	3,179	226,238	29,501	5,716,008
13	PT Tokio Marine Life Ins Indonesia (d/h MAA Life Assurance)	2,820	133,287	87,646	1,676,036	90,466	1,809,323
14	PT Asuransi Jiwa Manulife Indonesia	451,418	65,447,898	943,020	12,508,648	1,394,438	77,956,546
15	PT Prudential Life Assurance	1,557,455	208,199,110	578,708	4,979,612	2,136,163	213,178,722
16	PT Asuransi Jiwa Sinar Mas MSIG	136,888	9,852,627	220,706	25,409,414	357,594	35,262,042
17	PT Sun Life Finansial Indonesia	178,509	22,108,445	23,294	1,132,209	201,803	23,240,653
18	PT Zurich Topas Life (d/h PT Mayapada Life)	335	69,430	6,754	534,121	7,089	603,551
<b>JUMLAH / SUB TOTAL</b>		<b>4,701,438</b>	<b>533,502,519</b>	<b>5,652,591</b>	<b>217,514,428</b>	<b>10,354,028</b>	<b>751,016,948</b>
<b>JUMLAH SELURUHHNYA / GRAND TOTAL</b>		<b>8,046,862</b>	<b>641,082,661</b>	<b>25,192,404</b>	<b>879,134,873</b>	<b>33,239,265</b>	<b>1,520,217,534</b>

**Catatan (Notes) :**

\*) Tidak Menyampaikan Laporan Tahunan  
*Have Not Submitted Annual Report*

\*\*) Pemberian izin usaha di akhir tahun 2012  
*New license at the end 2012*

TABEL : 3.16-1/TABLE : 3.16.1  
PERTANGGUNGAN BARU UNTUK TAHUN 2012  
NEW BUSINESS FOR THE YEAR 2012

Semua Cabang Selain Kecelakaan Diri dan Kesehatan  
All Plans Except Personal Accident & Health

NO.	NAMA PERUSAHAAN NAME OF COMPANY	PERTIPERORANGAN INDIVIDUAL			PERTKUMPULAN GROUP			JUMLAH TOTAL		
		Jumlah Polis No Of Policies	Jml. Uang Pert***) Sum Insured	Jumlah Peserta No. Insured	Jml. Uang Pert***) Sum Insured	Polis/Peserta Policies/Insured	Jml. Uang Pert***) Sum Insured	Polis/Peserta Policies/Insured	Jml. Uang Pert***) Sum Insured	
(1)	(2)	(3)	(4)	(5)	(6)	(7)	(8)			
<b>PERUSAHAAN ASURANSI JIWA NASIONAL</b>										
<b>NATIONAL LIFE INSURANCE COMPANIES</b>										
1	PT Asuransi Jiwa Adisanara Wanaartha	3.435	1.447.565	489	33.574	3.924	1.481.139			
2	PT Asuransi Jiwa Bakrie	0	0	0	0	0	0			
3	PT BNI Life Insurance	21.981	3.847.109	181.244	12.011.591	203.225	15.858.700			
4	PT Asuransi Jiwa Bimigih Jiwa Sejahtera	8.708	284.055	3.017.583	93.486.736	3.026.291	93.740.791			
5	PT Asuransi Jiwa Bumi Asih Jaya	0	0	0	0	0	0			
6	Asuransi Jiwa Bersama Bumiputera 1912	277.858	5.288.670	1.939.677	31.797.254	2.217.535	37.065.924			
7	PT Asuransi Jiwa Central Asia Raya	6.590	443.177	991.351	57.531.039	997.941	57.974.216			
8	PT Equity Life Indonesia	26.882	1.650.269	42.245	1.819.100	69.127	3.469.369			
9	PT Heksa Eka Life Insurance	0	0	368.607	20.745.914	368.607	20.745.914			
10	PT Indofite Pensiontama	20.149	7.427.440	31.853	241.756	52.002	7.669.197			
11	PT Asuransi Jiwa InHealth Indonesia	0	0	24	566.493	24	566.493			
12	PT Asuransi Jiwaswara (Persero)	40.877	2.951.802	14.169	1.484.038	55.046	4.435.840			
13	PT Asuransi Kresna Life (dih PT A.J. Mira Life)	1.960	251.714	481	3.345.009	2.441	3.596.723			
14	PT Asuransi Jiwa Mega Life	1.116	61.326	4.573	12.274.620	5.689	12.335.948			
15	PT MNC Life Assurance (dih PT UOB Life Sun Assurance)	3.084	220.353	28.003	2.750.632	31.072	2.970.985			
16	PT Multicoor Life Insurance	0	0	540.844	1.435.364	540.844	1.435.364			
17	PT Asuransi Jiwa Nusantara	16	3.555	368.378	16.591.926	368.384	16.595.481			
18	PT Panin Life (dih PT Panin Anugrah Life)	16.072	2.733.238	13.781	4.953.288	29.853	7.686.526			
19	PT Pasaraya Life Insurance	0	0	24.566	738.496	24.566	738.496			
20	PT Asuransi Jiwa Recapital	363	13.874	576.662	9.757.779	577.025	9.771.653			
21	PT Asuransi Jiwa Securis Financial	0	0	1.760	210.570	1.760	210.570			
22	PT Asuransi Jiwa Sequis Life	37.143	5.934.517	2.184	535.489	39.327	6.470.006			
23	PT Asuransi Jiwa Tuju Mandiri	18	501	18.560	1.783.645	18.578	1.784.146			
24	PT Asuransi Jiwa Meqa Indonesia	0	0	0	0	0	0			
25	PT Asuransi Jiwa Reliance **)	0	0	0	0	0	0			
<b>JUMLAH / SUB TOTAL</b>		<b>466.232</b>	<b>32.509.166</b>	<b>8.167.039</b>	<b>274.154.316</b>	<b>8.633.271</b>	<b>306.663.482</b>			
<b>PATUNGAN / JOINT VENTURE :</b>										
1	PT Ace Life Assurance (dih PT A.J. Bumi Artha Reksalama)	17.784	2.573.088	69.185	593.945	86.969	3.167.033			
2	PT AIA Financial (dih PT AIG Life)	64.571	16.482.846	176.541	33.210.217	241.112	49.693.063			
3	PT Asuransi Allianz Life Indonesia	75.195	21.462.833	983.632	39.509.201	1.058.827	60.972.034			
4	PT Asuransi Aviva Indonesia (dih PT Winterthur Life Indonesia)	112	56.068	48.813	5.407.800	48.925	5.463.868			
5	PT Avrist Assurance (dih PT Asuransi AIA Indonesia)	8.142	1.289.656	269.683	21.052.035	277.825	22.341.691			
6	PT Axa Financial Indonesia	18.060	3.287.286	34.816	948.391	52.876	4.235.676			
7	PT Axa Life Indonesia	0	46.255	0	0	0	46.255			
8	PT Axa Mandiri Financial Services	233.157	20.093.218	685.262	12.737.186	918.419	32.830.404			
9	PT Asuransi CIGNA	148.197	18.835.827	15.156	147.266	163.353	18.983.083			
10	PT CIMB Sun Life (dih PT Commerce International)	4.818	592.726	1	5.460.926	4.819	6.053.652			
11	PT Commonwealth Life (dih PT Astra CMG Life)	31.471	8.957.584	164.064	23.213.438	195.535	32.181.022			
12	PT Asuransi Jiwa Generali Indonesia (dih PT A.J. Arta Mandiri Prima)	9.866	2.022.970	41.976	16.242.968	51.842	18.265.938			
13	PT Great Eastern Life Indonesia	6.944	1.993.879	185	226.253	7.129	2.222.132			
14	PT Tokio Marine Life Ins Indonesia (dih MAA Life Assurance)	10	589	2.814	305.225	2.824	305.814			
15	PT Asuransi Jiwa Manulife Indonesia	83.501	9.701.330	111.918	709.853	195.419	10.411.183			
16	PT Prudential Life Assurance	655.533	78.580.047	26.161	1.691.493	681.694	80.251.539			
17	PT Asuransi Jiwa Sinar Mas MISC	59.603	8.338.574	66.949	11.463.198	126.552	19.806.772			
18	PT Sun Life Financial Indonesia	26.735	3.122.874	111	24.246	26.846	3.147.120			
19	PT Zurich Topas Life (dih PT Mayapada Life)	1.463	484.481	2.214	182.612	3.677	667.093			
<b>JUMLAH / SUB TOTAL</b>		<b>1.445.182</b>	<b>197.912.131</b>	<b>2.689.481</b>	<b>173.133.242</b>	<b>4.144.643</b>	<b>371.045.373</b>			
<b>JUMLAH SELURUHNYA / GRAND TOTAL</b>		<b>1.911.394</b>	<b>230.421.297</b>	<b>10.866.520</b>	<b>447.287.558</b>	<b>12.777.914</b>	<b>677.708.855</b>			

Catatan (Notes) :

\*) Tidak Menyampaikan Laporan Tahunan  
Have Not Submitted Annual Report

\*\*\*) Pemberian izin usaha di akhir tahun 2012

New license at the end 2012

TABEL : 3.16.2/TABLE : 3.16.2  
PEMULIHAN KEMBALI POLIS UNTUK TAHUN 2012  
REINSTATEMENT FOR THE YEAR 2012

Semua Cabang Selain Kecelakaan Diri dan Kesehatan  
All Plans Except Personal Accident & Health

NO.	NAMA PERUSAHAAN NAME OF COMPANY	PERTERPERORANGAN INDIVIDUAL			PERTKUMPULAN GROUP			JUMLAH TOTAL	
		Jumlah Polis No Of Policies	Jml. Uang Pert*** Sum Insured	(3)	Jumlah Peserta No. Insured	Jml. Uang Pert*** Sum Insured	(6)	Polis/Peserta Policies/Insured	Jml. Uang Pert*** Sum Insured
(1)	(2)	(3)	(4)	(5)	(6)	(7)	(8)	(9)	(10)
<b>PERUSAHAAN ASURANSI JIWA NASIONAL</b>									
<i>NATIONAL LIFE INSURANCE COMPANIES</i>									
1	PT Asuransi Jiwa Adisarana Wanaartha	91	1.354	465	19.327	566	20.681	0	0
2	PT Asuransi Jiwa Bekrite	0	0	0	0	0	0	0	0
3	PT BNI Life Insurance	961	204.154	0	0	961	204.154	0	0
4	PT Asuransi Jiwa Brinngin Jiwa Sejahtera	580	13.569	0	0	580	13.569	0	0
5	PT Asuransi Jiwa Bumi Asih Jaya	0	0	0	0	0	0	0	0
6	Asuransi Jiwa Bersama Bumiputera 1912	88.444	1.397.603	0	0	88.444	1.397.603	0	0
7	PT Asuransi Jiwa Central Asia Raya	40	2.764	22.740	1.088.756	22.780	1.091.520	0	0
8	PT Equity Life Indonesia	202	8.293	2	10	204	8.303	0	0
9	PT Heksa Eka Life Insurance	0	0	0	0	0	0	0	0
10	PT Indolife Pensiontama	0	0	0	0	0	0	0	0
11	PT Asuransi Jiwa InHealth Indonesia	0	0	0	0	0	0	0	0
12	PT Asuransi Jiwasraya (Pensero)	0	0	0	0	0	0	0	0
13	PT Asuransi Krosna Life (dih PT A.J. Mira Life)	0	0	0	0	0	0	0	0
14	PT Asuransi Jiwa Mega Life	336	21.664	0	0	336	21.664	0	0
15	PT MNC Life Assurance (dih PT UOB Life Sun Assurance)	0	0	0	0	0	0	0	0
16	PT Multicoor Life Insurance	0	0	0	0	0	0	0	0
17	PT Asuransi Jiwa Nusantara	4.475	526.308	0	0	4.475	526.308	0	0
18	PT Panin Life (dih PT Panin Anugrah Life)	0	0	0	0	0	0	0	0
19	PT Pasaraya Life Insurance	0	0	0	0	0	0	0	0
20	PT Asuransi Jiwa Recapital	70	2.431	0	0	70	2.431	0	0
21	PT Asuransi Jiwa Securis Financial	3	520	7.316	729.802	7.319	730.322	0	0
22	PT Asuransi Jiwa Sequis Life	651	264.134	0	0	651	264.134	0	0
23	PT Asuransi Jiwa Tugu Mandiri	0	0	0	0	0	0	0	0
24	PT Asuransi Jiwa Mega Indonesia	0	0	0	0	0	0	0	0
25	PT Asuransi Jiwa Reliance **	0	0	0	0	0	0	0	0
<b>JUMLAH / SUB TOTAL</b>		<b>95.853</b>	<b>2.442.793</b>	<b>30.523</b>	<b>1.937.896</b>	<b>126.376</b>	<b>4.280.689</b>		
<b>PATUNGAN / JOINT VENTURE :</b>									
1	PT Ace Life Assurance (dih PT A.J. Bhumi Artha Reksalama)	218	24.879	0	0	218	24.879	0	0
2	PT AIA Financial (dih PT AIG Life)	2.403	257.488	1	63	2.404	257.551	0	0
3	PT Asuransi Allianz Life Indonesia	11.353	2.619.181	705.764	12.687.184	717.117	15.306.365	0	0
4	PT Asuransi Aviva Indonesia (dih PT Winterthur Life Indonesia)	968	89.524	1.366	1.847.677	2.334	1.937.201	0	0
5	PT Avrist Assurance (dih PT Asuransi AIA Indonesia)	352	48.435	0	0	352	48.435	0	0
6	PT Axa Financial Indonesia	2.583	274.681	0	0	2.583	274.681	0	0
7	PT Axa Life Indonesia	798	0	0	0	798	0	0	0
8	PT Axa Mandiri Financial Services	2.021	71.100	0	0	2.021	71.100	0	0
9	PT Asuransi CIGNA	0	0	0	0	0	0	0	0
10	PT CIMB Sun Life (dih PT Commerce International)	38	3.161	0	0	38	3.161	0	0
11	PT Commonwealth Life (dih PT Astra CMG Life)	6.288	1.192.931	4.646	675.665	10.944	1.868.596	0	0
12	PT Asuransi Jiwa Generali Indonesia (dih PT A.J. Arta Mandiri Prima)	0	0	0	0	0	0	0	0
13	PT Great Eastern Life Indonesia	1.079	177.446	0	0	1.079	177.446	0	0
14	PT Tokio Marine Life Ins Indonesia (dih MAA Life Assurance)	9	658	0	0	9	658	0	0
15	PT Asuransi Jiwa Manulife Indonesia	3.720	754.242	0	0	3.720	754.242	0	0
16	PT Prudential Life Assurance	12.417	1.552.243	138	6.531	12.555	1.558.774	0	0
17	PT Asuransi Jiwa Sinar Mas MSIG	0	0	0	0	0	0	0	0
18	PT Sun Life Financial Indonesia	1.815	353.214	946	140.174	2.761	493.388	0	0
19	PT Zurich Topas Life (dih PT Mayapada Life)	0	0	0	0	0	0	0	0
<b>JUMLAH / SUB TOTAL</b>		<b>46.072</b>	<b>7.419.183</b>	<b>712.861</b>	<b>15.357.294</b>	<b>758.933</b>	<b>22.776.477</b>		
<b>JUMLAH SELURUHNYA / GRAND TOTAL</b>		<b>141.925</b>	<b>9.861.976</b>	<b>743.384</b>	<b>17.195.190</b>	<b>885.309</b>	<b>27.057.166</b>		

Catatan (Notes) :  
\*) Tidak Menyampaikan Laporan Tahunan  
Have Not Submitted Annual Report  
\*\*) Pemberian izin usaha di akhir tahun 2012  
New license at the end 2012



NO.	NAMA PERUSAHAAN NAME OF COMPANY	PERTIPERORANGAN INDIVIDUAL		PERTKUMPULAN GROUP		Jumlah / Jumlah		Jumlah Peserta No. Insured	Jml. Uang Pert*** Sum Insured	Polis/Peserta Policies/Insured	Jml. Uang Pert*** Sum Insured
		Jumlah Polis No Of Policies	Jml. Uang Pert*** Sum Insured	Jumlah Peserta No. Insured	Jml. Uang Pert*** Sum Insured						
(1)	(2)	(3)	(4)	(5)	(6)	(7)	(8)				
<b>PERUSAHAAN ASURANSI JIWA NASIONAL</b>											
<b>NATIONAL LIFE INSURANCE COMPANIES</b>											
1	PT Asuransi Jiwa Adisarana Wanaartha	0	0	0	0	0	0	0	0	0	0
2	PT Asuransi Jiwa Bakrie	0	0	0	0	0	0	0	0	0	0
3	PT BNI Life Insurance	0	0	0	0	0	0	0	0	0	0
4	PT Asuransi Jiwa Brinjin Jiwa Sejahtera	0	0	0	0	0	0	0	0	0	0
5	PT Asuransi Jiwa Bumi Asih Jaya	1.330	63.073	55.381	393.935	56.711	457.008	8.641	161.013	8.641	161.013
6	Asuransi Jiwa Bersama Bumiputera 1912	8.641	161.013	0	0	0	0	0	0	0	0
7	PT Asuransi Jiwa Central Asia Raya	679	49.517	1.625	100.171	2.304	149.688	0	0	0	0
8	PT Equity Life Indonesia	0	0	0	0	0	0	0	0	0	0
9	PT Heksa Eka Life Insurance	0	0	0	0	0	0	0	0	0	0
10	PT Indolife Pensionama	0	0	0	0	0	0	0	0	0	0
11	PT Asuransi Jiwa InHealth Indonesia	0	0	0	0	0	0	0	0	0	0
12	PT Asuransi Jiwasraya (Persero)	0	0	0	0	0	0	0	0	0	0
13	PT Asuransi Kresna Life (dih PT A.J. Mira Life)	0	0	0	0	0	0	0	0	0	0
14	PT Asuransi Jiwa Mega Life	0	0	0	0	0	0	0	0	0	0
15	PT MNC Life Assurance (dih PT UOB Life Sun Assurance)	0	0	0	0	0	0	0	0	0	0
16	PT Mulicor Life Insurance	0	0	0	0	0	0	0	0	0	0
17	PT Asuransi Jiwa Nusantara	0	0	0	0	0	0	0	0	0	0
18	PT Panin Life (dih PT Panin Anugrah Life)	0	0	0	0	0	0	0	0	0	0
19	PT Pasaraya Life Insurance	0	0	0	0	0	0	0	0	0	0
20	PT Asuransi Jiwa Recapital	0	0	0	0	0	0	0	0	0	0
21	PT Asuransi Jiwa Sequis Financial	2	4	462	20.725	464	20.729	0	0	0	0
22	PT Asuransi Jiwa Sequis Life	0	0	1.781	76.260	1.781	76.260	0	0	0	0
23	PT Asuransi Jiwa Tuju Mandiri	151	605	0	0	151	605	0	0	0	0
24	PT Asuransi Jiwa Mega Indonesia	0	0	0	0	0	0	0	0	0	0
25	PT Asuransi Jiwa Reliance **)	0	0	0	0	0	0	0	0	0	0
<b>JUMLAH / SUB TOTAL</b>		<b>10.803</b>	<b>274.211</b>	<b>59.249</b>	<b>591.092</b>	<b>70.052</b>	<b>865.303</b>				
<b>PATUNGAN / JOINT VENTURE :</b>											
1	PT Ace Life Assurance (dih PT A.J. Bumi Artha Reksalama)	0	0	0	0	0	0	0	0	0	0
2	PT AIA Financial (dih PT AIG Life)	50	26.109	0	0	50	26.109	0	0	0	0
3	PT Asuransi Allianz Life Indonesia	0	0	0	0	0	0	0	0	0	0
4	PT Asuransi Aviva Indonesia (dih PT Winterthur Life Indonesia)	0	0	0	0	0	0	0	0	0	0
5	PT Avrist Assurance (dih PT Asuransi AIA Indonesia)	0	0	0	0	0	0	0	0	0	0
6	PT Axa Financial Indonesia	0	0	0	0	0	0	0	0	0	0
7	PT Axa Life Indonesia	0	0	0	0	0	0	0	0	0	0
8	PT Axa Mandiri Financial Services	0	0	0	0	0	0	0	0	0	0
9	PT Asuransi CIGNA	0	0	0	0	0	0	0	0	0	0
10	PT CIMB Sun Life (dih PT Commerce International)	0	0	0	0	0	0	0	0	0	0
11	PT Commonwealth Life (dih PT Astra CMG Life)	0	0	35.991	1.225.569	35.991	1.225.569	0	0	0	0
12	PT Asuransi Jiwa Generali Indonesia (dih PT A.J. Arta Mandiri Prima)	0	0	0	0	0	0	0	0	0	0
13	PT Great Eastern Life Indonesia	0	0	0	0	0	0	0	0	0	0
14	PT Tokio Marine Life Ins Indonesia (dih MAA Life Assurance)	0	0	0	0	0	0	0	0	0	0
15	PT Asuransi Jiwa Manulife Indonesia	0	0	0	0	0	0	0	0	0	0
16	PT Prudential Life Assurance	0	0	0	0	0	0	0	0	0	0
17	PT Asuransi Jiwa Sinar Mas (SIG)	0	0	0	0	0	0	0	0	0	0
18	PT Sun Life Financial Indonesia	17	7.735	0	0	17	7.735	0	0	0	0
19	PT Zurich Topas Life (dih PT Mayapada Life)	0	0	0	0	0	0	0	0	0	0
<b>JUMLAH / SUB TOTAL</b>		<b>67</b>	<b>33.844</b>	<b>35.991</b>	<b>1.225.569</b>	<b>36.058</b>	<b>1.259.413</b>				
<b>JUMLAH SELURUHNYA / GRAND TOTAL</b>		<b>10.870</b>	<b>308.056</b>	<b>95.240</b>	<b>1.816.661</b>	<b>106.110</b>	<b>2.124.716</b>				

Catatan (Notes):

) Tidak Menyampaikan Laporan Tahunan

Have Not Submitted Annual Report

\*\*). Pemberian izin usaha di akhir tahun 2012

New license at the end 2012

TABEL : 3.16.4/TABLE : 3.16.4  
MENINGGAL DALAM TAHUN 2012  
DEATHS FOR THE YEAR 2012

Semua Cabang Selain Kecelakaan Diri dan Kesehatan  
All Plans Except Personal Accident & Health

NO.	NAMA PERUSAHAAN NAME OF COMPANY	PERTINDIVIDUAL			PERTKUMPULAN			TOTAL	
		Jumlah Polis No Of Policies	Jml. Uang Pert*** Sum Insured	Jumlah Peserta No. Insured	Jml. Uang Pert*** Sum Insured	Polis/Peserta Policies/Insured	Jml. Uang Pert*** Sum Insured	Jml. Uang Pert*** Sum Insured	
(1)	(2)	(3)	(4)	(5)	(6)	(7)	(8)	(9)	
<b>PERUSAHAAN ASURANSI JIWA NASIONAL</b>									
<b>NATIONAL LIFE INSURANCE COMPANIES</b>									
1	PT Asuransi Jiwa Adisarana Wanaatma	10	90	1.641	11.622	1.651	11.712	0	
2	PT Asuransi Jiwa Bakrie	0	0	0	0	0	0	0	
3	PT BNI Life Insurance	89	6.674	1.038	43.799	1.127	50.473	50.473	
4	PT Asuransi Jiwa Brinjan Jiwa Sejahtera	193	2.566	31.375	1.258.998	31.568	1.261.594	1.261.594	
5	PT Asuransi Jiwa Bumi Asih Jaya	780	6.480	855	13.653	1.335	20.145	20.145	
6	Asuransi Jiwa Bersama Bumiputera 1912	6.411	119.860	4.180	112.456	10.591	232.317	232.317	
7	PT Asuransi Jiwa Central Asia Raya	208	12.284	322	27.336	530	39.630	39.630	
8	PT Equity Life Indonesia	121	7.370	203	7.088	324	14.458	14.458	
9	PT Heksa Eka Life Insurance	0	0	4.746	220.790	4.746	220.790	220.790	
10	PT Indolife Pensionama	6	255	4	19	10	275	275	
11	PT Asuransi Jiwa InHealth Indonesia	0	0	0	954	0	954	954	
12	PT Asuransi Jiwasraya (Persero)	552	18.581	16.909	370.669	17.461	389.250	389.250	
13	PT Asuransi Kresna Life (d/h PT A.J. Mira Life)	3	23	51	21.192	54	21.215	21.215	
14	PT Asuransi Jiwa Mega Life	14	516	32	49.899	46	50.415	50.415	
15	PT MNC Life Assurance (d/h PT UOB Life Sun Assurance)	4	71	196	11.911	200	11.982	11.982	
16	PT Multicor Life Insurance	0	0	3.115	6.188	3.115	6.188	6.188	
17	PT Asuransi Jiwa Nusantara	0	0	13.372	459.605	13.372	459.605	459.605	
18	PT Panin Life (d/h PT Panin Anugrah Life)	158	11.881	131	1.312.757	289	1.324.648	1.324.648	
19	PT Pasaraya Life Insurance	0	0	1.866	25.935	1.866	25.935	25.935	
20	PT Asuransi Jiwa Recaptial	1	81	546	22.182	547	22.263	22.263	
21	PT Asuransi Jiwa Sequis Financial	17	1.152	31	4.072	27	1.561	1.561	
22	PT Asuransi Jiwa Sequis Life	525	39.503	10	409	556	43.575	43.575	
23	PT Asuransi Jiwa Tuju Mandiri	9	483	207	7.416	216	7.900	7.900	
24	PT Asuransi Jiwa Mega Indonesia	0	0	0	0	0	0	0	
25	PT Asuransi Jiwa Reliance **)	0	0	0	0	0	0	0	
<b>JUMLAH / SUB TOTAL</b>		<b>9,101</b>	<b>227,931</b>	<b>80,530</b>	<b>3,988,952</b>	<b>89,631</b>	<b>4,216,883</b>	<b>4,216,883</b>	
<b>PATUNGAN / JOINT VENTURE :</b>									
1	PT Ace Life Assurance (d/h PT A.J. Bumi Artha Reksatama)	44	4.253	740	16.748	784	21,001	21,001	
2	PT AIA Financial (d/h PT AIG Life)	1,003	88,446	345	53,860	1,348	142,306	142,306	
3	PT Asuransi Allianz Life Indonesia	524	73,040	0	0	524	73,040	73,040	
4	PT Asuransi Aviva Indonesia (d/h PT Winterthur Life Indonesia)	25	1,792	225	6,521	250	8,312	8,312	
5	PT Avrist Assurance (d/h PT Asuransi AIA Indonesia)	232	14,065	928	39,823	1,160	53,885	53,885	
6	PT Axa Financial Indonesia	143	16,872	9,953	0	10,096	16,872	16,872	
7	PT Axa Life Indonesia	1	15	0	0	1	15	15	
8	PT Axa Mandiri Financial Services	434	44,848	1,074	32,885	1,508	77,733	77,733	
9	PT Asuransi CIGNA	1,254	78,987	0	0	1,254	78,987	78,987	
10	PT CIMB Sun Life (d/h PT Commerce International)	11	820	0	10,129	11	10,949	10,949	
11	PT Commonwealth Life (d/h PT Astia CMG Life)	278	2,761	34	3,875	312	26,636	26,636	
12	PT Asuransi Jiwa Generali Indonesia (d/h PT A.J. Arfa Mandiri Prima)	0	3,219	128	8,586	128	11,805	11,805	
13	PT Great Eastern Life Indonesia	39	7,326	0	0	39	7,326	7,326	
14	PT Tokio Marine Life Ins Indonesia (d/h MAA Life Assurance)	4	90	341	3,050	345	3,140	3,140	
15	PT Asuransi Jiwa Manulife Indonesia	879	92,240	432	12,127	1,311	104,367	104,367	
16	PT Prudential Life Assurance	2,453	276,601	918	11,936	3,371	288,537	288,537	
17	PT Asuransi Jiwa Sinar Mas MSIG	225	7,026	251	22,245	476	29,272	29,272	
18	PT Sun Life Financial Indonesia	327	37,742	12	690	339	38,432	38,432	
19	PT Zurich Topas Life (d/h PT Mayapada Life)	0	0	24	1,997	24	1,997	1,997	
<b>JUMLAH / SUB TOTAL</b>		<b>7,876</b>	<b>770,144</b>	<b>15,405</b>	<b>224,471</b>	<b>23,281</b>	<b>994,615</b>	<b>994,615</b>	
<b>JUMLAH SELURUHNYA / GRAND TOTAL</b>		<b>16,977</b>	<b>998,075</b>	<b>95,935</b>	<b>4,213,423</b>	<b>112,913</b>	<b>5,211,497</b>	<b>5,211,497</b>	

Catatan (Notes):  
\*) Tidak Menyampaikan Laporan Tahunan  
Have Not Submitted Annual Report  
\*\*) Pemberian izin usaha di akhir tahun 2012  
New license at the end 2012

**Perusahaan Asuransi Jiwa**  
Life Insurance Companies

**TABEL : 3.16.5 / TABLE : 3.16.5**  
**HABIS KONTRAK DALAM TAHUN 2012**  
MATURITIES FOR THE YEAR 2012

**Semua Cabang Selain Kecelakaan Diri dan Kesehatan**  
All Plans Except Personal Accident & Health

\*\*\*) Dlm. jutaan rupiah  
\*\*\*\*) In million rupiah

NO.	NAMA PERUSAHAAN NAME OF COMPANY	PERT/PERORANGAN INDIVIDUAL		PERT/KUMPULAN GROUP		JUMLAH TOTAL	
		Jumlah Polis No Of Policies	Jml. Uang Pert*** Sum Insured	Jumlah Peserta No. Insured	Jml. Uang Pert*** Sum Insured	Polis/Peserta Policies/Insured	Jml. Uang Pert*** Sum Insured
(1)	(2)	(3)	(4)	(5)	(6)	(7)	(8)
<b>PERUSAHAAN ASURANSI JIWA NASIONAL</b>							
<i>NATIONAL LIFE INSURANCE COMPANIES</i>							
1	PT Asuransi Jiwa Adisarana Wanaartha	175	3,530	47,512	416,389	47,687	419,919
2	PT Asuransi Jiwa Bakrie	0	0	0	0	0	0
3	PT BNI Life Insurance	704	190,876	344,766	2,156,276	345,470	2,347,152
4	PT Asuransi Jiwa Brinjin Jiwa Sejahtera	1,298	30,429	30,142	427,398	31,440	457,827
5	PT Asuransi Jiwa Bumi Asih Jaya	5,183	11,202	11,051	6,302	16,234	17,504
6	Asuransi Jiwa Bersama Bumiputera '1912	88,052	1,164,471	1,714,291	19,271,991	1,802,343	20,436,462
7	PT Asuransi Jiwa Central Asia Raya	3,576	140,514	91,829	1,278,581	95,405	1,419,095
8	PT Equity Life Indonesia	1,138	69,219	29,219	1,081,640	30,357	1,150,859
9	PT Heksa Eka Life Insurance	0	0	270,448	10,136,292	270,448	10,136,292
10	PT Indolife Pensiortama	1,724	212,721	8,150	46,045	9,874	258,766
11	PT Asuransi Jiwa InHealth Indonesia	0	0	10	159,888	10	159,888
12	PT Asuransi Jiwasraya (Persero)	11,264	300,937	27,341	1,663,540	38,605	1,964,477
13	PT Asuransi Kresna Life (d/h PT A.J. Mira Life)	161	6,085	233	316,775	394	322,860
14	PT Asuransi Jiwa Mega Life	38	4,591	23	7,812	61	12,403
15	PT MNC Life Assurance (d/h PT UOB Life Sun Assurance)	241	11,112	7,281	831,081	7,522	842,193
16	PT Multicor Life Insurance	0	0	507,818	1,158,334	507,818	1,158,334
17	PT Asuransi Jiwa Nusantara	23	139	624,244	14,806,878	624,267	14,807,017
18	PT Panin Life (d/h PT Panin Anugrah Life)	4,966	346,688	5,943	150,293	10,909	496,980
19	PT Pasaraya Life Insurance	0	0	0	0	0	0
20	PT Asuransi Jiwa Recapital	130	1,977	251,486	4,081,090	251,616	4,083,066
21	PT Asuransi Jiwa Sequis Financial	16	803	6	226	22	1,028
22	PT Asuransi Jiwa Sequis Life	1,084	46,879	709	22,717	1,793	69,597
23	PT Asuransi Jiwa Tugu Mandiri	79	1,188	11,346	332,418	11,425	333,606
24	PT Asuransi Jiwa Mega Indonesia	0	0	0	0	0	0
25	PT Asuransi Jiwa Reliance **)	0	0	0	0	0	0
<b>JUMLAH / SUB TOTAL</b>		<b>119,852</b>	<b>2,543,361</b>	<b>3,983,848</b>	<b>58,351,965</b>	<b>4,103,700</b>	<b>60,895,326</b>
<b>PATUNGAN / JOINT VENTURE :</b>							
1	PT Ace Life Assurance (d/h PT A.J. Bhumi Artha Reksatama)	0	0	2,954	9,534	2,954	9,534
2	PT AIA Financial (d/h PT AIG Life)	7,307	583,543	22,653	3,939,647	29,960	4,523,190
3	PT Asuransi Allianz Life Indonesia	5,590	473,958	194,021	8,476,136	199,611	8,950,094
4	PT Asuransi Aviva Indonesia (d/h PT Winterthur Life Indonesia)	23	835	35	279	58	1,114
5	PT Avrist Assurance (d/h PT Asuransi AIA Indonesia)	1,443	326,209	57,707	6,901,488	59,150	7,227,696
6	PT Axa Financial Indonesia	1,644	268,230	5,643	391,304	7,287	659,534
7	PT Axa Life Indonesia	0	0	0	0	0	0
8	PT Axa Mandiri Financial Services	0	0	460,975	2,529,898	460,975	2,529,898
9	PT Asuransi CIGNA	148,019	10,126,244	3,286	219,896	151,305	10,346,140
10	PT CIMB Sun Life (d/h PT Commerce International)	0	0	1	4,837,165	1	4,837,165
11	PT Commonwealth Life (d/h PT Astra CMG Life )	669	28,608	44,239	6,111,503	44,908	6,140,111
12	PT Asuransi Jiwa Generali Indonesia (d/h PT A.J. Arta Mandiri Prin	0	0	25,031	9,464,862	25,031	9,464,862
13	PT Great Eastern Life Indonesia	510	140,096	428	75,053	938	215,149
14	PT Tokio Marine Life Ins Indonesia (d/h MAA Life Assurance)	3	41	59,626	516,038	59,629	516,079
15	PT Asuransi Jiwa Manulife Indonesia	2,399	189,230	3,759	54,866	6,158	244,096
16	PT Prudential Life Assurance	81	14,511	50,952	1,206,661	51,033	1,221,172
17	PT Asuransi Jiwa Sinar Mas MSIG	7,086	268,953	73,127	4,999,100	80,213	5,268,052
18	PT Sun Life Financial Indonesia	233	52,549	14,238	620,633	14,471	673,182
19	PT Zurich Topas Life (d/h PT Mayapada Life)	0	0	0	0	0	0
<b>JUMLAH / SUB TOTAL</b>		<b>175,007</b>	<b>12,473,007</b>	<b>1,018,675</b>	<b>50,354,063</b>	<b>1,193,683</b>	<b>62,827,070</b>
<b>JUMLAH SELURUHNYA / GRAND TOTAL</b>		<b>294,859</b>	<b>15,016,368</b>	<b>5,002,523</b>	<b>108,706,028</b>	<b>5,297,383</b>	<b>123,722,396</b>

**Catatan (Notes) :**

\*) Tidak Menyampaikan Laporan Tahunan  
Have Not Submitted Annual Report

\*\*) Pemberian izin usaha di akhir tahun 2012  
New license at the end 2012

**Perusahaan Asuransi Jiwa**  
Life Insurance Companies

**TABEL : 3.16.6/TABLE : 3.16.6**  
**PEMUTUSAN KONTRAK PRODUK YANG DIHASILKAN TAHUN 2012**  
**LAPSE FOR PRODUCTS PRODUCES FOR THE YEAR 2012**

**Semua Cabang Selain Kecelakaan Diri dan Kesehatan**  
All Plans Except Personal Accident & Health

\*\*\*) Dlm. jutaan rupiah

\*\*\*) In million rupiah

NO.	NAMA PERUSAHAAN NAME OF COMPANY	PERT/PERORANGAN INDIVIDUAL		PERT/KUMPULAN GROUP		JUMLAH TOTAL	
		Jumlah Polis No Of Policies	Jml. Uang Pert*** Sum Insured	Jumlah Peserta No. Insured	Jml. Uang Pert*** Sum Insured	Polis/Peserta Policies/Insured	Jml. Uang Pert*** Sum Insured
(1)	(2)	(3)	(4)	(5)	(6)	(7)	(8)
<b>PERUSAHAAN ASURANSI JIWA NASIONAL</b>							
<b>NATIONAL LIFE INSURANCE COMPANIES</b>							
1	PT Asuransi Jiwa Adisarana Wanaartha	4	335	0	0	4	335
2	PT Asuransi Jiwa Bakrie	0	0	0	0	0	0
3	PT BNI Life Insurance	1,897	382,671	501	80,316	2,398	462,987
4	PT Asuransi Jiwa Brinqin Jiwa Sejahtera	16	444	1,113	32,358	1,129	32,802
5	PT Asuransi Jiwa Bumi Asih Jaya	13,629	34,650	1,414	1,675	15,043	36,325
6	Asuransi Jiwa Bersama Bumiputera 1912	159,281	2,739,670	22	69	159,303	2,739,739
7	PT Asuransi Jiwa Central Asia Raya	78	4,915	1,259	98,235	1,337	103,150
8	PT Equity Life Indonesia	13,998	725,941	50,680	3,654,514	64,678	4,380,455
9	PT Heksa Eka Life Insurance	0	0	4,558	352,735	4,558	352,735
10	PT Indolife Pensiontama	2,988	960,503	187	847	3,175	961,350
11	PT Asuransi Jiwa InHealth Indonesia	0	0	0	0	0	0
12	PT Asuransi Jiwasraya (Persero)	35,183	1,815,887	39,119	396,970	74,302	2,212,857
13	PT Asuransi Kresna Life (d/h PT A.J. Mira Life)	406	175,024	145	40,910	551	215,934
14	PT Asuransi Jiwa Mega Life	139	5,668	96	26,976	235	32,644
15	PT MNC Life Assurance (d/h PT UOB Life Sun Assurance)	397	25,636	20,026	4,001,350	20,423	4,026,986
16	PT Multicor Life Insurance	0	0	0	0	0	0
17	PT Asuransi Jiwa Nusantara	0	0	1,803	193,178	1,803	193,178
18	PT Panin Life (d/h PT Panin Anugrah Life)	5,204	579,875	10,610	485,496	15,814	1,065,371
19	PT Pasaraya Life Insurance	0	0	0	0	0	0
20	PT Asuransi Jiwa Recapital	0	0	0	0	0	0
21	PT Asuransi Jiwa Sequis Financial	0	0	346	38,315	346	38,315
22	PT Asuransi Jiwa Sequis Life	5,690	379,699	1,184	345,338	6,874	725,037
23	PT Asuransi Jiwa Tugu Mandiri	0	0	17	504	17	504
24	PT Asuransi Jiwa Mega Indonesia	0	0	0	0	0	0
25	PT Asuransi Jiwa Reliance **)	0	0	0	0	0	0
<b>JUMLAH / SUB TOTAL</b>		<b>238,910</b>	<b>7,830,918</b>	<b>133,080</b>	<b>9,749,786</b>	<b>371,990</b>	<b>17,580,704</b>
<b>PATUNGAN / JOINT VENTURE :</b>							
1	PT Ace Life Assurance (d/h PT A.J. Bhumi Artha Reksatama)	1,437	158,638	9,001	68,521	10,438	227,159
2	PT AIA Financial (d/h PT AIG Life)	357	74,700	46	35,763	403	110,463
3	PT Asuransi Allianz Life Indonesia	9,605	2,062,415	0	0	9,605	2,062,415
4	PT Asuransi Aviva Indonesia (d/h PT Winterthur Life Indonesia)	765	6,517	25,557	875,700	26,322	882,217
5	PT Avrist Assurance (d/h PT Asuransi AIA Indonesia)	90	6,183	1,149	48,831	1,239	55,014
6	PT Axa Financial Indonesia	2,742	359,552	0	332,902	2,742	692,454
7	PT Axa Life Indonesia	29	2,189	0	0	29	2,189
8	PT Axa Mandiri Financial Services	74,051	6,400,804	185,280	1,090,548	259,331	7,491,352
9	PT Asuransi CIGNA	57,144	3,940,607	1,743	117,477	58,887	4,058,084
10	PT CIMB Sun Life (d/h PT Commerce International)	929	170,041	0	1,217,955	929	1,387,996
11	PT Commonwealth Life (d/h PT Astra CMG Life)	5,593	522,069	24,920	3,369,760	30,513	3,891,829
12	PT Asuransi Jiwa Generali Indonesia (d/h PT A.J. Arta Mandiri Prima)	1,546	260,230	803	233,397	2,349	493,627
13	PT Great Eastern Life Indonesia	533	84,313	0	0	533	84,313
14	PT Tokio Marine Life Ins Indonesia (d/h MAA Life Assurance)	0	0	15,085	592,541	15,085	592,541
15	PT Asuransi Jiwa Manulife Indonesia	5,825	306,894	21,032	53,439	26,857	360,333
16	PT Prudential Life Assurance	3,048	308,530	132	4,335	3,180	312,865
17	PT Asuransi Jiwa Sinar Mas MSIG	18,056	2,959,109	154	51,636	18,210	3,010,745
18	PT Sun Life Financial Indonesia	5,765	281,116	1,089	159,212	6,854	440,328
19	PT Zurich Topas Life (d/h PT Mayapada Life)	368	71,860	66	19,374	434	91,233
<b>JUMLAH / SUB TOTAL</b>		<b>187,883</b>	<b>17,975,766</b>	<b>286,057</b>	<b>8,271,390</b>	<b>473,940</b>	<b>26,247,156</b>
<b>JUMLAH SELURUHNYA / GRAND TOTAL</b>		<b>426,793</b>	<b>25,806,684</b>	<b>419,137</b>	<b>18,021,177</b>	<b>845,930</b>	<b>43,827,861</b>

Catatan (Notes) :

\*) Tidak Menyampaikan Laporan Tahunan

Have Not Submitted Annual Report

\*\*) Pemberian izin usaha di akhir tahun 2012

New license at the end 2012

**Perusahaan Asuransi Jiwa**  
Life Insurance Companies

TABEL : 3.16.7/TABLE : 3.16.7

**PEMUTUSAN KONTRAK PRODUK YANG DIHASILKAN TAHUN 2011**  
LAPSE FOR PRODUCTS PRODUCES FOR THE YEAR 2011

**Semua Cabang Selain Kecelakaan Diri dan Kesehatan**  
All Plans Except Personal Accident & Health

\*\*\*) Dlm. jutaan rupiah

\*\*\*\*) In million rupiah

NO.	NAMA PERUSAHAAN NAME OF COMPANY	PERT/PERORANGAN INDIVIDUAL		PERT/KUMPULAN GROUP		JUMLAH TOTAL	
		Jumlah Polis No Of policies	Jml. Uang Pert*** Sum Insured	Jumlah Peserta No. Insured	Jml. Uang Pert*** Sum Insured	Polis/Peserta Policies/Insured	Jml. Uang Pert*** Sum Insured
(1)	(2)	(3)	(4)	(5)	(6)	(7)	(8)
<b>PERUSAHAAN ASURANSI JIWA NASIONAL</b>							
<i>NATIONAL LIFE INSURANCE COMPANIES</i>							
1	PT Asuransi Jiwa Adisarana Wanaartha	2,840	1,391,290	0	0	2,840	1,391,290
2	PT Asuransi Jiwa Bakrie	0	0	0	0	0	0
3	PT BNI Life Insurance	4,004	604,375	1,505	192,204	5,509	796,579
4	PT Asuransi Jiwa Bringin Jiwa Sejahtera	296	7,041	0	0	296	7,041
5	PT Asuransi Jiwa Bumi Asih Jaya	0	0	165,569	591,045	165,569	591,045
6	Asuransi Jiwa Bersama Bumiputera 1912	13,492	241,805	729	5,703	14,221	247,508
7	PT Asuransi Jiwa Central Asia Raya	578	38,181	1,618	280,479	2,196	318,660
8	PT Equity Life Indonesia	0	0	0	0	0	0
9	PT Heksa Eka Life Insurance	0	0	0	0	0	0
10	PT Indolife Pensiontama	6,808	3,341,118	0	0	6,808	3,341,118
11	PT Asuransi Jiwa InHealth Indonesia	0	0	0	0	0	0
12	PT Asuransi Jiwasraya (Persero)	0	0	0	0	0	0
13	PT Asuransi Kresna Life (d/h PT A.J. Mira Life)	320	6,236	0	0	320	6,236
14	PT Asuransi Jiwa Mega Life	309	97,697	2,442	727,423	2,751	825,120
15	PT MNC Life Assurance (d/h PT UOB Life Sun Assurance)	0	0	0	0	0	0
16	PT Multicor Life Insurance	0	0	0	0	0	0
17	PT Asuransi Jiwa Nusantara	0	0	2,760	58,669	2,760	58,669
18	PT Panin Life (d/h PT Panin Anugrah Life)	2,400	439,783	1,447	229,006	3,847	668,789
19	PT Pasaraya Life Insurance	0	0	0	0	0	0
20	PT Asuransi Jiwa Recapital	185	8,394	7,514	0	7,699	8,394
21	PT Asuransi Jiwa Sequis Financial	0	0	1,625	105,171	1,625	105,171
22	PT Asuransi Jiwa Sequis Life	5,827	553,243	45	21,828	5,872	575,072
23	PT Asuransi Jiwa Tugu Mandiri	0	0	41	8,101	41	8,101
24	PT Asuransi Jiwa Mega Indonesia	0	0	0	0	0	0
25	PT Asuransi Jiwa Reliance **)	0	0	0	0	0	0
<b>JUMLAH / SUB TOTAL</b>		<b>37,059</b>	<b>6,729,163</b>	<b>185,295</b>	<b>2,219,629</b>	<b>222,354</b>	<b>8,948,792</b>
<b>PATUNGAN / JOINT VENTURE :</b>							
1	PT Ace Life Assurance (d/h PT A.J. Bhumi Artha Reksatama)	1,795	228,542	38,459	299,866	40,254	528,408
2	PT AIA Financial (d/h PT AIG Life)	10,540	2,080,101	245	183,582	10,785	2,263,683
3	PT Asuransi Allianz Life Indonesia	14,786	3,290,644	0	0	14,786	3,290,644
4	PT Asuransi Aviva Indonesia (d/h PT Winterthur Life Indonesia)	0	0	0	0	0	0
5	PT Avrist Assurance (d/h PT Asuransi AIA Indonesia)	354	33,270	1,053	38,647	1,407	71,918
6	PT Axa Financial Indonesia	5,481	712,869	0	0	5,481	712,869
7	PT Axa Life Indonesia	0	0	0	0	0	0
8	PT Axa Mandiri Financial Services	0	0	0	0	0	0
9	PT Asuransi CIGNA	22,797	1,562,977	0	0	22,797	1,562,977
10	PT CIMB Sun Life (d/h PT Commerce International)	2,153	101,094	0	624,973	2,153	726,066
11	PT Commonwealth Life (d/h PT Astra CMG Life )	173	17,485	1,942	797,485	2,115	814,970
12	PT Asuransi Jiwa Generali Indonesia (d/h PT A.J. Arta Mandiri Prima)	488	81,896	509	20,879	997	102,775
13	PT Great Eastern Life Indonesia	2,759	532,313	0	0	2,759	532,313
14	PT Tokio Marine Life Ins Indonesia (d/h MAA Life Assurance)	0	0	0	0	0	0
15	PT Asuransi Jiwa Manulife Indonesia	8,358	1,143,222	15,075	47,482	23,433	1,190,704
16	PT Prudential Life Assurance	8,198	865,937	259	58,358	8,457	924,295
17	PT Asuransi Jiwa Sinar Mas MSIG	13,736	2,748,263	17,574	493,745	31,310	3,242,008
18	PT Sun Life Financial Indonesia	9,592	658,663	2	70	9,594	658,733
19	PT Zurich Topas Life (d/h PT Mayapada Life)	185	39,220	2,735	178,066	2,920	217,286
<b>JUMLAH / SUB TOTAL</b>		<b>101,395</b>	<b>14,096,495</b>	<b>77,853</b>	<b>2,743,153</b>	<b>179,248</b>	<b>16,839,648</b>
<b>JUMLAH SELURUHNYA / GRAND TOTAL</b>		<b>138,454</b>	<b>20,825,658</b>	<b>263,148</b>	<b>4,962,783</b>	<b>401,602</b>	<b>25,788,440</b>

Catatan (Notes) :

\*) Tidak Menyampaikan Laporan Tahunan  
Have Not Submitted Annual Report

\*\*) Pemberian izin usaha di akhir tahun 2012  
New license at the end 2012

**Perusahaan Asuransi Jiwa**  
Life Insurance Companies

**TABEL : 3.16.8/TABLE : 3.16.8**  
**PEMUTUSAN KONTRAK PRODUK YANG DIHASILKAN TAHUN 2011**  
LAPSE FOR PRODUCTS PRODUCES FOR THE YEAR 2010

**Semua Cabang Selain Kecelakaan Diri dan Kesehatan**  
All Plans Except Personal Accident & Health

\*\*\*) Dlm. jutaan rupiah  
\*\*\*\*) In million rupiah

NO.	NAMA PERUSAHAAN NAME OF COMPANY	PERT/PERORANGAN INDIVIDUAL		PERT/KUMPULAN GROUP		JUMLAH TOTAL	
		Jumlah Polis No Of Policies	Jml. Uang Pert*** Sum Insured	Jumlah Peserta No. Insured	Jml. Uang Pert*** Sum Insured	Polis/Peserta Policies/Insured	Jml. Uang Pert*** Sum Insured
(1)	(2)	(3)	(4)	(5)	(6)	(7)	(8)
<b>PERUSAHAAN ASURANSI JIWA NASIONAL</b>							
<i>NATIONAL LIFE INSURANCE COMPANIES</i>							
1	PT Asuransi Jiwa Adisarana Wanaartha	352	7,562	361	13,378	713	20,940
2	PT Asuransi Jiwa Bakrie	0	0	0	0	0	0
3	PT BNI Life Insurance	5,638	396,917	4,082	83,056	9,720	479,973
4	PT Asuransi Jiwa Bringin Jiwa Sejahtera	225	4,993	0	0	225	4,993
5	PT Asuransi Jiwa Bumi Asih Jaya	0	0	0	0	0	0
6	Asuransi Jiwa Bersama Bumiputera 1912	99,203	1,988,422	432	2,534	99,635	1,990,956
7	PT Asuransi Jiwa Central Asia Raya	3,132	193,508	33,866	4,757,976	36,998	4,951,484
8	PT Equity Life Indonesia	0	0	0	0	0	0
9	PT Heksa Eka Life Insurance	0	0	0	0	0	0
10	PT Indolife Pensiantama	4,156	1,090,184	0	0	4,156	1,090,184
11	PT Asuransi Jiwa InHealth Indonesia	0	0	0	0	0	0
12	PT Asuransi Jiwasraya (Persero)	0	0	0	0	0	0
13	PT Asuransi Kresna Life (d/h PT A.J. Mira Life)	108	7,491	0	0	108	7,491
14	PT Asuransi Jiwa Mega Life	126	13,991	743	212,662	869	226,653
15	PT MNC Life Assurance (d/h PT UOB Life Sun Assurance)	1	15	2,461	291,431	2,462	291,446
16	PT Multicor Life Insurance	0	0	0	0	0	0
17	PT Asuransi Jiwa Nusantara	0	0	6,487	339,033	6,487	339,033
18	PT Panin Life (d/h PT Panin Anugrah Life)	5,754	695,435	1,251	959,728	7,005	1,655,162
19	PT Pasaraya Life Insurance	110	994	877	2,104	987	3,098
20	PT Asuransi Jiwa Recapital	194	9,674	199	16,252	393	25,926
21	PT Asuransi Jiwa Sequis Financial	526	31,517	0	0	526	31,517
22	PT Asuransi Jiwa Sequis Life	8,979	871,654	966	202,754	9,945	1,074,409
23	PT Asuransi Jiwa Tugu Mandiri	159	4,406	12,883	393,081	13,042	397,487
24	PT Asuransi Jiwa Mega Indonesia	0	0	0	0	0	0
25	PT Asuransi Jiwa Reliance **)	0	0	0	0	0	0
<b>JUMLAH / SUB TOTAL</b>		<b>128,663</b>	<b>5,316,763</b>	<b>64,608</b>	<b>7,273,989</b>	<b>193,271</b>	<b>12,590,752</b>
<b>PATUNGAN / JOINT VENTURE :</b>							
1	PT Ace Life Assurance (d/h PT A.J. Bhumi Artha Reksatama)	839	95,034	1,450	22,674	2,289	117,708
2	PT AIA Financial (d/h PT AIG Life)	28,697	3,741,158	4,907	393,700	33,604	4,134,858
3	PT Asuransi Allianz Life Indonesia	14,578	2,358,617	0	0	14,578	2,358,617
4	PT Asuransi Aviva Indonesia (d/h PT Winterthur Life Indonesia)	0	0	0	0	0	0
5	PT Avrist Assurance (d/h PT Asuransi AIA Indonesia)	5,700	478,134	24,727	103,089	30,427	581,224
6	PT Axa Financial Indonesia	5,911	1,023,230	2,461	12,693	8,372	1,035,923
7	PT Axa Life Indonesia	0	0	0	0	0	0
8	PT Axa Mandiri Financial Services	0	0	0	0	0	0
9	PT Asuransi CIGNA	0	0	0	0	0	0
10	PT CIMB Sun Life (d/h PT Commerce International)	646	27,987	0	909,627	646	937,614
11	PT Commonwealth Life (d/h PT Astra CMG Life)	9,534	1,726,444	0	0	9,534	1,726,444
12	PT Asuransi Jiwa Generali Indonesia (d/h PT A.J. Arta Mandiri Prima)	137	5,811	0	0	137	5,811
13	PT Great Eastern Life Indonesia	2,535	475,919	25	4,165	2,560	480,084
14	PT Tokio Marine Life Ins Indonesia (d/h MAA Life Assurance)	128	7,899	0	0	128	7,899
15	PT Asuransi Jiwa Manulife Indonesia	24,088	2,590,326	21,388	1,078,909	45,476	3,669,235
16	PT Prudential Life Assurance	8,100	948,606	114	25,026	8,214	973,632
17	PT Asuransi Jiwa Sinar Mas MSIG	4,253	369,443	19,760	1,407,044	24,013	1,776,486
18	PT Sun Life Financial Indonesia	12,918	1,164,403	1	25	12,919	1,164,428
19	PT Zurich Topas Life (d/h PT Mavapada Life)	0	0	0	0	0	0
<b>JUMLAH / SUB TOTAL</b>		<b>118,064</b>	<b>15,013,012</b>	<b>74,833</b>	<b>3,956,952</b>	<b>192,897</b>	<b>18,969,964</b>
<b>JUMLAH SELURUHNYA / GRAND TOTAL</b>		<b>246,727</b>	<b>20,329,775</b>	<b>139,441</b>	<b>11,230,941</b>	<b>386,168</b>	<b>31,560,717</b>

**Catatan (Notes) :**

\*) Tidak Menyampaikan Laporan Tahunan

Have Not Submitted Annual Report

\*\*) Pemberian izin usaha di akhir tahun 2012

New license at the end 2012

**Perusahaan Asuransi Jiwa**  
Life Insurance Companies

**TABEL : 3.16.9/TABLE : 3.16.9**  
**PERUBAHAN KE CABANG LAIN UNTUK TAHUN 2012**  
ALTERATION TO OTHER PLANS FOR THE YEAR 2012

**Semua Cabang Selain Kecelakaan Diri dan Kesehatan**  
All Plans Except Personal Accident & Health

\*\*\*) Dim. jutaan rupiah  
\*\*\*\*) In million rupiah

NO.	NAMA PERUSAHAAN NAME OF COMPANY	PERT/PERORANGAN INDIVIDUAL		PERT/KUMPULAN GROUP		JUMLAH TOTAL	
		Jumlah Polis	Jml. Uang Pert****)	Jumlah Peserta	Jml. Uang Pert****)	Polis/Peserta	Jml. Uang Pert****)
		No Of Policies	Sum Insured	No. Insured	Sum Insured	Policies/Insured	Sum Insured
(1)	(2)	(3)	(4)	(5)	(6)	(7)	(8)
<b>PERUSAHAAN ASURANSI JIWA NASIONAL</b>							
<i>NATIONAL LIFE INSURANCE COMPANIES</i>							
1	PT Asuransi Jiwa Adisarana Wanaartha	0	129	0	0	0	129
2	PT Asuransi Jiwa Bakrie	0	0	0	0	0	0
3	PT BNI Life Insurance	0	0	0	0	0	0
4	PT Asuransi Jiwa Bringin Jiwa Sejahtera	0	0	0	0	0	0
5	PT Asuransi Jiwa Bumi Asih Jaya	0	0	0	0	0	0
6	Asuransi Jiwa Bersama Bumiputera 1912	8,641	161,013	0	0	8,641	161,013
7	PT Asuransi Jiwa Central Asia Raya	679	58,268	1,893	83,322	2,572	141,590
8	PT Equity Life Indonesia	0	0	0	0	0	0
9	PT Heksa Eka Life Insurance	0	0	0	0	0	0
10	PT Indolife Pensiontama	0	0	0	0	0	0
11	PT Asuransi Jiwa InHealth Indonesia	0	0	0	0	0	0
12	PT Asuransi Jiwasraya (Persero)	0	0	0	0	0	0
13	PT Asuransi Kresna Life (d/h PT A.J. Mira Life)	0	0	0	0	0	0
14	PT Asuransi Jiwa Mega Life	0	0	0	0	0	0
15	PT MNC Life Assurance (d/h PT UOB Life Sun Assurance)	0	0	0	0	0	0
16	PT Multicor Life Insurance	0	0	37,081	521,852	37,081	521,852
17	PT Asuransi Jiwa Nusantara	0	0	0	0	0	0
18	PT Panin Life (d/h PT Panin Anugrah Life)	0	0	0	0	0	0
19	PT Pasaraya Life Insurance	0	0	0	0	0	0
20	PT Asuransi Jiwa Recapital	0	0	0	0	0	0
21	PT Asuransi Jiwa Sequis Financial	0	0	6,503	507,398	6,503	507,398
22	PT Asuransi Jiwa Sequis Life	0	0	1,781	76,260	1,781	76,260
23	PT Asuransi Jiwa Tuğu Mandiri	151	1,090	32	249	183	1,340
24	PT Asuransi Jiwa Mega Indonesia	0	0	0	0	0	0
25	PT Asuransi Jiwa Reliance **)	0	0	0	0	0	0
<b>JUMLAH / SUB TOTAL</b>		<b>9,471</b>	<b>220,500</b>	<b>47,290</b>	<b>1,189,081</b>	<b>56,761</b>	<b>1,409,582</b>
<b>PATUNGAN / JOINT VENTURE :</b>							
1	PT Ace Life Assurance (d/h PT A.J. Bhumi Artha Reksatama)	0	0	0	57,156	0	57,156
2	PT AIA Financial (d/h PT AIG Life)	100	29,029	74	22,250	174	51,279
3	PT Asuransi Allianz Life Indonesia	0	0	0	0	0	0
4	PT Asuransi Aviva Indonesia (d/h PT Winterthur Life Indonesia)	0	0	0	0	0	0
5	PT Avrist Assurance (d/h PT Asuransi AIA Indonesia)	0	0	0	0	0	0
6	PT Axa Financial Indonesia	0	0	0	0	0	0
7	PT Axa Life Indonesia	19	1,060	0	0	19	1,060
8	PT Axa Mandiri Financial Services	0	0	0	0	0	0
9	PT Asuransi CIGNA	0	0	0	0	0	0
10	PT CIMB Sun Life (d/h PT Commerce International)	0	0	0	0	0	0
11	PT Commonwealth Life (d/h PT Astra CMG Life)	0	0	0	0	0	0
12	PT Asuransi Jiwa Generali Indonesia (d/h PT A.J. Arta Mandiri Prima)	0	0	0	0	0	0
13	PT Great Eastern Life Indonesia	0	0	0	0	0	0
14	PT Tokio Marine Life Ins Indonesia (d/h MAA Life Assurance)	0	0	0	0	0	0
15	PT Asuransi Jiwa Manulife Indonesia	0	0	0	0	0	0
16	PT Prudential Life Assurance	210,194	24,534,282	3,447	149,816	213,641	24,684,098
17	PT Asuransi Jiwa Sinar Mas MSIG	0	0	0	0	0	0
18	PT Sun Life Financial Indonesia	19	7,793	0	0	19	7,793
19	PT Zurich Topas Life (d/h PT Mayapada Life)	0	0	0	0	0	0
<b>JUMLAH / SUB TOTAL</b>		<b>210,332</b>	<b>24,572,164</b>	<b>3,521</b>	<b>229,222</b>	<b>213,853</b>	<b>24,801,386</b>
<b>JUMLAH SELURUHNYA / GRAND TOTAL</b>		<b>219,803</b>	<b>24,792,664</b>	<b>50,811</b>	<b>1,418,304</b>	<b>270,614</b>	<b>26,210,968</b>

**Catatan (Notes) :**

\*) Tidak Menyampaikan Laporan Tahunan

Have Not Submitted Annual Report

\*\*\*) Pemberian izin usaha di akhir tahun 2012

New license at the end 2012

**Perusahaan Asuransi Jiwa**  
Life Insurance Companies

**TABEL : 3.17/TABLE : 3.17**  
**PERTANGGUNGAN PADA AKHIR TAHUN 2012**  
POLICIES INFORCE AT THE END OF THE YEAR 2012

**Semua Cabang Selain Kecelakaan Diri dan Kesehatan**  
All Plans Except Personal Accident & Health

\*\*\* Dlm. jutaan rupiah  
\*\*\* In million rupiah

NO.	NAMA PERUSAHAAN NAME OF COMPANY	PERT/PERORANGAN INDIVIDUAL		PERT/KUMPULAN GROUP		JUMLAH TOTAL	
		Jumlah Polis No Of Policies	Jml. Uang Pert*** Sum Insured	Jumlah Peserta No. Insured	Jml. Uang Pert*** Sum Insured	Polis/Peserta Policies/Insured	Jml. Uang Pert*** Sum Insured
(1)	(2)	(3)	(4)	(5)	(6)	(7)	(8)
<b>PERUSAHAAN ASURANSI JIWA NASIONAL</b>							
<b>NATIONAL LIFE INSURANCE COMPANIES</b>							
1	PT Asuransi Jiwa Adisarana Wanaartha	7,658	1,651,691	195,659	1,287,409	203,317	2,939,100
2	PT Asuransi Jiwa Bakrie	0	0	0	0	0	0
3	PT BNI Life Insurance	64,420	9,480,101	1,090,268	26,631,428	1,154,688	36,111,529
4	PT Asuransi Jiwa Bringin Jiwa Sejahtera	55,973	994,869	6,404,847	162,836,434	6,460,820	163,831,303
5	PT Asuransi Jiwa Bumi Asih Jaya	112,724	1,355,573	155,832	1,932,249	268,556	3,287,822
6	Asuransi Jiwa Bersama Bumiputera 1912	2,164,817	37,587,444	2,577,552	59,163,755	4,742,369	96,751,198
7	PT Asuransi Jiwa Central Asia Raya	81,264	5,805,716	1,318,542	77,107,780	1,399,806	82,913,496
8	PT Equity Life Indonesia	56,357	3,992,314	118,169	5,091,356	174,526	9,083,670
9	PT Heksa Eka Life Insurance	0	0	1,127,455	63,806,585	1,127,455	63,806,585
10	PT Indolife Pensiortama	38,872	9,753,319	31,853	241,756	70,725	9,995,075
11	PT Asuransi Jiwa InHealth Indonesia	0	0	36	616,543	36	616,543
12	PT Asuransi Jiwasraya (Persero)	413,256	6,400,998	3,204,833	91,235,299	3,618,089	97,636,297
13	PT Asuransi Kresna Life (d/h PT A.J. Mira Life)	2,143	158,532	116	6,652,432	2,259	6,810,964
14	PT Asuransi Jiwa Mega Life	26,855	926,345	3,354,970	251,476,621	3,381,825	252,402,966
15	PT MNC Life Assurance (d/h PT UOB Life Sun Assurance)	4,251	295,392	39,021	3,295,870	43,272	3,591,262
16	PT Multicor Life Insurance	28	94	310,193	1,834,654	310,221	1,834,748
17	PT Asuransi Jiwa Nusantara	271	8,899	1,737,047	57,445,756	1,737,318	57,454,655
18	PT Panin Life (d/h PT Panin Anugrah Life)	97,864	12,008,582	159,794	15,903,160	257,658	27,911,742
19	PT Pasaraya Life Insurance	0	0	230,115	4,406,001	230,115	4,406,001
20	PT Asuransi Jiwa Recapital	1,967	81,936	1,137,359	17,752,152	1,139,326	17,834,087
21	PT Asuransi Jiwa Sequis Financial	6,769	546,785	13,498	1,436,849	20,267	1,983,633
22	PT Asuransi Jiwa Sequis Life	237,844	28,857,936	20,925	2,891,161	258,769	31,749,097
23	PT Asuransi Jiwa Tugu Mandiri	1,923	31,152	73,889	2,385,095	75,812	2,416,246
24	PT Asuransi Jiwa Mega Indonesia	0	0	0	0	0	0
25	PT Asuransi Jiwa Reliance **)	0	0	0	0	0	0
<b>JUMLAH / SUB TOTAL</b>		<b>3,375,256</b>	<b>119,937,677</b>	<b>23,301,973</b>	<b>855,430,344</b>	<b>26,677,229</b>	<b>975,368,021</b>
<b>PATUNGAN / JOINT VENTURE :</b>							
1	PT Ace Life Assurance (d/h PT A.J. Bhumi Artha Reksatama)	39,613	5,681,733	290,384	1,974,297	329,997	7,656,030
2	PT AIA Financial (d/h PT AIG Life)	524,402	70,682,850	340,224	59,628,912	864,626	130,311,762
3	PT Asuransi Allianz Life Indonesia	350,322	68,720,935	2,754,098	89,275,720	3,104,420	157,996,655
4	PT Asuransi Aviva Indonesia (d/h PT Winterthur Life Indonesia)	1,362	176,495	87,103	9,136,927	88,465	9,313,422
5	PT Avrist Assurance (d/h PT Asuransi AIA Indonesia)	134,087	11,713,791	682,718	39,358,779	816,805	51,072,570
6	PT Axa Financial Indonesia	113,834	20,689,773	197,072	2,190,486	310,906	22,880,259
7	PT Axa Life Indonesia	827	46,174	0	0	827	46,174
8	PT Axa Mandiri Financial Services	587,283	40,802,296	1,082,256	20,996,017	1,669,539	61,798,313
9	PT Asuransi CIGNA	619,148	33,711,141	68,396	524,587	687,544	34,235,728
10	PT CIMB Sun Life (d/h PT Commerce International)	13,034	914,845	6	17,211,714	13,040	18,126,559
11	PT Commonwealth Life (d/h PT Astra CMG Life )	144,682	23,633,926	331,805	39,782,099	476,487	63,416,024
12	PT Asuransi Jiwa Generali Indonesia (d/h PT A.J. Arta Mandiri Prima)	9,891	2,029,768	37,820	11,996,521	47,711	14,026,289
13	PT Great Eastern Life Indonesia	27,969	6,421,128	2,911	375,273	30,880	6,796,401
14	PT Tokio Marine Life Ins Indonesia (d/h MAA Life Assurance)	2,704	126,505	15,408	869,632	18,112	996,137
15	PT Asuransi Jiwa Manulife Indonesia	497,090	71,581,558	993,252	11,971,678	1,490,342	83,553,236
16	PT Prudential Life Assurance	1,993,332	261,362,932	549,185	5,221,502	2,542,517	266,584,435
17	PT Asuransi Jiwa Sinar Mas MSIG	153,135	11,838,408	176,789	29,903,843	329,924	41,742,250
18	PT Sun Life Financial Indonesia	178,222	23,390,001	9,009	515,998	187,231	23,906,000
19	PT Zurich Topas Life (d/h PT Mayapada Life)	1,245	442,832	6,143	517,296	7,388	960,128
<b>JUMLAH / SUB TOTAL</b>		<b>5,392,182</b>	<b>653,967,089</b>	<b>7,624,579</b>	<b>341,451,282</b>	<b>13,016,761</b>	<b>995,418,371</b>
<b>JUMLAH SELURUHNYA / GRAND TOTAL</b>		<b>8,767,438</b>	<b>773,904,765</b>	<b>30,926,552</b>	<b>1,196,881,626</b>	<b>39,693,990</b>	<b>1,970,786,392</b>

Catatan (Notes) :

\*) Tidak Menyampaikan Laporan Tahunan

Have Not Submitted Annual Report

\*\*\*) Pemberian izin usaha di akhir tahun 2012

New license at the end 2012



Usaha Asuransi Jiwa  
Life Insurance Business

TABEL : 3.18.1 / TABLE : 3.18.1  
PERTANGGUNGAN BARU TAHUN 2008-2012  
NEW BUSINESS YEARS 2008 - 2012

Semua Cabang Selain Kecelakaan Diri dan Kesehatan  
All Plans Except Personal Accident and Health

\*) Dalam Jutaan Rupiah  
) In Million Rupiah

NO.	NAMA PERUSAHAAN NAME OF COMPANY	Uang Pertanggungan *)											
		Jumlah Tertanggung Number of Insured						Sum Insured *)					
(1)	(2)	2008 (3)	2009 (4)	2010 (5)	2011 (6)	2012 (7)	2008 (8)	2009 (9)	2010 (10)	2011 (11)	2012 (12)		
<b>SWASTA NASIONAL / PRIVATE :</b>													
1	PT Asuransi Jiwa Adisarana Wanaartha	4,067	7,267	4,568	6,640	3,924	621,961.28	958,472.94	889,139.38	1,516,568.39	1,481,139.04		
2	PT Asuransi Jiwa Syarifah Al-Amin	-	-	452,738	-	-	-	-	18,430,255.37	-	-		
3	PT Asuransi Jiwa Bakrie	1,551,735	7,632	-	-	-	11,620,171.42	227,208.62	-	-	-		
4	PT BNI Life Insurance	459,197	233,090	630,323	276,907	203,225	6,072,582.21	7,558,138.00	11,478,282.62	9,155,193.02	15,858,700.00		
5	PT Asuransi Jiwa Bringin Jiwa Sejahtera	2,419,824	2,182,016	10,440	5,954	3,026,291	25,307,048.18	102,834,745.80	11,196,963.27	5,873,102.06	93,740,791.11		
6	PT Asuransi Jiwa Bumi Asih Jaya	4,309,103	148,942	365,133	12	-	5,634,563.00	1,302,269.06	5,959,315.00	-	1,059.00		
7	PT Asuransi Jiwa Bumi Masyarakat Mandiri***)	61,159	-	-	-	-	180,475.75	-	-	-	-		
8	Asuransi Jiwa Bersama Bumiputera 1912	1,601,577	1,425,826	2,132,725	1,390,636	2,217,535	20,301,117.21	20,960,872.97	28,967,706.62	18,962,036.96	37,065,924.43		
9	PT Asuransi Jiwa Central Asia Raya	316,569	164,604	143,841	56,277	997,941	17,867,860.36	7,771,104.91	9,761,977.66	5,436,967.76	57,974,216.12		
10	PT Equity Life Indonesia	224,605	47,061	44,955	59,664	69,127	4,420,176.24	2,185,461.63	2,279,813.71	4,533,422.18	3,469,369.44		
11	PT Heksa Eka Life Insurance	188,268	260,779	261,803	388,975	368,607	7,983,790.00	12,022,781.00	13,963,965.00	19,013,723.89	20,745,914.00		
12	PT Indolife Pensioltama	31,771	35,761	38,131	26,007	52,002	1,402,799.86	3,655,377.88	5,068,892.95	6,387,606.42	7,669,196.76		
13	PT Asuransi Jiwa InHealth Indonesia	-	3	30	11	24	-	14,398.65	188,865.99	151,569.00	566,492.86		
14	PT Asuransi Jivastaya (Persero)	607,940	347,330	1,743,391	1,266,679	55,046	14,976,599.10	9,541,220.59	40,433,851.35	26,184,369.95	4,435,840.00		
15	PT Asuransi Kresna Life	10,023	459	20,042	160	2,441	49,640.73	2,656.56	400,597.46	3,510,528.92	3,596,723.41		
16	PT Mayapada Life****)	527	3,522	-	-	-	12,296.92	256,151.24	-	-	-		
17	PT Asuransi Jiwa Mega Life	320,062	316,795	352,180	27,022,751	5,689	3,214,347.33	16,104,612.35	6,889,494.66	428,940,340.14	12,335,946.40		
18	PT MNC Life Assurance	-	-	332	37,923	31,072	-	-	297,608.56	5,459,424.25	2,870,984.95		
19	PT Asuransi Syarifah Mubarakah	174,010	1,682,584	836,643	-	-	929,488.36	8,558,994.05	8,702,629.93	-	-		
20	PT Multicor Life Insurance	220,292	143,101	89,755	65,478	540,844	871,353.59	677,779.98	1,811,729.85	1,186,723.14	1,495,363.95		
21	PT Asuransi Jiwa Nusantara	2,655,256	1,975,410	680,701	329,609	368,394	14,708,525.73	22,433,253.42	25,314,221.51	14,847,807.81	16,595,481.42		
22	PT Panin Financial Tbk****)	57,152	69,917	-	-	-	4,417,786.72	4,718,473.32	-	-	-		
23	PT Panin Life	5,586	3,508	219,272	37,379	29,853	487,136.55	342,562.07	13,692,116.15	8,236,073.89	7,686,526.17		
24	PT Pasaraya Life Insurance	949,449	78,823	193,899	70,504	24,566	1,288,116.73	1,326,875.74	3,961,485.25	1,207,390.58	739,496.27		
25	PT Asuransi Jiwa Recapital	25,765	22,186	46,246	788,247	577,025	1,016,477.56	411,034.68	1,181,473.51	10,833,250.39	9,771,653.16		
26	PT Asuransi Jiwa Sequis Financial	4,739	583	7,562	3,635	1,760	231,658.00	46,485.00	440,898.11	511,215.81	210,570.13		
27	PT Asuransi Jiwa Sequis Life	38,253	42,961	41,549	43,941	39,327	5,124,072.67	4,302,562.85	4,568,158.82	6,448,296.82	6,470,006.43		
28	PT Asuransi Jiwa Sinar Mas	153,027	110,171	121,931	-	-	14,073,257.49	9,440,507.93	7,708,877.69	-	-		
29	PT Asuransi Takaful Keluarga	537,181	491,565	790,177	-	-	8,141,322.09	8,430,856.45	24,350,212.50	-	-		
30	PT Asuransi Jiwa Tugu Mandiri	335	790	16,149	34,061	18,578	3,759.48	31,021.88	422,662.83	507,480.31	1,784,145.63		
31	PT Asuransi Jiwa Mega Indonesia	-	-	-	-	-	-	-	-	-	-		
32	PT Asuransi Jiwa Reliance **)	-	-	-	-	-	-	-	-	-	-		
<b>JUMLAH / SUB TOTAL</b>		<b>16,927,471</b>	<b>9,802,686</b>	<b>9,244,516</b>	<b>31,911,450</b>	<b>8,633,271</b>	<b>170,958,384.58</b>	<b>246,115,879.58</b>	<b>248,361,195.64</b>	<b>578,904,150.71</b>	<b>306,663,481.67</b>		

NO.	NAMA PERUSAHAAN NAME OF COMPANY	Jumlah Tertanggung Number of Insured										Uang Pertanggungan *) Sum Insured *)			
		2008 (3)	2009 (4)	2010 (5)	2011 (6)	2012 (7)	2008 (8)	2009 (9)	2010 (10)	2011 (11)	2012 (12)				
<b>PATUNGAN / JOINT VENTURE :</b>															
1	PT Ace Life Assurance	12,382	4,796	18,101	277,170	86,969	216,724,64	630,726,65	1,595,431,14	1,914,486,42	3,167,033,00				
2	PT AIA Financial	112,104	101,282	140,086	126,916	241,112	14,585,526,00	12,688,553,37	140,086,00	25,913,069,76	49,693,063,00				
3	PT Asuransi Allianz Life Indonesia	216,142	388,318	1,289,399	551,244	1,058,827	14,502,546,79	23,965,904,17	1,289,399,00	35,297,699,03	60,972,034,00				
4	PT Asuransi Aviva Indonesia	18,655	18,512	42,275	1,586	48,925	548,252,15	1,417,851,58	42,275,00	22,561,37	5,463,867,56				
5	PT Avist Assurance	151,503	105,123	246,010	153,462	277,825	8,034,189,15	6,214,584,86	246,010,00	11,356,743,32	22,341,690,91				
6	PT Axa Financial Indonesia	82,742	74,515	51,083	35,422	52,876	2,296,687,00	3,318,500,41	51,083,00	4,116,719,25	4,235,676,45				
7	PT Axa Life Indonesia	7,089	6,340	-	-	-	1,398,067,00	1,438,494,11	-	32,499,80	46,255,00				
8	PT Axa Mandiri Financial Services	343,777	166,820	873,815	760,496	918,419	8,824,221,96	5,450,608,93	873,815,00	21,728,127,35	32,830,404,00				
9	PT Asuransi CIGNA	319,634	628,134	257,076	176,451	163,363	5,952,445,00	57,449,393,60	257,076,20	15,173,511,75	18,983,083,00				
10	PT CIMB Sun Life	-	1	6,343	26,306	4,819	-	933,487,00	6,343,00	14,719,445,22	6,053,651,96				
11	PT Commonwealth Life	44,388	89,608	72,906	113,195	195,535	4,660,897,01	6,820,160,66	72,906,00	19,627,440,86	32,181,021,94				
12	PT Asuransi Jiwa Generali Indonesia	1	2,304	31,102	24,215	51,842	100,00	167,864,47	31,102,00	8,523,933,25	18,265,937,96				
13	PT Great Eastern Life Indonesia	23,887	6,423	24,848	11,876	7,129	1,365,294,93	1,273,249,62	24,848,00	1,953,960,38	2,222,132,18				
14	PT MAA Life Assurance	7,710	66,409	179,590	14,639	2,824	260,443,89	1,873,262,82	179,590,00	522,705,70	303,814,42				
15	PT Asuransi Jiwa Manulife Indonesia	388,393	140,380	95,382	186,735	195,419	28,489,864,91	7,748,588,82	95,382,00	14,304,837,02	10,411,183,00				
16	PT Prudential Life Assurance	1,110,372	456,885	559,625	528,035	681,694	57,448,627,99	52,430,816,22	559,624,50	62,472,782,51	80,251,539,21				
17	PT Sun Life Financial Indonesia	57,168	74,120	57,782	40,824	26,846	4,590,818,00	4,081,089,56	57,782,00	3,848,933,77	3,147,120,01				
18	PT Asuransi Jiwa Sinar Mas MSI(G****)	-	-	-	169,926	126,552	-	-	-	15,850,973,85	19,806,772,30				
19	PT UOB Life Sun Assurance	1,791	675	-	-	-	253,578,18	303,949,46	-	-	-				
20	PT Zurich Topas Life ****)	-	-	2,245	3,099	3,677	-	-	2,245,00	312,015,48	667,093,06				
<b>JUMLAH / SUB TOTAL</b>		<b>2,897,738</b>	<b>2,310,645</b>	<b>3,947,668</b>	<b>3,201,598</b>	<b>4,144,643</b>	<b>153,228,284,59</b>	<b>188,207,016,30</b>	<b>5,524,997,83</b>	<b>257,692,446,08</b>	<b>371,045,372,95</b>				
<b>JUMLAH KESELURUHAN / GRAND TOTAL</b>		<b>19,825,209</b>	<b>12,113,331</b>	<b>13,192,184</b>	<b>35,113,048</b>	<b>12,777,914</b>	<b>324,186,669,17</b>	<b>434,322,895,88</b>	<b>253,886,193,47</b>	<b>836,596,596,79</b>	<b>677,706,854,62</b>				

Catatan (Notes) :

\*\*) Pemberian izin usaha di akhir tahun 2012

New license at the end 2012

\*\*\*\*) Pencabutan izin Usaha

Revocation of Business License

\*\*\*\*\*) Perubahan Kepemilikan

Change of Ownership

Usaha Asuransi Jiwa  
Life Insurance Business

TABEL : 3.18.2 / TABLE : 3.18.2  
MENINGGAL TAHUN 2008 - 2012  
DEATH YEARS 2008 - 2012

Semua Cabang Selain Kecelakaan Diri dan Kesehatan  
All Plans Except Personal Accident and Health

\*) Dalam Jutaan Rupiah  
\*) In Million Rupiah

NO.	NAMA PERUSAHAAN NAME OF COMPANY	Jumlah Tertanggung Number of Insured					Uang Pertanggungan *) Sum Insured *)				
		2008 (3)	2009 (4)	2010 (5)	2011 (6)	2012 (7)	2008 (8)	2009 (9)	2010 (10)	2011 (11)	2012 (12)
1	PT Asuransi Jiwa Adisarana Wanaartha	519	1.109	1.735	761	1.651	15.323.60	15.971.70	21.852.18	5.994.35	11.711.98
2	PT Asuransi Jiwa Syariah Al-Amin	-	-	367	-	-	-	-	37.724.58	-	-
3	PT Asuransi Jiwa Bakrie	3.230	1.361	34	18	-	7.863.39	6.757.45	868.54	708.01	-
4	PT BNI Life Insurance	1.376	2.365	1.333	1.018	1.127	32.880.55	46.680.66	39.722.83	51.779.13	50.473.35
5	PT Asuransi Jiwa Bringin Jiwa Sejahtera	48.903	72.828	168	165	31.588	1.525.758.24	903.835.44	30.796.22	21.821.82	1.261.594.11
6	PT Asuransi Jiwa Bumi Asih Jaya	15.505	8.149	21.054	1.175	1.335	132.851.00	160.326.44	83.860.80	177.448.45	20.143.00
7	PT Bumi Masyarakat Mandiri**)	127	-	-	-	-	759.95	-	-	-	-
8	Asuransi Jiwa Bersama Bumiputera 1912	40.985	5.662	5.577	7.258	10.591	382.249.56	63.448.09	104.972.36	122.486.88	232.316.85
9	PT Asuransi Jiwa Central Asia Raya	1.721	1.959	665	617	530	77.579.86	93.119.52	36.751.88	46.851.66	39.630.09
10	PT Equity Life Indonesia	128	98	232	271	324	6.383.35	3.670.22	13.282.34	7.338.02	14.458.03
11	PT Heksa Eka Life Insurance	7.107	1.683	1.981	5.320	4.746	122.890.00	70.328.00	88.559.00	204.993.28	220.790.00
12	PT Indolife Pensiontama	8	21	16	21	10	59.34	1.003.40	2.716.63	4.728.92	274.86
13	PT Asuransi Jiwa In-Health Indonesia	-	1	-	-	-	-	8.00	5.284.50	3.117.10	953.95
14	PT Asuransi Jiwasraya (Persero)	5.979	7.666	8.480	4.368	17.461	427.209.08	129.620.94	157.399.39	96.914.52	389.250.00
15	PT Asuransi Kresna Life	192	3	2	15	54	1.424.31	20.06	20.69	3.829.58	21.215.40
16	PT Mayapada Life***)	-	-	3	-	-	-	253.00	-	-	-
17	PT Asuransi Jiwa Mega Life	61	234	360	415	46	3.524.38	9.658.51	33.106.60	7.919.33	50.414.59
18	PT MNC Life Assurance	-	-	13	6	200	-	-	3.219.10	480.00	11.981.86
19	PT Asuransi Syariah Mubarakah	19	2.543	27.151	-	-	180.60	27.284.84	58.659.25	-	-
20	PT Multicor Life Insurance	209	298	191	452	3.115	1.565.91	1.311.58	1.196.19	3.389.85	6.188.04
21	PT Asuransi Jiwa Nusantara	5.731	9.274	4.621	4.144	13.372	119.321.24	169.019.66	116.589.75	139.723.78	459.605.25
22	PT Panin Financial Tbk ***)	201	327	-	-	-	8.539.39	18.997.91	-	-	-
23	PT Panin Life	30	41	688	3.717	289	925.09	4.987.56	42.723.91	35.061.40	1.324.647.56
24	PT Pasaraya Life Insurance	278	1.076	1.514	1.142	1.866	2.749.37	14.107.35	42.317.58	15.932.85	25.935.39
25	PT Asuransi Jiwa Recaptal	8	66	21	21	547	329.63	2.419.05	822.66	1.789.34	22.263.03
26	PT Asuransi Jiwa Sequis Financial	37	18	14	8	27	3.247.00	1.371.75	741.64	810.00	1.560.79
27	PT Asuransi Jiwa Sequis Life	344	413	380	464	556	25.345.70	30.477.31	32.585.75	41.106.71	43.574.73
28	PT Asuransi Jiwa Sinar Mas	909	893	1.053	-	-	32.525.42	51.542.42	48.644.13	-	-
29	PT Asuransi Takaful Keluarga	1.184	1.330	1.550	-	-	27.477.16	35.962.92	4.557.07	-	-
30	PT Asuransi Jiwa Tugu Mandiri	231	182	121	211	216	2.905.72	1.753.21	1.890.91	4.383.19	7.899.62
31	PT Asuransi Jiwa Mega Indonesia	-	-	-	-	-	-	-	-	-	-
32	PT Asuransi Jiwa Reliance **)	-	-	-	-	-	-	-	-	-	-
<b>JUMLAH / SUB TOTAL</b>		<b>135,022</b>	<b>119,623</b>	<b>79,322</b>	<b>31,587</b>	<b>89,631</b>	<b>2,961,868.82</b>	<b>1,863,936.97</b>	<b>1,010,866.48</b>	<b>998,608.17</b>	<b>4,216,892.51</b>

NO.	NAMA PERUSAHAAN NAME OF COMPANY	Jumlah Tertanggung Number of Insured					Uang Pertanggungan *) Sum Insured *)							
		2008	2009	2010	2011	2012	2008	2009	2010	2011	2012			
		(3)	(4)	(5)	(6)	(7)	(8)	(9)	(10)	(11)	(12)			
(1)	(2)													
<b>PATUNGAN / JOINT VENTURE :</b>														
1	PT Ace Life Assurance	748	599	315	475	784	10,840.79	40,976.11	4,186.40	9,866.98	21,001.00			
1	PT AIA Financial	895	1,076	1,016	1,116	1,348	65,105.00	89,806.58	100,376.98	118,422.64	142,306.00			
2	PT Asuransi Allianz Life Indonesia	420	45,287	131	1,356	524	26,955.85	552,124.48	3,194.96	71,325.49	73,040.00			
3	PT Asuransi Aviva Indonesia	-	-	-	96	250	-	-	-	2,978.92	8,312.05			
4	PT Avrist Assurance	414	381	988	697	1,160	28,683.98	19,278.06	158,348.78	40,990.45	53,887.96			
5	PT Axa Financial Indonesia	35	74	9	57	10,096	2,649.00	7,307.60	684.91	16,061.43	16,872.12			
5	PT Axa Life Indonesia	89	67	86	88	1	14,191.92	7,880.32	12,104.80	11,825.74	15.00			
6	PT Axa Mandiri Financial Services	296	375	734	1,569	1,508	10,278.48	13,886.91	47,257.22	76,432.11	77,733.00			
7	PT Asuransi CIGNA	2,991	4,645	1,153	582	1,254	69,643.83	479,422.40	44,391.54	24,135.64	78,987.00			
8	PT CIMB Sun Life	-	-	-	10	11	-	-	2,139.75	14,789.59	10,948.80			
8	PT Commonwealth Life	256	314	2,727	369	312	15,319.34	16,766.04	85,142.14	29,790.89	26,636.49			
9	PT Asuransi Jiwa Generali Indonesia	-	-	14	29	128	-	-	1,738.73	8,973.42	11,805.12			
10	PT Great Eastern Life Indonesia	42	23	12	48	39	3,277.77	2,745.99	835.95	8,239.91	7,326.42			
11	PT MAA Life Assurance	42	57	211	223	345	1,960.46	1,802.23	4,373.60	2,749.14	3,139.82			
11	PT Asuransi Jiwa Manulife Indonesia	559	839	702	1,480	1,311	54,369.22	168,080.09	67,526.71	114,349.84	104,367.00			
12	PT Prudential Life Assurance	1,433	2,000	2,399	2,578	3,371	99,206.29	134,135.46	184,895.98	198,099.92	288,537.29			
13	PT Sun Life Financial Indonesia	197	248	359	368	339	29,444.00	25,944.14	36,789.96	46,754.28	38,431.58			
14	PT Asuransi Jiwa Sinar Mas MSIG****)	-	-	-	362	476	-	-	-	40,773.61	29,271.52			
14	PT LOB Life Sun Assurance	8	9	-	-	-	1,942.00	2,247.50	-	-	-			
15	PT Zurich Topas Life ****)	-	-	3	3	24	-	-	150.60	841.00	1,996.50			
<b>JUMLAH / SUB TOTAL</b>		<b>8,425</b>	<b>55,994</b>	<b>10,839</b>	<b>11,506</b>	<b>23,281</b>	<b>433,867.92</b>	<b>1,562,403.91</b>	<b>754,139.02</b>	<b>837,401.02</b>	<b>994,614.67</b>			
<b>JUMLAH KESELURUHAN / GRAND TOTAL</b>		<b>143,447</b>	<b>175,617</b>	<b>90,161</b>	<b>43,093</b>	<b>112,913</b>	<b>3,395,736.74</b>	<b>3,426,340.87</b>	<b>1,765,005.50</b>	<b>1,836,009.18</b>	<b>5,211,497.18</b>			

Catatan (Notes):

\*\*) Pemberian izin usaha di akhir tahun 2012

\*) *New license at the end 2012*

\*\*\*) *Pencabutan Izin Usaha*

\*\*\*\*) *Revocation of Business License*

\*\*\*\*) *Perubahan Kepemilikan*

*Change of Ownership*

Usaha Asuransi Jiwa  
Life Insurance Business

TABEL : 3.18.3 / TABLE : 3.18.3  
HABIS KONTRAK TAHUN 2008 - 2012  
MATURITY YEARS 2008 - 2012

Semua Cabang Selain Kecelakaan Diri dan Kesehatan  
All Plans Except Personal Accident and Health

) Dalam Jutaan Rupiah  
) In Million Rupiah

NO.	NAMA PERUSAHAAN NAME OF COMPANY	Jumlah Tertanggung Number of Insured					Uang Pertanggungan *) Sum Insured *)				
		2008 (3)	2009 (4)	2010 (5)	2011 (6)	2012 (7)	2008 (8)	2009 (9)	2010 (10)	2011 (11)	2012 (12)
<b>SWASTA NASIONAL / PRIVATE :</b>											
1	PT Asuransi Jiwa Adisarana Wanaantha	55.595	26.837	48.936	41.192	47.687	2.810.585.04	894.349.72	939.563.76	1.332.485.32	419.919.10
2	PT Asuransi Jiwa Syariah Al-Amih	-	-	26.527	-	-	-	-	533.197.28	-	-
3	PT Asuransi Jiwa Bakrie	660.160	849.602	121.095	25.612	-	4.119.733.70	1.013.844.93	5.140.278.47	209.200.76	-
4	PT BNI Life Insurance	222.648	281.680	207.023	129.229	345.470	3.295.474.00	7.325.626.83	6.591.037.47	2.628.737.12	2.347.151.99
5	PT Asuransi Jiwa Biringin Jiwa Sejahtera	3.121.288	165.736	913	701	31.440	13.243.237.84	58.855.697.68	4.878.476.21	35.573.41	457.826.69
6	PT Asuransi Jiwa Bumi Asih Jaya	382.815	2.786.712	439.587	1.534.730	16.234	2.970.252.00	2.752.059.85	656.586.98	7.493.269.83	17.504.00
7	PT Bumi Masyarakat Mandiri**)	30.156	-	-	-	-	61.051.41	-	-	-	-
8	Asuransi Jiwa Bersama Bumiputera 1912	1.098.718	1.323.491	1.407.154	947.668	1.802.343	15.938.409.23	12.978.430.81	15.329.172.42	7.991.403.03	20.436.462.24
9	PT Asuransi Jiwa Central Asia Raya	5.860	78.992	48.190	46.483	95.405	258.694.64	443.990.41	403.886.82	309.392.25	1.419.094.98
10	PT Equity Life Indonesia	1.342	3.979	4.913	36.904	30.357	70.932.70	340.158.00	1.041.134.66	2.979.526.30	1.150.868.96
11	PT Heksa Eka Life Insurance	5	307.407	92.931	383.650	270.448	6.948.533.00	10.151.755.00	2.323.912.00	15.606.481.54	10.136.292.00
12	PT Indolife Pensionaria	22.580	22.362	23.221	23.469	9.874	226.967.97	148.421.91	269.614.65	294.907.91	258.765.81
13	PT Asuransi Jiwa InHealth Indonesia	-	-	-	25	10	-	-	-	222.813.79	159.888.10
14	PT Asuransi Jiwaseraya (Persero)	93.108	71.056	480.244	1.640.055	38.605	773.012.57	789.253.95	2.813.679.41	21.875.769.00	1.964.477.00
15	PT Asuransi Kresna Life	9.103	1.345	1.010	65	394	47.976.98	585.00	14.691.06	132.406.58	322.860.38
16	PT Mayapada Life***)	1	46	-	-	-	100.00	2.228.21	-	-	-
17	PT Asuransi Jiwa Mega Life	-	-	-	24.333.816	61	-	-	-	198.060.185.95	12.402.83
18	PT MNC Life Assurance	-	-	764	713	7.522	-	-	202.238.61	54.305.54	842.193.29
19	PT Asuransi Syariah Mubarakah	43	1.778.599	1.812.255	-	-	308.53	4.658.385.42	4.774.773.91	-	-
20	PT Multicor Life Insurance	106.888	6.507	37.001	51.171	507.818	811.502.52	224.308.93	651.212.41	994.425.97	1.158.334.44
21	PT Asuransi Jiwa Nusantara	2.143.317	2.222.285	1.896.103	445.032	624.267	9.785.661.92	6.321.386.30	15.884.600.37	10.030.577.48	14.807.016.55
22	PT Panin Financial Tbk***)	7.293	17.423	-	-	-	402.676.87	906.552.94	-	-	-
23	PT Panin Life	-	1.238	57.198	35.286	10.909	-	37.769.27	4.273.462.35	2.976.150.87	496.980.46
24	PT Pasaraya Life Insurance	895.584	59.097	13.689	-	-	702.768.81	994.210.98	496.224.41	-	-
25	PT Asuransi Jiwa Recaptial	7.949	6.001	16.225	24.038	251.616	139.779.36	183.870.70	342.735.95	181.475.98	4.083.066.21
26	PT Asuransi Jiwa Sequis Financial	22	34	8	18	22	787.00	1.195.73	302.85	800.23	1.028.28
27	PT Asuransi Jiwa Sequis Life	1.871	1.542	1.684	2.274	1.793	86.107.96	67.063.58	110.368.10	107.245.22	69.596.60

NO.	NAMA PERUSAHAAN NAME OF COMPANY	Jumlah Tertanggung Number of Insured							Uang Pertanggungan *) Sum Insured *)				
		2008 (3)	2009 (4)	2010 (5)	2011 (6)	2012 (7)	2008 (8)	2009 (9)	2010 (10)	2011 (11)	2012 (12)		
28	PT Asuransi Jiwa Sinar Mas	29,483	34,591	36,082	-	-	1,066,071.81	971,595.34	1,690,392.65	-	-		
29	PT Asuransi Takatui Keluarga	348,165	467,392	686,242	-	-	3,170,938.28	5,556,481.00	16,875,172.23	-	-		
30	PT Asuransi Jiwa Tuju Mandiri	3,287	3,608	4,105	1,751	11,425	63,901.04	30,629.77	74,160.37	27,970.22	333,606.20		
31	PT Asuransi Jiwa Mega Indonesia	-	-	-	-	-	-	-	-	-	-		
32	PT Asuransi Jiwa Reliance **)	-	-	-	-	-	-	-	-	-	-		
<b>JUMLAH / SUB TOTAL</b>		<b>9,247,270</b>	<b>10,517,562</b>	<b>7,463,100</b>	<b>29,703,883</b>	<b>4,103,700</b>	<b>66,995,464.97</b>	<b>112,649,852.26</b>	<b>86,310,875.40</b>	<b>273,545,104.30</b>	<b>60,895,326.10</b>		
<b>PATUNGAN / JOINT VENTURE :</b>													
1	PT Ace Life Assurance	3,291	4,955	5,199	4,250	2,954	26,457.77	214,255.04	95,606.05	74,983.17	9,534.00		
2	PT AIA Financial	7,955	9,161	43,770	113,584	29,960	567,672.00	700,686.95	7,096,369.07	6,201,474.45	4,523,190.00		
3	PT Asuransi Allianz Life Indonesia	45,919	222,235	776,101	350,808	199,611	5,022,994.67	5,467,241.11	23,841,029.14	10,900,668.77	8,950,094.00		
4	PT Asuransi Aviva Indonesia	133	103,439	103,439	48,538	58	1,039.78	3,913,676.36	3,913,676.35	483,281.56	1,114.27		
5	PT Avist Assurance	70,810	54,986	80,879	23,960	59,150	2,292,222.18	3,252,432.29	4,837,605.26	2,197,915.81	7,227,696.18		
6	PT Axa Financial Indonesia	17,814	13,430	14,663	11,498	7,287	676,122.00	502,326.94	745,738.41	595,243.16	659,533.69		
7	PT Axa Life Indonesia	155	137	178	144	-	3,565.72	5,475.51	7,922.90	9,250.90	-		
8	PT Axa Mandiri Financial Services	144,116	48	1,287	2,460	460,975	545,827.25	5,148.69	57,821.76	71,167.74	2,529,898.00		
9	PT Asuransi CIGNA	3,503	301,584	414,635	229,059	151,305	66,041.48	30,762,039.46	9,130,472.17	8,020,917.77	10,346,140.00		
10	PT CIMB Sun Life	-	-	-	-	1	-	-	1,467.00	13,451.02	4,837,165.11		
11	PT Commonwealth Life	61,226	24,588	46,326	100,283	44,908	1,240,890.58	456,908.07	1,996,290.30	4,530,036.00	6,140,111.31		
12	PT Asuransi Jiwa Generali Indonesia	1	-	-	24	25,031	100.00	-	-	5,000.00	9,464,862.34		
13	PT Great Eastern Life Indonesia	33,106	5,993	1,315	1,362	938	1,317,948.61	331,970.68	180,812.31	324,886.64	215,149.04		
14	PT MAA Life Assurance	20,334	23,106	48,242	184,615	59,629	340,599.28	399,834.57	1,314,063.55	1,615,503.27	516,078.92		
15	PT Asuransi Jiwa Manulife Indonesia	3,964	19,902	20,683	15,498	6,158	597,129.02	893,592.13	964,547.08	218,301.14	244,096.00		
16	PT Prudential Life Assurance	22,240	77,747	90,509	78,534	51,033	528,589.69	888,155.98	2,650,953.26	1,720,026.79	1,221,172.38		
17	PT Sun Life Financial Indonesia	366	5,163	13,716	13,939	14,471	9,986.00	94,314.50	323,838.47	610,155.43	673,182.43		
18	PT Asuransi Jiwa Sinar Mas MSIG****)	-	-	-	43,379	80,213	-	-	-	1,947,551.50	5,268,052.49		
19	PT UOB Life Sun Assurance	130	170	-	-	-	19,505.98	32,556.46	-	-	-		
20	PT Zurich Topas Life ****)	-	-	-	-	-	-	-	-	-	-		
<b>JUMLAH / SUB TOTAL</b>		<b>435,083</b>	<b>866,644</b>	<b>1,660,942</b>	<b>1,221,935</b>	<b>1,193,683</b>	<b>13,256,692.02</b>	<b>47,920,614.75</b>	<b>57,158,213.08</b>	<b>39,539,815.10</b>	<b>62,827,070.15</b>		
<b>JUMLAH KESELURUHAN / GRAND TOTAL</b>		<b>9,682,353</b>	<b>11,384,205</b>	<b>9,124,041</b>	<b>30,925,817</b>	<b>5,297,383</b>	<b>80,252,156.98</b>	<b>160,570,467.01</b>	<b>143,469,088.48</b>	<b>313,084,919.40</b>	<b>123,722,396.25</b>		

Catatan (Notes):

\*\*) Pemberian Izin usaha di akhir tahun 2012

New license at the end 2012

\*\*\*) Pencabutan Izin Usaha

Revocation of Business License

\*\*\*\*) Perubahan Kepemilikan

Change of Ownership

Usaha Asuransi Jiwa  
Life Insurance Business

TABEL : 3.18.4 / TABLE : 3.18.4

PEMUTUSAN KONTRAK TAHUN 2008 - 2012  
LAPSE FOR YEARS 2008 - 2012

Semua Cabang Selain Kecelakaan Diri dan Kesehatan  
All Plans Except Personal Accident and Health

\*) Dalam Jutaan Rupiah  
\*) In Million Rupiah

NO.	NAMA PERUSAHAAN NAME OF COMPANY	Jumlah Tertanggung Number of Insured					Uang Pertanggungan *) Sum Insured *)				
		2008 (3)	2009 (4)	2010 (5)	2011 (6)	2012 (7)	2008 (8)	2009 (9)	2010 (10)	2011 (11)	2012 (12)
<b>SWASTA NASIONAL / PRIVATE :</b>											
1	PT Asuransi Jiwa Adisarana Wanaartha	1.788	5.039	7.613	4.084	3.557	68.557,96	102.957,70	84.255,09	42.637,72	1.412.565,00
2	PT Asuransi Jiwa Syarif Al-Amin	-	-	-	-	-	-	-	-	-	-
3	PT Asuransi Jiwa Bakrie	24.761	29.524	2.001	436	-	938.003,05	1.230.758,61	97.215,04	19.338,33	-
4	PT BNI Life Insurance	556.617	7.867	15.707	14.977	17.627	2.346.008,83	670.579,67	1.706.885,63	1.664.898,69	1.739.539,21
5	PT Asuransi Jiwa Biringin Jiwa Sejahtera	415.151	106.164	18.840	6.539	1.650	2.082.340,88	1.051.873,46	782.729,98	301.868,66	44.835,87
6	PT Asuransi Jiwa Bumi Asih Jaya	14.624	11.295	38.938	19.581	180.612	49.730,00	45.794,31	199.971,37	1.524.816,42	627.370,00
7	PT Bumi Masyarakat Mandiri**)	52	-	-	-	424,00	-	-	-	-	-
8	Asuransi Jiwa Bersama Bumiputera 1912	468.921	352.783	469.240	762.941	273.159	6.411.036,73	5.323.069,24	7.732.302,08	11.420.325,42	4.978.202,56
9	PT Asuransi Jiwa Central Asia Raya	39.605	35.263	615.160	37.252	40.631	5.739.330,15	6.080.316,30	26.564.451,29	5.250.739,10	5.373.294,18
10	PT Equity Life Indonesia	8.141	582.645	34.545	3.170	64.678	457.252,33	5.682.661,22	796.228,76	112.689,58	4.380.454,71
11	PT Heksa Eka Life Insurance	-	-	-	-	4.558	-	-	-	-	352.735,00
12	PT Indolife Pensiontama	8.581	7.559	10.335	12.293	14.139	1.721.268,46	1.516.984,24	3.033.371,75	4.347.781,55	5.392.651,99
13	PT Asuransi Jiwa InHealth Indonesia	-	-	7	-	-	-	-	-	37.530,30	-
14	PT Asuransi Jiwasraya (Persero)	63.833	63.697	68.194	61.455	74.302	605.471,42	905.016,04	791.535,07	977.062,44	2.212.857,00
15	PT Asuransi Kresna Life	109.349	39	59	215	979	404.202,43	488,80	851,12	59.135,62	229.661,39
16	PT Mayapada Life***)	-	566	-	-	-	-	35.485,92	-	-	-
17	PT Asuransi Jiwa Mega Life	1.200	1.036	7.096	636	3.855	201.943,25	376.492,86	283.840,00	214.970,06	1.084.417,48
18	PT MNC Life Assurance	-	-	635	663	22.885	-	-	194.844,53	72.094,65	4.318.431,77
19	PT Asuransi Syariah Mubarakah	394	75.307	68.239	-	-	-	43.380,30	1.342.944,32	89.508,34	-
20	PT Multicor Life Insurance	-	7	-	5.450	-	-	-	-	66.509,85	-
21	PT Asuransi Jiwa Nusantara	9.474	9.363	13.107	13.041	11.050	91.327,81	141.932,91	656.198,04	584.462,03	590.880,08
22	PT Panin Financial Tbk ***)	17.332	5.812	-	-	-	1.842.763,79	831.986,72	-	-	-
23	PT Panin Life	2.655	1.590	22.710	13.443	26.666	102.146,79	105.549,34	2.492.752,89	1.615.672,93	3.389.323,01
24	PT Pasaraya Life Insurance	12.504	902.961	5.153	148.263	987	2.185,38	297.971,02	5.512,04	3.149.441,21	3.097,54
25	PT Asuransi Jiwa Recaptial	5.163	579	8.690	1.677	8.092	395.380,56	16.481,71	395.947,16	76.961,41	34.319,45
26	PT Asuransi Jiwa Sequis Financial	3.698	13.977	3.460	2.610	2.497	271.620,00	1.189.831,14	394.903,62	284.230,75	175.003,95
27	PT Asuransi Jiwa Sequis Life	47.465	14.557	28.115	20.306	22.691	1.230.610,83	1.469.696,85	2.894.943,91	2.213.671,77	2.374.516,95
28	PT Asuransi Jiwa Sinar Mas	36.728	37.699	43.188	-	-	6.120.549,96	6.573.105,99	3.021.003,85	-	-
29	PT Asuransi Takaful Keluarga	180.583	28.058	5.630	-	-	3.176.090,06	384.000,53	214.988,25	-	-
30	PT Asuransi Jiwa Tugu Mandiri	2.187	1.390	502	969	13.100	41.452,04	15.075,41	11.511,53	22.216,92	406.091,43
31	PT Asuransi Jiwa Mega Indonesia	-	-	-	-	-	-	-	-	-	-
32	PT Asuransi Jiwa Reliance **)	-	-	-	-	-	-	-	-	-	-
<b>JUMLAH / SUB TOTAL</b>		<b>2.030.806</b>	<b>2.294.777</b>	<b>1.487.164</b>	<b>1.130.001</b>	<b>787.615</b>	<b>34.343.077,01</b>	<b>35.391.054,30</b>	<b>52.485.281,64</b>	<b>34.021.525,10</b>	<b>39.120.248,57</b>

NO.	NAMA PERUSAHAAN NAME OF COMPANY	Jumlah Tertanggung Number of Insured										Uang Pertanggungan *) Sum Insured *)								
		2008 (3)	2009 (4)	2010 (5)	2011 (6)	2012 (7)	2008 (8)	2009 (9)	2010 (10)	2011 (11)	2012 (12)									
(1)	(2)																			
<b>PATUNGAN / JOINT VENTURE :</b>																				
1	PT Ace Life Assurance	9,485	24	2,773	14,117	52,981	149,141.70	88.00	160,024.97	250,954.85	873,275.00									
2	PT AIA Financial	43,540	48,899	46,384	44,373	44,792	4,174,036.00	5,598,550.18	5,441,100.76	5,580,133.72	6,509,004.00									
3	PT Asuransi Allianz Life Indonesia	14,912	51,027	40,863	44,815	38,969	1,663,004.88	6,976,579.66	3,166,564.32	14,409,752.01	7,711,676.00									
4	PT Asuransi Aviva Indonesia	17,261	524	524	258,887	26,322	415,771.48	40,410.50	40,410.51	18,594,671.56	882,216.61									
5	PT Avrist Assurance	5,709	162,006	98,446	64,463	33,073	491,115.62	7,111,118.13	4,042,627.22	1,473,487.42	708,155.31									
6	PT Axa Financial Indonesia	6,861	10,834	10,083	86,606	16,595	391,993.00	1,146,873.92	1,163,855.69	1,332,667.81	2,441,246.21									
7	PT Axa Life Indonesia	4,500	5,334	3,741	2,624	29	840,416.39	1,042,695.11	672,234.39	494,747.13	2,189.06									
8	PT Axa Mandiri Financial Services	21,572	80,996	92,718	613,956	259,331	934,086.65	2,042,752.42	2,411,603.27	7,363,281.37	7,491,352.00									
9	PT Asuransi CIGNA	510,660	164,953	223,337	123,413	81,684	3,290,243.65	16,822,625.75	4,920,278.72	4,321,408.37	5,621,061.00									
10	PT CIMB Sun Life	-	1	818	13,754	3,728	-	189.91	302,423.35	4,543,346.14	3,051,676.03									
11	PT Commonwealth Life	543,496	38,774	19,150	30,480	42,162	4,915,218.39	2,639,853.96	2,129,503.15	3,304,417.09	6,433,242.18									
12	PT Asuransi Jiwa Generali Indonesia	-	250	3,095	29,841	3,483	-	14,579.57	365,022.40	5,386,901.42	602,212.72									
13	PT Great Eastern Life Indonesia	8,084	4,032	10,613	17,425	5,852	966,842.55	445,398.74	1,434,493.13	2,128,963.55	1,096,709.37									
14	PT MAA Life Assurance	633	585	1,522	1,390	15,213	58,159.58	58,638.80	102,557.80	105,962.94	600,440.44									
15	PT Asuransi Jiwa Manulife Indonesia	34,587	36,197	51,826	115,476	95,766	2,516,186.18	3,875,991.66	4,190,677.60	3,584,876.53	5,220,272.00									
16	PT Prudential Life Assurance	18,827	27,036	32,385	19,428	19,851	2,413,467.22	3,116,528.28	3,451,987.42	2,092,798.61	2,210,792.35									
17	PT Sun Life Financial Indonesia	19,525	33,168	29,746	32,831	29,367	1,471,841.00	2,225,085.95	1,918,051.95	2,335,313.20	2,263,489.27									
18	PT Asuransi Jiwa Sinar Mas MSIG****)	-	-	-	149,050	73,533	-	-	-	5,314,522.56	8,029,239.65									
19	PT UOB Life Sun Assurance	361	472	-	-	-	109,962.06	286,010.83	-	-	-									
20	PT Zurich Topas Life ****)	-	-	228	1,483	2,920	-	-	56,248.92	93,813.27	308,519.63									
<b>JUMLAH / SUB TOTAL</b>		<b>1,260,023</b>	<b>665,112</b>	<b>668,252</b>	<b>1,664,513</b>	<b>845,651</b>	<b>24,821,486.34</b>	<b>53,443,971.37</b>	<b>35,969,665.57</b>	<b>82,712,019.57</b>	<b>62,056,766.83</b>									
<b>JUMLAH KESELURUHAN / GRAND TOTAL</b>		<b>3,290,829</b>	<b>2,959,888</b>	<b>2,155,416</b>	<b>2,794,513</b>	<b>1,633,266</b>	<b>59,164,563.36</b>	<b>88,835,025.66</b>	<b>88,454,947.21</b>	<b>116,733,544.67</b>	<b>101,177,017.40</b>									

Catatan (Notes) :

\*\*) Pemberian izin usaha di akhir tahun 2012

New license at the end 2012

\*\*\*) Pencabutan Izin Usaha

Revocation of Business License

\*\*\*\*) Perubahan Kepemilikan

Change of Ownership



TABEL : 3.19 / TABLE : 3.19  
PERTUMBUHAN JUMLAH TERTANGGUNG DAN UANG PERTANGGUNGAN TAHUN 2008 - 2012  
THE GROWTH OF NUMBER OF INSURED AND SUM INSURED YEARS 2008 - 2012

Semua Cabang Selain Kecelakaan Diri dan Kesehatan  
All Plans Except Personal Accident and Health

NO.	KETERANGAN DESCRIPTION	Jumlah Tertanggung Number of Insured					Uang Pertanggungan *) Sum Insured *)				
		2008 (3)	2009 (4)	2010 (5)	2011 (6)	2012 (7)	2008 (8)	2009 (9)	2010 (10)	2011 (11)	2012 (12)
<b>I Penambahan (Addition) :</b>											
1.	Pertanggungan Baru (New Business)	19,825,209	12,113,331	13,192,184	35,113,048	12,777,914	324,186,669.17	434,322,895.88	253,886,193.47	836,596,596.79	677,708,854.62
2.	Lain-lain (Other)	712,751	277,600	829,874	28,553,038	322,663	17,827,785.24	16,165,112.19	76,779,228.89	1,168,519,899.73	10,048,283.70
<b>Jumlah I (Sub Total I)</b>		<b>20,537,960</b>	<b>12,390,931</b>	<b>14,022,058</b>	<b>63,666,085</b>	<b>13,100,577</b>	<b>342,014,454.41</b>	<b>450,488,008.08</b>	<b>330,665,422.36</b>	<b>2,005,116,496.52</b>	<b>687,757,138</b>
<b>II Pengurangan (Deduction) :</b>											
1.	Meninggal (Death)	143,447	175,617	90,161	43,093	112,913	3,395,736.74	3,426,340.87	1,765,005.50	1,836,009.18	5,211,497.18
2.	Habis Kontrak (Maturity)	9,682,353	11,384,205	9,124,041	30,925,817	5,297,383	80,252,156.98	160,570,467.01	143,469,088.48	313,084,919.40	123,722,396.25
3.	Perutusan Kontrak (Lapse)	3,290,829	2,959,888	2,155,416	2,794,513	1,633,266	59,164,563.36	88,835,025.66	88,454,947.21	116,733,544.67	101,177,017.40
4.	Lain-lain (Other)	138,016	165,503	252,129	184,341	37,260	13,974,876.69	22,124,100.30	30,260,294.40	21,004,486.08	2,699,302.48
<b>Jumlah II (Sub Total II)</b>		<b>13,254,645</b>	<b>14,685,213</b>	<b>11,621,747</b>	<b>33,947,764</b>	<b>7,080,821</b>	<b>156,787,333.78</b>	<b>274,955,933.85</b>	<b>263,949,335.58</b>	<b>452,658,959.33</b>	<b>232,810,213</b>
<b>III Surplus (I - II)</b>		<b>7,283,315</b>	<b>(2,294,282)</b>	<b>2,400,311</b>	<b>29,718,321</b>	<b>6,019,756</b>	<b>185,227,120.63</b>	<b>175,532,074.22</b>	<b>66,716,086.78</b>	<b>1,552,457,537.18</b>	<b>454,946,925.02</b>
<b>IV Keadaan Pada Awal Tahun Beginning of The Year</b>		<b>26,637,956</b>	<b>28,651,828</b>	<b>34,295,192</b>	<b>27,239,545</b>	<b>33,239,265</b>	<b>475,502,718.41</b>	<b>646,069,435.38</b>	<b>828,363,215.06</b>	<b>1,124,928,123.45</b>	<b>1,520,217,533.83</b>
<b>V Keadaan Pada Akhir Tahun End of The Year</b>		<b>33,921,271</b>	<b>26,357,546</b>	<b>36,695,503</b>	<b>56,957,866</b>	<b>39,259,022</b>	<b>660,729,839.05</b>	<b>821,601,509.61</b>	<b>895,079,301.84</b>	<b>2,677,385,660.63</b>	<b>1,975,164,458.85</b>

\*) Dalam Jutaan Rupiah  
) In Million Rupiah

**HALAMAN INI SENGAJA DIKOSONGKAN**

**ASURANSI UMUM DAN REASURANSI SYARIAH  
SHARIA GENERAL INSURANCE AND REINSURANCE**

---

**2012**

**PERASURANSIAN INDONESIA  
INDONESIA INSURANCE**



TABEL: 4.1A/TABLE: 4.1A  
 REKAPITULASI NERACA DANA PERUSAHAAN, PER 31 DESEMBER 2012  
 RECAPITULATION OF BALANCE SHEET OF SHAREHOLDER FUND, AS OF 31 DECEMBER 2012

NAMA PERUSAHAAN NAME OF COMPANIES	INVESTASI		BUKAN INVESTASI		JUMLAH ASET		LIABILITAS		PINJAMAN		MODAL SENDIRI	
	(3)	(4)	(5)	(6)	(7)	(8)	(9)	(10)	(11)	(12)	(13)	(14)
(1)	(2)	(3)	(4)	(5)	(6)	(7)	(8)	(9)	(10)	(11)	(12)	(13)
<b>PERUSAHAAN ASURANSI UMUM SYARIAH</b>												
<b>SHARIA GENERAL INSURANCE COMPANIES</b>												
1 PT ASURANSI TAKAFUL UMUM	70.622	26.590	97.212	2.830	10991	15.155	-	-	-	-	-	82.057
2 PT JAYA PROTEKSI TAKAFUL	54.524	13.772	68.296	2.119	6875	9.044	-	-	-	-	-	59.252
<b>JUMLAH/SUB TOTAL</b>	<b>125.146</b>	<b>40.362</b>	<b>165.508</b>	<b>4.949</b>	<b>17866</b>	<b>24.199</b>	-	-	-	-	-	<b>141.309</b>
<b>PERUSAHAAN ASURANSI UMUM YANG MEMILIKI UNIT SYARIAH</b>												
<b>GENERAL INSURANCE COMPANIES WHICH OWN SHARIA UNIT</b>												
1 PT ASURANSI ADIRA DINAMIKA	154.667	46.677	201.364	4.868	-	112.580	117.448	-	-	-	-	83.916
2 PT ASURANSI ALLIANZ UTAMA INDONESIA	12.484	16.367	28.852	232	176	-	408	-	-	-	-	28.577
3 PT ASURANSI ASTRA BUANA	183.398	28.057	211.455	1.618	-	112.560	114.178	-	-	-	-	97.277
4 PT ASURANSI BANGUN ASKRIDA	34.965	47.838	82.803	21.802	210	15.649	37.660	-	-	-	-	45.142
5 PT ASURANSI BINTANG TBK.	24.779	16.468	41.247	517	0	3.542	4.059	-	-	-	-	37.188
6 PT ASURANSI BRINGIN SEJAHTERA ARTAMAKMUR	26.482	1.729	28.211	295	-	966	1.261	-	-	-	-	26.950
7 PT ASURANSI BUMIPUTERA MUDA 1967	29.650	15.594	45.244	2.283	397	12.982	15.662	-	-	-	-	29.581
8 PT ASURANSI CENTRAL ASIA	25.905	32.763	58.668	5.418	753	7.275	13.446	-	-	-	-	45.222
9 PT ASURANSI JASA INDONESIA (PERSERO)	115.397	1.927	117.324	7.934	-	33.576	41.510	-	-	-	-	75.814
10 PT ASURANSI PAROLANAS	10.266	18.871	29.137	141	601	438	1.180	-	-	-	-	27.957
11 PT ASURANSI RAMAYANA Tbk.	30.500	11.517	42.017	524	-	575	1.100	-	-	-	-	40.917
12 PT ASURANSI SINAR MAS	56.874	6.898	63.772	1.504	-	831	2.334	-	-	-	-	61.438
13 PT ASURANSI TOKIO MARINE INDONESIA	6.317	23.288	29.605	78	650	-	729	-	-	-	-	28.876
14 PT ASURANSI TRI PAKARTA	48.317	2.615	50.932	4.716	7	8.966	13.689	-	-	-	-	37.243
15 PT ASURANSI UMUM MEGA	34.457	6.489	40.946	-	-	3.012	-	-	-	-	-	37.934
16 PT ASURANSI STACO MANDIRI (dih PT STACO JASA PRATAMA	26.033	8.690	34.723	2.546	-	2.869	5.415	-	-	-	-	29.308
17 PT TUGU PRATAMA INDONESIA	25.448	19.872	45.320	7.947	4.799	-	12.947	-	-	-	-	32.974
18 PT CHARTIS INSURANCE INDONESIA	27.114	1.138	28.252	2	-	1.564	1.566	-	-	-	-	26.686
19 PT ASURANSI JASA RAHARJA PUTERA	25.350	3.155	28.505	-	1	415	416	-	-	-	-	28.089
20 PT ASURANSI EKSPOR INDONESIA	25.300	1.527	26.827	1	-	-	1	-	-	-	-	26.826
<b>JUMLAH/SUB TOTAL</b>	<b>923.723</b>	<b>311.481</b>	<b>1.235.204</b>	<b>62.027</b>	<b>6945</b>	<b>318450</b>	<b>387.421</b>	-	-	-	-	<b>847.916</b>
<b>PERUSAHAAN REASURANSI YANG MEMILIKI UNIT SYARIAH</b>												
<b>REINSURANCE COMPANIES WHICH OWN SHARIA UNIT</b>												
1 PT MASKAPAI REASURANSI INDONESIA	58.072	6.174	64.247	-	-	244	244	-	-	-	-	64.002
2 PT REASURANSI INTERNASIONAL INDONESIA	116.670	3.393	120.063	-	-	2450	2.450	-	-	-	-	117.613
3 PT REASURANSI NASIONAL INDONESIA	42.808	29.320	72.128	-	-	2227	2.227	-	-	-	-	69.901
<b>JUMLAH/SUB TOTAL</b>	<b>217.550</b>	<b>38.887</b>	<b>256.437</b>	-	-	<b>4921</b>	<b>4.921</b>	-	-	-	-	<b>251.516</b>
<b>JUMLAH SELURUHNYA/GRAND TOTAL</b>	<b>1.266.419</b>	<b>390.730</b>	<b>1.657.150</b>	<b>66.975</b>	<b>8329</b>	<b>341237</b>	<b>416.541</b>	-	-	-	-	<b>1.240.741</b>

TABEL - 4.1A.1/TABLE 4.1A.1

REKAPITULASI INVESTASI DANA PERUSAHAAN, PER 31 DESEMBER 2012  
 RECAPITULATION OF INVESTMENT OF SHAREHOLDER FUND, AS OF 31 DECEMBER 2012

NAMA PERUSAHAAN NAME OF COMPANIES	Dalam jutaan rupiah In million rupiah																
	(1)	(2)	(3)	(4)	(5)	(6)	(7)	(8)	(9)	(10)	(11)	(12)	(13)	(1)	(2)	(3)	(4)
	DEPOSITO SAHAM	SHARIA SAHAM	SUKUK/GBLI GASISYARIAH	SHARIA SUKUK OR STOCKS	SHARIA SUKUK OR BONDS	SHARIA MS. ISSUED BY GOVERNMENT	SHARIA PROMISSORY NOTES ISSUED BY BANK OF INDONESIA	SHARIA MS. ISSUED BY FOREIGN GOVERNMENT	SHARIA MS. ISSUED BY MULTINATIONAL INSTITUTIONS	SHARIA MUTUAL FUND	SHARIA ASSET BACKED SECURITIES	COOPERATION FINANCING	GOLD	DIRECT PLACEMENT	PROPERTY FOR INVESTMENT	OTHER INVESTMENTS	TOTAL
<b>PERUSAHAAN ASURANSI UMUM SYARIAH</b>																	
<b>SHARIA GENERAL INSURANCE COMPANIES</b>																	
1 PT ASURANSI TAKAFUL LUMUM	47.569	-	6.000	2.192	-	-	-	-	12.933	-	-	-	135	704	-	1.090	70.822
2 PT JAYA PROTEKSI TAKAFUL	53.436	-	6.000	2.192	-	-	-	-	1.087	-	-	-	-	-	-	-	54.523
<b>JUMLAH/SUB TOTAL</b>	<b>101.005</b>	<b>-</b>	<b>6.000</b>	<b>2.192</b>	<b>-</b>	<b>-</b>	<b>-</b>	<b>-</b>	<b>14.020</b>	<b>-</b>	<b>-</b>	<b>-</b>	<b>135</b>	<b>704</b>	<b>-</b>	<b>1.090</b>	<b>125.345</b>
<b>PERUSAHAAN ASURANSI UMUM YANG MEMILIKI UNIT SYARIAH</b>																	
<b>GENERAL INSURANCE COMPANIES WHICH OWN SHARIA UNIT</b>																	
1 PT ASURANSI ADIRA DINAMIKA	154.687	-	-	-	-	-	-	-	-	-	-	-	-	-	-	-	154.687
2 PT ASURANSI AL IANZ LUTAMA INDONESIA	7.000	-	-	5.484	-	-	-	-	-	-	-	-	-	-	-	-	12.484
3 PT ASURANSI ASTRA BUANA	170.520	-	12.878	-	-	-	-	-	-	-	-	-	-	-	-	-	183.398
4 PT ASURANSI BANGUNASRRIDA	34.965	-	-	-	-	-	-	-	-	-	-	-	-	-	-	-	34.965
5 PT ASURANSI BINTANG TBK	10.060	-	-	2.000	-	-	-	-	-	-	-	-	-	12.719	-	-	24.779
6 PT ASURANSI BRINGIN SEJAHTERA ARTAMAKJUR	26.482	-	-	-	-	-	-	-	-	-	-	-	-	-	-	-	26.482
7 PT ASURANSI BUMIPUTERA MUDA TBK	12.978	7.064	2.169	-	-	-	-	4.508	-	-	-	-	2.921	-	-	-	29.650
8 PT ASURANSI CENTRAL ASIA	25.905	-	-	-	-	-	-	-	-	-	-	-	-	-	-	-	25.905
9 PT ASURANSI JASA INDONESIA (PERSERO)	66.800	-	14.605	-	-	-	-	-	4.992	-	-	-	-	5.289	-	-	115.397
10 PT ASURANSI PAROLANAS	4.977	-	-	-	-	-	-	-	-	-	-	-	-	-	-	-	4.977
11 PT ASURANSI RAWATANA TBK	27.500	-	3.000	-	-	-	-	-	-	-	-	-	-	-	-	-	30.500
12 PT ASURANSI SINAR MAS	44.810	-	11.065	979	-	-	-	-	-	-	-	-	-	-	-	-	56.874
13 PT ASURANSI TOKO MARINE INDONESIA	-	-	-	6.317	-	-	-	-	-	-	-	-	-	-	-	-	6.317
14 PT ASURANSI TRI PAKARTIA	38.200	-	1.500	-	-	-	-	8.617	-	-	-	-	-	-	-	-	48.317
15 PT ASURANSI UMUM MEGA	22.350	-	9.230	2.878	-	-	-	-	-	-	-	-	-	-	-	-	34.457
16 PT ASURANSI STAGO MANDIRI (Gh PT STAGO JASA PRATAMA)	8.850	-	-	-	-	-	-	-	17.183	-	-	-	-	-	-	-	26.033
17 PT TUGU PRATAMA INDONESIA	25.448	-	-	-	-	-	-	-	-	-	-	-	-	-	-	-	25.448
18 PT CHARTIS INSURANCE INDONESIA	27.114	-	-	-	-	-	-	-	-	-	-	-	-	-	-	-	27.114
19 PT ASURANSI JASA RAHARJA PUTERA	25.350	-	-	-	-	-	-	-	-	-	-	-	-	-	-	-	25.350
20 PT ASURANSI EKSPOR INDONESIA	25.300	-	-	-	-	-	-	-	-	-	-	-	-	-	-	-	25.300
<b>JUMLAH/SUB TOTAL</b>	<b>786.296</b>	<b>7.064</b>	<b>54.437</b>	<b>17.668</b>	<b>-</b>	<b>-</b>	<b>-</b>	<b>-</b>	<b>35.289</b>	<b>-</b>	<b>-</b>	<b>-</b>	<b>2.921</b>	<b>18.008</b>	<b>-</b>	<b>-</b>	<b>923.723</b>
<b>PERUSAHAAN REASURANSI YANG MEMILIKI UNIT SYARIAH</b>																	
<b>REINSURANCE COMPANIES WHICH OWN SHARIA UNIT</b>																	
1 PT MASKAPAI REASURANSI INDONESIA	58.072	-	-	-	-	-	-	-	-	-	-	-	-	-	-	-	58.072
2 PT REASURANSI INTERNASIONAL INDONESIA	25.572	-	24.074	14.176	-	-	-	-	52.848	-	-	-	-	-	-	-	116.670
3 PT REASURANSI NASIONAL INDONESIA	38.826	-	3.041	1.912	-	-	-	-	2.029	-	-	-	-	-	-	-	42.808
<b>JUMLAH/SUB TOTAL</b>	<b>119.470</b>	<b>-</b>	<b>27.115</b>	<b>16.088</b>	<b>-</b>	<b>-</b>	<b>-</b>	<b>-</b>	<b>54.877</b>	<b>-</b>	<b>-</b>	<b>-</b>	<b>-</b>	<b>-</b>	<b>-</b>	<b>-</b>	<b>217.550</b>
<b>JUMLAH SELURUHNYA/GRAND TOTAL</b>	<b>1.006.771</b>	<b>7.064</b>	<b>87.602</b>	<b>35.937</b>	<b>-</b>	<b>-</b>	<b>-</b>	<b>-</b>	<b>104.197</b>	<b>-</b>	<b>-</b>	<b>-</b>	<b>2.921</b>	<b>18.712</b>	<b>1.090</b>	<b>-</b>	<b>1.266.419</b>

TABEL 4.1A.2/TABLE 4.1A.2

REKAPITULASI ASET BUKAN INVESTASI DAN PERUSAHAAN, PER 31 DESEMBER 2012  
RECAPITULATION OF NON-INVESTMENT ASSETS OF SHAREHOLDER FUND, AS OF 31 DECEMBER 2012

NO	NAMA PERUSAHAAN NAME OF COMPANY	KAS DAN BANK	TAGIHAN INVESTASI	TAGIHAN HASIL INVESTASI	TAGIHAN URUH KEPADA PESERTA	SURPLUS UNDERWRITING	TAGIHAN BAGI HASIL PENGELOLAAN INVESTASI DAN TABARRU	BANGUNAN DG. HAK STRATA, TANAH DG BANGUNAN	KOMPUTER	AKTIVA TETAP LAIN	AKTIVA LAIN	JUMLAH BUKAN INVESTASI	Dalam jutaan rupiah In million rupiah		
													(3)	(4)	(5)
<b>PERUSAHAAN ASURANSI UMUM SYARIAH</b>															
<b>SHARIA GENERAL INSURANCE COMPANIES</b>															
1	PT ASURANSI TAKAFUL LUMIL	2.910	-	-	13.515	-	-	-	1.674	830	1.027	6.634	26.590		
2	PT JAYA PROTEKSI TAKAFUL	4.276	-	-	6.415	-	-	-	-	278	441	2.382	13.772		
	<b>JUMLAH/SUB TOTAL</b>	<b>7.186</b>	<b>-</b>	<b>-</b>	<b>19.930</b>	<b>-</b>	<b>-</b>	<b>-</b>	<b>1.674</b>	<b>1.107</b>	<b>1.468</b>	<b>8.996</b>	<b>40.362</b>		
<b>PERUSAHAAN ASURANSI UMUM YANG MEMILIKI UNIT SYARIAH</b>															
<b>GENERAL INSURANCE COMPANIES WHICH OWN SHARIA UNIT</b>															
1	PT ASURANSI ADIRA DINAMIKA	2.331	-	372	41.475	1.500	-	-	-	172	486	361	46.677		
2	PT ASURANSI ALLIANZ UTAMA INDONESIA	12.233	-	-	384	-	-	-	-	-	-	3.740	16.367		
3	PT ASURANSI ASTRA BUANA	437	-	832	-	-	-	-	-	-	-	26.788	28.057		
4	PT ASURANSI BANGUN ASKRIDA	1.726	-	951	37.059	4.749	911	-	-	190	140	2.113	47.838		
5	PT ASURANSI BINTANG TBK.	1.665	-	-	908	-	-	-	5.784	37	186	7.889	16.468		
6	PT ASURANSI BRINGIN SEJAHTERA ARTAMAKMUR	994	-	24	-	-	-	-	-	-	-	711	1.729		
7	PT ASURANSI BUMIPUTERA MUDA 1987	964	-	42	3.381	5.039	-	-	-	84	105	5.980	15.594		
8	PT ASURANSI CENTRAL ASIA	7.056	-	-	20.281	4.452	-	-	174	18	301	501	32.763		
9	PT ASURANSI JASA INDONESIA (PERSERO)	286	-	-	-	-	-	-	-	-	-	1.631	1.927		
10	PT ASURANSI PAROLAMAS	40	-	7	3.625	-	-	-	14.925	48	187	39	18.871		
11	PT ASURANSI RAMAYANA TK.	965	54	-	-	-	-	-	6.619	3	30	3.566	11.517		
12	PT ASURANSI SINAR MAS	422	-	-	2.883	3.300	-	-	-	10	203	79	6.888		
13	PT ASURANSI TOKIO MARINE INDONESIA	14.366	-	85	-	-	-	-	-	-	-	542	23.288		
14	PT ASURANSI TRI PAKARTA	296	-	85	1.547	-	-	-	-	56	151	480	2.615		
15	PT ASURANSI UMUM MEGA	422	308	-	5.748	-	-	-	-	3	-	8	6.489		
16	PT ASURANSI STACO MANDIRI (dih PT STACO JASA PRATAMA)	1.757	-	-	5.678	1.109	-	-	-	118	-	29	8.690		
17	PT TUGU PRATAMA INDONESIA	317	-	-	15.219	-	-	-	-	-	-	4.336	19.872		
18	PT CHARTIS INSURANCE INDONESIA	1.124	-	-	14	-	-	-	-	-	-	-	1.138		
19	PT ASURANSI JASA RAHARJA PUTERA	3.050	-	-	3	-	-	-	-	-	-	103	3.155		
20	PT ASURANSI EKSPOR INDONESIA	1.484	-	41	-	3	-	-	-	-	-	-	1.527		
	<b>JUMLAH/SUB TOTAL</b>	<b>51.935</b>	<b>362</b>	<b>2.438</b>	<b>138.193</b>	<b>20.151</b>	<b>911</b>	<b>8.294</b>	<b>27.502</b>	<b>739</b>	<b>1.770</b>	<b>59.166</b>	<b>311.481</b>		
<b>PERUSAHAAN REASURANSI YANG MEMILIKI UNIT SYARIAH</b>															
<b>REINSURANCE COMPANIES WHICH OWN SHARIA UNIT</b>															
1	PT MASKAPAI REASURANSI INDONESIA	191	-	105	2.208	-	-	-	-	28	-	3.643	6.174		
2	PT REASURANSI INTERNASIONAL INDONESIA	338	648	-	2.065	341	-	-	-	-	-	1	3.393		
3	PT REASURANSI NASIONAL INDONESIA	556	-	-	5.909	701	-	21.000	-	-	294	860	29.320		
	<b>JUMLAH/SUB TOTAL</b>	<b>1.085</b>	<b>648</b>	<b>105</b>	<b>10.183</b>	<b>1.042</b>	<b>-</b>	<b>21.000</b>	<b>-</b>	<b>28</b>	<b>294</b>	<b>4.504</b>	<b>38.887</b>		
	<b>JUMLAH SELURUHNYA GRAND TOTAL</b>	<b>60.206</b>	<b>1.010</b>	<b>2.543</b>	<b>168.306</b>	<b>21.193</b>	<b>911</b>	<b>29.294</b>	<b>29.176</b>	<b>1.874</b>	<b>3.532</b>	<b>72.666</b>	<b>390.730</b>		

TABEL-4.2A / TABLE-4.2A  
REKAPITULASI RUGI LABA DAN PERUSAHAAN PER 31 DESEMBER 2012  
RECAPITULATION INCOME INVESTMENTS OF SHAREHOLDER FUND, AS OF 31 DECEMBER 2012

NO.	NAMA PERUSAHAAN NAME OF COMPANY	Dalam jutaan rupiah In million rupiah																				
		(1)	(2)	(3)	(4)	(5)	(6)	(7)	(8)	(9)	(10)	(11)	(12)	(13)	(14)	(15)	(16)	(17)	(18)	(19)	(20)	
		URAH DITERIMA PENGELOLAAN RISIKO	URAH ATAS PENGELOLAAN DANA TABARRU	URAH DITERIMA INVESTASI DANA TABARRU	URAH DITERIMA INVESTASI DANA TABARRU	URAH DITERIMA INVESTASI DANA TABARRU	URAH DITERIMA INVESTASI DANA TABARRU	URAH DITERIMA INVESTASI DANA TABARRU	URAH DITERIMA INVESTASI DANA TABARRU	URAH DITERIMA INVESTASI DANA TABARRU	URAH DITERIMA INVESTASI DANA TABARRU	URAH DITERIMA INVESTASI DANA TABARRU	URAH DITERIMA INVESTASI DANA TABARRU	URAH DITERIMA INVESTASI DANA TABARRU	URAH DITERIMA INVESTASI DANA TABARRU	URAH DITERIMA INVESTASI DANA TABARRU	URAH DITERIMA INVESTASI DANA TABARRU	URAH DITERIMA INVESTASI DANA TABARRU	URAH DITERIMA INVESTASI DANA TABARRU	URAH DITERIMA INVESTASI DANA TABARRU	URAH DITERIMA INVESTASI DANA TABARRU	
1	PT ASURANSI TAKAFUL ULMUM	72,245	-	72,245	-	4,028	-	4,028	-	2,305	4,350	39,277	(3,201)	69,644	-	171	(130)	6,588				
2	PT JAYA PROTEKSI TAKAFUL	16,318	151	16,469	-	2,894	-	2,894	4,921	301	253	9,516	61	15,052	-	106	-	4,115				
	<b>JUMLAH SUBTOTAL</b>	<b>88,563</b>	<b>151</b>	<b>88,714</b>	<b>-</b>	<b>6,922</b>	<b>-</b>	<b>6,922</b>	<b>31,834</b>	<b>2,606</b>	<b>4,603</b>	<b>48,793</b>	<b>(3,140)</b>	<b>84,697</b>	<b>-</b>	<b>276</b>	<b>(130)</b>	<b>10,703</b>				
<b>PERUSAHAAN ASURANSI UMUM YANG MEMILIKI UNIT SYARIAH GENERAL INSURANCE COMPANIES WHICH OWN SHARIA UNIT</b>																						
1	PT ASURANSI ADIRA DINAMIKA	84,443	-	84,443	-	1,500	-	1,500	3,409	89,353	19,107	1,129	1,475	11,167	(605)	32,273	-	1,427	13,119	42,554		
2	PT ASURANSI ALLIANZ UTAMA INDONESIA	3,842	-	3,842	-	626	-	626	4,468	1,811	359	36	1,402	(1,047)	2,560	-	1,908					
3	PT ASURANSI ASTRA BUANA	106,032	-	106,032	-	14,589	-	14,589	126,431	87,401	1,263	-	31,334	-	119,698	32,617	-	9,478	29,572			
4	PT ASURANSI BANGUN ASKRIDA	30,456	-	30,456	-	427	-	427	34,184	17,654	846	1,035	9,080	(225)	28,370	-	145	-	5,669			
5	PT ASURANSI BINTANG TBK	13,567	49	13,616	-	1,607	-	1,607	15,223	7,138	0	2,334	1,868	78	11,418	-	-	-	3,806			
6	PT ASURANSI BRISIN SEJAHTERA ARTAMAKMUR	16,569	-	16,569	-	2,852	-	2,852	4,194	1,037	263	952	2,000	24	1,950	-	244	-	7,384			
7	PT ASURANSI BUMI PUTERA MUDA 1967	13,617	-	13,617	-	2,790	-	2,790	17,409	3,813	675	169	1,985	(352)	6,291	-	1	-	11,117			
8	PT ASURANSI CENTRAL ASIA	71,049	-	71,049	-	3,463	-	3,463	78,089	19,967	(256)	1,088	7,148	428	28,375	(1,860)	-	-	47,864			
9	PT ASURANSI JASA INDONESIA (PERSERO)	17,889	-	17,889	-	1,221	-	1,221	19,110	16,37	176	96	1,728	(370)	3,698	-	-	-	13,637			
10	PT ASURANSI PAROLAMAS	15,395	-	15,395	-	2,193	-	2,193	20,661	1,932	165	207	1,408	(713)	2,999	442	-	-	17,221			
11	PT ASURANSI RAMAYANA Tbk.	35,342	-	35,342	-	522	-	522	37,720	20,657	1,164	389	3,550	(165)	25,595	-	-	-	12,125			
12	PT ASURANSI SINAR MAS	17,506	-	17,506	-	4,054	-	4,054	22,580	10,160	90	141	2,426	(282)	12,535	(78)	-	-	9,966			
13	PT ASURANSI TOKO MARINE INDONESIA	4,054	-	4,054	-	248	-	248	1,906	7,317	375	54	1,082	(382)	2,900	-	18	-	4,308			
14	PT ASURANSI TRI PAKARTA	23,719	-	23,719	-	8	-	8	1,000	24,719	7,547	63	807	13,148	26,364	-	-	-	(1,645)			
15	PT ASURANSI STAGO MANDIRI (GRUP STAGO JASA PRATAMA)	8	-	8	-	1,288	-	1,288	1,288	131	7	1	156	253	972	-	-	-	89			
16	PT TUGU PRATIAMA INDONESIA	11	-	11	-	84	-	84	1,441	1,527	1	-	-	-	1	-	-	-	1,526			
17	PT CHARTIS INSURANCE INDONESIA	84	-	84	-	3	-	3	1,441	1,527	1	-	-	-	1	-	-	-	1,526			
18	PT ASURANSI JASA RAHARJA PUTERA	459,899	49	459,948	545	2,551	34,845	34,094	531,982	211,731	13,314	10,868	83,823	8,792	328,628	30,679	2,383	22,842	209,908			
19	PT ASURANSI JKS RAHARJA PUTERA	84	-	84	-	3	-	3	1,441	1,527	1	-	-	-	1	-	-	-	1,526			
20	PT ASURANSI TKS RAHARJA PUTERA	84	-	84	-	3	-	3	1,441	1,527	1	-	-	-	1	-	-	-	1,526			
	<b>JUMLAH SUBTOTAL</b>	<b>459,899</b>	<b>49</b>	<b>459,948</b>	<b>545</b>	<b>2,551</b>	<b>34,845</b>	<b>34,094</b>	<b>531,982</b>	<b>211,731</b>	<b>13,314</b>	<b>10,868</b>	<b>83,823</b>	<b>8,792</b>	<b>328,628</b>	<b>30,679</b>	<b>2,383</b>	<b>22,842</b>	<b>209,908</b>			
<b>PERUSAHAAN REASURANSI YANG MEMILIKI UNIT SYARIAH REINSURANCE COMPANIES WHICH OWN SHARIA UNIT</b>																						
1	PT MASKAPAI REASURANSI INDONESIA	6,328	-	6,328	-	3,057	-	3,057	9,385	-	-	82	375	74	531	-	-	-	8,854			
2	PT REASURANSI INTERNASIONAL INDONESIA	23,467	-	23,467	-	2,397	2,065	7,548	35,478	-	688	6,907	9	7,955	9	697	-	-	27,194			
3	PT REASURANSI NASIONAL INDONESIA	18,669	-	18,669	-	684	684	2,027	22,027	-	684	3,740	(182)	3,740	(457)	-	-	-	17,830			
	<b>JUMLAH SUBTOTAL</b>	<b>48,463</b>	<b>-</b>	<b>48,463</b>	<b>-</b>	<b>2,397</b>	<b>2,750</b>	<b>13,279</b>	<b>66,890</b>	<b>-</b>	<b>953</b>	<b>11,022</b>	<b>11,022</b>	<b>(108)</b>	<b>11,867</b>	<b>9</b>	<b>1,154</b>	<b>-</b>	<b>53,877</b>			
	<b>JUMLAH SELURUHNYA GRAND TOTAL</b>	<b>596,925</b>	<b>200</b>	<b>597,124</b>	<b>545</b>	<b>4,948</b>	<b>37,595</b>	<b>54,206</b>	<b>694,417</b>	<b>243,566</b>	<b>15,920</b>	<b>16,424</b>	<b>143,638</b>	<b>5,544</b>	<b>425,091</b>	<b>30,687</b>	<b>3,814</b>	<b>22,712</b>	<b>275,488</b>			

Catatan : \*) Tidak menyampaikan Laporan



TABEL: 4.3A / TABLE: 4.3A

HASIL INVESTASI DANA PERUSAHAAN, PER 31 DESEMBER 2012  
INVESTMENT INCOME OF SHAREHOLDER FUND, AS OF 31 DECEMBER 2012

(1)	(2)	(3)	(4)	(5)	(6)	(7)	(8)	(9)	(10)	(11)	(12)	(13)	(14)	(15)	(16)	(17)	(18)
		DEPOSITO	SHARIA SAHAM	SUKUK / OBLIGASI SYARIAH	SB SYARIAH YANG DITERBITKAN PEMERINTAH	SURAT BERHARGA SYARIAH DITERBITKAN NEGARA SELAIN INDONESIA	SURAT BERHARGA SYARIAH DITERBITKAN NEGARA AS	SURAT BERHARGA SYARIAH DITERBITKAN MULTINASIONAL	REKSA DANA SYARIAH MUTUAL FUND	EFEK BERAGUN ASSET BACKED SECURITIES	PEMBAYARAN MELALUI KEMASAMAAN DO. PHAK LAIN	EMAS MURNI	PENYERTAAN LANGSUNG	BANGUNAN, TANAH DG. BANGUNAN	INVESTASI LAINNYA	BEBAN INVESTASI	JUMLAH
		TIME DEPOSIT	SHARIA STOCKS	SHARIA BONDS	SHARIA MS. ISSUED BY GOVERNMENT	SHARIA MS. PROMISSORY NOTES ISSUED BY BANK OF INDONESIA	SHARIA MS. ISSUED BY FOREIGN GOVERNMENT	SHARIA MS. ISSUED BY MULTINATIONAL INSTITUTIONS	SHARIA MUTUAL FUND	SHARIA ASSET BACKED SECURITIES	COOPERATION FINANCING	GOLD	DIRECT PLACEMENT	PROPERTY	OTHER INVESTMENTS	INVESTMENT EXPENSES	TOTAL
<b>PERUSAHAAN ASURANSI LUMUM SYARIAH</b>																	
<b>SHARIA GENERAL INSURANCE COMPANIES</b>																	
1	PT ASURANSI TAKAFUL ULMUM	2.478	-	445	-	-	-	-	791	-	-	-	-	-	315	-	4.028
2	PT JAYA PROTEKSI TAKAFUL	2.739	-	-	-	-	-	-	65	-	-	-	-	-	-	-	2.804
	<b>JUMLAH SUB TOTAL</b>	<b>5.217</b>	<b>-</b>	<b>445</b>	<b>-</b>	<b>-</b>	<b>-</b>	<b>-</b>	<b>855</b>	<b>-</b>	<b>-</b>	<b>-</b>	<b>-</b>	<b>-</b>	<b>315</b>	<b>-</b>	<b>6.832</b>
<b>PERUSAHAAN ASURANSI LUMUM YANG MEMILIKI UNIT SYARIAH</b>																	
<b>GENERAL INSURANCE COMPANIES WHICH OWN SHARIA UNIT</b>																	
1	PT ASURANSI ADIRA DINAMIKA	3.409	-	-	-	-	-	-	-	-	-	-	-	-	-	-	3.409
2	PT ASURANSI ALLIANZ UTAMA INDONESIA	105	-	-	520	-	-	-	-	-	-	-	-	-	-	-	626
3	PT ASURANSI ASTRA BUANA	5.810	-	-	-	-	-	-	-	-	-	-	-	-	-	-	5.810
4	PT ASURANSI BANGUN ASKRIDA	1.463	-	-	-	-	-	-	-	-	-	-	-	-	-	-	1.463
5	PT ASURANSI BINTANG TBK.	-	-	-	-	-	-	-	-	-	-	-	-	-	-	-	-
6	PT ASURANSI BRINGIN SELAJHTERA ARTAMAKMUR	1.342	-	-	-	-	-	-	-	-	-	-	-	-	-	-	1.342
7	PT ASURANSI BUMPUTERA MUDA 1987	598	(87)	279	-	-	-	-	540	-	-	488	-	-	-	-	1.788
8	PT ASURANSI CENTRAL ASIA	1.002	-	-	-	-	-	-	-	-	-	-	-	-	-	-	1.002
9	PT ASURANSI JASA INDONESIA (PERSERO)	3.278	-	591	-	-	-	-	127	-	-	-	-	-	-	-	3.996
10	PT ASURANSI PAROLAMAS	33	-	-	-	-	-	-	-	-	-	-	-	-	-	-	33
11	PT ASURANSI RAMAYANA Tbk	1.221	-	-	-	-	-	-	-	-	-	-	-	-	-	-	1.221
12	PT ASURANSI SINAR MAS	1.498	-	426	155	-	-	-	-	-	-	-	-	-	-	-	2.079
13	PT ASURANSI TOKIO MARINE INDONESIA	298	-	-	192	-	-	-	-	-	-	-	-	-	-	-	490
14	PT ASURANSI TRI PAKARTA	1.583	-	106	-	-	-	-	167	-	-	-	-	-	-	-	1.856
15	PT ASURANSI LUMUM MEGA	662	192	543	221	-	-	-	-	-	-	-	-	-	-	-	1.617
16	PT ASURANSI STACO MANDIRI (dih PT STACO JASA PRATAMA)	363	-	-	-	-	-	-	1.543	-	-	-	-	-	-	-	1.906
17	PT TUGU PRATAMA INDONESIA	1.000	-	-	-	-	-	-	-	-	-	-	-	-	-	-	1.000
18	PT CHARTIS INSURANCE INDONESIA	1.288	-	-	-	-	-	-	-	-	-	-	-	-	-	-	1.288
19	PT ASURANSI JASA RAHARAJA PUTERA	123	-	-	-	-	-	-	-	-	-	-	-	-	-	-	123
20	PT ASURANSI EKSPOR INDONESIA	368	841	237	-	-	-	-	-	-	-	-	-	-	0	5	1.441
	<b>JUMLAH SUB TOTAL</b>	<b>25.445</b>	<b>935</b>	<b>2.183</b>	<b>1.088</b>	<b>-</b>	<b>-</b>	<b>-</b>	<b>2.377</b>	<b>-</b>	<b>-</b>	<b>468</b>	<b>-</b>	<b>-</b>	<b>0</b>	<b>5</b>	<b>32.481</b>
<b>PERUSAHAAN REASURANSI YANG MEMILIKI UNIT SYARIAH</b>																	
<b>REINSURANCE COMPANIES WHICH OWN SHARIA UNIT</b>																	
1	PT MASKAPAL REASURANSI INDONESIA	3.057	-	-	-	-	-	-	-	-	-	-	-	-	-	-	3.057
2	PT REASURANSI INTERNASIONAL INDONESIA	828	-	2.013	911	-	-	-	3.796	-	-	-	-	-	-	-	7.548
3	PT REASURANSI NASIONAL INDONESIA	2.438	-	-	220	-	-	-	22	-	-	-	-	-	(6)	-	2.674
	<b>JUMLAH SUB TOTAL</b>	<b>6.324</b>	<b>-</b>	<b>2.013</b>	<b>1.131</b>	<b>-</b>	<b>-</b>	<b>-</b>	<b>3.818</b>	<b>-</b>	<b>-</b>	<b>-</b>	<b>-</b>	<b>-</b>	<b>(6)</b>	<b>-</b>	<b>13.279</b>
	<b>JUMLAH SELURUHNYA/GRAND TOTAL</b>	<b>36.985</b>	<b>935</b>	<b>4.641</b>	<b>2.219</b>	<b>-</b>	<b>-</b>	<b>-</b>	<b>7.050</b>	<b>-</b>	<b>-</b>	<b>468</b>	<b>-</b>	<b>-</b>	<b>309</b>	<b>5</b>	<b>52.602</b>

Catatan : \*) Tidak menyampaikan Laporan

Usaha Asuransi Umum dan Reasuransi Syariah  
 Sharia General Insurance and Reinsurance Business

TABEL: 4.4A / TABLE: 4.4A

NERACA GABUNGAN USAHA ASURANSI KERUGIAN SYARIAH PER 31 DESEMBER 2012

CONSOLIDATED BALANCE SHEET OF SHARIA NON LIFE INSURANCE AND REINSURANCE BUSINESS AS OF 31 DECEMBER 2012

Dalam jutaan rupiah  
 In million rupiah

No.	URAIAN / DESCRIPTIONS	JUMLAH/TOTAL
(1)	(2)	(4)
<b>Aset/assets</b>		
<b>Investasi/Investments</b>		
1	Deposito/ Time Deposit	1.008.771
2	Saham Syariah/ Sharia Securities	7.054
3	Sukuk Atau Obligasi Syariah/ Sharia Sukuk Or Bond	87.602
4	Surat Berharga Syariah Negara / Sharia Securities Issued By Government	35.937
5	Surat Berharga Syariah Yang Diterbitkan Oleh Bank Indonesia/ Sharia Promissory Notes Issued By Bank Of Indonesia	-
6	Government	-
7	Surat Berharga Syariah Yang Diterbitkan Oleh Lembaga Multinasional/ Sharia Ms. Issued By Multinational Institutions	-
8	Reksa Dana Syariah/ Sharia Mutual Funds	104.197
9	Efek Beragun Aset Syariah/ Asset Backed Securities	-
10	Pembiayaan Melalui Kerjasama Dengan Pihak Lain Syariah/ Cooperation Financing	-
11	Emas Murni/ Gold	2.921
12	Penyertaan Langsung/ Direct Placement	135
13	Bangunan Dengan Hak Strata Atau Tanah Dengan Bangunan Untuk Investasi/ Property For Investment	18.712
14	Investasi Lain/Other Investment	1.090
<b>15</b>	<b>Jumlah Investasi/Total Investment</b>	<b>1.266.419</b>
<b>Bukan Investasi/Non Investment</b>		
16	Kas Dan Bank/ Cash And Bank	60.206
17	Tagihan Investasi/ Investment Receivables	1.010
18	Tagihan Hasil Investasi/ Investment Yields Recievables	2.543
19	Tagihan Ujrah Kepada Peserta/ Ujrah Receivables To Policyholders	168.306
20	Tagihan Alokasi Surplus Dana Tabarru'/ Share Of Surplus Tabbaru' Fund Receivables	21.193
21	Receivables	911
22	Tagihan Qardh/ Qardh Receivables	29.294
23	Bangunan Dengan Hak Strata Atau Tanah Dengan Bangunan Untuk Dipakai Sendiri/ Property For Own Use	29.176
24	Perangkat Keras Komputer/ Computers Hardware	1.874
25	Aset Tetap Lain/ Other Fixed Assets	3.532
26	Aset Lain/ Other Assets	72.686
<b>27</b>	<b>Jumlah Bukan Investasi/Total Non Investments</b>	<b>390.730</b>
<b>28</b>	<b>Jumlah Aset/ Total Aset</b>	<b>1.657.150</b>
<b>Kewajiban/Liabilities</b>		
29	Utang Komisi/ Commision Payable	66.975
30	Utang Ujrah Reasuransi/ Ujrah Reinsurance Payable	8.329
31	Utang Pajak/ Tax Payable	16.389
32	Biaya Yang Masih Harus Dibayar/ Accrued Expenses	8.563
33	Utang Zakat/ Zakat Payable	3.926
34	Utang Lain/ Other Payable	312.360
<b>35</b>	<b>Jumlah Kewajiban/Total Liabilities</b>	<b>416.541</b>
36	Pinjaman Subordinasi/ Subordinations Loan	-
<b>Modal Sendiri/Equity</b>		
37	Modal Disetor / Paid Up Capital	812.485
38	Agio Saham/ Shares Premium	-
39	Cadangan/ Reserves	51.854
40	Kenaikan (Penurunan) Surat Berharga/ Increase (Decrease) Marketable Securities	(73)
41	Selisih Penilaian Aktiva Tetap/ Difference Of Revaluation Of Fixed Assets	1.725
42	Saldo Laba/ Profit	374.750
<b>43</b>	<b>Jumlah Modal Sendiri/Total of Equities</b>	<b>1.240.741</b>
<b>44</b>	<b>Jumlah Kewajiban, Pinjaman Subordinasi Dan Modal Sendiri/Total Of Liabilities. Subordinations Loan And</b>	<b>1.657.282</b>

**Usaha Asuransi Umum dan Reasuransi Syariah**  
*Sharia General Insurance and Reinsurance Business*

TABEL: 4.5A / TABLE: 4.5A

LABA (RUGI) DANA PERUSAHAAN, TAHUN 2012

INCOME STATEMENT OF SHAREHOLDER FUND, YEAR 2012

No.	URAIAN / DESCRIPTIONS	Dalam jutaan rupiah <i>In million rupiah</i>	
		(1)	(2)
			<b>JUMLAH TOTAL (4)</b>
	<b>Ujrah diterima /Ujrah received</b>		
1	Ujrah diterima /Ujrah received		
	a. Ujrah diterima atas pengelolaan risiko/ Ujrah received on risk management	596,925	
	b. Ujrah diterima atas pengelolaan investasi dana tabarru'/Ujrah accepted for the management of	200	
2	Penerimaan Komisi /Commission Received	545	
3	Bagi hasil pengelolaan investasi dana tabarru'/the management fees of investment yielded funds tabarru '	4,948	
4	Alokasi surplus underwriting dana tabarru' /shareholder share of Underwriting surplus tabarru' funds	37,595	
5	Hasil pengelolaan investasi perusahaan/shareholder fund investment yields	54,206	
<b>6</b>	<b>Jumlah pendapatan/ Total revenue (1+2+3+4+5)</b>	<b>694,417</b>	
	<b>BEBAN/ EXPENSES</b>		
7	Komisi dibayar/commissions paid	243,566	
8	Ujrah reasuransi /Ujrah reinsurance	15,920	
9	Beban pemasaran/marketing expenses	16,424	
10	Beban umum & administrasi / General and administrative expense	143,638	
11	Beban operasional lain / Other operating expenses	5,544	
<b>12</b>	<b>Jumlah beban/ Total expenses (7+8+9+10+11)</b>	<b>425,091</b>	
13	Pendapatan Lain/ Other income	30,687	
<b>14</b>	<b>Lab a (rugi) sebelum zakat/ Income (loss) before zakat (6-12+13)</b>	<b>300,014</b>	
<b>15</b>	<b>Zakat</b>	<b>3,814</b>	
<b>16</b>	<b>Lab a (rugi) sebelum pajak/ Income (loss) after zakat (14-15)</b>	<b>296,200</b>	
<b>17</b>	<b>Pajak penghasilan/income tax</b>	<b>22,712</b>	
<b>18</b>	<b>Lab a setelah pajak/Profit after tax (16-17)</b>	<b>273,488</b>	

TABEL: 4.1B / TABLE: 4.1B  
 REKAPITULASI NERACA DANA TABARRU, PER 31 DESEMBER 2012  
 RECAPITULATION OF BALANCE SHEET OF TABARRU FUND, AS OF 31 DECEMBER 2012

NO.	NAMA PERUSAHAAN NAME OF COMPANY	INVESTASI		JUMLAH KEKAYAAN		JUMLAH UTANG		CADANGAN TEKNIS		JUMLAH PINJAMAN		JUMLAH EKUITAS PESERTA												
		TOTAL INVESTED ASSETS	(3)	TOTAL ASSETS	(4)	TOTAL ASSETS	(5)	TOTAL PAYABLE	(6)	RESERVE OF RESERVE FOR CLAIM	(7)		TOTAL LIABILITIES	(8)	TOTAL QARDH LOAN	(9)	TOTAL POLYHOLDERS EQUITY	(10)	TOTAL QARDH LOAN	(11)	TOTAL EQUITY	(12)		
(1)	(2)	(3)	(4)	(5)	(6)	(7)	(8)	(9)	(10)	(11)	(12)													
<b>PERUSAHAAN ASURANSI UMUM SYARIAH</b>																								
<b>SHARIA GENERAL INSURANCE COMPANIES</b>																								
1	PT ASURANSI TAKAFUL ULMUM	60.359	24.652	85.010	8.411	17.283	18.737	24.113	68.544	-	-	16.466												
2	PT JAYA PROTEKSI TAKAFUL	19.805	21.504	41.309	1.260	-	28.986	7.025	37.272	-	-	4.037												
	<b>JUMLAH/SUB TOTAL</b>	<b>80.164</b>	<b>46.155</b>	<b>126.319</b>	<b>9.671</b>	<b>17.283</b>	<b>47.723</b>	<b>31.138</b>	<b>105.815</b>	<b>-</b>	<b>-</b>	<b>20.504</b>												
<b>PERUSAHAAN ASURANSI UMUM YANG MEMILIKI UNIT SYARIAH</b>																								
<b>GENERAL INSURANCE COMPANIES WHICH OWN SHARIA UNIT</b>																								
1	PT ASURANSI ADIRA DINAMIKA	118.900	60.726	179.626	114.876	-	27.776	25.320	167.973	-	-	11.653												
2	PT ASURANSI ALLIANZ UTAMA INDONESIA	-	8.039	8.039	1.804	-	647	3.685	6.137	-	-	1.903												
3	PT ASURANSI ASTRA BUANA	236.850	60.810	297.660	17.385	144.693	110.906	15.329	288.313	-	-	9.349												
4	PT ASURANSI BANGUN ASKRIDA	34.457	26.869	61.326	40.266	-	14.728	-	54.994	-	-	6.332												
5	PT ASURANSI BINTANG TBK.	9.850	17.717	27.567	7.415	-	16.517	517	24.449	-	-	3.118												
6	PT ASURANSI BRINGIN SEJAHTERA ARTAMAKMUR	2.500	1.963	4.463	866	-	1.439	177	2.481	-	-	1.982												
7	PT ASURANSI BUMI PUTERA MUDA 1967	10.855	17.735	28.590	13.080	-	8.610	1.165	22.855	-	-	5.735												
8	PT ASURANSI CENTRAL ASIA	11.860	93.097	104.956	83.529	-	4.902	4.145	92.577	-	-	12.380												
9	PT ASURANSI JASA INDONESIA (PERSERO)	65.252	57.312	122.564	47.923	-	33.401	19.845	101.169	-	-	21.395												
10	PT ASURANSI PAROLAMAS	768	8.339	9.107	5.411	2.087	97	30	7.625	-	-	1.482												
11	PT ASURANSI RAMAYANA Tbk.	24.689	7.798	32.487	10.797	-	14.564	509	25.869	-	-	6.617												
12	PT ASURANSI SINAR MAS	44.101	19.199	63.300	48.228	-	8.667	3.979	60.874	-	-	2.425												
13	PT ASURANSI TOKIO MARINE INDONESIA	-	1.783	1.783	880	-	437	1.764	3.081	-	-	(1.288)												
14	PT ASURANSI TRI PAKARTANA	12.000	38.810	50.810	5.819	-	35.537	6.043	47.399	-	-	3.411												
15	PT ASURANSI UMUM MEGA	36.870	8.549	45.418	11.082	10.054	19.198	2.668	43.002	-	-	2.417												
16	PT ASURANSI STACO MANDIRI (dih PT STACO JASA PRATAMA)	12.467	10.222	22.689	19.688	-	1.498	322	21.508	-	-	1.181												
17	PT TUGU PRATAMA INDONESIA	8.200	35.513	43.713	34.410	4.406	-	56	38.872	-	-	4.841												
18	PT CHARTIS INSURANCE INDONESIA	-	29	29	13	-	3	1	17	-	-	12												
19	PT ASURANSI JASA RAHARJA PUTERA	-	20	20	13	-	2	-	15	-	-	5												
20	PT ASURANSI EKSPOR INDONESIA	-	23	23	4	-	14	-	18	-	-	4												
	<b>JUMLAH/SUB TOTAL</b>	<b>629.618</b>	<b>474.553</b>	<b>1.104.171</b>	<b>463.491</b>	<b>161.239</b>	<b>298.944</b>	<b>85.555</b>	<b>1.009.229</b>	<b>-</b>	<b>-</b>	<b>94.944</b>												
<b>PERUSAHAAN REASURANSI YANG MEMILIKI UNIT SYARIAH</b>																								
<b>REINSURANCE COMPANIES WHICH OWN SHARIAH UNIT</b>																								
1	PT MASKAPAI REASURANSI INDONESIA	32.918	9.105	42.023	9.244	1.825	7.854	2.369	21.291	-	-	20.732												
2	PT REASURANSI INTERNASIONAL INDONESIA	154.342	25.285	179.627	13.163	60.833	-	20.931	94.926	-	-	84.700												
3	PT REASURANSI NASIONAL INDONESIA	77.631	35.934	113.565	11.337	-	53.925	16.567	81.829	21.000	-	10.735												
	<b>JUMLAH/SUB TOTAL</b>	<b>264.891</b>	<b>70.324</b>	<b>338.214</b>	<b>33.744</b>	<b>62.658</b>	<b>61.779</b>	<b>39.866</b>	<b>198.046</b>	<b>21.000</b>	<b>-</b>	<b>116.167</b>												
	<b>JUMLAH SELURUHNYA/GRAND TOTAL</b>	<b>974.673</b>	<b>591.031</b>	<b>1.565.704</b>	<b>506.906</b>	<b>241.180</b>	<b>408.446</b>	<b>156.559</b>	<b>1.313.091</b>	<b>21.000</b>	<b>-</b>	<b>231.614</b>												

Dalam jutaan rupiah  
 In million rupiah

TABEL: 4.1B.1 / TABLE: 4.1B.1  
REKAPITULASI INVESTASI DANA TABARRU, PER 31 DESEMBER 2012  
RECAPITULATION OF INVESTMENT OF TABARRU FUND, AS OF 31 DECEMBER 2012

NO.	NAMA PERUSAHAAN NAME OF COMPANY	DEPOSITO DEPOSIT	SAHAM STOCK	SIKUKI CORPORAT SIKUKI	SURAT BERMARGA NEGARA SIKUKI	SB. SYARIAH BANK INDONESIA SHARIA BI	SB. SYARIAH NEGARA SELAIN RI FOREIGN SIKUKI	SB. SYARIAH LEMBAGA MULTINASIONAL SIKUKI OF INSTITUTIONS	REKSADANA SYARIAH MUTUAL	EBA SYARIAH ASSETS SECURITY	PEMBAYARAN MELALUI KERJASAMA D.G. PIHAK FINANCING	EMAS MURNI GOLD	INVESTASI LAIN OTHER INVESTMENT	Dalam jutaan rupiah In million rupiah	
														(1)	(15)
<b>PERUSAHAAN ASURANSI UMUM SYARIAH</b>															
<b>SHARIA GENERAL INSURANCE COMPANIES</b>															
1	PT ASURANSI TAKAFUL UMMUM	44.035	-	8.000	1.000	-	-	-	7.324	-	-	-	-	60.359	
2	PT JAYA PROTEKSI TAKAFUL	19.805	-	-	-	-	-	-	-	-	-	-	-	19.805	
	<b>JUMLAH/SUB TOTAL</b>	<b>63.840</b>	<b>-</b>	<b>8.000</b>	<b>1.000</b>	<b>-</b>	<b>-</b>	<b>-</b>	<b>7.324</b>	<b>-</b>	<b>-</b>	<b>-</b>	<b>-</b>	<b>80.164</b>	
<b>PERUSAHAAN ASURANSI UMUM YANG MEMILIKI UNIT SYARIAH</b>															
<b>GENERAL INSURANCE COMPANIES WHICH OWN SHARIA UNIT</b>															
1	PT ASURANSI ADRA DINAMIKA	118.900	-	-	-	-	-	-	-	-	-	-	-	118.900	
2	PT ASURANSI ALLIANZ UTAMA INDONESIA	-	-	-	-	-	-	-	-	-	-	-	-	-	
3	PT ASURANSI ASTRA BUANA	236.850	-	-	-	-	-	-	-	-	-	-	-	236.850	
4	PT ASURANSI BANGUN AKSRIDA	34.457	-	-	-	-	-	-	-	-	-	-	-	34.457	
5	PT ASURANSI BINTANG TBK	9.850	-	-	-	-	-	-	-	-	-	-	-	9.850	
6	PT ASURANSI BRINGIN SEJAHTERA ART AMAMAMUR	2.500	-	-	-	-	-	-	-	-	-	-	-	2.500	
7	PT ASURANSI BUMI PUTERA INDO 1987	9.950	-	-	-	-	-	905	-	-	-	-	-	10.855	
8	PT ASURANSI CENTRAL ASIA	11.575	-	-	-	-	-	275	-	-	-	-	9	11.860	
9	PT ASURANSI JASA INDONESIA (PERSERO)	62.233	-	-	3.019	-	-	-	-	-	-	-	-	65.252	
10	PT ASURANSI PAROLAMAS	768	-	-	-	-	-	-	-	-	-	-	-	768	
11	PT ASURANSI RAMAYANA Tbk.	24.689	-	-	-	-	-	-	-	-	-	-	-	24.689	
12	PT ASURANSI SINAR MAS	43.573	-	529	-	-	-	-	-	-	-	-	-	44.101	
13	PT ASURANSI TOKIO MARINE INDONESIA	-	-	-	-	-	-	-	-	-	-	-	-	-	
14	PT ASURANSI TRI PAKARTA	12.000	-	-	-	-	-	-	-	-	-	-	-	12.000	
15	PT ASURANSI UMUM MEGA	22.600	-	10.372	3.888	-	-	-	-	-	-	-	-	36.870	
16	PT ASURANSI STACO MANDIRI (dth PT STACO JASA PRATAMA)	10.400	-	-	-	-	-	2.067	-	-	-	-	-	12.467	
17	PT TUGU PRATAMA INDONESIA	8.200	-	-	-	-	-	-	-	-	-	-	-	8.200	
18	PT CHARTIS INSURANCE INDONESIA	-	-	-	-	-	-	-	-	-	-	-	-	-	
19	PT ASURANSI JASA RAHARJA PUTERA	-	-	-	-	-	-	-	-	-	-	-	-	-	
20	PT ASURANSI EKSPOR INDONESIA	-	-	-	-	-	-	-	-	-	-	-	-	-	
	<b>JUMLAH/SUB TOTAL</b>	<b>608.545</b>	<b>-</b>	<b>10.901</b>	<b>6.917</b>	<b>-</b>	<b>-</b>	<b>-</b>	<b>3.247</b>	<b>-</b>	<b>-</b>	<b>-</b>	<b>9</b>	<b>629.616</b>	
<b>PERUSAHAAN REASURANSI YANG MEMILIKI UNIT SYARIAH</b>															
<b>REINSURANCE COMPANIES WHICH OWN SHARIA UNIT</b>															
1	PT MASKAPAI REASURANSI INDONESIA	32.918	-	-	-	-	-	-	-	-	-	-	-	32.918	
2	PT REASURANSI INTERNASIONAL INDONESIA	85.604	-	18.959	6.953	-	-	-	42.826	-	-	-	-	154.342	
3	PT REASURANSI NASIONAL INDONESIA	70.815	-	3.824	3.824	-	-	-	2.992	-	-	-	-	77.631	
	<b>JUMLAH/SUB TOTAL</b>	<b>189.337</b>	<b>-</b>	<b>18.959</b>	<b>10.777</b>	<b>-</b>	<b>-</b>	<b>-</b>	<b>45.818</b>	<b>-</b>	<b>-</b>	<b>-</b>	<b>-</b>	<b>264.681</b>	
	<b>JUMLAH SELURUHNYA/GRAND TOTAL</b>	<b>861.722</b>	<b>-</b>	<b>37.859</b>	<b>18.693</b>	<b>-</b>	<b>-</b>	<b>-</b>	<b>56.389</b>	<b>-</b>	<b>-</b>	<b>-</b>	<b>9</b>	<b>974.673</b>	

**TABEL: 4.1B.2 / TABLE: 4.1B.2**  
**REKAPITULASI ASET NON INVESTASI DANA TABARRU, PER 31 DESEMBER 2012**  
**RECAPITULATION OF NON- INVESTMENT ASSETS OF TABARRU FUND, AS OF 31 DECEMBER 2012**

NO.	NAMA PERUSAHAAN NAME OF COMPANY	KAS DAN BANK	TAGIHAN KONTRIBUSI CASH & BANK CONTRIBUTION RECEIVABLE	TAGIHAN REASURANSI REINSURANCE RECEIVABLE	TAGIHAN INVESTASI INVESTMENT RECEIVABLE	TAGIHAN HASIL INVESTASI INVEST. YIELD RECEIVABLE	AKTIVA LAIN OTHER ASSETS	Dalam jutaan rupiah In million rupiah	
								(3)	(4)
<b>PERUSAHAAN ASURANSI UMUM SYARIAH</b>									
<b>SHARIA GENERAL INSURANCE COMPANIES</b>									
1	PT ASURANSI TAKAFUL UMUM	1,317	14,938	6,205	-	-	2,192		24,652
2	PT JAYA PROTEKSI TAKAFUL	1,175	17,618	2,542	-	-	169		21,504
	<b>JUMLAH/SUB TOTAL</b>	<b>2,492</b>	<b>32,556</b>	<b>8,747</b>	-	-	<b>2,360</b>		<b>46,155</b>
<b>PERUSAHAAN ASURANSI UMUM YANG MEMILIKI UNIT SYARIAH</b>									
<b>GENERAL INSURANCE COMPANIES WHICH OWN SHARIA UNIT</b>									
1	PT ASURANSI ADIRA DINAMIKA	10,349	50,000	94	-	284	-		60,726
2	PT ASURANSI ALLIANZ UTAMA INDONESIA	2,923	619	3,547	-	-	950		8,039
3	PT ASURANSI ASTRA BUANA	1,058	57,154	2,107	-	491	-		60,810
4	PT ASURANSI BANGUN ASKRIDA	7,426	11,963	4,766	-	46	2,679		26,869
5	PT ASURANSI BINTANG TBK.	2,525	10,063	5,109	-	-	-		17,717
6	PT ASURANSI BRINGIN SEJAHTERA ARTAMAKMUR	6	1,501	454	-	2	-		1,963
7	PT ASURANSI BUMPUTERA MUDA 1967	2,843	8,246	1,535	-	-	5,111		17,735
8	PT ASURANSI CENTRAL ASIA	41,347	43,352	5,359	-	-	3,039		93,097
9	PT ASURANSI JASA INDONESIA (PERSERO)	18,753	30,120	8,439	-	-	-		57,312
10	PT ASURANSI PAROLAMAS	3,379	411	3,727	-	1	821		8,339
11	PT ASURANSI RAMAYANA Tbk.	1,574	5,790	26	-	38	370		7,798
12	PT ASURANSI SINAR MAS	4,518	13,546	407	-	-	727		19,199
13	PT ASURANSI TOKIO MARINE INDONESIA	1,167	282	16	-	-	338		1,783
14	PT ASURANSI TRI PAKARTA	19,191	18,668	747	-	33	171		38,810
15	PT ASURANSI UMUM MEGA	487	7,338	406	-	318	-		8,549
16	PT ASURANSI STACO MANDIRI (dth PT STACO JASA PRATAMA)	4,125	4,532	1,565	-	-	-		10,222
17	PT TUGU PRATAMA INDONESIA	10,031	25,482	-	-	-	-		35,513
18	PT CHARTIS INSURANCE INDONESIA	24	5	-	-	-	-		29
19	PT ASURANSI JASA RAHARJA PUTERA	18	-	-	-	-	2		20
20	PT ASURANSI EKSPOR INDONESIA	23	-	-	-	-	-		23
	<b>JUMLAH/SUB TOTAL</b>	<b>131,767</b>	<b>289,063</b>	<b>38,303</b>	-	<b>1,212</b>	<b>14,207</b>		<b>474,553</b>
<b>PERUSAHAAN REASURANSI YANG MEMILIKI UNIT SYARIAH</b>									
<b>REINSURANCE COMPANIES WHICH OWN SHARIAH UNIT</b>									
1	PT MASKAPAI REASURANSI INDONESIA	560	8,286	169	-	61	28		9,105
2	PT REASURANSI INTERNASIONAL INDONESIA	2,356	18,412	4,139	-	378	0		25,285
3	PT REASURANSI INASIONAL INDONESIA	1,170	33,422	272	-	-	1,070		35,934
	<b>JUMLAH/SUB TOTAL</b>	<b>4,086</b>	<b>60,120</b>	<b>4,580</b>	-	<b>439</b>	<b>1,098</b>		<b>70,324</b>
	<b>JUMLAH SELURUHNYA/GRAND TOTAL</b>	<b>138,345</b>	<b>381,740</b>	<b>51,629</b>	-	<b>1,652</b>	<b>17,666</b>		<b>691,031</b>

TABEL: 4.2B / TABLE: 4.2B  
HASIL INVESTASI DANA TABARRU, PER 31 DESEMBER 2012  
INVESTMENT INCOME OF TABARRU FUND, AS OF 31 DECEMBER

NO.	NAMA PERUSAHAAN	Dalam jutaan rupiah In million rupiah															
		DEPOSITO	SAHAM SYARIAH	SUKUK SYARIAH	SURAT BERHARGA SYARIAH NEGARA	SB. SYARIAH BANK INDONESIA	SB. SYARIAH NEGARA SELAIN RI	SB. SYARIAH LEMBAGA MULTINASIONAL	REKSADANA SYARIAH	EBA SYARIAH	PEMBAYARAN MELALUI KERJASAMA DG. PHAK	EMAS MURNI	INVESTASI LAIN	INVESTASI LAIN	OTHER INVESTMENT EXPENSES	JUMLAH HASIL INVESTASI	TOTAL
(1)	(2)	(3)	(4)	(5)	(6)	(7)	(8)	(9)	(10)	(11)	(12)	(13)	(14)	(15)	(16)	(17)	(18)
<b>PERUSAHAAN ASURANSI LUMUM SYARIAH</b>																	
<b>SHARIA GENERAL INSURANCE COMPANIES</b>																	
1	PT ASURANSI TAKAFUL UJUM	1.600	-	551	-	-	-	-	455	-	-	-	214	-	-	-	2.820
2	PT JAYA PROTEKSI TAKAFUL	472	-	-	-	-	-	-	-	-	-	-	-	-	-	-	472
<b>JUMLAH/SUB TOTAL</b>		<b>2.072</b>	<b>-</b>	<b>551</b>	<b>-</b>	<b>-</b>	<b>-</b>	<b>-</b>	<b>455</b>	<b>-</b>	<b>-</b>	<b>-</b>	<b>214</b>	<b>-</b>	<b>-</b>	<b>-</b>	<b>3.292</b>
<b>PERUSAHAAN ASURANSI LUMUM YANG MEMILIKI UNIT SYARIAH</b>																	
<b>GENERAL INSURANCE COMPANIES WHICH OWN SHARIA UNIT</b>																	
1	PT ASURANSI ADIRA DINAMIKA	2.632	-	-	-	-	-	-	-	-	-	-	-	-	-	-	2.632
2	PT ASURANSI ALLIANZ UTAMA INDONESIA	84	-	-	-	-	-	-	-	-	-	-	-	-	-	-	84
3	PT ASURANSI ASTRA BUANA	7.716	-	-	-	-	-	-	-	-	-	-	-	-	-	-	7.716
4	PT ASURANSI BANGUN ASKRIDA	1.355	-	-	-	-	-	-	-	-	-	-	-	-	-	-	1.355
5	PT ASURANSI BINTANG TBK	245	-	-	-	-	-	-	-	-	-	-	-	-	-	-	245
6	PT ASURANSI BRINGIN SELAJHTERA ARTAMAKMUR	127	-	-	-	-	-	-	-	-	-	-	-	-	-	-	127
7	PT ASURANSI BUMI PUTERA MUDA 1967	310	-	-	-	-	-	-	-	-	-	-	-	-	-	-	310
8	PT ASURANSI CENTRAL ASIA	640	-	-	-	-	-	16	-	-	-	-	-	-	-	-	656
9	PT ASURANSI JASA INDONESIA (PERSERO)	2.591	-	220	-	-	-	-	-	-	-	-	-	-	-	-	2.811
10	PT ASURANSI PAROLAWAS	352	-	-	-	-	-	-	-	-	-	-	-	-	-	-	352
11	PT ASURANSI RAMAYANA Tbk	252	-	-	-	-	-	-	-	-	-	-	-	-	-	-	252
12	PT ASURANSI SINAR MAS	1.428	-	(8)	-	-	-	-	-	-	-	-	-	-	-	-	1.420
13	PT ASURANSI TOKIO MARINE INDONESIA	-	-	-	-	-	-	-	-	-	-	-	-	-	-	-	-
14	PT ASURANSI TRI PAKARTA	245	-	-	-	-	-	-	-	-	-	-	-	-	-	-	245
15	PT ASURANSI UMUM MEGA	966	7	576	306	-	-	-	-	-	-	-	-	-	-	-	1.454
16	PT ASURANSI STAGO MANDIRI (dlh PT STAGO JASA PRATAMA)	202	-	-	-	-	-	-	46	-	-	-	-	-	-	-	248
17	PT TUGU PRATAMA INDONESIA	1.323	-	-	-	-	-	-	-	-	-	-	-	-	-	-	1.323
18	PT CHARTIS INSURANCE INDONESIA	-	-	-	-	-	-	-	-	-	-	-	-	-	-	-	-
19	PT ASURANSI JASA BAHARJA PUTERA	-	-	-	-	-	-	-	-	-	-	-	-	-	-	-	-
20	PT ASURANSI EKSPOR INDONESIA	-	-	-	-	-	-	-	-	-	-	-	-	-	-	-	-
<b>JUMLAH/SUB TOTAL</b>		<b>20.068</b>	<b>7</b>	<b>788</b>	<b>306</b>	<b>-</b>	<b>-</b>	<b>-</b>	<b>62</b>	<b>-</b>	<b>-</b>	<b>-</b>	<b>-</b>	<b>-</b>	<b>-</b>	<b>-</b>	<b>21.230</b>
<b>PERUSAHAAN REASURANSI YANG MEMILIKI UNIT SYARIAH</b>																	
<b>REINSURANCE COMPANIES WHICH OWN SHARIA UNIT</b>																	
1	PT MASKAPAI REASURANSI INDONESIA	1.272	-	-	-	-	-	-	-	-	-	-	-	-	-	-	1.272
2	PT REASURANSI INTERNASIONAL INDONESIA	3.364	-	1.470	421	-	-	-	2.976	-	-	-	-	-	-	-	8.230
3	PT REASURANSI NASIONAL INDONESIA	3.603	-	-	88	-	-	-	319	-	-	-	777	-	-	-	4.767
<b>JUMLAH/SUB TOTAL</b>		<b>8.238</b>	<b>-</b>	<b>1.470</b>	<b>509</b>	<b>-</b>	<b>-</b>	<b>-</b>	<b>3.295</b>	<b>-</b>	<b>-</b>	<b>-</b>	<b>777</b>	<b>-</b>	<b>-</b>	<b>-</b>	<b>14.289</b>
<b>JUMLAH SELURUHNYA/GRAND TOTAL</b>		<b>30.378</b>	<b>7</b>	<b>2.809</b>	<b>815</b>	<b>-</b>	<b>-</b>	<b>-</b>	<b>3.812</b>	<b>-</b>	<b>-</b>	<b>-</b>	<b>991</b>	<b>-</b>	<b>-</b>	<b>-</b>	<b>38.811</b>

TABEL: 4.3B / TABLE: 4.3B  
 NERACA DANA TABARRU, PER 31 DESEMBER 2012  
 BALANCE SHEET OF TABARRU FUND, AS OF 31 DECEMBER 2012

Dalam jutaan rupiah  
 In million rupiah

NO.	URAIAN / DESCRIPTIONS	JUMLAH TOTAL
(1)	(2)	(3)
<b>Investasi</b>		
1	Deposito	861,722
2	Saham syariah	-
3	Sukuk atau obligasi syariah	37,859
4	Surat berharga syariah negara	18,693
5	Surat berharga syariah yang diterbitkan oleh Bank Indonesia	-
6	Surat berharga syariah yang diterbitkan oleh negara selain negara Republik Indonesia	-
7	Surat berharga syariah yang diterbitkan oleh Lembaga Multinasional	-
8	Reksa dana syariah	56,389
9	Efek beragun aset syariah	-
10	Pembiayaan melalui kerjasama dengan pihak lain.	-
11	Emas murni	-
12	Investasi lain	9
13	<b>Jumlah investasi</b>	<b>974,673</b>
<b>Bukan investasi</b>		
14	Kas dan bank	138,345
15	Tagihan kontribusi	381,740
16	Tagihan reasuransi	51,629
17	Tagihan investasi	-
18	Tagihan hasil investasi	1,652
19	Aset lain	17,666
20	<b>Jumlah bukan investasi</b>	<b>591,031</b>
21	<b>Jumlah aset</b>	<b>1,565,704</b>
<b>Kewajiban</b>		
<b>Utang</b>		
22	Utang klaim	41,741
23	Utang kontribusi reasuransi	64,827
24	Utang <i>ujrah</i> kepada perusahaan	140,401
25	Utang alokasi surplus kepada tertanggung	35,847
26	Utang alokasi surplus kepada perusahaan	25,909
27	Utang bagi hasil investasi dana <i>tabarru</i> kepada perusahaan	1,981
28	Utang Pajak	-
29	Utang zakat	136
30	Utang lain	196,065
31	<b>Jumlah utang</b>	<b>506,906</b>
<b>Penyisihan teknis</b>		
32	Penyisihan kontribusi	241,180
33	Penyisihan kontribusi yang belum menjadi pendapatan/hak	408,446
34	Penyisihan klaim	156,559
35	<b>Jumlah penyisihan teknis</b>	<b>806,185</b>
36	<b>Jumlah kewajiban</b>	<b>1,313,091</b>
37	<i>Qardh</i>	21,000
<b>Ekuitas peserta</b>		
38	Akumulasi dana <i>tabarru'</i>	229,610
39	Kenaikan (penurunan) surat berharga	2,004
40	<b>Jumlah ekuitas peserta</b>	<b>231,614</b>
41	<b>Jumlah kewajiban, <i>qardh</i> dan ekuitas peserta</b>	<b>1,565,705</b>



TABEL: 4.4B / TABLE: 4.4B  
 SURPLUS UNDERWRITING DANA TABARRU, TAHUN 2012  
 UNDERWRITING SURPLUS OF TABARRU FUND, YEAR 2012

No. (1)	URAIAN (2)	TOTAL (3)
		Dalam jutaan rupiah In million rupiah
1	Pendapatan underwriting	
2	Kontribusi dialokasikan sebagai iuran tabarru')	1.147.853
3	Kontribusi reasuransi	178.688
4	<b>Kontribusi Neto</b>	<b>969.164</b>
5	Beban Asuransi	
6	A. Klaim bruto	523.702
7	B. Klaim reasuransi diterima	81.502
8	Penyisihan kontribusi yang belum menjadi pendapatan/hak (KYBMP)	-
9	A. KYBMP awal tahun berjalan	176.685
10	B. KYBMP akhir tahun/triwulan berjalan	403.036
11	Kenaikan (penurunan) penyisihan kontribusi	-
12	A. Penyisihan kontribusi awal tahun berjalan	111.951
13	B. Penyisihan kontribusi akhir tahun/triwulan berjalan	249.372
14	Kenaikan (penurunan) penyisihan klaim	-
15	A. Penyisihan klaim awal tahun berjalan	101.789
16	B. Penyisihan klaim akhir tahun/triwulan berjalan	156.571
17	<b>Jumlah beban asuransi</b>	<b>860.754</b>
18	Biaya adjuster	448
19	<b>Surplus (defisit) underwriting</b>	<b>107.962</b>

TABEL: 4.5B / TABLE: 4.5B  
REKAPITULASI PREMI, KLAIM DAN KOMISI TAHUN 2012  
RECAPITULATION OF PREMIUMS, CLAIMS AND COMMISSIONS YEAR 2012

Lini Usaha : Seluruh Cabang  
Line of Business : All Branch

No.	Uraian Description	REASURANSI DAN KOMISI						Dalam Jutaan Rupiah In Million Rupiah	
		Pos Langsung DIRECT BUSINESS	Dalam Negeri DOMESTIC	INWARD ASEAN	Lainnya OTHER	Dalam Negeri DOMESTIC	OUTWARD ASEAN	Lainnya OTHER	TOTAL (3+4+5+6-7+8-9)
(1)	(2)	(3)	(4)	(5)	(6)	(7)	(8)	(9)	(10)
1	Premium Written	720,016	314,763	1,310	-	69,861	43,193	-	923,035
2	Commission	188,463	24,662	103	-	1,059	456	-	211,712
3	Reserves for Unexpired Risk:								
a.	Previous Year	152,091	81,585	340	-	16,419	10,723	-	206,873
b.	Current Year	325,781	138,000	574	-	31,504	19,092	-	413,760
4	Premium Earned (1-2+3a-3b)	357,863	233,686	973	-	53,717	34,368	-	504,436
5	Claims Paid	243,495	165,929	1,905	-	30,773	21,424	-	359,132
6	Loss Adjustment Expenses	-	-	-	-	-	-	-	-
7	Outstanding Claim :								
a.	Previous Year	56,810	40,138	461	-	7,014	5,111	-	85,283
b.	Current Year	76,930	44,000	505	-	9,844	5,954	-	105,638
8	Claims Incurred (5+6-7a+7b)	263,616	169,791	1,950	-	33,603	22,267	-	379,487
9	Surplus Underwriting (4-8)	94,247	63,895	(977)	-	20,113	12,102	-	124,950

TABEL: 4.5B.1 / TABLE: 4.5B.1

**REKAPITULASI PREMI, KLAIM DAN KOMISI TAHUN 2012**  
RECAPITULATION OF PREMIUMS, CLAIMS AND COMMISSIONS YEAR 2012  
Lini Usaha : PERUSAHAAN ASURANSI SWASTA NASIONAL  
Line of Business : PRIVATE NATIONAL INSURANCE COMPANIES

No.	Uraian Description	REASURANSI DAN KOMISI							TOTAL (3+4+5+6-7-8-9)
		(3)	(4)	(5)	(6)	(7)	(8)	(9)	
(1)	(2)	Pos Langsung DIRECT BUSINESS	Dalam Negeri DOMESTIC	INWARD ASEAN ASEAN	Lainnya OTHER	Dalam Negeri DOMESTIC	OUTWARD ASEAN ASEAN	Lainnya OTHER	(10)
1	Premium Written	716,730	111	-	-	69,081	11,266	-	636,494
2	Commission	188,463	12	-	-	970	(11)	-	187,516
3	Reserves for Unexpired Risk:								
a.	Previous Year	440,985	21	-	-	13,186	2,150	-	121,488
b.	Current Year	325,213	50	-	-	31,345	5,112	-	288,806
4	Premium Earned (1-2+3a-3b)	339,857	70	-	-	49,952	8,315	-	281,660
5	Claims Paid	233,489	9	-	-	29,829	4,818	-	198,852
6	Loss Adjustment Expenses								-
7	Outstanding Claim :								
a.	Previous Year	53,039	2	-	-	6,776	1,094	-	45,170
b.	Current Year	75,142	3	-	-	9,600	1,550	-	63,995
8	Claims Incurred (5+6-7a+7b)	255,593	10	-	-	32,653	5,274	-	217,676
9	Surplus Underwriting (4-8)	84,264	60	-	-	17,298	3,041	-	63,984

TABEL: 4.5B.2/ TABLE: 4.5B.2

**REKAPITULASI PREMI, KLAIM DAN KOMISI TAHUN 2012**  
RECAPITULATION OF PREMIUMS, CLAIMS AND COMMISSIONS YEAR 2012

Lini Usaha : PERUSAHAAN ASURANSI PATUNGAN

Line of Business : JOINT VENTURE INSURANCE COMPANIES

Dalam Jutaan Rupiah  
In Million Rupiah

No.	Uraian Description	REASURANSI DAN KOMISI							TOTAL (3+4+5+6+7+8+9)
		(3) Pos Langsung DIRECT BUSINESS	(4) Dalam Negeri DOMESTIC	(5) INWARD ASEAN	(6) Lainnya OTHER	(7) Dalam Negeri DOMESTIC	(8) OUTWARD ASEAN	(9) Lainnya OTHER	
(1)	(2)	(3)	(4)	(5)	(6)	(7)	(8)	(9)	(10)
1	Premium Written	3,286	-	-	-	690	68	-	2,529
2	Commission	-	-	-	-	-	-	-	-
3	Reserves for Unexpired Risk:								
a.	Previous Year	288,894	-	-	-	3,210	314	-	11,764
b.	Current Year	568	-	-	-	119	12	-	437
4	Premium Earned (1-2+3a-3b)	18,006	-	-	-	3,781	370	-	13,855
5	Claims Paid	10,006	-	-	-	71	-	-	9,935
6	Loss Adjustment Expenses	-	-	-	-	-	-	-	-
7	Outstanding Claim :								
a.	Previous Year	3,771	-	-	-	27	-	-	3,744
b.	Current Year	1,788	-	-	-	13	-	-	1,775
8	Claims Incurred (5+6-7a+7b)	8,023	-	-	-	57	-	-	7,966
9	Surplus Underwriting (4-8)	9,983	-	-	-	3,724	370	-	5,889

TABEL: 4.5B.3 / TABLE: 4.5B.3

REKAPITULASI PREMI, KLAIM DAN KOMISI TAHUN 2012  
RECAPITULATION OF PREMIUMS, CLAIMS AND COMMISSIONS YEAR 2012  
Lini Usaha : PERUSAHAAN REASURANSI  
Line of Business : REINSURANCE COMPANIES

No.	Uraian Description	REASURANSI DAN KOMISI										TOTAL (3+4+5+6-7-8-9) (10)
		(1)	(2)	(3)	(4)	(5)	(6)	(7)	(8)	(9)	(10)	
		Pos Langsung DIRECT BUSINESS	Dalam Negeri DOMESTIC	INWARD ASEAN ASEAN	Lainnya OTHER	Dalam Negeri DOMESTIC	OUTWARD ASEAN ASEAN	Lainnya OTHER	Dalam Jutaan Rupiah In Million Rupiah			
1	Premium Written	-	314,652	1,310	-	89	31,860	-	-	-	284,013	
2	Commission	-	24,650	103	-	89	467	-	-	-	24,196	
3	Reserves for Unexpired Risk:											
a.	Previous Year	152,091	81,564	340	-	23	8,259	-	-	-	73,621	
b.	Current Year	-	137,950	574	-	39	13,968	-	-	-	124,517	
4	Premium Earned (1-2+3a-3b)	-	233,616	973	-	(16)	25,684	-	-	-	208,921	
5	Claims Paid	-	165,919	1,905	-	873	16,606	-	-	-	150,346	
6	Loss Adjustment Expenses	-	-	-	-	-	-	-	-	-	-	
7	Outstanding Claim :											
a.	Previous Year	-	40,136	461	-	211	4,017	-	-	-	36,368	
b.	Current Year	-	43,997	505	-	231	4,404	-	-	-	39,867	
8	Claims Incurred (5+6-7a+7b)	-	169,781	1,950	-	893	16,993	-	-	-	153,845	
9	Surplus Underwriting (4-8)	-	63,835	(977)	-	(909)	8,691	-	-	-	55,077	

TABEL: 4.5B.4 / TABLE: 4.5B.4

REKAPITULASI PREMI, KLAIM DAN KOMISI TAHUN 2012  
RECAPITULATION OF PREMIUMS, CLAIMS AND COMMISSIONS YEAR 2012

Linii Usaha : Harta Benda  
Line of Business : Property

No.	Uraian Description	REASURANSI DAN KOMISI										TOTAL (3+4+5+6-7+8-9)
		(1)	(2)	(3)	(4)	(5)	(6)	(7)	(8)	(9)	(10)	
		Pos Langsung DIRECT BUSINESS	Dalam Negeri DOMESTIC	INWARD ASEAN	Lainnya OTHER	Dalam Negeri DOMESTIC	OUTWARD ASEAN	Lainnya OTHER				
1	Premium Written	72,615	20,885	799	-	12,735	13,057	-	-	-	68,507	
2	Commission	28,411	1,755	72	-	(39)	7	-	-	-	30,270	
3	Reserves for Unexpired Risk:											
a.	Previous Year	152,091	5,760	220	-	3,513	3,601	-	-	-	18,895	
b.	Current Year	23,290	6,698	256	-	4,085	4,188	-	-	-	21,972	
4	Premium Earned (1-2+3a-3b)	40,942	18,192	691	-	12,202	12,464	-	-	-	35,160	
5	Claims Paid	16,751	3,543	966	-	7,325	6,396	-	-	-	7,540	
6	Loss Adjustment Expenses										-	
7	Outstanding Claim :											
a.	Previous Year	29,863	6,316	1,722	-	13,058	11,402	-	-	-	13,441	
b.	Current Year	40,454	8,557	2,333	-	17,689	15,446	-	-	-	18,208	
8	Claims Incurred (5+6-7a+7b)	27,342	5,783	1,577	-	11,956	10,440	-	-	-	12,307	
9	Surplus Underwriting (4-8)	13,600	12,409	(886)	-	247	2,024	-	-	-	22,853	

TABEL: 4.5B.5 / TABLE: 4.5B.5

REKAPITULASI PREMI, KLAIM DAN KOMISI TAHUN 2012  
RECAPITULATION OF PREMIUMS, CLAIMS AND COMMISSIONS YEAR 2012

Lini Usaha : Kendaraan Bermotor

Line of Business : Motor Vehicle

No.	Uraian Description	REASURANSI DAN KOMISI						Lainnya OTHER	TOTAL (3+4+5+6-7-8-9)
		(3)	(4)	(5)	(6)	(7)	(8)		
(1)	(2)	Pos Langsung DIRECT BUSINESS	Dalam Negeri DOMESTIC	INWARD ASEAN ASEAN	Lainnya OTHER	Dalam Negeri DOMESTIC	OUTWARD ASEAN ASEAN		
1	Premium Written	493,510	20,300	28	-	24,119	1,948	-	487,770
2	Commission	75,811	1,311	-	-	1,328	(6)	-	75,802
3	Reserves for Unexpired Risk:								
a.	Previous Year	152,091	4,190	6	-	4,979	402	-	100,687
b.	Current Year	248,509	10,222	14	-	12,145	981	-	245,619
4	Premium Earned (1-2+3a-3b)	271,062	12,957	19	-	15,625	1,377	-	267,037
5	Claims Paid	189,310	10,930	282	-	9,943	902	-	189,676
6	Loss Adjustment Expenses								-
7	Outstanding Claim :								
a.	Previous Year	34,800	2,009	52	-	1,828	166	-	34,868
b.	Current Year	49,699	2,869	74	-	2,610	237	-	49,795
8	Claims Incurred (5+6-7a+7b)	204,208	11,790	304	-	10,726	972	-	204,604
9	Surplus Underwriting (4-8)	66,854	1,167	(284)	-	4,899	405	-	62,433

TABEL: 4.5B.6 / TABLE: 4.5B.6  
REKAPITULASI PREMI, KLAIM DAN KOMISI TAHUN 2012  
RECAPITULATION OF PREMIUMS, CLAIMS AND COMMISSIONS YEAR 2012

Linii Usaha : Pengangkutan  
Line of Business : Marine Cargo

No.	Uraian Description	REASURANSIDAN KOMISI										TOTAL (3+4+5+6-7-8-9)
		(3)	(4)	(5)	(6)	(7)	(8)	(9)	(10)			
		Pos Langsung DIRECT BUSINESS	Dalam Negeri DOMESTIC	INWARD ASEAN ASEAN	Lainnya OTHER	Dalam Negeri DOMESTIC	OUTWARD ASEAN ASEAN	Lainnya OTHER				
1	Premium Written	8,987	2,365	106	-	2,010	3,034	-	-	-	6,414	
2	Commission	3,367	187	11	-	(38)	(2)	-	-	-	3,605	
3	Reserves for Unexpired Risk:											
a.	Previous Year	152,091	192	9	-	163	247	-	-	-	522	
b.	Current Year	238	63	3	-	53	80	-	-	-	170	
4	Premium Earned (1-2+3a-3b)	6,113	2,308	100	-	2,158	3,202	-	-	-	3,161	
5	Claims Paid	2,103	4,506	512	-	(44)	2,448	-	-	-	4,717	
6	Loss Adjustment Expenses										-	
7	Outstanding Claim :											
a.	Previous Year	2,135	4,574	519	-	(45)	2,485	-	-	-	4,788	
b.	Current Year	1,643	3,519	400	-	(35)	1,912	-	-	-	3,684	
8	Claims Incurred (5+6-7a+7b)	1,611	3,452	392	-	(34)	1,876	-	-	-	3,614	
9	Surplus Underwriting (4-8)	4,502	(1,144)	(292)	-	2,192	1,327	-	-	-	(453)	



TABEL: 4.5B.7 / TABLE: 4.5B.7  
 REKAPITULASI PREMI, KLAIM DAN KOMISI TAHUN 2012  
 RECAPITULATION OF PREMIUMS, CLAIMS AND COMMISSIONS YEAR 2012

Linii Usaha : Rangka Kapal  
 Line of Business : Marine Hull

No.	Uraian Description	REASURANSI DAN KOMISI						TOTAL (3+4+5+6-7-8-9)	
		(1)	(2)	(3)	(4)	(5)	(6)		(7)
		Pos Langsung DIRECT BUSINESS	Dalam Negeri DOMESTIC	INWARD ASEAN ASEAN	Lainnya OTHER	Dalam Negeri DOMESTIC	OUTWARD ASEAN ASEAN	Lainnya OTHER	
1	Premium Written	8,069	5,731	23	-	5,223	2,712	-	5,888
2	Commission	1,714	473	3	-	67	59	-	2,064
3	Reserves for Unexpired Risk:								
a.	Previous Year	152,091	1,375	6	-	1,253	651	-	1,413
b.	Current Year	1,751	1,244	5	-	1,134	589	-	1,278
4	Premium Earned (1-2+3a-3b)	6,539	5,389	21	-	5,275	2,715	-	3,958
5	Claims Paid	1,989	965	26	-	1,140	118	-	1,722
6	Loss Adjustment Expenses								-
7	Outstanding Claim :								
a.	Previous Year	1,291	626	17	-	740	76	-	1,118
b.	Current Year	2,593	1,257	34	-	1,486	154	-	2,245
8	Claims Incurred (5+6-7a+7b)	3,291	1,596	43	-	1,886	195	-	2,849
9	Surplus Underwriting (4-8)	3,247	3,793	(22)	-	3,390	2,520	-	1,109

TABEL: 4.5B.8 / TABLE: 4.5B.8  
REKAPITULASI PREMI, KLAIM DAN KOMISI TAHUN 2012  
RECAPITULATION OF PREMIUMS, CLAIMS AND COMMISSIONS YEAR 2012

Lini Usaha : Rangka Pesawat  
Line of Business : Aviation

No.	Uraian Description	REASURANSI DAN KOMISI									TOTAL (3+4+5+6+7+8+9)
		(1)	(2)	(3)	(4)	(5)	(6)	(7)	(8)	(9)	
		Pos Langsung DIRECT BUSINESS	Dalam Negeri DOMESTIC	INWARD ASEAN	Lainnya OTHER	Dalam Negeri DOMESTIC	OUTWARD ASEAN	Lainnya OTHER			
1	Premium Written	-	-	-	-	-	-	-	-	-	-
2	Commission	-	-	-	-	-	-	-	-	-	-
3	Reserves for Unexpired Risk:										
a.	Previous Year	152,091	-	-	-	-	-	-	-	-	-
b.	Current Year	-	-	-	-	-	-	-	-	-	-
4	Premium Earned (1-2+3a-3b)	-	-	-	-	-	-	-	-	-	-
5	Claims Paid	-	-	-	-	-	-	-	-	-	-
6	Loss Adjustment Expenses	-	-	-	-	-	-	-	-	-	-
7	Outstanding Claim :										
a.	Previous Year	-	-	-	-	-	-	-	-	-	-
b.	Current Year	-	-	-	-	-	-	-	-	-	-
8	Claims Incurred (5+6-7a+7b)	-	-	-	-	-	-	-	-	-	-
9	Surplus Underwriting (4-8)	-	-	-	-	-	-	-	-	-	-

TABEL: 4.5B.9 / TABLE: 4.5B.9  
REKAPITULASI PREMI, KLAIM DAN KOMISI TAHUN 2012  
RECAPITULATION OF PREMIUMS, CLAIMS AND COMMISSIONS YEAR 2012

Linii Usaha : Satelit

Line of Business : Satellite

No.	Uraian Description	REASURANSI DAN KOMISI					TOTAL		
		Pos Langsung DIRECT BUSINESS	Dalam Negeri DOMESTIC	INWARD ASEAN ASEAN	Lainnya OTHER	Dalam Negeri DOMESTIC	OUTWARD ASEAN ASEAN	Lainnya OTHER	(3+4+5+6-7+8-9)
(1)	(2)	(3)	(4)	(5)	(6)	(7)	(8)	(9)	(10)
1	Premium Written	-	-	-	-	-	-	-	-
2	Commission	-	-	-	-	-	-	-	-
3	Reserves for Unexpired Risk:								
a.	Previous Year	152,091	-	-	-	-	-	-	-
b.	Current Year	-	-	-	-	-	-	-	-
4	Premium Earned (1-2+3a-3b)	-	-	-	-	-	-	-	-
5	Claims Paid	-	-	-	-	-	-	-	-
6	Loss Adjustment Expenses	-	-	-	-	-	-	-	-
7	Outstanding Claim :								
a.	Previous Year	-	-	-	-	-	-	-	-
b.	Current Year	-	-	-	-	-	-	-	-
8	Claims Incurred (5+6-7a+7b)	-	-	-	-	-	-	-	-
9	Surplus Underwriting (4-8)	-	-	-	-	-	-	-	-

Dalam Jutaan Rupiah  
In Million Rupiah

TABEL: 4.5B.10 / TABLE: 4.5B.10

REKAPITULASI PREMI, KLAIM DAN KOMISI TAHUN 2012

RECAPITULATION OF PREMIUMS, CLAIMS AND COMMISSIONS YEAR 2012

Linti Usaha : Energi Darat

Line of Business : Energy On Shore

No.	Uraian Description	REASURANSI DAN KOMISI							TOTAL (3+4+5+6+7-8-9)
		(1)	(2)	(3)	(4)	(5)	(6)	(7)	
		Pos Langsung DIRECT BUSINESS	Dalam Negeri DOMESTIC	INWARD ASEAN ASEAN	Lainnya OTHER	Dalam Negeri DOMESTIC	OUTWARD ASEAN ASEAN	Lainnya OTHER	
1	Premium Written	730	-	-	-	825	-	-	(95)
2	Commission	69	-	-	-	(19)	-	-	88
3	Reserves for Unexpired Risk:								
a.	Previous Year	152,091	-	-	-	(434)	-	-	50
b.	Current Year	361	-	-	-	408	-	-	(47)
4	Premium Earned (1+2+3a-3b)	(84)	-	-	-	2	-	-	(86)
5	Claims Paid	-	-	-	-	-	-	-	-
6	Loss Adjustment Expenses	-	-	-	-	-	-	-	-
7	Outstanding Claim :								
a.	Previous Year	-	-	-	-	-	-	-	-
b.	Current Year	-	-	-	-	-	-	-	-
8	Claims Incurred (5+6-7a+7b)	-	-	-	-	-	-	-	-
9	Surplus Underwriting (4-8)	(84)	-	-	-	2	-	-	(86)

TABEL: 4.5B.11 / TABLE: 4.5B.11  
 REKAPITULASI PREMI, KLAIM DAN KOMISI TAHUN 2012  
 RECAPITULATION OF PREMIUMS, CLAIMS AND COMMISSIONS YEAR 2012

Lini Usaha : Energi Lepas Pantai

Line of Business : Energy Off Shore

Dalam Jutaan Rupiah  
 In Million Rupiah

No.	Uraian Description	REASURANSI DAN KOMISI							TOTAL (3+4+5+6+7+8+9)
		Pos Langsung DIRECT BUSINESS	Dalam Negeri DOMESTIC	INWARD ASEAN	Lainnya OTHER	Dalam Negeri DOMESTIC	OUTWARD ASEAN	Lainnya OTHER	
(1)	(2)	(3)	(4)	(5)	(6)	(7)	(8)	(9)	(10)
1	Premium Written	-	-	-	-	-	-	-	-
2	Commission	-	-	-	-	-	-	-	-
3	Reserves for Unexpired Risk:								
a.	Previous Year	152,091	-	-	-	-	-	-	-
b.	Current Year	-	-	-	-	-	-	-	-
4	Premium Earned (1-2+3a-3b)	-	-	-	-	-	-	-	-
5	Claims Paid	-	-	-	-	-	-	-	-
6	Loss Adjustment Expenses	-	-	-	-	-	-	-	-
7	Outstanding Claim :								
a.	Previous Year	-	-	-	-	-	-	-	-
b.	Current Year	-	-	-	-	-	-	-	-
8	Claims Incurred (5+6-7a+7b)	-	-	-	-	-	-	-	-
9	Surplus Underwriting (4-8)	-	-	-	-	-	-	-	-

TABEL: 4.5B.12 / TABLE: 4.5B.12  
REKAPITULASI PREMI, KLAIM DAN KOMISI TAHUN 2012  
RECAPITULATION OF PREMIUMS, CLAIMS AND COMMISSIONS YEAR 2012

No.	Uraian Description	REASURANSI DAN KOMISI										Dalam Jutaan Rupiah In Million Rupiah
		(1)	(2)	(3)	(4)	(5)	(6)	(7)	(8)	(9)	(10)	
		Pos Langsung DIRECT BUSINESS	Dalam Negeri DOMESTIC	INWARD ASEAN	Lainnya OTHER	Dalam Negeri DOMESTIC	OUTWARD ASEAN	Lainnya OTHER	TOTAL (3+4+5+6-7+8-9)			
1	Premium Written	10,466	6,083	81	-	3,838	3,506	-	9,286			
2	Commission	2,999	360	8	-	(69)	17	-	3,420			
3	Reserves for Unexpired Risk:											
a.	Previous Year	152,091	2,870	38	-	1,810	1,654	-	4,381			
b.	Current Year	1,888	1,097	15	-	692	632	-	1,675			
4	Premium Earned (1-2+3a-3b)	10,516	7,494	97	-	5,025	4,511	-	8,572			
5	Claims Paid	7,763	3,654	57	-	2,844	2,940	-	5,691			
6	Loss Adjustment Expenses											
7	Outstanding Claim :											
a.	Previous Year	8,185	3,852	60	-	2,998	3,099	-	6,000			
b.	Current Year	11,469	5,398	85	-	4,201	4,343	-	8,407			
8	Claims Incurred (5+6-7a+7b)	11,047	5,199	81	-	4,047	4,183	-	8,098			
9	Surplus Underwriting (4-8)	(531)	2,295	15	-	978	327	-	473			

TABEL: 4.5B.13 / TABLE: 4.5B.13  
REKAPITULASI PREMI, KLAIM DAN KOMISI TAHUN 2012  
RECAPITULATION OF PREMIUMS, CLAIMS AND COMMISSIONS YEAR 2012

No.	Uraian Description	REASURANSI DAN KOMISI						TOTAL (3+4+5+6-7-8-9)	
		Pos Langsung DIRECT BUSINESS	Dalam Negeri DOMESTIC	INWARD ASEAN ASEAN	Lainnya OTHER	Dalam Negeri DOMESTIC	OUTWARD ASEAN ASEAN		Lainnya OTHER
(1)	(2)	(3)	(4)	(5)	(6)	(7)	(8)	(9)	(10)
1	Premium Written	2,603	-	-	-	774	89	-	1,741
2	Commission	26,252	12	-	-	78	(2)	-	26,188
3	Reserves for Unexpired Risk:								
a.	Previous Year	152,091	-	-	-	113	13	-	254
b.	Current Year	491	-	-	-	146	17	-	329
4	Premium Earned (1+2+3a-3b)	(23,760)	(12)	-	-	663	87	-	(24,522)
5	Claims Paid	136	-	-	-	1	-	-	135
6	Loss Adjustment Expenses								-
7	Outstanding Claim :								
a.	Previous Year	247	-	-	-	2	-	-	245
b.	Current Year	212	-	-	-	2	-	-	210
8	Claims Incurred (5+6-7a+7b)	100	-	-	-	1	-	-	99
9	Surplus Underwriting (4-8)	(23,860)	(12)	-	-	662	87	-	(24,621)

TABEL 4.5B.14 / TABLE 4.5B.14

REKAPITULASI PREMI, KLAIM DAN KOMISI TAHUN 2012  
RECAPITULATION OF PREMIUMS, CLAIMS AND COMMISSIONS YEAR 2012

Lini Usaha : Kecelakaan Diri dan Kesehatan

Line of Business : Personal Accident & Health and Life Insurance

No.	Uraian Description	REASURANSI DAN KOMISI									TOTAL (3+4+5+6-7-8-9) (10)
		(3) DIRECT BUSINESS	(4) DOMESTIC	(5) ASEAN	(6) OTHER	(7) DOMESTIC	(8) ASEAN	(9) OTHER	(10)		
1	Premium Written	86,670	37,069	-	-	9,272	2,357	-	-	112,111	
2	Commission	36,621	5,168	-	-	199	97	-	-	41,493	
3	Reserves for Unexpired Risk:										
a.	Previous Year	152,091	6,787	-	-	1,697	431	-	-	20,525	
b.	Current Year	27,433	11,733	-	-	2,935	746	-	-	35,486	
4	Premium Earned (1-2+3a-3b)	38,483	26,955	-	-	7,836	1,945	-	-	55,657	
5	Claims Paid	16,493	17,252	-	-	5,672	561	-	-	27,512	
6	Loss Adjustment Expenses									-	
7	Outstanding Claim :										
a.	Previous Year	2,294	2,400	-	-	789	78	-	-	3,827	
b.	Current Year	1,989	2,081	-	-	684	68	-	-	3,318	
8	Claims Incurred (5+6-7a+7b)	16,188	16,933	-	-	5,567	551	-	-	27,004	
9	Surplus Underwriting (4-8)	22,295	10,022	-	-	2,268	1,395	-	-	28,654	

Dalam Jutaan Rupiah  
In Million Rupiah



TABEL 4.5B.15 / TABLE 4.5B.15  
REKAPITULASI PREMI, KLAIM DAN KOMISI TAHUN 2012  
2 RECAPITULATION OF PREMIUMS, CLAIMS AND COMMISSIONS YEAR 2011

Lini Usaha : Kredit  
Line of Business : Credit

No.	Uraian Description	REASURANSI DAN KOMISI										TOTAL (3+4+5+6+7+8-9)
		(3) DIRECT BUSINESS	(4) DOMESTIC	(5) ASEAN	(6) OTHER	(7) DOMESTIC	(8) ASEAN	(9) OTHER	(10)			
1	Premium Written	-	4,536	-	-	-	883	-	-	-	3,653	
2	Commission	-	-	-	-	-	-	-	-	-	-	
3	Reserves for Unexpired Risk:											
a.	Previous Year	152,091	1,566	-	-	-	305	-	-	-	1,261	
b.	Current Year	-	1,852	-	-	-	361	-	-	-	1,491	
4	Premium Earned (1-2+3a-3b)	-	4,251	-	-	-	828	-	-	-	3,423	
5	Claims Paid	-	750	-	-	-	101	-	-	-	649	
6	Loss Adjustment Expenses										-	
7	Outstanding Claim :											
a.	Previous Year	-	4,085	-	-	-	550	-	-	-	3,535	
b.	Current Year	-	965	-	-	-	130	-	-	-	835	
8	Claims Incurred (5+6-7a+7b)	-	(2,370)	-	-	-	(319)	-	-	-	(2,051)	
9	Surplus Underwriting (4-8)	-	6,620	-	-	-	1,147	-	-	-	5,474	

TABEL 4.5B.16 / TABLE 4.5B.16  
 REKAPITULASI PREMI, KLAIM DAN KOMISI TAHUN 2012  
 RECAPITULATION OF PREMIUMS, CLAIMS AND COMMISSIONS YEAR 2012

Lini Usaha : Suretyship  
 Line of Business : Suretyship

No.	Uraian Description	REASURANSI DAN KOMISI										TOTAL (3+4+5+6+7+8-9)
		(1)	(2)	(3)	(4)	(5)	(6)	(7)	(8)	(9)	(10)	
		Pos Langsung DIRECT BUSINESS	Dalam Negeri DOMESTIC	INWARD ASEAN	Lainnya OTHER	Dalam Negeri DOMESTIC	OUTWARD ASEAN	Lainnya OTHER				
1	Premium Written	-	-	-	-	-	-	-	-	-	-	
2	Commission	-	-	-	-	-	-	-	-	-	-	
3	Reserves for Unexpired Risk:											
a.	Previous Year	152,091	-	-	-	-	-	-	-	-	-	
b.	Current Year	-	-	-	-	-	-	-	-	-	-	
4	Premium Earned (1-2+3a-3b)	-	-	-	-	-	-	-	-	-	-	
5	Claims Paid	-	-	-	-	-	-	-	-	-	-	
6	Loss Adjustment Expenses	-	-	-	-	-	-	-	-	-	-	
7	Outstanding Claim :											
a.	Previous Year	-	-	-	-	-	-	-	-	-	-	
b.	Current Year	-	-	-	-	-	-	-	-	-	-	
8	Claims Incurred (5+6-7a+7b)	-	-	-	-	-	-	-	-	-	-	
9	Surplus Underwriting (4-8)	-	-	-	-	-	-	-	-	-	-	

Dalam Jutaan Rupiah  
 In Million Rupiah

TABEL: 4.5B.17 / TABLE: 4.5B.17  
REKAPITULASI PREMI, KLAIM DAN KOMISI TAHUN 2012  
RECAPITULATION OF PREMIUMS, CLAIMS AND COMMISSIONS YEAR 2012

Line of Business : Aneka  
Line of Business : Others

No.	Uraian Description	REASURANSI DAN KOMISI										TOTAL (3+4+5+6-7-8-9) (10)
		(3)	(4)	(5)	(6)	(7)	(8)	(9)	(10)			
(1)	(2)	Pos Langsung DIRECT BUSINESS	Dalam Negeri DOMESTIC	INWARD ASEAN ASEAN	Lainnya OTHER	Dalam Negeri DOMESTIC	OUTWARD ASEAN ASEAN	Lainnya OTHER	Dalam Jutaan Rupiah In Million Rupiah			
1	Premium Written	36,173	217,688	274	-	10,972	15,592	-	-	227,571		
2	Commission	13,218	15,395	9	-	(451)	289	-	-	28,784		
3	Reserves for Unexpired Risk:											
a.	Previous Year	152,091	56,328	71	-	2,839	4,035	-	-	58,885		
b.	Current Year	16,805	101,134	127	-	5,098	7,244	-	-	105,725		
4	Premium Earned (1-2+3a-3b)	15,510	157,487	209	-	9,165	12,094	-	-	151,947		
5	Claims Paid	8,949	124,328	63	-	3,893	7,959	-	-	121,489		
6	Loss Adjustment Expenses									-		
7	Outstanding Claim :											
a.	Previous Year	1,286	17,869	9	-	560	1,144	-	-	17,461		
b.	Current Year	1,395	19,377	10	-	607	1,240	-	-	18,935		
8	Claims Incurred (5+6-7a+7b)	9,058	125,836	64	-	3,940	8,055	-	-	122,963		
9	Surplus Underwriting (4-8)	6,452	31,650	145	-	5,225	4,039	-	-	28,984		

PREMI USHAHA ASURANSI UMUM DAN REASURANSI SYARIAH TAHUN 2012  
 PREMIUM OF SHARIA GENERAL INSURANCE AND REINSURANCE BUSINESS IN 2012

Unit Usaha : Seluruh Cabang  
 Line of Business : All Branch

Dalam Jutaan Rupiah  
 in Million Rupiah

NO	NAMA PERUSAHAAN NAME OF COMPANY	POS LANGSUNG DIRECT BUSINESS	SURANSI DAN KOMISI / REINSURANCE AND COMMISSION						CADANGAN PREMI / PREMIUM RESERVE			PENDAPATAN PREMI INCOME		
			KOMISI COMMISSION	INWARD		OUTWARD		PREMI NETO NET	TAHUN LALU PAST YEAR	TAHUN BERJALAN CURRENT YEAR				
(3)	(4)	(5)		(6)	(7)	(8)	(9)				(10)	(11)	(12)	(13)
SWASTA NASIONAL / PRIVATE :														
1	PT Asuransi Adira Dinamika	0.0	0.0	0.0	0.0	0.0	0.0	0.0	0.0	0.0	0.0	0.0	0.0	0.0
2	PT Asuransi Astra Buana	184,809.0	0.0	0.0	0.0	0.0	0.0	12,313.3	0.0	0.0	1,674.2	174,170.0	50,151.9	110,905.8
3	PT Asuransi Bangun Askrida	60,447.8	54,487.2	31.5	0.0	0.0	9.7	8,050.7	896.5	0.0	289.7	(2,675.1)	5,846.7	14,728.4
4	PT Asuransi Bhiang Tbk	68,137.4	14,895.1	0.0	0.0	0.0	0.0	2,148.7	1,310.7	0.0	0.0	50,929.9	6,986.0	16,517.5
5	PT Asuransi Brigi Sejahtera Alamakmur	7,130.7	990.6	3.0	0.0	0.0	0.0	3,453.3	0.0	0.0	308.4	2,599.1	671.9	501.8
6	PT Asuransi Umum Bumpulera Muda 1967	0.0	0.0	0.0	0.0	0.0	0.0	0.0	0.0	0.0	0.0	0.0	0.0	0.0
7	PT Asuransi Central Asia	32,253.4	3,813.1	0.0	0.0	0.0	0.0	5,750.9	631.1	0.0	(675.1)	21,383.1	2,038.8	4,901.9
8	PT Asuransi Etiopri Indonesia (Persero)	192.4	1.3	1.4	0.0	0.0	0.0	92.9	0.0	0.0	3.9	103.6	0.0	61.7
9	PT Asuransi Jasa Indonesia (Persero)	0.0	0.0	0.0	0.0	0.0	0.0	0.0	0.0	0.0	0.0	0.0	0.0	0.0
10	PT Asuransi Jasa Rahajaja Pulera	28.2	11.3	0.0	0.0	0.0	0.0	0.0	0.0	0.0	0.0	16.9	0.0	16.9
11	PT Jaya Proteksi Takatul	54,353.2	4,940.5	0.0	0.0	0.0	0.0	1,809.5	2,041.6	0.0	0.0	45,561.5	8,290.4	24,866.6
12	PT Asuransi Umum Mega	53,047.7	17,506.2	0.0	0.0	0.0	0.0	765.0	0.0	0.0	0.0	34,776.5	5,991.0	31,415.0
13	PT Asuransi Parolamas	0.0	0.0	0.0	0.0	0.0	0.0	0.0	0.0	0.0	0.0	0.0	0.0	0.0
14	PT Asuransi Rameyana Tbk	0.0	2.2	0.0	0.0	0.0	0.0	0.0	0.0	0.0	0.0	(2.2)	0.0	(2.2)
15	PT Asuransi Sinar Mas	18,566.6	0.0	13.9	0.0	0.0	0.0	2,286.5	39.4	0.0	0.0	16,254.6	5,503.3	8,667.4
16	PT Asuransi Sico Mandiri	0.0	0.0	0.0	0.0	0.0	0.0	0.0	0.0	0.0	0.0	0.0	0.0	0.0
17	PT Asuransi Takatul Umum	146,672.6	72,244.6	76.9	0.0	0.0	0.0	16,654.5	5,367.3	0.0	0.0	52,483.1	31,988.0	36,020.0
18	PT Asuransi Tri Pakarta	90,091.0	19,571.0	(16.0)	0.0	0.0	2.0	15,756.0	975.0	0.0	(643.0)	53,124.0	4,020.0	36,101.0
19	PT Tugu Pratama Indonesia	0.0	0.0	0.0	0.0	0.0	0.0	0.0	0.0	0.0	0.0	0.0	0.0	0.0
<b>JUMLAH / SUB TOTAL</b>		<b>716,729.9</b>	<b>188,463.2</b>	<b>110.6</b>	<b>0.0</b>	<b>0.0</b>	<b>11.7</b>	<b>69,081.2</b>	<b>11,265.6</b>	<b>0.0</b>	<b>959.1</b>	<b>448,978.0</b>	<b>121,488.0</b>	<b>288,805.8</b>
PATUNGAN / JOINT VENTURE :														
1	PT Asuransi Allianz Utama Indonesia	0.0	0.0	0.0	0.0	0.0	0.0	0.0	0.0	0.0	0.0	0.0	0.0	0.0
2	PT AIG Insurance Indonesia (dih PT Charis Insurance Indonesia)	0.0	0.0	0.0	0.0	0.0	0.0	0.0	0.0	0.0	0.0	0.0	0.0	0.0
3	PT Asuransi Tokio Marine Indonesia	3,286.3	0.0	0.0	0.0	0.0	0.0	690.1	67.5	0.0	2,528.7	11,763.8	437.3	13,855.2
<b>JUMLAH / SUB TOTAL</b>		<b>3,286.3</b>	<b>0.0</b>	<b>0.0</b>	<b>0.0</b>	<b>0.0</b>	<b>0.0</b>	<b>690.1</b>	<b>67.5</b>	<b>0.0</b>	<b>2,528.7</b>	<b>11,763.8</b>	<b>437.3</b>	<b>13,855.2</b>
REASURANSI / REINSURANCE :														
1	PT Reasuransi International Indonesia	0.0	0.0	163,888.6	559.8	0.0	46.6	0.0	15,654.8	0.0	287.1	149,024.1	43,393.1	60,862.7
2	PT Maskapai Reasuransi Indonesia	0.0	0.0	36,930.8	740.5	0.0	6,038.1	89.5	3,272.4	0.0	289.6	28,560.9	8,368.3	9,720.5
3	PT Reasuransi Nasional Indonesia	0.0	0.0	113,933.0	0.0	0.0	18,688.0	0.0	12,933.0	0.0	82,232.0	21,860.0	53,925.0	50,166.0
<b>JUMLAH / SUB TOTAL</b>		<b>0.0</b>	<b>0.0</b>	<b>314,652.4</b>	<b>1,310.3</b>	<b>0.0</b>	<b>24,752.7</b>	<b>89.5</b>	<b>31,860.2</b>	<b>0.0</b>	<b>556.7</b>	<b>259,816.9</b>	<b>73,621.4</b>	<b>124,517.3</b>
<b>JUMLAH SELURUHNYA GRAND TOTAL</b>		<b>720,016.1</b>	<b>188,463.2</b>	<b>314,765.0</b>	<b>1,310.3</b>	<b>0.0</b>	<b>24,764.3</b>	<b>69,807.7</b>	<b>43,193.4</b>	<b>0.0</b>	<b>1,515.8</b>	<b>711,323.6</b>	<b>206,873.3</b>	<b>504,436.5</b>

Usaha Asuransi Umum dan Reasuransi Syariah  
 Sharia General Insurance & Reinsurance Business

TABEL : 4.6B / TABLE : 4.6B

PREMI USAHA ASURANSI UMUM DAN REASURANSI SYARIAH TAHUN 2012  
 PREMIUM OF SHARIA GENERAL INSURANCE AND REINSURANCE BUSINESS IN 2012

Ini Usaha : Harta Benda  
 Line of Business : Property

Dalam Jutaan Rupiah  
 In Million Rupiah

NO	NAMA PERUSAHAAN NAME OF COMPANY	POS LANGSUNG DIRECT BUSINESS	SURANSI DAN KOMISI / REINSURANCE AND COMMISSION						CADANGAN PREMI / PREMIUM RESERVE			PENDAPATAN PREMI INCOME PREMIUM			
			KOMISI COMMISSION		INWARD		OUTWARD		PREMI NETTO NET		TAHUN BERJALAN CURRENT YEAR				
(1)	(2)	(3)	(4)	(5)	(6)	(7)	(8)	(9)	(10)	(11)	(12)	(13)	(14)	(15)	(16)
				DALAM NEGERI DOMESTIC	ASEAN	ASEAN LAINNYA OTHERS	KOMISI COMMISSION	DALAM NEGERI DOMESTIC	ASEAN	ASEAN LAINNYA OTHERS	KOMISI COMMISSION	PREMIUM	PAST YEAR	TAHUN BERJALAN CURRENT YEAR	
SWASTA NASIONAL / PRIVATE :															
1	PT Asuransi Adira Dinamika	0.0	0.0	0.0	0.0	0.0	0.0	0.0	0.0	0.0	0.0	0.0	0.0	0.0	0.0
2	PT Asuransi Astra Buana	1,010.0	0.0	0.0	0.0	0.0	0.0	25.3	0.0	0.0	7.0	991.6	474.4	682.4	803.7
3	PT Asuransi Bangun Askrida	4,763.4	1,900.2	14.0	0.0	0.0	4.1	6,267	313.7	0.0	20.3	1,953.1	489.1	769.1	1,673.1
4	PT Asuransi Bnitiang Tbk	228.9	90.6	0.0	0.0	0.0	0.0	11.8	7.9	0.0	0.0	118.7	38.2	67.3	89.6
5	PT Asuransi Brngni Sejahltera Alimakmur	2,183.7	429.9	0.4	0.0	0.0	0.0	931.0	0.0	0.0	92.2	915.4	471.5	271.7	1,152.2
6	PT Asuransi Umum Bumpultera Muda 1987	0.0	0.0	0.0	0.0	0.0	0.0	0.0	0.0	0.0	0.0	0.0	0.0	0.0	0.0
7	PT Asuransi Central Asia	4,230.1	855.2	0.0	0.0	0.0	0.0	1,447.3	0.0	0.0	(168.7)	1,758.9	256.4	372.4	1,642.9
8	PT Asuransi Etopor Indonesia (Pesero)	0.0	0.0	0.0	0.0	0.0	0.0	0.0	0.0	0.0	0.0	0.0	0.0	0.0	0.0
9	PT Asuransi Jasa Indonesia (Pesero)	0.0	0.0	0.0	0.0	0.0	0.0	0.0	0.0	0.0	0.0	0.0	0.0	0.0	0.0
10	PT Asuransi Jasa Rahajaya Pulera	7.3	2.9	0.0	0.0	0.0	0.0	0.0	0.0	0.0	0.0	4.4	0.0	0.0	4.4
11	PT Laya Proteksi Takatul	1,826.4	376.9	0.0	0.0	0.0	0.0	531.4	716.3	0.0	0.0	201.7	66.8	225.1	43.5
12	PT Asuransi Umum Mega	377.9	129.3	0.0	0.0	0.0	0.0	86.4	0.0	0.0	0.0	162.2	256.3	111.5	307.0
13	PT Asuransi Patolamas	0.0	0.0	0.0	0.0	0.0	0.0	0.0	0.0	0.0	0.0	0.0	0.0	0.0	0.0
14	PT Asuransi Ramayana Tbk	0.0	0.0	0.0	0.0	0.0	0.0	0.0	0.0	0.0	0.0	0.0	0.0	0.0	0.0
15	PT Asuransi Sinar Mas	2,138.6	0.0	2.8	0.0	0.0	0.0	551.9	12.9	0.0	0.0	1,576.6	513.8	828.9	1,261.4
16	PT Asuransi Staco Mandiri	0.0	0.0	0.0	0.0	0.0	0.0	0.0	0.0	0.0	0.0	0.0	0.0	0.0	0.0
17	PT Asuransi Takatul Umum	46,027.5	23,150.2	9.3	0.0	0.0	0.0	5,810.4	2,271.0	0.0	0.0	14,805.2	10,733.9	12,420.6	13,118.5
18	PT Asuransi Tri Pakarta	9,606.0	1,476.0	(7.0)	0.0	0.0	0.0	2,880.0	289.0	0.0	(19.0)	5,135.0	1,280.0	2,688.0	3,727.0
19	PT Tugu Pratama Indonesia	0.0	0.0	0.0	0.0	0.0	0.0	0.0	0.0	0.0	0.0	0.0	0.0	0.0	0.0
<b>JUMLAH / SUB TOTAL</b>			<b>72,999.8</b>	<b>28,411.2</b>	<b>19.5</b>	<b>0.0</b>	<b>4.1</b>	<b>12,702.3</b>	<b>3,610.8</b>	<b>0.0</b>	<b>(68.1)</b>	<b>27,622.8</b>	<b>14,580.4</b>	<b>18,417.0</b>	<b>23,766.3</b>
PATUNGAN / JOINT VENTURE :															
1	PT Asuransi Allianz Utama Indonesia	0.0	0.0	0.0	0.0	0.0	0.0	0.0	0.0	0.0	0.0	0.0	0.0	0.0	0.0
2	PT AIG Insurance Indonesia (dih PT Charitas Insurance Indonesia)	0.0	0.0	0.0	0.0	0.0	0.0	0.0	0.0	0.0	0.0	0.0	0.0	0.0	0.0
3	PT Asuransi Tokio Marine Indonesia	216.2	0.0	0.0	0.0	0.0	0.0	32.9	2.7	0.0	0.0	179.6	415.8	42.9	552.6
<b>JUMLAH / SUB TOTAL</b>			<b>216.2</b>	<b>0.0</b>	<b>0.0</b>	<b>0.0</b>	<b>0.0</b>	<b>32.9</b>	<b>2.7</b>	<b>0.0</b>	<b>0.0</b>	<b>179.6</b>	<b>415.8</b>	<b>42.9</b>	<b>552.6</b>
REASURANSI / REINSURANCE :															
1	PT Reasuransi Internasional Indonesia	0.0	0.0	8,036.0	564.7	0.0	46.6	0.0	1,726.3	0.0	0.1	6,827.9	2,885.6	2,745.1	6,965.4
2	PT Maskapai Reasuransi Indonesia	0.0	0.0	1,808.6	233.9	0.0	207.2	0.0	1,207.2	0.0	35.8	464.1	228.3	168.0	524.3
3	PT Reasuransi Nasional Indonesia	0.0	0.0	11,221.0	0.0	0.0	1,589.0	0.0	6,510.0	0.0	0.0	3,142.0	785.0	598.0	3,280.0
<b>JUMLAH / SUB TOTAL</b>			<b>0.0</b>	<b>0.0</b>	<b>20,065.7</b>	<b>798.6</b>	<b>0.0</b>	<b>1,822.7</b>	<b>0.0</b>	<b>9,443.5</b>	<b>0.0</b>	<b>10,433.9</b>	<b>3,898.9</b>	<b>3,512.1</b>	<b>10,820.7</b>
<b>JUMLAH SELURUHNYA GRAND TOTAL</b>			<b>72,614.9</b>	<b>28,411.2</b>	<b>20,885.2</b>	<b>798.6</b>	<b>1,826.8</b>	<b>12,735.1</b>	<b>13,057.0</b>	<b>0.0</b>	<b>(32.2)</b>	<b>38,236.4</b>	<b>18,895.1</b>	<b>21,971.9</b>	<b>35,195.5</b>

NO	NAMA PERUSAHAAN NAME OF COMPANY	POS LANGSUNG DIRECT BUSINESS	SURANSI DAN KOMISI / REINSURANCE AND COMMISSION						CADANGAN PREMI PREMIUM RESERVE			PENDAPATAN PREMI INCOME			
			(4)	(5)	(6)	(7)	(8)	(9)	(10)	(11)	(12)		(13)	(14)	(15)
(1)	(2)	(3)	KOMISI COMMISSION	DALAM NEGERI DOMESTIC	ASEAN ASEAN	LAINNYA OTHERS	KOMISI COMMISSION	DALAM NEGERI DOMESTIC	ASEAN ASEAN	LAINNYA OTHERS	KOMISI COMMISSION	NETO NET	TAHUN LALU PAST YEAR	TAHUN BERJALAN CURRENT YEAR	PREMI INCOME
1	PT Asuransi Adira Dinamika	0.0	0.0	0.0	0.0	0.0	0.0	0.0	0.0	0.0	0.0	0.0	0.0	0.0	0.0
2	PT Asuransi Astra Buana	176,974.0	0.0	0.0	0.0	0.0	0.0	11,265.3	0.0	0.0	1,667.3	167,215.9	48,504.3	108,246.2	107,635.0
3	PT Asuransi Bangun Askrda	2,286.1	898.6	1.3	0.0	0.0	0.0	567.9	183.2	0.0	9.2	626.9	165.3	246.6	545.7
4	PT Asuransi Binang Tbk	47,896.7	7,219.1	0.0	0.0	0.0	0.0	0.0	0.0	0.0	0.0	40,677.6	5,447.8	11,488.4	34,636.0
5	PT Asuransi Brinigi Sejahtera Atmakahur	2,460.6	291.3	0.0	0.0	0.0	0.0	1,116.6	0.0	0.0	116.6	1,169.2	108.7	373.2	965.7
6	PT Asuransi Umum Bumpulera Muda 1987	0.0	0.0	0.0	0.0	0.0	0.0	0.0	0.0	0.0	0.0	0.0	0.0	0.0	0.0
7	PT Asuransi Central Asia	18,893.2	1,031.1	0.0	0.0	0.0	0.0	866.6	0.0	0.0	(112.2)	16,860.3	1,256.7	4,170.3	13,965.6
8	PT Asuransi Ekepos Indonesia (Persero)	0.0	0.0	0.0	0.0	0.0	0.0	0.0	0.0	0.0	0.0	0.0	0.0	0.0	0.0
9	PT Asuransi Jasa Rehatjaya Pulera	0.0	0.0	0.0	0.0	0.0	0.0	0.0	0.0	0.0	0.0	0.0	0.0	0.0	0.0
10	PT Asuransi Jasa Rehatjaya Pulera	20.6	8.2	0.0	0.0	0.0	0.0	0.0	0.0	0.0	0.0	12.3	0.0	0.0	12.3
11	PT Jaya Proteksi Takatul	47,798.8	3,770.6	0.0	0.0	0.0	0.0	194.0	158.7	0.0	0.0	43,675.5	5,663.4	28,607.1	20,731.8
12	PT Asuransi Umum Mega	48,251.4	15,369.6	0.0	0.0	0.0	0.0	549.9	0.0	0.0	0.0	32,332.0	1,851.1	28,352.3	5,838.8
13	PT Asuransi Parolamas	0.0	0.0	0.0	0.0	0.0	0.0	0.0	0.0	0.0	0.0	0.0	0.0	0.0	0.0
14	PT Asuransi Ramayana Tbk	0.0	0.0	0.0	0.0	0.0	0.0	0.0	0.0	0.0	0.0	0.0	0.0	0.0	0.0
15	PT Asuransi Sinar Mas	13,929.6	0.0	1.8	0.0	0.0	0.0	0.0	0.0	0.0	0.0	13,931.5	4,703.7	7,351.2	11,284.0
16	PT Asuransi Steco Mandiri	0.0	0.0	0.0	0.0	0.0	0.0	0.0	0.0	0.0	0.0	0.0	0.0	0.0	0.0
17	PT Asuransi Takatul Umum	63,047.0	30,995.1	6.5	0.0	0.0	0.0	3,237.1	302.0	0.0	0.0	28,519.3	15,241.5	17,070.4	26,690.5
18	PT Asuransi Tri Pakarta	69,366.0	16,227.0	(17.0)	0.0	0.0	1.0	5,710.0	383.0	0.0	(61.0)	46,657.0	2,047.0	32,600.0	16,104.0
19	PT Tugu Pratama Indonesia	0.0	0.0	0.0	0.0	0.0	0.0	0.0	0.0	0.0	0.0	0.0	0.0	0.0	0.0
	<b>JUMLAH / SUB TOTAL</b>	<b>490,894.0</b>	<b>75,810.6</b>	<b>(7.4)</b>	<b>0.0</b>	<b>0.0</b>	<b>1.0</b>	<b>23,510.5</b>	<b>1,026.9</b>	<b>0.0</b>	<b>1,319.8</b>	<b>391,857.4</b>	<b>84,989.5</b>	<b>238,506.6</b>	<b>238,341.3</b>
<b>PATUNGAN / JOINT VENTURE :</b>															
1	PT Asuransi Allianz Ujanra Indonesia	0.0	0.0	0.0	0.0	0.0	0.0	0.0	0.0	0.0	0.0	0.0	0.0	0.0	0.0
2	PT AIG Insurance Indonesia (Gh PT Charis Insurance Indonesia)	0.0	0.0	0.0	0.0	0.0	0.0	0.0	0.0	0.0	0.0	0.0	0.0	0.0	0.0
3	PT Asuransi Tokio Marine Indonesia	2,616.3	0.0	0.0	0.0	0.0	0.0	698.7	59.4	0.0	0.0	1,948.2	11,162.7	350.0	12,760.9
	<b>JUMLAH / SUB TOTAL</b>	<b>2,616.3</b>	<b>0.0</b>	<b>0.0</b>	<b>0.0</b>	<b>0.0</b>	<b>0.0</b>	<b>698.7</b>	<b>59.4</b>	<b>0.0</b>	<b>0.0</b>	<b>1,948.2</b>	<b>11,162.7</b>	<b>350.0</b>	<b>12,760.9</b>
<b>REASURANSI / REINSURANCE :</b>															
1	PT Reasuransi Internasional Indonesia	0.0	0.0	9,885.6	0.0	0.0	0.0	0.0	861.5	0.0	0.0	8,824.1	2,464.0	3,577.7	7,710.4
2	PT Maskapai Reasuransi Indonesia	0.0	0.0	2,616.3	27.7	0.0	305.0	0.0	0.0	0.0	0.0	2,339.0	421.1	1,067.8	1,692.3
3	PT Reasuransi Nasional Indonesia	0.0	0.0	8,005.0	0.0	0.0	1,005.0	0.0	0.0	0.0	0.0	7,000.0	1,650.0	2,116.0	6,532.0
	<b>JUMLAH / SUB TOTAL</b>	<b>0.0</b>	<b>0.0</b>	<b>20,506.9</b>	<b>27.7</b>	<b>0.0</b>	<b>1,310.0</b>	<b>0.0</b>	<b>861.5</b>	<b>0.0</b>	<b>0.0</b>	<b>18,163.1</b>	<b>4,535.0</b>	<b>6,763.4</b>	<b>15,934.6</b>
	<b>JUMLAH SELURUHNYA GRAND TOTAL</b>	<b>493,510.3</b>	<b>75,810.6</b>	<b>20,299.5</b>	<b>27.7</b>	<b>0.0</b>	<b>1,311.0</b>	<b>24,119.2</b>	<b>1,947.8</b>	<b>0.0</b>	<b>1,319.8</b>	<b>411,968.7</b>	<b>100,687.2</b>	<b>245,619.0</b>	<b>267,036.9</b>

NO	NAMA PERUSAHAAN NAME OF COMPANY	POS LANGSUNG DIRECT BUSINESS	SURANSI DAN KOMISI / REINSURANCE AND COMMISSION						OUTWARD			CADANGAN PREMI PREMIUM RESERVE		PENDAPATAN PREMI INCOME	
			KOMISI COMMISSION	DALAM NEGERI DOMESTIC	ASEAN ASEAN	LAINNYA OTHERS	DALAM NEGERI DOMESTIC	ASEAN ASEAN	LAINNYA OTHERS	TAHUN LALU PAST YEAR	TAHUN BERJALAN CURRENT YEAR				
(1)	(2)	(3)	(4)	(5)	(6)	(7)	(8)	(9)	(10)	(11)	(12)	(13)	(14)	(15)	(16)
SWASTA NASIONAL / PRIVATE :															
1	PT Asuransi Adira Dinamika	0.0	0.0	0.0	0.0	0.0	0.0	0.0	0.0	0.0	0.0	0.0	0.0	0.0	0.0
2	PT Asuransi Astra Buana	122.0	0.0	0.0	0.0	0.0	0.0	0.0	0.0	0.0	0.0	122.0	70.5	81.3	111.1
3	PT Asuransi Bangun Askrida	94.3	37.7	1.7	0.0	0.0	0.0	22.8	2.6	0.0	0.1	33.1	0.5	3.5	30.1
4	PT Asuransi Bintang Tbk.	5.0	2.0	0.0	0.0	0.0	0.0	0.0	0.0	0.0	0.0	3.0	0.0	0.0	3.0
5	PT Asuransi Brigi Segihera Atamakur	1.1	0.0	0.5	0.0	0.0	0.0	0.0	0.0	0.0	0.0	1.6	0.0	0.0	95.4
6	PT Asuransi Unum Bumiputera Muda 1967	0.0	0.0	0.0	0.0	0.0	0.0	0.0	0.0	0.0	0.0	0.0	0.0	0.0	0.0
7	PT Asuransi Centrai Asia	1,251.6	312.8	0.0	0.0	0.0	0.0	108.5	574.4	0.0	0.0	247.0	4.7	0.0	251.9
8	PT Asuransi Elepor Indonesia (Persero)	0.0	0.0	0.0	0.0	0.0	0.0	0.0	0.0	0.0	0.0	0.0	0.0	0.0	0.0
9	PT Asuransi Jasa Indonesia (Persero)	0.0	0.0	0.0	0.0	0.0	0.0	0.0	0.0	0.0	0.0	0.0	0.0	0.0	0.0
10	PT Asuransi Jasa Rahajaya Putera	192.6	36.4	0.0	0.0	0.0	0.0	100.6	82.6	0.0	0.0	0.0	0.0	0.0	0.0
11	PT Laya Proteksi Takaful	203.1	76.2	0.0	0.0	0.0	0.0	0.0	0.0	0.0	0.0	0.0	0.0	0.0	0.0
12	PT Asuransi Unum Mega	0.0	0.0	0.0	0.0	0.0	0.0	0.0	0.0	0.0	0.0	0.0	0.0	0.0	0.0
13	PT Asuransi Parobomas	0.0	0.0	0.0	0.0	0.0	0.0	0.0	0.0	0.0	0.0	0.0	0.0	0.0	0.0
14	PT Asuransi Ramayana Tbk.	0.0	0.0	0.0	0.0	0.0	0.0	0.0	0.0	0.0	0.0	0.0	0.0	0.0	0.0
15	PT Asuransi Sinar Mas	14.0	0.0	0.3	0.0	0.0	0.0	1.4	0.0	0.0	0.0	12.9	0.2	0.2	13.0
16	PT Asuransi Sico Mandiri	0.0	0.0	0.0	0.0	0.0	0.0	0.0	0.0	0.0	0.0	0.0	0.0	0.0	0.0
17	PT Asuransi Takaful Unum	6,201.3	2,810.2	5.7	0.0	0.0	0.0	1,476.7	612.0	0.0	0.0	1,308.0	168.1	38.9	1,438.2
18	PT Asuransi Tri Pakarta	489.0	92.0	(1.0)	0.0	0.0	0.0	257.0	(13.0)	0.0	0.0	115.0	22.0	8.0	129.0
19	PT Tugu Pratama Indonesia	0.0	0.0	0.0	0.0	0.0	0.0	0.0	0.0	0.0	0.0	0.0	0.0	0.0	0.0
<b>JUMLAH / SUB TOTAL</b>			<b>8,573.9</b>	<b>3,367.2</b>	<b>7.1</b>	<b>0.0</b>	<b>0.0</b>	<b>1,966.9</b>	<b>1,256.6</b>	<b>0.0</b>	<b>(45.9)</b>	<b>1,942.4</b>	<b>282.1</b>	<b>40.3</b>	<b>2,184.1</b>
PATUNGAN / JOINT VENTURE :															
1	PT Asuransi Allianz Utama Indonesia	0.0	0.0	0.0	0.0	0.0	0.0	0.0	0.0	0.0	0.0	0.0	0.0	0.0	0.0
2	PT AIG Insurance Indonesia (dih PT Chartis Insurance Indonesia)	0.0	0.0	0.0	0.0	0.0	0.0	0.0	0.0	0.0	0.0	0.0	0.0	0.0	0.0
3	PT Asuransi Tokio Marine Indonesia	413.4	0.0	0.0	0.0	0.0	0.0	43.0	4.8	0.0	0.0	365.6	130.2	36.6	459.2
<b>JUMLAH / SUB TOTAL</b>			<b>413.4</b>	<b>0.0</b>	<b>0.0</b>	<b>0.0</b>	<b>0.0</b>	<b>43.0</b>	<b>4.8</b>	<b>0.0</b>	<b>0.0</b>	<b>365.6</b>	<b>130.2</b>	<b>36.6</b>	<b>459.2</b>
REASURANSI / REINSURANCE :															
1	PT Reasuransi International Indonesia	0.0	0.0	889.9	0.0	0.0	0.0	0.0	162.3	0.0	0.0	726.7	61.6	72.7	716.6
2	PT Maskapai Reasuransi Indonesia	0.0	0.0	128.1	105.5	0.0	25.0	0.0	152.1	0.0	5.9	62.3	29.7	20.2	71.8
3	PT Reasuransi Nasional Indonesia	0.0	0.0	1,341.0	0.0	0.0	173.0	0.0	1,465.0	0.0	0.0	(288.0)	18.0	0.0	-270.0
<b>JUMLAH / SUB TOTAL</b>			<b>0.0</b>	<b>0.0</b>	<b>2,358.0</b>	<b>105.5</b>	<b>0.0</b>	<b>198.0</b>	<b>1,770.4</b>	<b>0.0</b>	<b>5.9</b>	<b>501.0</b>	<b>109.3</b>	<b>92.9</b>	<b>517.4</b>
<b>JUMLAH SELURUHNYA GRAND TOTAL</b>			<b>8,997.3</b>	<b>3,367.2</b>	<b>2,365.1</b>	<b>105.5</b>	<b>198.0</b>	<b>2,009.9</b>	<b>3,033.7</b>	<b>0.0</b>	<b>(40.0)</b>	<b>2,891.1</b>	<b>521.6</b>	<b>169.9</b>	<b>3,160.7</b>

Usaha Asuransi Umum dan Reasuransi Syariah  
 Sharia General Insurance & Reinsurance Business  
 TABEL : 4.6B / TABLE : 4.6B  
 PREMI USAHA ASURANSI UMUM DAN REASURANSI SYARIAH TAHUN 2012  
 PREMIUM OF SHARIA GENERAL INSURANCE AND REINSURANCE BUSINESS IN 2012

Unit Usaha : Rangka Kapal  
 Line of Business : Marine Hull

Dalam Jutaan Rupiah  
 In Million Rupiah

NO	NAMA PERUSAHAAN NAME OF COMPANY	POS LANGSUNG DIRECT BUSINESS	SUBANSI DAN KOMISI / REINSURANCE AND COMMISSION						PREMI NETO			SADANGAN PREMI			PENDAPATAN PREMI INCOME	
			KOMISI COMMISSION		INWARD		OUTWARD		PREMI NETO	TAHUN LALU	TAHUN BERJALAN	PREMIUM RESERVE	TAHUN BERJALAN	PREMIUM RESERVE		
(1)	(2)	(3)	(4)	(5)	(6)	(7)	(8)	(9)							(10)	(11)
				DALAM NEGERI	ASEAN	ASEAN LAINNYA	DALAM NEGERI	ASEAN	ASEAN LAINNYA	ASEAN	ASEAN LAINNYA	OTHERS	OTHERS	OTHERS	OTHERS	
1	PT Asuransi Adira Dinamika	0.0	0.0	0.0	0.0	0.0	0.0	0.0	0.0	0.0	0.0	0.0	0.0	0.0	0.0	
2	PT Asuransi Astra Buana	0.0	0.0	0.0	0.0	0.0	0.0	0.0	0.0	0.0	0.0	0.0	0.7	0.0	0.7	
3	PT Asuransi Bangun Askrida	199.3	79.7	0.4	0.0	0.0	0.4	3.6	0.0	0.0	3.6	119.6	15.6	(4.3)	139.5	
4	PT Asuransi Bintang Tbk.	0.0	0.0	0.0	0.0	0.0	0.0	0.0	0.0	0.0	0.0	0.0	0.0	0.0	0.0	
5	PT Asuransi Brigi Sejahtera Atamakmur	951.7	61.8	0.0	0.0	0.0	0.0	918.4	0.0	0.0	119.9	91.4	0.0	0.0	91.4	
6	PT Asuransi Umum Bumiultra Muda 1987	0.0	0.0	0.0	0.0	0.0	0.0	0.0	0.0	0.0	0.0	0.0	0.0	0.0	0.0	
7	PT Asuransi Central Asia	954.6	70.4	0.0	0.0	0.0	0.0	456.5	56.8	0.0	(40.1)	330.8	(13.4)	(16.4)	333.8	
8	PT Asuransi Elepor Indonesia (Persero)	0.0	0.0	0.0	0.0	0.0	0.0	0.0	0.0	0.0	0.0	0.0	0.0	0.0	0.0	
9	PT Asuransi Jasa Indonesia (Persero)	0.0	0.0	0.0	0.0	0.0	0.0	0.0	0.0	0.0	0.0	0.0	0.0	0.0	0.0	
10	PT Asuransi Jasa Rahajaya Pulera	0.0	0.0	0.0	0.0	0.0	0.0	0.0	0.0	0.0	0.0	0.0	0.0	0.0	0.0	
11	PT Laya Proteksi Takatul	0.0	0.0	0.0	0.0	0.0	0.0	0.0	0.0	0.0	0.0	0.0	0.0	0.0	0.0	
12	PT Asuransi Umum Mega	0.0	0.0	0.0	0.0	0.0	0.0	0.0	0.0	0.0	0.0	0.0	0.0	0.0	0.0	
13	PT Asuransi Parolamas	0.0	0.0	0.0	0.0	0.0	0.0	0.0	0.0	0.0	0.0	0.0	0.0	0.0	0.0	
14	PT Asuransi Remayana Tbk.	0.0	0.0	0.0	0.0	0.0	0.0	0.0	0.0	0.0	0.0	0.0	0.0	0.0	0.0	
15	PT Asuransi Sinar Mas	621.0	0.0	7.9	0.0	0.0	0.0	574.0	26.5	0.0	0.0	28.5	0.7	16.3	12.9	
16	PT Asuransi Sico Mandiri	0.0	0.0	0.0	0.0	0.0	0.0	0.0	0.0	0.0	0.0	0.0	0.0	0.0	0.0	
17	PT Asuransi Takatul Umum	2.493.9	1.184.2	0.6	0.0	0.0	0.0	706.0	286.0	0.0	0.0	318.3	370.1	373.2	315.2	
18	PT Asuransi Tri Pakarta	2.846.0	318.0	0.0	0.0	0.0	0.0	2.862.0	232.0	0.0	28.0	(266.0)	116.0	(281.0)	161.0	
19	PT Tugu Pratama Indonesia	0.0	0.0	0.0	0.0	0.0	0.0	0.0	0.0	0.0	0.0	0.0	0.0	0.0	0.0	
	<b>JUMLAH / SUB TOTAL</b>	<b>8.068.5</b>	<b>1.714.1</b>	<b>8.9</b>	<b>0.0</b>	<b>0.0</b>	<b>0.4</b>	<b>5.220.5</b>	<b>601.3</b>	<b>0.0</b>	<b>111.4</b>	<b>662.5</b>	<b>489.7</b>	<b>87.8</b>	<b>1.054.4</b>	
<b>PATUNGAN / JOINT VENTURE :</b>																
1	PT Asuransi Allianz Utama Indonesia	0.0	0.0	0.0	0.0	0.0	0.0	0.0	0.0	0.0	0.0	0.0	0.0	0.0	0.0	
2	PT AIG Insurance Indonesia (dih PT Chartis Insurance Indonesia)	0.0	0.0	0.0	0.0	0.0	0.0	0.0	0.0	0.0	0.0	0.0	0.0	0.0	0.0	
3	PT Asuransi Tokio Marine Indonesia	0.0	0.0	0.0	0.0	0.0	0.0	2.5	0.3	0.0	0.0	(2.8)	22.8	0.0	20.0	
	<b>JUMLAH / SUB TOTAL</b>	<b>0.0</b>	<b>0.0</b>	<b>0.0</b>	<b>0.0</b>	<b>0.0</b>	<b>0.0</b>	<b>2.5</b>	<b>0.3</b>	<b>0.0</b>	<b>0.0</b>	<b>(2.8)</b>	<b>22.8</b>	<b>0.0</b>	<b>20.0</b>	
<b>REASURANSI / REINSURANCE :</b>																
1	PT Reasuransi International Indonesia	0.0	0.0	1.726.0	0.0	0.0	0.0	0.0	334.7	0.0	0.0	1.391.3	592.9	704.5	1.278.7	
2	PT Mestekap Reasuransi Indonesia	0.0	0.0	1.091.2	23.0	0.0	126.4	0.0	548.7	0.0	14.6	463.8	33.2	168.8	317.2	
3	PT Reasuransi Nasional Indonesia	0.0	0.0	2.905.0	0.0	0.0	349.0	0.0	1.227.0	0.0	0.0	1.329.0	274.0	316.0	1.287.0	
	<b>JUMLAH / SUB TOTAL</b>	<b>0.0</b>	<b>0.0</b>	<b>5.722.2</b>	<b>23.0</b>	<b>0.0</b>	<b>475.4</b>	<b>0.0</b>	<b>2.110.4</b>	<b>0.0</b>	<b>14.6</b>	<b>3.174.2</b>	<b>900.1</b>	<b>1.190.3</b>	<b>2.883.9</b>	
	<b>JUMLAH SELURUHNYA</b>	<b>8.068.5</b>	<b>1.714.1</b>	<b>5.731.1</b>	<b>23.0</b>	<b>0.0</b>	<b>475.8</b>	<b>5.220.5</b>	<b>2.711.9</b>	<b>0.0</b>	<b>126.0</b>	<b>3.823.9</b>	<b>1.412.5</b>	<b>1.278.1</b>	<b>3.956.3</b>	
<b>GRAND TOTAL</b>																



Usha Asuransi Umum dan Reasuransi Syariah  
 Sharia General Insurance & Reinsurance Business  
 TABEL : 4.6B / TABLE : 4.6B  
 PREMIJUSHAH ASURANSI UMUM DAN REASURANSI SYARIAH TAHUN 2012  
 PREMIUM OF SHARIA GENERAL INSURANCE AND REINSURANCE BUSINESS IN 2012

Lim Usaha : Ranaka Pesawat  
 Line of Business : Aviation

Dalam Jutaan Rupiah  
 In Million Rupiah

NO	NAMA PERUSAHAAN NAME OF COMPANY	POS LANGSUNG DIRECT BUSINESS	SURANSI DAN KOMISI / REINSURANCE AND COMMISSION						CADANGAN PREMI PREMIUM RESERVE			PENDAPATAN PREMIUM INCOME			
			KOMISI COMMISSION		DALAM NEGERI DOMESTIC		ABROAD OTHERS		TAHUN BERJALAN CURRENT YEAR		TAHUN LALU PAST YEAR				
(1)	(2)	(3)	(4)	(5)	(6)	(7)	(8)	(9)	(10)	(11)		(12)	(13)	(14)	(15)
SWASTA NASIONAL / PRIVATE :															
1	PT Asuransi Adira Dinamika	0.0	0.0	0.0	0.0	0.0	0.0	0.0	0.0	0.0	0.0	0.0	0.0	0.0	0.0
2	PT Asuransi Astra Buana	0.0	0.0	0.0	0.0	0.0	0.0	0.0	0.0	0.0	0.0	0.0	0.0	0.0	0.0
3	PT Asuransi Bangun Askrida	0.0	0.0	0.0	0.0	0.0	0.0	0.0	0.0	0.0	0.0	0.0	0.0	0.0	0.0
4	PT Asuransi Binang Tbk	0.0	0.0	0.0	0.0	0.0	0.0	0.0	0.0	0.0	0.0	0.0	0.0	0.0	0.0
5	PT Asuransi Brighn Sejahtera Atamakmur	0.0	0.0	0.0	0.0	0.0	0.0	0.0	0.0	0.0	0.0	0.0	0.0	0.0	0.0
6	PT Asuransi Umum Bumpulera Muda 1987	0.0	0.0	0.0	0.0	0.0	0.0	0.0	0.0	0.0	0.0	0.0	0.0	0.0	0.0
7	PT Asuransi Central Asia	0.0	0.0	0.0	0.0	0.0	0.0	0.0	0.0	0.0	0.0	0.0	0.0	0.0	0.0
8	PT Asuransi Ekspor Indonesia (Persero)	0.0	0.0	0.0	0.0	0.0	0.0	0.0	0.0	0.0	0.0	0.0	0.0	0.0	0.0
9	PT Asuransi Jasa Indonesia (Persero)	0.0	0.0	0.0	0.0	0.0	0.0	0.0	0.0	0.0	0.0	0.0	0.0	0.0	0.0
10	PT Asuransi Jasa Rahajaya Putera	0.0	0.0	0.0	0.0	0.0	0.0	0.0	0.0	0.0	0.0	0.0	0.0	0.0	0.0
11	PT Jaya Proteksi Takatful	0.0	0.0	0.0	0.0	0.0	0.0	0.0	0.0	0.0	0.0	0.0	0.0	0.0	0.0
12	PT Asuransi Umum Mega	0.0	0.0	0.0	0.0	0.0	0.0	0.0	0.0	0.0	0.0	0.0	0.0	0.0	0.0
13	PT Asuransi Parolamas	0.0	0.0	0.0	0.0	0.0	0.0	0.0	0.0	0.0	0.0	0.0	0.0	0.0	0.0
14	PT Asuransi Rameyana Tbk	0.0	0.0	0.0	0.0	0.0	0.0	0.0	0.0	0.0	0.0	0.0	0.0	0.0	0.0
15	PT Asuransi Sinar Mas	0.0	0.0	0.0	0.0	0.0	0.0	0.0	0.0	0.0	0.0	0.0	0.0	0.0	0.0
16	PT Asuransi Staco Mandiri	0.0	0.0	0.0	0.0	0.0	0.0	0.0	0.0	0.0	0.0	0.0	0.0	0.0	0.0
17	PT Asuransi Takatful Umum	0.0	0.0	0.0	0.0	0.0	0.0	0.0	0.0	0.0	0.0	0.0	0.0	0.0	0.0
18	PT Asuransi Tri Pakarta	0.0	0.0	0.0	0.0	0.0	0.0	0.0	0.0	0.0	0.0	0.0	0.0	0.0	0.0
19	PT Tugu Pratama Indonesia	0.0	0.0	0.0	0.0	0.0	0.0	0.0	0.0	0.0	0.0	0.0	0.0	0.0	0.0
<b>JUMLAH / SUB TOTAL</b>			0.0	0.0	0.0	0.0	0.0	0.0	0.0	0.0	0.0	0.0	0.0	0.0	0.0
PATUNGAN / JOINT VENTURE :															
REASURANSI / REINSURANCE :															
1	PT Reasuransi International Indonesia	0.0	0.0	0.0	0.0	0.0	0.0	0.0	0.0	0.0	0.0	0.0	0.0	0.0	0.0
2	PT Maskapai Reasuransi Indonesia	0.0	0.0	0.0	0.0	0.0	0.0	0.0	0.0	0.0	0.0	0.0	0.0	0.0	0.0
3	PT Reasuransi Nasional Indonesia	0.0	0.0	0.0	0.0	0.0	0.0	0.0	0.0	0.0	0.0	0.0	0.0	0.0	0.0
<b>JUMLAH / SUB TOTAL</b>			0.0	0.0	0.0	0.0	0.0	0.0	0.0	0.0	0.0	0.0	0.0	0.0	0.0
<b>JUMLAH SELURUHNYA GRAND TOTAL</b>			0.0	0.0	0.0	0.0	0.0	0.0	0.0	0.0	0.0	0.0	0.0	0.0	0.0

Usaha Asuransi Umum dan Reasuransi Syariah  
 Sharia General Insurance & Reinsurance Business  
 TABEL : 4.6B / TABLE : 4.6B  
 PREMI USAHA ASURANSI UMUM DAN REASURANSI SYARIAH TAHUN 2012  
 PREMIUM OF SHARIA GENERAL INSURANCE AND REINSURANCE BUSINESS IN 2012

Unit Usaha : Satelit  
 Line of Business : Satellite

Dalam Jutaan Rupiah  
 In Million Rupiah

NO	NAMA PERUSAHAAN NAME OF COMPANY	POS LANGSUNG DIRECT BUSINESS	SUBANSI DAN KOMISI / REINSURANCE AND COMMISSION				INWARD				OUTWARD				PREMI NETO		SADANGAN PREMI		PENDAPATAN PREMI INCOME
			(3)	(4)	(5)	(6)	(7)	(8)	(9)	(10)	(11)	(12)	(13)	(14)	(15)	(16)			
			KOMISI COMMISSION	DALAM NEGERI DOMESTIC	ABROAD ASEAN OTHERS	KOMISI COMMISSION	DALAM NEGERI DOMESTIC	ABROAD ASEAN OTHERS	KOMISI COMMISSION	DALAM NEGERI DOMESTIC	ABROAD ASEAN OTHERS	KOMISI COMMISSION	DALAM NEGERI DOMESTIC	ABROAD ASEAN OTHERS	TAHUN LALU PAST YEAR	TAHUN BERJALAN CURRENT YEAR	PREMIUM RESERVE	TAHUN BERJALAN CURRENT YEAR	PREMIUM INCOME
SWASTA NASIONAL / PRIVATE :																			
1	PT Asuransi Adira Dinamika	0.0	0.0	0.0	0.0	0.0	0.0	0.0	0.0	0.0	0.0	0.0	0.0	0.0	0.0	0.0	0.0	0.0	0.0
2	PT Asuransi Astra Buana	0.0	0.0	0.0	0.0	0.0	0.0	0.0	0.0	0.0	0.0	0.0	0.0	0.0	0.0	0.0	0.0	0.0	0.0
3	PT Asuransi Bangun Askrida	0.0	0.0	0.0	0.0	0.0	0.0	0.0	0.0	0.0	0.0	0.0	0.0	0.0	0.0	0.0	0.0	0.0	0.0
4	PT Asuransi Bhang Tbk.	0.0	0.0	0.0	0.0	0.0	0.0	0.0	0.0	0.0	0.0	0.0	0.0	0.0	0.0	0.0	0.0	0.0	0.0
5	PT Asuransi Birang Sejahtera Atamakmur	0.0	0.0	0.0	0.0	0.0	0.0	0.0	0.0	0.0	0.0	0.0	0.0	0.0	0.0	0.0	0.0	0.0	0.0
6	PT Asuransi Umum Bumihutera Muda 1987	0.0	0.0	0.0	0.0	0.0	0.0	0.0	0.0	0.0	0.0	0.0	0.0	0.0	0.0	0.0	0.0	0.0	0.0
7	PT Asuransi Central Asia	0.0	0.0	0.0	0.0	0.0	0.0	0.0	0.0	0.0	0.0	0.0	0.0	0.0	0.0	0.0	0.0	0.0	0.0
8	PT Asuransi Elepor Indonesia (Perato)	0.0	0.0	0.0	0.0	0.0	0.0	0.0	0.0	0.0	0.0	0.0	0.0	0.0	0.0	0.0	0.0	0.0	0.0
9	PT Asuransi Jasa Indonesia (Persero)	0.0	0.0	0.0	0.0	0.0	0.0	0.0	0.0	0.0	0.0	0.0	0.0	0.0	0.0	0.0	0.0	0.0	0.0
10	PT Asuransi Jasa Rahajaya Pulera	0.0	0.0	0.0	0.0	0.0	0.0	0.0	0.0	0.0	0.0	0.0	0.0	0.0	0.0	0.0	0.0	0.0	0.0
11	PT Laya Proteksi Takatul	0.0	0.0	0.0	0.0	0.0	0.0	0.0	0.0	0.0	0.0	0.0	0.0	0.0	0.0	0.0	0.0	0.0	0.0
12	PT Asuransi Umum Mega	0.0	0.0	0.0	0.0	0.0	0.0	0.0	0.0	0.0	0.0	0.0	0.0	0.0	0.0	0.0	0.0	0.0	0.0
13	PT Asuransi Papolamas	0.0	0.0	0.0	0.0	0.0	0.0	0.0	0.0	0.0	0.0	0.0	0.0	0.0	0.0	0.0	0.0	0.0	0.0
14	PT Asuransi Ramayana Tbk.	0.0	0.0	0.0	0.0	0.0	0.0	0.0	0.0	0.0	0.0	0.0	0.0	0.0	0.0	0.0	0.0	0.0	0.0
15	PT Asuransi Sinar Mas	0.0	0.0	0.0	0.0	0.0	0.0	0.0	0.0	0.0	0.0	0.0	0.0	0.0	0.0	0.0	0.0	0.0	0.0
16	PT Asuransi Sico Mandiri	0.0	0.0	0.0	0.0	0.0	0.0	0.0	0.0	0.0	0.0	0.0	0.0	0.0	0.0	0.0	0.0	0.0	0.0
17	PT Asuransi Takatul Umum	0.0	0.0	0.0	0.0	0.0	0.0	0.0	0.0	0.0	0.0	0.0	0.0	0.0	0.0	0.0	0.0	0.0	0.0
18	PT Asuransi Tri Palarta	0.0	0.0	0.0	0.0	0.0	0.0	0.0	0.0	0.0	0.0	0.0	0.0	0.0	0.0	0.0	0.0	0.0	0.0
19	PT Tugu Pratama Indonesia	0.0	0.0	0.0	0.0	0.0	0.0	0.0	0.0	0.0	0.0	0.0	0.0	0.0	0.0	0.0	0.0	0.0	0.0
JUMLAH / SUB TOTAL		0.0	0.0	0.0	0.0	0.0	0.0	0.0	0.0	0.0	0.0	0.0	0.0	0.0	0.0	0.0	0.0	0.0	0.0
PATUNGAN / JOINT VENTURE :																			
1	PT Asuransi Allianz Utama Indonesia	0.0	0.0	0.0	0.0	0.0	0.0	0.0	0.0	0.0	0.0	0.0	0.0	0.0	0.0	0.0	0.0	0.0	0.0
2	PT AIG Insurance Indonesia (dih PT Chartis Insurance Indonesia)	0.0	0.0	0.0	0.0	0.0	0.0	0.0	0.0	0.0	0.0	0.0	0.0	0.0	0.0	0.0	0.0	0.0	0.0
3	PT Asuransi Tokio Marine Indonesia	0.0	0.0	0.0	0.0	0.0	0.0	0.0	0.0	0.0	0.0	0.0	0.0	0.0	0.0	0.0	0.0	0.0	0.0
JUMLAH / SUB TOTAL		0.0	0.0	0.0	0.0	0.0	0.0	0.0	0.0	0.0	0.0	0.0	0.0	0.0	0.0	0.0	0.0	0.0	0.0
REASURANSI / REINSURANCE :																			
1	PT Reasuransi International Indonesia	0.0	0.0	0.0	0.0	0.0	0.0	0.0	0.0	0.0	0.0	0.0	0.0	0.0	0.0	0.0	0.0	0.0	0.0
2	PT Maskapai Reasuransi Indonesia	0.0	0.0	0.0	0.0	0.0	0.0	0.0	0.0	0.0	0.0	0.0	0.0	0.0	0.0	0.0	0.0	0.0	0.0
3	PT Reasuransi Nasional Indonesia	0.0	0.0	0.0	0.0	0.0	0.0	0.0	0.0	0.0	0.0	0.0	0.0	0.0	0.0	0.0	0.0	0.0	0.0
JUMLAH / SUB TOTAL		0.0	0.0	0.0	0.0	0.0	0.0	0.0	0.0	0.0	0.0	0.0	0.0	0.0	0.0	0.0	0.0	0.0	0.0
JUMLAH SELURUHNYA GRAND TOTAL		0.0	0.0	0.0	0.0	0.0	0.0	0.0	0.0	0.0	0.0	0.0	0.0	0.0	0.0	0.0	0.0	0.0	0.0

Usaha Asuransi Umum dan Reasuransi Syariah  
 Sharia General Insurance & Reinsurance Business  
 TABEL : 4.6B / TABLE : 4.6B  
 PREMI USAHA ASURANSI UMUM DAN REASURANSI SYARIAH TAHUN 2012  
 PREMIUM OF SHARIA GENERAL INSURANCE AND REINSURANCE BUSINESS IN 2012

Unit Usaha : Energi Darat  
 Line of Business : Energy On Shore

Dalam Jutaan Rupiah  
 In Million Rupiah

NO	NAMA PERUSAHAAN NAME OF COMPANY	POS LANGSUNG DIRECT BUSINESS	SURANSI DAN KOMISI / REINSURANCE AND COMMISSION						OUTWARD			PREMI NETTO		CADANGAN PREMI PREMIUM RESERVE		PENDAPATAN PREMI INCOME PREMIUM		
			(4)	(5)	(6)	(7)	(8)	(9)	(10)	(11)	(12)	(13)	(14)	(15)	(16)			
(1)	(2)	(3)	KOMISI COMMISSION	DALAM NEGERI DOMESTIC	ABROAD	LAINNYA OTHERS	KOMISI COMMISSION	DALAM NEGERI DOMESTIC	ABROAD	LAINNYA OTHERS	ASEAN	ASEAN	OTHERS	NET PREMIUM	TAHUN LALU PAST YEAR	TAHUN BERJALAN CURRENT YEAR	(16)	
SWASTA NASIONAL / PRIVATE :																		
1	PT Asuransi Adira Dinamika		0.0	0.0	0.0	0.0	0.0	0.0	0.0	0.0	0.0	0.0	0.0	0.0	0.0	0.0	0.0	0.0
2	PT Asuransi Astra Buana		0.0	0.0	0.0	0.0	0.0	0.0	0.0	0.0	0.0	0.0	0.0	0.0	0.0	0.0	0.0	0.0
3	PT Asuransi Bangun Askrida		0.0	0.0	0.0	0.0	0.0	0.0	0.0	0.0	0.0	0.0	0.0	0.0	0.0	0.0	0.0	0.0
4	PT Asuransi Binaang Tbk.		0.0	0.0	0.0	0.0	0.0	0.0	0.0	0.0	0.0	0.0	0.0	0.0	0.0	0.0	0.0	0.0
5	PT Asuransi Brinigi Sejatihera Atlamakmur		0.0	0.0	0.0	0.0	0.0	0.0	0.0	0.0	0.0	0.0	0.0	0.0	0.0	0.0	0.0	0.0
6	PT Asuransi Umum Bumpulatera Muda 1667		0.0	0.0	0.0	0.0	0.0	0.0	0.0	0.0	0.0	0.0	0.0	0.0	0.0	0.0	0.0	0.0
7	PT Asuransi Central Asia		0.0	0.0	0.0	0.0	0.0	0.0	0.0	0.0	0.0	0.0	0.0	0.0	0.0	0.0	0.0	0.0
8	PT Asuransi Eleptor Indonesia (Pesero)		0.0	0.0	0.0	0.0	0.0	0.0	0.0	0.0	0.0	0.0	0.0	0.0	0.0	0.0	0.0	0.0
9	PT Asuransi Jasa Indonesia (Pesero)		0.0	0.0	0.0	0.0	0.0	0.0	0.0	0.0	0.0	0.0	0.0	0.0	0.0	0.0	0.0	0.0
10	PT Asuransi Jasa Rahajaya Pulera		0.0	0.0	0.0	0.0	0.0	0.0	0.0	0.0	0.0	0.0	0.0	0.0	0.0	0.0	0.0	0.0
11	PT Jaya Proteksi Takaful		0.0	0.0	0.0	0.0	0.0	0.0	0.0	0.0	0.0	0.0	0.0	0.0	0.0	0.0	0.0	0.0
12	PT Asuransi Umum Mega		0.0	0.0	0.0	0.0	0.0	0.0	0.0	0.0	0.0	0.0	0.0	0.0	0.0	0.0	0.0	0.0
13	PT Asuransi Parolamas		0.0	0.0	0.0	0.0	0.0	0.0	0.0	0.0	0.0	0.0	0.0	0.0	0.0	0.0	0.0	0.0
14	PT Asuransi Ramayana Tbk.		0.0	0.0	0.0	0.0	0.0	0.0	0.0	0.0	0.0	0.0	0.0	0.0	0.0	0.0	0.0	0.0
15	PT Asuransi Sinar Mas		0.0	0.0	0.0	0.0	0.0	0.0	0.0	0.0	0.0	0.0	0.0	0.0	0.0	0.0	0.0	0.0
16	PT Asuransi Steco Mandiri		0.0	0.0	0.0	0.0	0.0	0.0	0.0	0.0	0.0	0.0	0.0	0.0	0.0	0.0	0.0	0.0
17	PT Asuransi Takaful Umum		0.0	0.0	0.0	0.0	0.0	0.0	0.0	0.0	0.0	0.0	0.0	0.0	0.0	0.0	0.0	0.0
18	PT Asuransi Tri Pakarta	730.0	69.0	0.0	0.0	0.0	0.0	0.0	825.0	0.0	0.0	0.0	0.0	0.0	183.0	50.0	(47.0)	-6.0
19	PT Tugu Pratama Indonesia		0.0	0.0	0.0	0.0	0.0	0.0	0.0	0.0	0.0	0.0	0.0	0.0	0.0	0.0	0.0	0.0
	<b>JUMLAH / SUB TOTAL</b>	<b>730.0</b>	<b>69.0</b>	<b>0.0</b>	<b>0.0</b>	<b>0.0</b>	<b>0.0</b>	<b>0.0</b>	<b>825.0</b>	<b>0.0</b>	<b>0.0</b>	<b>0.0</b>	<b>0.0</b>	<b>(19.0)</b>	<b>(183.0)</b>	<b>50.0</b>	<b>(47.0)</b>	<b>(86.0)</b>
PATUNGAN / JOINT VENTURE :																		
1	PT Asuransi Allianz Utama Indonesia		0.0	0.0	0.0	0.0	0.0	0.0	0.0	0.0	0.0	0.0	0.0	0.0	0.0	0.0	0.0	0.0
2	PT AIG Insurance Indonesia (d/h PT Chantix Insurance Indonesia)		0.0	0.0	0.0	0.0	0.0	0.0	0.0	0.0	0.0	0.0	0.0	0.0	0.0	0.0	0.0	0.0
3	PT Asuransi Tokio Marine Indonesia		0.0	0.0	0.0	0.0	0.0	0.0	0.0	0.0	0.0	0.0	0.0	0.0	0.0	0.0	0.0	0.0
	<b>JUMLAH / SUB TOTAL</b>	<b>0.0</b>	<b>0.0</b>	<b>0.0</b>	<b>0.0</b>	<b>0.0</b>	<b>0.0</b>	<b>0.0</b>	<b>0.0</b>	<b>0.0</b>	<b>0.0</b>	<b>0.0</b>	<b>0.0</b>	<b>0.0</b>	<b>0.0</b>	<b>0.0</b>	<b>0.0</b>	<b>0.0</b>
REASURANSI / REINSURANCE :																		
1	PT Reasuransi Internasional Indonesia		0.0	0.0	0.0	0.0	0.0	0.0	0.0	0.0	0.0	0.0	0.0	0.0	0.0	0.0	0.0	0.0
2	PT Maskapai Reasuransi Indonesia		0.0	0.0	0.0	0.0	0.0	0.0	0.0	0.0	0.0	0.0	0.0	0.0	0.0	0.0	0.0	0.0
3	PT Reasuransi Nasional Indonesia		0.0	0.0	0.0	0.0	0.0	0.0	0.0	0.0	0.0	0.0	0.0	0.0	0.0	0.0	0.0	0.0
	<b>JUMLAH / SUB TOTAL</b>	<b>0.0</b>	<b>0.0</b>	<b>0.0</b>	<b>0.0</b>	<b>0.0</b>	<b>0.0</b>	<b>0.0</b>	<b>0.0</b>	<b>0.0</b>	<b>0.0</b>	<b>0.0</b>	<b>0.0</b>	<b>0.0</b>	<b>0.0</b>	<b>0.0</b>	<b>0.0</b>	<b>0.0</b>
	<b>JUMLAH SELURUHNYA GRAND TOTAL</b>	<b>730.0</b>	<b>69.0</b>	<b>0.0</b>	<b>0.0</b>	<b>0.0</b>	<b>0.0</b>	<b>0.0</b>	<b>825.0</b>	<b>0.0</b>	<b>0.0</b>	<b>0.0</b>	<b>0.0</b>	<b>(19.0)</b>	<b>(183.0)</b>	<b>50.0</b>	<b>(47.0)</b>	<b>(86.0)</b>

NO	NAMA PERUSAHAAN NAME OF COMPANY	POS LANGSUNG DIRECT BUSINESS	SURANSI DAN KOMISI / REINSURANCE AND COMMISSION				INWARD				OUTWARD				PREMI NETTO NET PREMIUM	CADANGAN PREMI PREMIUM RESERVE		PENDAPATAN PREMI INCOME PREMIUM		
			(4)	(5)	(6)	(7)	(8)	(9)	(10)	(11)	(12)	(13)	(14)	(15)		(16)				
(1)	(2)	(3)	DALAM NEGERI DOMESTIC	DALAM NEGERI DOMESTIC	ASEAN ASEAN	LAINNYA OTHERS	KOMISI COMMISSION	DALAM NEGERI DOMESTIC	DALAM NEGERI DOMESTIC	ASEAN ASEAN	LAINNYA OTHERS	KOMISI COMMISSION	TAHUN LALU PAST YEAR	TAHUN BERJALAN CURRENT YEAR	(13)	(14)	(15)	(16)		
SWASTA NASIONAL / PRIVATE :																				
1	PT Asuransi Adira Dinamika		0.0	0.0	0.0	0.0	0.0	0.0	0.0	0.0	0.0	0.0	0.0	0.0	0.0	0.0	0.0	0.0	0.0	
2	PT Asuransi Astra Buana		0.0	0.0	0.0	0.0	0.0	0.0	0.0	0.0	0.0	0.0	0.0	0.0	0.0	0.0	0.0	0.0	0.0	
3	PT Asuransi Bangun Askrida		0.0	0.0	0.0	0.0	0.0	0.0	0.0	0.0	0.0	0.0	0.0	0.0	0.0	0.0	0.0	0.0	0.0	
4	PT Asuransi Bimang Tbk		0.0	0.0	0.0	0.0	0.0	0.0	0.0	0.0	0.0	0.0	0.0	0.0	0.0	0.0	0.0	0.0	0.0	
5	PT Asuransi Brinigi Sejahtera Atmakmur		0.0	0.0	0.0	0.0	0.0	0.0	0.0	0.0	0.0	0.0	0.0	0.0	0.0	0.0	0.0	0.0	0.0	
6	PT Asuransi Umum Bumpulera Muda 1987		0.0	0.0	0.0	0.0	0.0	0.0	0.0	0.0	0.0	0.0	0.0	0.0	0.0	0.0	0.0	0.0	0.0	
7	PT Asuransi Central Asia		0.0	0.0	0.0	0.0	0.0	0.0	0.0	0.0	0.0	0.0	0.0	0.0	0.0	0.0	0.0	0.0	0.0	
8	PT Asuransi Ekepos Indonesia (Persero)		0.0	0.0	0.0	0.0	0.0	0.0	0.0	0.0	0.0	0.0	0.0	0.0	0.0	0.0	0.0	0.0	0.0	
9	PT Asuransi Jasa Indonesia (Persero)		0.0	0.0	0.0	0.0	0.0	0.0	0.0	0.0	0.0	0.0	0.0	0.0	0.0	0.0	0.0	0.0	0.0	
10	PT Asuransi Jasa Rehatjaya Putera		0.0	0.0	0.0	0.0	0.0	0.0	0.0	0.0	0.0	0.0	0.0	0.0	0.0	0.0	0.0	0.0	0.0	
11	PT Jaya Proteksi Takaful		0.0	0.0	0.0	0.0	0.0	0.0	0.0	0.0	0.0	0.0	0.0	0.0	0.0	0.0	0.0	0.0	0.0	
12	PT Asuransi Umum Mega		0.0	0.0	0.0	0.0	0.0	0.0	0.0	0.0	0.0	0.0	0.0	0.0	0.0	0.0	0.0	0.0	0.0	
13	PT Asuransi Parolamas		0.0	0.0	0.0	0.0	0.0	0.0	0.0	0.0	0.0	0.0	0.0	0.0	0.0	0.0	0.0	0.0	0.0	
14	PT Asuransi Ramayana Tbk		0.0	0.0	0.0	0.0	0.0	0.0	0.0	0.0	0.0	0.0	0.0	0.0	0.0	0.0	0.0	0.0	0.0	
15	PT Asuransi Sinar Mas		0.0	0.0	0.0	0.0	0.0	0.0	0.0	0.0	0.0	0.0	0.0	0.0	0.0	0.0	0.0	0.0	0.0	
16	PT Asuransi Steco Mandiri		0.0	0.0	0.0	0.0	0.0	0.0	0.0	0.0	0.0	0.0	0.0	0.0	0.0	0.0	0.0	0.0	0.0	
17	PT Asuransi Takaful Umum		0.0	0.0	0.0	0.0	0.0	0.0	0.0	0.0	0.0	0.0	0.0	0.0	0.0	0.0	0.0	0.0	0.0	
18	PT Asuransi Tri Pakarta		0.0	0.0	0.0	0.0	0.0	0.0	0.0	0.0	0.0	0.0	0.0	0.0	0.0	0.0	0.0	0.0	0.0	
19	PT Tugu Pratama Indonesia		0.0	0.0	0.0	0.0	0.0	0.0	0.0	0.0	0.0	0.0	0.0	0.0	0.0	0.0	0.0	0.0	0.0	
			0.0	0.0	0.0	0.0	0.0	0.0	0.0	0.0	0.0	0.0	0.0	0.0	0.0	0.0	0.0	0.0	0.0	
JUMLAH / SUB TOTAL																				
PATUNGAN / JOINT VENTURE :																				
1	PT Asuransi Allianz Ujanza Indonesia		0.0	0.0	0.0	0.0	0.0	0.0	0.0	0.0	0.0	0.0	0.0	0.0	0.0	0.0	0.0	0.0	0.0	
2	PT AIG Insurance Indonesia (Gh PT Charita's Insurance Indonesia)		0.0	0.0	0.0	0.0	0.0	0.0	0.0	0.0	0.0	0.0	0.0	0.0	0.0	0.0	0.0	0.0	0.0	
3	PT Asuransi Tokio Marine Indonesia		0.0	0.0	0.0	0.0	0.0	0.0	0.0	0.0	0.0	0.0	0.0	0.0	0.0	0.0	0.0	0.0	0.0	
			0.0	0.0	0.0	0.0	0.0	0.0	0.0	0.0	0.0	0.0	0.0	0.0	0.0	0.0	0.0	0.0	0.0	
JUMLAH / SUB TOTAL																				
REASURANSI / REINSURANCE :																				
1	PT Reasuransi Internasional Indonesia		0.0	0.0	0.0	0.0	0.0	0.0	0.0	0.0	0.0	0.0	0.0	0.0	0.0	0.0	0.0	0.0	0.0	
2	PT Maskapai Reasuransi Indonesia		0.0	0.0	0.0	0.0	0.0	0.0	0.0	0.0	0.0	0.0	0.0	0.0	0.0	0.0	0.0	0.0	0.0	
3	PT Reasuransi Nasional Indonesia		0.0	0.0	0.0	0.0	0.0	0.0	0.0	0.0	0.0	0.0	0.0	0.0	0.0	0.0	0.0	0.0	0.0	
			0.0	0.0	0.0	0.0	0.0	0.0	0.0	0.0	0.0	0.0	0.0	0.0	0.0	0.0	0.0	0.0	0.0	
JUMLAH / SUB TOTAL																				
JUMLAH SELURUHNYA GRAND TOTAL																				
			0.0	0.0	0.0	0.0	0.0	0.0	0.0	0.0	0.0	0.0	0.0	0.0	0.0	0.0	0.0	0.0	0.0	0.0

Usaha Asuransi Umum dan Reasuransi Syariah  
 Sharia General Insurance & Reinsurance Business  
 TABEL : 4.6B / TABLE : 4.6B  
 PREMI USAHA ASURANSI UMUM DAN REASURANSI SYARIAH TAHUN 2012  
 PREMIUM OF SHARIA GENERAL INSURANCE AND REINSURANCE BUSINESS IN 2012

Unit Usaha : Rekayasa  
 Line of Business : Engineering

Dalam Jutaan Rupiah  
 In Million Rupiah

NO	NAMA PERUSAHAAN NAME OF COMPANY	POS LANGSUNG DIRECT BUSINESS	SUBANSI DAN KOMISI / REINSURANCE AND COMMISSION						SADANGAN PREMI				PENDAPATAN PREMI INCOME		
			KOMISI COMMISSION		INWARD		OUTWARD		PREMI NETO NET PREMIUM		PREMIUM RESERVE				
(1)	(2)	(3)	(4)	(5)	(6)	(7)	(8)	(9)	(10)	(11)	(12)	(13)	(14)	(15)	(16)
				DALAM NEGERI DOMESTIC	ASEAN OTHERS	ABROAD LAINNYA OTHERS	KOMISI COMMISSION	DALAM NEGERI DOMESTIC	ASEAN OTHERS	ABROAD LAINNYA OTHERS	KOMISI COMMISSION	PREMIUM NETO NET PREMIUM	PAST YEAR LALU	CURRENT YEAR BERJALAN	
SWASTA NASIONAL / PRIVATE :															
1	PT Asuransi Adira Dinamika	0.0	0.0	0.0	0.0	0.0	0.0	0.0	0.0	0.0	0.0	0.0	0.0	0.0	0.0
2	PT Asuransi Astra Buana	0.0	0.0	0.0	0.0	0.0	0.0	0.0	0.0	0.0	0.0	0.0	0.0	0.0	0.0
3	PT Asuransi Bangun Askrida	106.4	42.6	4.6	0.0	0.0	1.4	56.3	1.4	0.0	0.9	10.3	19.4	18.4	2.5
4	PT Asuransi Bhang Tbk.	0.0	0.0	0.0	0.0	0.0	0.0	0.0	0.0	0.0	0.0	0.0	0.0	0.0	0.0
5	PT Asuransi Brigi Sejahtera Alamakmur	16.5	49.1	1.2	0.0	0.0	0.0	112.4	0.0	0.0	60.8	(83.1)	0.0	(127.7)	44.6
6	PT Asuransi Umum BumiPutera Muda 1987	0.0	0.0	0.0	0.0	0.0	0.0	0.0	0.0	0.0	0.0	0.0	0.0	0.0	0.0
7	PT Asuransi Central Asia	1.2	0.3	0.0	0.0	0.0	0.0	0.0	0.0	0.0	0.0	0.9	0.0	0.3	0.7
8	PT Asuransi Etiopa Indonesia (Persero)	0.0	0.0	0.0	0.0	0.0	0.0	0.0	0.0	0.0	0.0	0.0	0.0	0.0	0.0
9	PT Asuransi Jasa Indonesia (Persero)	0.0	0.0	0.0	0.0	0.0	0.0	0.0	0.0	0.0	0.0	0.0	0.0	0.0	0.0
10	PT Asuransi Jasa Rahajaya Pulera	0.0	0.0	0.0	0.0	0.0	0.0	0.0	0.0	0.0	0.0	0.0	0.0	0.0	0.0
11	PT Jaya Proteksi Takatul	4.523.3	754.3	0.0	0.0	0.0	0.0	953.1	1.043.3	0.0	0.0	1.767.6	2.560.1	144.7	4.183.0
12	PT Asuransi Umum Mega	0.0	0.0	0.0	0.0	0.0	0.0	0.0	0.0	0.0	0.0	0.0	0.0	0.0	0.0
13	PT Asuransi Parolamas	0.0	0.0	0.0	0.0	0.0	0.0	0.0	0.0	0.0	0.0	0.0	0.0	0.0	0.0
14	PT Asuransi Remayarta Tbk.	0.0	0.0	0.0	0.0	0.0	0.0	0.0	0.0	0.0	0.0	0.0	0.0	0.0	0.0
15	PT Asuransi Sinar Mas	76.9	0.0	0.2	0.0	0.0	0.0	6.0	0.0	0.0	0.0	71.2	28.0	30.3	68.9
16	PT Asuransi Staco Mandiri	0.0	0.0	0.0	0.0	0.0	0.0	0.0	0.0	0.0	0.0	0.0	0.0	0.0	0.0
17	PT Asuransi Takatul Umum	3.310.0	1.594.0	1.6	0.0	0.0	0.0	881.1	270.5	0.0	0.0	566.1	161.5	293.0	434.6
18	PT Asuransi Tri Pakarta	2.432.0	559.0	(2.0)	0.0	0.0	0.0	1.829.0	34.0	0.0	(135.0)	(127.0)	107.0	95.0	-115.0
19	PT Tugu Pratama Indonesia	0.0	0.0	0.0	0.0	0.0	0.0	0.0	0.0	0.0	0.0	0.0	0.0	0.0	0.0
<b>JUMLAH / SUB TOTAL</b>			<b>10.466.3</b>	<b>2.999.3</b>	<b>5.6</b>	<b>0.0</b>	<b>1.4</b>	<b>3.837.8</b>	<b>1.354.1</b>	<b>0.0</b>	<b>(73.3)</b>	<b>2.206.0</b>	<b>2.883.2</b>	<b>438.1</b>	<b>4.651.2</b>
PATUNGAN / JOINT VENTURE :															
1	PT Asuransi Allianz Utama Indonesia	0.0	0.0	0.0	0.0	0.0	0.0	0.0	0.0	0.0	0.0	0.0	0.0	0.0	0.0
2	PT AIG Insurance Indonesia (th PT Chartis Insurance Indonesia)	0.0	0.0	0.0	0.0	0.0	0.0	0.0	0.0	0.0	0.0	0.0	0.0	0.0	0.0
3	PT Asuransi Tokio Marine Indonesia	0.0	0.0	0.0	0.0	0.0	0.0	0.0	0.0	0.0	0.0	0.0	0.0	0.0	0.0
<b>JUMLAH / SUB TOTAL</b>			<b>0.0</b>	<b>0.0</b>	<b>0.0</b>	<b>0.0</b>	<b>0.0</b>	<b>0.0</b>	<b>0.0</b>	<b>0.0</b>	<b>0.0</b>	<b>0.0</b>	<b>0.0</b>	<b>0.0</b>	<b>0.0</b>
REASURANSI / REINSURANCE :															
1	PT Reasuransi International Indonesia	0.0	0.0	3.880.1	5.1	0.0	0.0	0.0	687.5	0.0	0.0	2.397.8	1.224.2	1.016.5	2.685.5
2	PT Maskapai Reasuransi Indonesia	0.0	0.0	885.9	76.1	0.0	106.3	0.0	570.3	0.0	20.8	306.2	75.5	108.8	275.9
3	PT Reasuransi Nasional Indonesia	0.0	0.0	2.111.0	0.0	0.0	261.0	0.0	894.0	0.0	0.0	955.0	198.0	115.0	1.030.0
<b>JUMLAH / SUB TOTAL</b>			<b>0.0</b>	<b>0.0</b>	<b>6.077.1</b>	<b>81.2</b>	<b>0.0</b>	<b>367.3</b>	<b>2.151.8</b>	<b>0.0</b>	<b>20.8</b>	<b>3.660.0</b>	<b>1,497.4</b>	<b>1,237.3</b>	<b>3,920.4</b>
<b>JUMLAH SELURUHNYA GRAND TOTAL</b>			<b>10.466.3</b>	<b>2.999.3</b>	<b>6.082.6</b>	<b>81.2</b>	<b>0.0</b>	<b>3.887.8</b>	<b>3.506.0</b>	<b>0.0</b>	<b>(52.5)</b>	<b>5.866.0</b>	<b>4.380.9</b>	<b>1,676.3</b>	<b>8,571.6</b>

NO	NAMA PERUSAHAAN NAME OF COMPANY	POS LAINSIJING DIRECT BUSINESS	SURANSI DAN KOMISI / REINSURANCE AND COMMISSION						OUTWARD			CADANGAN PREMI PREMIUM RESERVE		PENDAPATAN PREMI INCOME	
			KOMISI COMMISSION		DALAM NEGERI DOMESTIC		ABROAD LAINNYA OTHERS		DALAM NEGERI DOMESTIC	ABROAD LAINNYA OTHERS	TAHUN LALU PAST YEAR	TAHUN BERJALAN CURRENT YEAR	(16)		
(1)	(2)	(3)	(4)	(5)	(6)	(7)	(8)	(9)	(10)	(11)	(12)	(13)	(14)	(15)	(16)
SWASTA NASIONAL / PRIVATE :															
1	PT Asuransi Adira Dinamika		0.0	0.0	0.0	0.0	0.0	0.0	0.0	0.0	0.0	0.0	0.0	0.0	0.0
2	PT Asuransi Astra Buana		0.0	0.0	0.0	0.0	0.0	0.0	0.0	0.0	0.0	0.0	0.0	0.0	0.0
3	PT Asuransi Bangun Askrida		0.0	25,288.0	0.0	0.0	0.0	0.0	0.0	0.0	122.3	(25,145.7)	0.0	0.0	-25,145.7
4	PT Asuransi Binang Tbk		0.0	0.0	0.0	0.0	0.0	0.0	0.0	0.0	0.0	0.0	0.0	0.0	0.0
5	PT Asuransi Brinigi Sejahtera Atmakahur		10.0	0.0	0.0	0.0	0.0	0.0	0.0	0.0	0.0	10.0	0.0	(90.5)	100.5
6	PT Asuransi Umum Bumpulera Muda 1987		0.0	0.0	0.0	0.0	0.0	0.0	0.0	0.0	0.0	0.0	0.0	0.0	0.0
7	PT Asuransi Central Asia		0.0	0.0	0.0	0.0	0.0	0.0	0.0	0.0	0.0	0.0	0.0	0.0	0.0
8	PT Asuransi Ekepo Indonesia (Persero)		0.0	0.0	0.0	0.0	0.0	0.0	0.0	0.0	0.0	0.0	0.0	0.0	0.0
9	PT Asuransi Jasa Indonesia (Persero)		0.0	0.0	0.0	0.0	0.0	0.0	0.0	0.0	0.0	0.0	0.0	0.0	0.0
10	PT Asuransi Jasa Rehatjaya Pulera		0.0	0.0	0.0	0.0	0.0	0.0	0.0	0.0	0.0	0.0	0.0	0.0	0.0
11	PT Jaya Proteksi Takatuli		0.0	0.0	0.0	0.0	0.0	0.0	0.0	0.0	0.0	0.0	0.0	0.0	0.0
12	PT Asuransi Umum Mega		0.0	0.0	0.0	0.0	0.0	0.0	0.0	0.0	0.0	0.0	0.0	0.0	0.0
13	PT Asuransi Parolamas		0.0	0.0	0.0	0.0	0.0	0.0	0.0	0.0	0.0	0.0	0.0	0.0	0.0
14	PT Asuransi Ramayana Tbk		0.0	0.0	0.0	0.0	0.0	0.0	0.0	0.0	0.0	0.0	0.0	0.0	0.0
15	PT Asuransi Sinar Mas		0.0	0.0	0.0	0.0	0.0	0.0	0.0	0.0	0.0	0.0	0.0	0.0	0.0
16	PT Asuransi Steco Mandiri		0.0	0.0	0.0	0.0	0.0	0.0	0.0	0.0	0.0	0.0	0.0	0.0	0.0
17	PT Asuransi Takatuli Umum	1,602.3	741.3	0.0	0.0	0.0	0.0	212.8	59.8	0.0	0.0	588.3	220.3	224.1	584.5
18	PT Asuransi Tri Pakarta	991.0	243.0	0.0	0.0	0.0	0.0	561.0	29.0	0.0	(46.0)	112.0	5.0	181.0	-64.0
19	PT Tugu Pratama Indonesia		0.0	0.0	0.0	0.0	0.0	0.0	0.0	0.0	0.0	0.0	0.0	0.0	0.0
<b>JUMLAH / SUB TOTAL</b>			<b>2,603.3</b>	<b>26,252.3</b>	<b>0.0</b>	<b>0.0</b>	<b>0.0</b>	<b>773.8</b>	<b>88.8</b>	<b>0.0</b>	<b>76.3</b>	<b>(24,855.4)</b>	<b>225.3</b>	<b>314.6</b>	<b>(24,524.7)</b>
PATUNGAN / JOINT VENTURE :															
1	PT Asuransi Allianz Ujanca Indonesia		0.0	0.0	0.0	0.0	0.0	0.0	0.0	0.0	0.0	0.0	0.0	0.0	0.0
2	PT AIG Insurance Indonesia (Gh PT Charite Insurance Indonesia)		0.0	0.0	0.0	0.0	0.0	0.0	0.0	0.0	0.0	0.0	0.0	0.0	0.0
3	PT Asuransi Tokio Marine Indonesia		0.0	0.0	0.0	0.0	0.0	0.0	0.0	0.0	0.0	0.0	0.0	0.0	0.0
<b>JUMLAH / SUB TOTAL</b>			<b>0.0</b>	<b>0.0</b>	<b>0.0</b>	<b>0.0</b>	<b>0.0</b>	<b>0.0</b>	<b>0.0</b>	<b>0.0</b>	<b>0.0</b>	<b>0.0</b>	<b>0.0</b>	<b>0.0</b>	<b>0.0</b>
REASURANSI / REINSURANCE :															
1	PT Reasuransi Internasional Indonesia		0.0	0.0	0.0	0.0	0.0	0.0	0.0	0.0	0.0	0.0	0.0	0.0	0.0
2	PT Maskapai Reasuransi Indonesia		0.0	0.0	0.0	0.0	0.0	0.0	0.0	0.0	0.0	0.0	0.0	0.0	0.0
3	PT Reasuransi Nasional Indonesia		0.0	0.0	104.0	0.0	0.0	12.0	16.0	0.0	0.0	76.0	29.0	14.0	91.0
<b>JUMLAH / SUB TOTAL</b>			<b>0.0</b>	<b>0.0</b>	<b>104.0</b>	<b>0.0</b>	<b>12.0</b>	<b>16.0</b>	<b>16.0</b>	<b>0.0</b>	<b>0.0</b>	<b>76.0</b>	<b>29.0</b>	<b>14.0</b>	<b>91.0</b>
<b>JUMLAH SELURUHNYA GRAND TOTAL</b>			<b>2,603.3</b>	<b>26,252.3</b>	<b>104.0</b>	<b>0.0</b>	<b>12.0</b>	<b>773.8</b>	<b>104.8</b>	<b>0.0</b>	<b>76.3</b>	<b>(24,859.4)</b>	<b>254.3</b>	<b>328.6</b>	<b>(24,833.7)</b>

Usaha Asuransi Umum dan Reasuransi Syariah  
 Sharia General Insurance & Reinsurance Business  
 TABEL : 4.6B / TABLE : 4.6B  
 PREMI USAHA ASURANSI UMUM DAN REASURANSI SYARIAH TAHUN 2012  
 PREMIUM OF SHARIA GENERAL INSURANCE AND REINSURANCE BUSINESS IN 2012

Linj Usaha : Kecelakaan Diri & Kesehatan dan Asuransi Jiwa  
 Line of Business : Personal Accident & Health and Life Insurance

Dalam Jutaan Rupiah  
 In Million Rupiah

NO	NAMA PERUSAHAAN NAME OF COMPANY	POS LANGSUNG DIRECT BUSINESS	SURAVISI DAN KOMISI / REINSURANCE AND COMMISSION						OUTWARD			PREMI		CADANGAN PREMI		PENDAPATAN PREMI INCOME PREMIUM
			KOMISI COMMISSION		INWARD		ABROAD		DALAM NEGERI DOMESTIC		ABROAD		TAHUN LALU PAST YEAR		PREMIUM RESERVE	
(1)	(2)	(3)	(4)	(5)	(6)	(7)	(8)	(9)	(10)	(11)	(12)	(13)	(14)	(15)	(16)	
SWASTA NASIONAL / PRIVATE :																
1	PT Asuransi Adira Dinamika	0.0	0.0	0.0	0.0	0.0	0.0	0.0	0.0	0.0	0.0	0.0	0.0	0.0	0.0	0.0
2	PT Asuransi Astra Buana	6.569.0	0.0	0.0	0.0	0.0	0.0	900.0	0.0	0.0	0.0	5.669.0	1.020.0	1.881.1	4.807.9	
3	PT Asuransi Bangun Askida	50.298.3	25.288.0	0.0	0.0	0.0	0.0	5.769.4	278.4	0.0	122.3	19.105.9	5.032.6	13.338.0	107.985.5	
4	PT Asuransi Brihng Tbk.	20.988.3	7.576.1	0.0	0.0	0.0	0.0	2.135.4	1.301.9	0.0	0.0	9.975.0	1.499.7	4.857.1	6.517.6	
5	PT Asuransi Brngin Segitara Atamakmur	3.7	0.1	1.0	0.0	0.0	0.0	0.0	0.0	0.0	0.0	4.6	0.0	(92.6)	97.2	
6	PT Asuransi Umum Bumiputera Muda '887	0.0	0.0	0.0	0.0	0.0	0.0	0.0	0.0	0.0	0.0	0.0	0.0	0.0	0.0	0.0
7	PT Asuransi Centria Asia	0.0	0.0	0.0	0.0	0.0	0.0	0.0	0.0	0.0	0.0	0.0	0.0	0.0	0.0	0.0
8	PT Asuransi Ekspor Indonesia (Persero)	0.0	0.0	0.0	0.0	0.0	0.0	0.0	0.0	0.0	0.0	0.0	0.0	0.0	0.0	0.0
9	PT Asuransi Jasa Indonesia (Persero)	0.0	0.0	0.0	0.0	0.0	0.0	0.0	0.0	0.0	0.0	0.0	0.0	0.0	0.0	0.0
10	PT Asuransi Jasa Rehafeja Putera	0.4	0.2	0.0	0.0	0.0	0.0	0.0	0.0	0.0	0.0	0.2	0.0	0.0	0.0	0.2
11	PT Jaya Proteksi Taketil	12.1	2.2	0.0	0.0	0.0	0.0	30.4	35.7	0.0	0.0	(56.2)	0.0	0.0	6.0	62.2
12	PT Asuransi Umum Mega	3.511.2	1.667.2	0.0	0.0	0.0	0.0	128.7	0.0	0.0	0.0	1.715.2	3.679.2	2.950.7	2.443.7	
13	PT Asuransi Parolamas	0.0	0.0	0.0	0.0	0.0	0.0	0.0	0.0	0.0	0.0	0.0	0.0	0.0	0.0	0.0
14	PT Asuransi Ramayana Tbk.	0.0	2.2	0.0	0.0	0.0	0.0	0.0	0.0	0.0	0.0	(2.2)	0.0	0.0	0.0	-2.2
15	PT Asuransi Sinar Mas	156.3	0.0	0.2	0.0	0.0	0.0	8.2	0.0	0.0	0.0	148.3	220.2	64.1	304.4	
16	PT Asuransi Sico Mandiri	0.0	0.0	0.0	0.0	0.0	0.0	0.0	0.0	0.0	0.0	0.0	0.0	0.0	0.0	0.0
17	PT Asuransi Taketil Umum	3.704.3	1.753.4	0.0	0.0	0.0	0.0	56.0	0.0	0.0	0.0	1.894.9	770.0	712.6	1.952.2	
18	PT Asuransi Tri Pakarta	1.425.0	35.1	0.0	0.0	0.0	0.0	154.0	(5.0)	0.0	(14.0)	911.0	100.0	568.0	443.0	
19	PT Tugu Pratama Indonesia	0.0	0.0	0.0	0.0	0.0	0.0	0.0	0.0	0.0	0.0	0.0	0.0	0.0	0.0	0.0
<b>JUMLAH / SUB TOTAL</b>			<b>86.669.7</b>	<b>36.620.5</b>	<b>1.2</b>	<b>0.0</b>	<b>0.0</b>	<b>9.182.2</b>	<b>1.610.9</b>	<b>0.0</b>	<b>108.3</b>	<b>39.365.6</b>	<b>12.321.7</b>	<b>24.386.1</b>	<b>27.301.2</b>	
PATUNGAN / JOINT VENTURE :																
1	PT Reasuransi Allianz Utama Indonesia	0.0	0.0	0.0	0.0	0.0	0.0	0.0	640.7	0.0	0.0	6.553.2	769.8	2.621.3	4.701.7	
2	PT AIG Insurance Indonesia (dih. PT Charitas Insurance Indonesia)	0.0	0.0	29.251.3	0.0	0.0	5.098.8	89.5	96.0	0.0	187.5	24.152.5	7.171.7	7.853.8	23.470.5	
3	PT Reasuransi Nasional Indonesia	0.0	0.0	623.0	0.0	0.0	68.0	0.0	7.0	0.0	0.0	547.0	262.0	625.0	184.0	
<b>JUMLAH / SUB TOTAL</b>			<b>0.0</b>	<b>0.0</b>	<b>37.068.2</b>	<b>0.0</b>	<b>5.167.8</b>	<b>89.5</b>	<b>745.8</b>	<b>0.0</b>	<b>187.5</b>	<b>31.252.7</b>	<b>8.203.5</b>	<b>11.100.1</b>	<b>28.356.1</b>	
REASURANSI / REINSURANCE :																
1	PT Reasuransi International Indonesia	0.0	0.0	7.183.9	0.0	0.0	0.0	0.0	640.7	0.0	0.0	6.553.2	769.8	2.621.3	4.701.7	
2	PT Maskapai Reasuransi Indonesia	0.0	0.0	29.251.3	0.0	0.0	5.098.8	89.5	96.0	0.0	187.5	24.152.5	7.171.7	7.853.8	23.470.5	
3	PT Reasuransi Nasional Indonesia	0.0	0.0	623.0	0.0	0.0	68.0	0.0	7.0	0.0	0.0	547.0	262.0	625.0	184.0	
<b>JUMLAH / SUB TOTAL</b>			<b>0.0</b>	<b>0.0</b>	<b>37.068.2</b>	<b>0.0</b>	<b>5.167.8</b>	<b>89.5</b>	<b>745.8</b>	<b>0.0</b>	<b>187.5</b>	<b>31.252.7</b>	<b>8.203.5</b>	<b>11.100.1</b>	<b>28.356.1</b>	
<b>JUMLAH SELURUHNYA GRAND TOTAL</b>			<b>86.669.7</b>	<b>36.620.5</b>	<b>37.069.4</b>	<b>0.0</b>	<b>5.167.8</b>	<b>9.271.6</b>	<b>2.356.7</b>	<b>0.0</b>	<b>298.8</b>	<b>70.618.3</b>	<b>20.525.2</b>	<b>35.486.2</b>	<b>55.657.4</b>	

NO	NAMA PERUSAHAAN NAME OF COMPANY	POS LANGSUNG DIRECT BUSINESS	SUBANSI DAN KOMISI / REINSURANCE AND COMMISSION						DAN DARI / AND FROM			SADANGKAN / PREMIUM RESERVE		PENDAPATAN PREMIUM INCOME	
			KOMISI COMMISSION	INWARD		OUTWARD		PREMIUM NETO	TAHUN LALU	TAHUN BERJALAN	PREMIUM NETO	TAHUN BERJALAN			
(3)	(4)	(5)		(6)	(7)	(8)	(9)						(10)	(11)	(12)
(1)	(2)	(3)	(4)	(5)	(6)	(7)	(8)	(9)	(10)	(11)	(12)	(13)	(14)	(15)	(16)
SWASTA NASIONAL / PRIVATE :															
1	PT Asuransi Adira Dinamika	0.0	0.0	0.0	0.0	0.0	0.0	0.0	0.0	0.0	0.0	0.0	0.0	0.0	0.0
2	PT Asuransi Astra Buana	0.0	0.0	0.0	0.0	0.0	0.0	0.0	0.0	0.0	0.0	0.0	0.0	0.0	0.0
3	PT Asuransi Bangun Askrida	0.0	0.0	0.0	0.0	0.0	0.0	0.0	0.0	0.0	0.0	0.0	0.0	0.0	0.0
4	PT Asuransi Bhang Tbk.	0.0	0.0	0.0	0.0	0.0	0.0	0.0	0.0	0.0	0.0	0.0	0.0	0.0	0.0
5	PT Asuransi Birang Sejahtera Atamakmur	0.0	0.0	0.0	0.0	0.0	0.0	0.0	0.0	0.0	0.0	0.0	0.0	0.0	0.0
6	PT Asuransi Umum Bumihutera Muda 1987	0.0	0.0	0.0	0.0	0.0	0.0	0.0	0.0	0.0	0.0	0.0	0.0	0.0	0.0
7	PT Asuransi Central Asia	0.0	0.0	0.0	0.0	0.0	0.0	0.0	0.0	0.0	0.0	0.0	0.0	0.0	0.0
8	PT Asuransi Elepor Indonesia (Pereto)	0.0	0.0	0.0	0.0	0.0	0.0	0.0	0.0	0.0	0.0	0.0	0.0	0.0	0.0
9	PT Asuransi Jasa Indonesia (Persero)	0.0	0.0	0.0	0.0	0.0	0.0	0.0	0.0	0.0	0.0	0.0	0.0	0.0	0.0
10	PT Asuransi Jasa Rahajaya Pulera	0.0	0.0	0.0	0.0	0.0	0.0	0.0	0.0	0.0	0.0	0.0	0.0	0.0	0.0
11	PT Asuransi Jasa Rahajaya Takatul	0.0	0.0	0.0	0.0	0.0	0.0	0.0	0.0	0.0	0.0	0.0	0.0	0.0	0.0
12	PT Asuransi Umum Mega	0.0	0.0	0.0	0.0	0.0	0.0	0.0	0.0	0.0	0.0	0.0	0.0	0.0	0.0
13	PT Asuransi Papolamas	0.0	0.0	0.0	0.0	0.0	0.0	0.0	0.0	0.0	0.0	0.0	0.0	0.0	0.0
14	PT Asuransi Ramayana Tbk.	0.0	0.0	0.0	0.0	0.0	0.0	0.0	0.0	0.0	0.0	0.0	0.0	0.0	0.0
15	PT Asuransi Sinar Mas	0.0	0.0	0.0	0.0	0.0	0.0	0.0	0.0	0.0	0.0	0.0	0.0	0.0	0.0
16	PT Asuransi Sico Mandiri	0.0	0.0	0.0	0.0	0.0	0.0	0.0	0.0	0.0	0.0	0.0	0.0	0.0	0.0
17	PT Asuransi Takatul Umum	0.0	0.0	0.0	0.0	0.0	0.0	0.0	0.0	0.0	0.0	0.0	0.0	0.0	0.0
18	PT Asuransi Tri Pakarta	0.0	0.0	0.0	0.0	0.0	0.0	0.0	0.0	0.0	0.0	0.0	0.0	0.0	0.0
19	PT Tugu Pratama Indonesia	0.0	0.0	0.0	0.0	0.0	0.0	0.0	0.0	0.0	0.0	0.0	0.0	0.0	0.0
<b>JUMLAH / SUB TOTAL</b>		<b>0.0</b>	<b>0.0</b>	<b>0.0</b>	<b>0.0</b>	<b>0.0</b>	<b>0.0</b>	<b>0.0</b>	<b>0.0</b>	<b>0.0</b>	<b>0.0</b>	<b>0.0</b>	<b>0.0</b>	<b>0.0</b>	<b>0.0</b>
PATUNGAN / JOINT VENTURE :															
1	PT Asuransi Allianz Utama Indonesia	0.0	0.0	0.0	0.0	0.0	0.0	0.0	0.0	0.0	0.0	0.0	0.0	0.0	0.0
2	PT AIG Insurance Indonesia (dih PT Chartis Insurance Indonesia)	0.0	0.0	0.0	0.0	0.0	0.0	0.0	0.0	0.0	0.0	0.0	0.0	0.0	0.0
3	PT Asuransi Tokio Marine Indonesia	0.0	0.0	0.0	0.0	0.0	0.0	0.0	0.0	0.0	0.0	0.0	0.0	0.0	0.0
<b>JUMLAH / SUB TOTAL</b>		<b>0.0</b>	<b>0.0</b>	<b>0.0</b>	<b>0.0</b>	<b>0.0</b>	<b>0.0</b>	<b>0.0</b>	<b>0.0</b>	<b>0.0</b>	<b>0.0</b>	<b>0.0</b>	<b>0.0</b>	<b>0.0</b>	<b>0.0</b>
REASURANSI / REINSURANCE :															
1	PT Reasuransi International Indonesia	0.0	0.0	4,536.5	0.0	0.0	0.0	0.0	0.0	883.3	0.0	3,653.1	1,261.2	1,491.3	3,423.1
2	PT Maskapai Reasuransi Indonesia	0.0	0.0	0.0	0.0	0.0	0.0	0.0	0.0	0.0	0.0	0.0	0.0	0.0	0.0
3	PT Reasuransi Nasional Indonesia	0.0	0.0	0.0	0.0	0.0	0.0	0.0	0.0	0.0	0.0	0.0	0.0	0.0	0.0
<b>JUMLAH / SUB TOTAL</b>		<b>0.0</b>	<b>0.0</b>	<b>4,536.5</b>	<b>0.0</b>	<b>0.0</b>	<b>0.0</b>	<b>0.0</b>	<b>0.0</b>	<b>883.3</b>	<b>0.0</b>	<b>3,653.1</b>	<b>1,261.2</b>	<b>1,491.3</b>	<b>3,423.1</b>
<b>JUMLAH SELURUHNYA</b>		<b>0.0</b>	<b>0.0</b>	<b>4,536.5</b>	<b>0.0</b>	<b>0.0</b>	<b>0.0</b>	<b>0.0</b>	<b>0.0</b>	<b>883.3</b>	<b>0.0</b>	<b>3,653.1</b>	<b>1,261.2</b>	<b>1,491.3</b>	<b>3,423.1</b>
<b>GRAND TOTAL</b>															



Usaha Asuransi Umum dan Reasuransi Syariah  
 Sharia General Insurance & Reinsurance Business  
 TABEL : 4.6B / TABLE : 4.6B  
 PREMI USAHA ASURANSI UMUM DAN REASURANSI SYARIAH TAHUN 2012  
 PREMIUM OF SHARIA GENERAL INSURANCE AND REINSURANCE BUSINESS IN 2012

Lim Usaha : Penjaminan  
 Line of Business : Suretyship

Dalam Jutaan Rupiah  
 In Million Rupiah

NO	NAMA PERUSAHAAN NAME OF COMPANY	POS LANGSUNG DIRECT BUSINESS	SURANSI DAN KOMISI/REINSURANCE AND COMMISSION						OUTWARD			CADANGAN PREMI PREMIUM RESERVE			PENDAPATAN PREMI INCOME PREMIUM		
			KOMISI COMMISSION		INWARD		DALAM NEGERI DOMESTIC		ABROAD		ASEAN		LAINNYA OTHERS			PREMI NETTO NET PREMIUM	
(1)	(2)	(3)	(4)	(5)	(6)	(7)	(8)	(9)	(10)	(11)	(12)	(13)	(14)	(15)	(16)		
SWASTA NASIONAL / PRIVATE :																	
1	PT Asuransi Adira Dinamika	0.0	0.0	0.0	0.0	0.0	0.0	0.0	0.0	0.0	0.0	0.0	0.0	0.0	0.0		
2	PT Asuransi Astra Buana	0.0	0.0	0.0	0.0	0.0	0.0	0.0	0.0	0.0	0.0	0.0	0.0	0.0	0.0		
3	PT Asuransi Bangun Askrida	0.0	0.0	0.0	0.0	0.0	0.0	0.0	0.0	0.0	0.0	0.0	0.0	0.0	0.0		
4	PT Asuransi Bihang Tbk.	0.0	0.0	0.0	0.0	0.0	0.0	0.0	0.0	0.0	0.0	0.0	0.0	0.0	0.0		
5	PT Asuransi Bintang Segitiga Atamakmur	0.0	0.0	0.0	0.0	0.0	0.0	0.0	0.0	0.0	0.0	0.0	0.0	0.0	0.0		
6	PT Asuransi Umum Bumiputera Muda 1987	0.0	0.0	0.0	0.0	0.0	0.0	0.0	0.0	0.0	0.0	0.0	0.0	0.0	0.0		
7	PT Asuransi Central Asia	0.0	0.0	0.0	0.0	0.0	0.0	0.0	0.0	0.0	0.0	0.0	0.0	0.0	0.0		
8	PT Asuransi Ekspor Indonesia (Penero)	0.0	0.0	0.0	0.0	0.0	0.0	0.0	0.0	0.0	0.0	0.0	0.0	0.0	0.0		
9	PT Asuransi Jasa Indonesia (Persero)	0.0	0.0	0.0	0.0	0.0	0.0	0.0	0.0	0.0	0.0	0.0	0.0	0.0	0.0		
10	PT Asuransi Jasa Raharja Pulana	0.0	0.0	0.0	0.0	0.0	0.0	0.0	0.0	0.0	0.0	0.0	0.0	0.0	0.0		
11	PT Jaya Proteksi Takatuli	0.0	0.0	0.0	0.0	0.0	0.0	0.0	0.0	0.0	0.0	0.0	0.0	0.0	0.0		
12	PT Asuransi Umum Mega	0.0	0.0	0.0	0.0	0.0	0.0	0.0	0.0	0.0	0.0	0.0	0.0	0.0	0.0		
13	PT Asuransi Parclamas	0.0	0.0	0.0	0.0	0.0	0.0	0.0	0.0	0.0	0.0	0.0	0.0	0.0	0.0		
14	PT Asuransi Rejaya Tbk.	0.0	0.0	0.0	0.0	0.0	0.0	0.0	0.0	0.0	0.0	0.0	0.0	0.0	0.0		
15	PT Asuransi Sinar Mas	0.0	0.0	0.0	0.0	0.0	0.0	0.0	0.0	0.0	0.0	0.0	0.0	0.0	0.0		
16	PT Asuransi Sico Mandiri	0.0	0.0	0.0	0.0	0.0	0.0	0.0	0.0	0.0	0.0	0.0	0.0	0.0	0.0		
17	PT Asuransi Takatuli Umum	0.0	0.0	0.0	0.0	0.0	0.0	0.0	0.0	0.0	0.0	0.0	0.0	0.0	0.0		
18	PT Asuransi Tri Pakarta	0.0	0.0	0.0	0.0	0.0	0.0	0.0	0.0	0.0	0.0	0.0	0.0	0.0	0.0		
19	PT Tujuh Pratama Indonesia	0.0	0.0	0.0	0.0	0.0	0.0	0.0	0.0	0.0	0.0	0.0	0.0	0.0	0.0		
<b>JUMLAH/ SUB TOTAL</b>			<b>0.0</b>	<b>0.0</b>	<b>0.0</b>	<b>0.0</b>	<b>0.0</b>	<b>0.0</b>	<b>0.0</b>	<b>0.0</b>	<b>0.0</b>	<b>0.0</b>	<b>0.0</b>	<b>0.0</b>	<b>0.0</b>		
PATUNGAN / JOINT VENTURE :																	
1	PT Asuransi Allianz Utama Indonesia	0.0	0.0	0.0	0.0	0.0	0.0	0.0	0.0	0.0	0.0	0.0	0.0	0.0	0.0		
2	PT AIG Insurance Indonesia (dih PT Charis Insurance Indonesia)	0.0	0.0	0.0	0.0	0.0	0.0	0.0	0.0	0.0	0.0	0.0	0.0	0.0	0.0		
3	PT Asuransi Toko Marine Indonesia	0.0	0.0	0.0	0.0	0.0	0.0	0.0	0.0	0.0	0.0	0.0	0.0	0.0	0.0		
<b>JUMLAH/ SUB TOTAL</b>			<b>0.0</b>	<b>0.0</b>	<b>0.0</b>	<b>0.0</b>	<b>0.0</b>	<b>0.0</b>	<b>0.0</b>	<b>0.0</b>	<b>0.0</b>	<b>0.0</b>	<b>0.0</b>	<b>0.0</b>	<b>0.0</b>		
REASURANSI / REINSURANCE :																	
1	PT Reasuransi International Indonesia	0.0	0.0	0.0	0.0	0.0	0.0	0.0	0.0	0.0	0.0	0.0	0.0	0.0	0.0		
2	PT Maskapai Reasuransi Indonesia	0.0	0.0	0.0	0.0	0.0	0.0	0.0	0.0	0.0	0.0	0.0	0.0	0.0	0.0		
3	PT Reasuransi Nasional Indonesia	0.0	0.0	0.0	0.0	0.0	0.0	0.0	0.0	0.0	0.0	0.0	0.0	0.0	0.0		
<b>JUMLAH/ SUB TOTAL</b>			<b>0.0</b>	<b>0.0</b>	<b>0.0</b>	<b>0.0</b>	<b>0.0</b>	<b>0.0</b>	<b>0.0</b>	<b>0.0</b>	<b>0.0</b>	<b>0.0</b>	<b>0.0</b>	<b>0.0</b>	<b>0.0</b>		
<b>JUMLAH SELURUHNYA GRAND TOTAL</b>			<b>0.0</b>	<b>0.0</b>	<b>0.0</b>	<b>0.0</b>	<b>0.0</b>	<b>0.0</b>	<b>0.0</b>	<b>0.0</b>	<b>0.0</b>	<b>0.0</b>	<b>0.0</b>	<b>0.0</b>	<b>0.0</b>		

**KLAIM USAHA ASURANSI UMUM DAN REASURANSI TAHUN 2012**  
**CLAIMS OF GENERAL INSURANCE AND REINSURANCE BUSINESS IN 2012**

Unit Usaha : Seluruh Cabang  
 Line of Business : All Branch

Dalam Jutaan Rupiah  
 In Million Rupiah

NO	NAMA PERUSAHAAN NAME OF COMPANIES	POS LANGSUNG DIRECT BUSINESS	REASURANSI / REINSURANCE			OUTWARD			DALAM NEGERI DOMESTIC	DALAM NEGERI DOMESTIC	KAIM NETO NET CLAIMS	CADANGAN KLAIM CLAIMS RESERVE		BEBAN KLAIM CLAIMS INCURRED
			DALAM NEGERI DOMESTIC	ABROAD OTHERS	LAINNYA OTHERS	ASEAN ASEAN	ABROAD	TAHUN LALU PAST YEAR				TAHUN BERJALAN CURRENT YEAR		
(1)	(2)	(3)	(4)	(5)	(6)	(7)	(8)	(9)	(10)	(11)	(12)	(13)		
<b>SWASTA NASIONAL / PRIVATE :</b>														
1	PT Asuransi Adira Dinamika	0.0	0.0	0.0	0.0	0.0	0.0	0.0	0.0	0.0	0.0	0.0	0.0	
2	PT Asuransi Astra Buana	74,995.4	0.0	0.0	0.0	2,720.5	0.0	0.0	72,274.9	7,389.9	15,328.8	80,233.8	80,233.8	
3	PT Asuransi Bangun Askrida	12,879.2	5.4	0.0	0.0	4,448.5	119.9	0.0	8,316.4	37.7	0.0	8,278.7	8,278.7	
4	PT Asuransi Binaang Tbk.	39,198.6	0.0	0.0	0.0	0.0	0.0	0.0	39,198.6	738.8	516.5	38,976.4	38,976.4	
5	PT Asuransi Brngin Sejahtera Artamakmur	583.8	0.0	0.0	0.0	389.5	0.0	0.0	214.4	34.0	176.8	357.1	357.1	
6	PT Asuransi Umum Bumiputera Muda 1967	0.0	0.0	0.0	0.0	0.0	0.0	0.0	0.0	0.0	0.0	0.0	0.0	
7	PT Asuransi Central Asia	9,849.1	0.0	0.0	0.0	5,502.1	0.0	0.0	4,347.0	2,546.8	4,145.4	5,945.6	5,945.6	
8	PT Asuransi Ekspor Indonesia (Pensero)	0.0	0.0	0.0	0.0	0.0	0.0	0.0	0.0	0.0	0.0	0.0	0.0	
9	PT Asuransi Jasa Indonesia (Pensero)	0.0	0.0	0.0	0.0	0.0	0.0	0.0	0.0	0.0	0.0	0.0	0.0	
10	PT Asuransi Jasa Raharja Pulera	0.0	0.0	0.0	0.0	0.0	0.0	0.0	0.0	0.0	0.0	0.0	0.0	
11	PT Jaya Proteksi Takaful	12,060.6	0.0	0.0	0.0	1,946.9	2,019.5	0.0	8,094.2	4,095.2	7,024.9	11,023.9	11,023.9	
12	PT Asuransi Umum Mega	7,252.1	0.0	0.0	0.0	1,424.4	0.0	0.0	5,827.7	1,145.2	2,668.0	7,350.5	7,350.5	
13	PT Asuransi Parolamas	0.0	0.0	0.0	0.0	0.0	0.0	0.0	0.0	0.0	0.0	0.0	0.0	
14	PT Asuransi Remayena Tbk.	0.0	0.0	0.0	0.0	0.0	0.0	0.0	0.0	0.0	0.0	0.0	0.0	
15	PT Asuransi Sinar Mas	8,761.6	0.0	0.0	0.0	313.1	0.0	0.0	8,448.5	3,253.4	3,978.7	9,173.8	9,173.8	
16	PT Asuransi Sico Mandiri	0.0	0.0	0.0	0.0	0.0	0.0	0.0	0.0	0.0	0.0	0.0	0.0	
17	PT Asuransi Takaful Umum	56,988.0	0.0	0.0	0.0	7,231.5	2,334.3	0.0	46,422.3	24,621.5	24,112.9	45,913.7	45,913.7	
18	PT Asuransi Tri Pakarta	11,921.0	4.0	0.0	0.0	5,873.0	344.0	0.0	5,708.0	1,328.0	6,043.0	10,423.0	10,423.0	
19	PT Tugu Pratama Indonesia	0.0	0.0	0.0	0.0	0.0	0.0	0.0	0.0	0.0	0.0	0.0	0.0	
<b>JUMLAH / SUB TOTAL</b>		<b>233,889.5</b>	<b>9.4</b>	<b>0.0</b>	<b>0.0</b>	<b>29,829.4</b>	<b>4,817.6</b>	<b>0.0</b>	<b>198,851.9</b>	<b>45,170.4</b>	<b>63,994.9</b>	<b>217,676.4</b>	<b>217,676.4</b>	
<b>PATUNGAN / JOINT VENTURE :</b>														
1	PT Asuransi Allianz Utama Indonesia	0.0	0.0	0.0	0.0	0.0	0.0	0.0	0.0	0.0	0.0	0.0	0.0	
2	PT AIG Insurance Indonesia (dih. PT Chentia Insurance Indonesia)	0.0	0.0	0.0	0.0	0.0	0.0	0.0	0.0	0.0	0.0	0.0	0.0	
3	PT Asuransi Tokio Marine Indonesia	10,005.9	0.0	0.0	0.0	71.3	0.0	0.0	9,934.6	3,744.3	1,775.4	7,965.7	7,965.7	
<b>JUMLAH / SUB TOTAL</b>		<b>10,005.9</b>	<b>0.0</b>	<b>0.0</b>	<b>0.0</b>	<b>71.3</b>	<b>0.0</b>	<b>0.0</b>	<b>9,934.6</b>	<b>3,744.3</b>	<b>1,775.4</b>	<b>7,965.7</b>	<b>7,965.7</b>	
<b>REASURANSI / REINSURANCE :</b>														
1	PT Reasuransi International Indonesia	0.0	96,055.7	372.1	0.0	0.0	8,448.9	0.0	87,976.9	19,085.8	20,930.6	89,823.6	89,823.6	
2	PT Masakapa Reasuransi Indonesia	0.0	17,328.4	1,533.2	0.0	872.5	1,730.5	0.0	16,258.6	2,872.5	2,368.7	15,754.9	15,754.9	
3	PT Reasuransi Nasional Indonesia	0.0	52,535.0	0.0	0.0	0.0	6,427.0	0.0	46,108.0	14,410.0	16,568.0	48,266.0	48,266.0	
<b>JUMLAH / SUB TOTAL</b>		<b>0.0</b>	<b>165,919.1</b>	<b>1,905.3</b>	<b>0.0</b>	<b>872.5</b>	<b>16,606.4</b>	<b>0.0</b>	<b>150,345.5</b>	<b>36,368.3</b>	<b>39,867.3</b>	<b>153,844.5</b>	<b>153,844.5</b>	
<b>JUMLAH SELURUHNYA</b>		<b>243,889.4</b>	<b>165,928.6</b>	<b>1,905.3</b>	<b>0.0</b>	<b>30,773.3</b>	<b>21,424.0</b>	<b>0.0</b>	<b>359,132.0</b>	<b>85,283.0</b>	<b>105,637.6</b>	<b>379,466.6</b>	<b>379,466.6</b>	
<b>GRAND TOTAL</b>														

Usaha Asuransi Umum dan Reasuransi Syariah  
 Sharia General Insurance and Reinsurance Business

TABEL : 4.7B.1 / TABLE : 4.7B.1

**KLAIM USAHA ASURANSI UMUM DAN REASURANSI TAHUN 2012**  
**CLAIMS OF GENERAL INSURANCE AND REINSURANCE BUSINESS IN 2012**

Lini Usaha : Harta Benda  
 Line of Business : Property

Dalam Jutaan Rupiah  
 In Million Rupiah

NO	NAMA PERUSAHAAN NAME OF COMPANIES	POS LANGSUNG DIRECT BUSINESS		REASURANSI / REINSURANCE			OUTWARD		KLAIM NETO NET CLAIMS	CADANGAN KLAIM CLAIMS RESERVE		BEBAN KLAIM INCURRED CLAIMS
		DALAM NEGERI DOMESTIC	DALAM NEGERI DOMESTIC	DALAM NEGERI DOMESTIC	ABROAD	ABROAD	ASEAN	ASEAN		TAHUN LALU PAST YEAR	TAHUN BERJALAN CURRENT YEAR	
(1)	(2)	(3)	(4)	(5)	(6)	(7)	(8)	(9)	(10)	(11)	(12)	(13)
<b>SWASTA NASIONAL / PRIVATE :</b>												
1	PT Asuransi Adira Dinamika	0,0	0,0	0,0	0,0	0,0	0,0	0,0	0,0	0,0	0,0	0,0
2	PT Asuransi Asira Buana	45,0	0,0	0,0	0,0	0,0	0,0	0,0	45,0	8,3	22,0	58,8
3	PT Asuransi Bangun Askrida	1.754,6	4,2	0,0	0,0	960,1	106,7	0,0	692,1	0,0	0,0	692,1
4	PT Asuransi Bintang Tbk.	15,4	0,0	0,0	0,0	0,0	0,0	0,0	15,4	0,0	0,0	15,4
5	PT Asuransi Briginj Sejahtera Arternakmur	95,5	0,0	0,0	0,0	60,5	0,0	0,0	35,1	5,6	28,9	58,5
6	PT Asuransi Umum Bumpulera Muda 1967	0,0	0,0	0,0	0,0	0,0	0,0	0,0	0,0	0,0	0,0	0,0
7	PT Asuransi Central Asia	528,5	0,0	0,0	0,0	417,4	0,0	0,0	111,1	91,5	8,6	28,3
8	PT Asuransi Ekspor Indonesia (Persero)	0,0	0,0	0,0	0,0	0,0	0,0	0,0	0,0	0,0	0,0	0,0
9	PT Asuransi Jasa Indonesia (Persero)	0,0	0,0	0,0	0,0	0,0	0,0	0,0	0,0	0,0	0,0	0,0
10	PT Asuransi Jasa Raharja Putera	0,0	0,0	0,0	0,0	0,0	0,0	0,0	0,0	0,0	0,0	0,0
11	PT Jaya Proteksi Takatul	80,0	0,0	0,0	0,0	5,9	31,9	0,0	42,2	28,0	89,0	103,2
12	PT Asuransi Umum Mega	1.519,8	0,0	0,0	0,0	740,2	0,0	0,0	779,6	1,4	38,3	816,5
13	PT Asuransi Panobamas	0,0	0,0	0,0	0,0	0,0	0,0	0,0	0,0	0,0	0,0	0,0
14	PT Asuransi Ramayana Tbk.	0,0	0,0	0,0	0,0	0,0	0,0	0,0	0,0	0,0	0,0	0,0
15	PT Asuransi Sinar Mas	301,2	0,0	0,0	0,0	0,0	0,0	0,0	301,2	8,1	172,7	465,7
16	PT Asuransi Sico Mandiri	0,0	0,0	0,0	0,0	0,0	0,0	0,0	0,0	0,0	0,0	0,0
17	PT Asuransi Takatul Umum	11.386,1	0,0	0,0	0,0	4.447,6	1.932,1	0,0	5.006,4	4.628,0	5.514,6	5.693,0
18	PT Asuransi Tri Pakarta	990,0	0,0	0,0	0,0	693,0	131,0	0,0	166,0	16,0	298,0	408,0
19	PT Tugu Pratama Indonesia	0,0	0,0	0,0	0,0	0,0	0,0	0,0	0,0	0,0	0,0	0,0
<b>JUMLAH / SUB TOTAL</b>		<b>16.716,1</b>	<b>4,2</b>	<b>0,0</b>	<b>0,0</b>	<b>7.324,6</b>	<b>2.201,7</b>	<b>0,0</b>	<b>7.194,0</b>	<b>4.786,8</b>	<b>6.132,1</b>	<b>8.539,3</b>
<b>PATUNGAN / JOINT VENTURE :</b>												
1	PT Asuransi Allianz Utama Indonesia	0,0	0,0	0,0	0,0	0,0	0,0	0,0	0,0	0,0	0,0	0,0
2	PT AIG Insurance Indonesia (dih PT Charis Insurance Indonesia)	0,0	0,0	0,0	0,0	0,0	0,0	0,0	0,0	0,0	0,0	0,0
3	PT Asuransi Tokio Marine Indonesia	35,2	0,0	0,0	0,0	0,0	0,0	0,0	35,2	18,2	98,1	115,1
<b>JUMLAH / SUB TOTAL</b>		<b>35,2</b>	<b>0,0</b>	<b>0,0</b>	<b>0,0</b>	<b>0,0</b>	<b>0,0</b>	<b>0,0</b>	<b>35,2</b>	<b>18,2</b>	<b>98,1</b>	<b>115,1</b>
<b>REASURANSI / REINSURANCE :</b>												
1	PT Reasuransi Internasional Indonesia	0,0	1.704,2	372,1	0,0	0,0	385,1	0,0	1.691,3	4.678,1	8.174,0	5.187,2
2	PT Meskapal Reasuransi Indonesia	0,0	488,7	583,9	0,0	0,0	660,2	0,0	422,3	292,2	145,1	275,2
3	PT Reasuransi Nasional Indonesia	0,0	1.346,0	0,0	0,0	0,0	3.149,0	0,0	(1.803,0)	3.659,0	(1.610,0)	(1.610,0)
<b>JUMLAH / SUB TOTAL</b>		<b>0,0</b>	<b>3.538,9</b>	<b>956,0</b>	<b>0,0</b>	<b>0,0</b>	<b>4.194,3</b>	<b>0,0</b>	<b>310,6</b>	<b>8.636,3</b>	<b>11.978,1</b>	<b>3.652,5</b>
<b>JUMLAH SELURUHNYA</b>		<b>16.751,3</b>	<b>3.543,1</b>	<b>965,9</b>	<b>0,0</b>	<b>7.324,6</b>	<b>6.396,0</b>	<b>0,0</b>	<b>7.539,7</b>	<b>13.441,3</b>	<b>18.208,3</b>	<b>12.306,8</b>
<b>GRAND TOTAL</b>												

**KLAIM USAHA ASURANSI UMUM DAN REASURANSI TAHUN 2012**  
**CLAIMS OF GENERAL INSURANCE AND REINSURANCE BUSINESS IN 2012**

Linii Usaha : Kendaraan Bermotor  
 Line of Business : Motor Vehicle

Dalam Jutaan Rupiah  
 In Million Rupiah

NO	NAMA PERUSAHAAN NAME OF COMPANIES	POS LANGSUNG DIRECT BUSINESS	REASURANSI/ REINSURANCE			OUTWARD			DALAM NEGERI DOMESTIC	REASURANSI/ REINSURANCE	KADANGAN KLAIM CLAIMS RESERVE			KADANGAN KLAIM CLAIMS RESERVE	KADANGAN KLAIM CLAIMS RESERVE
			DALAM NEGERI DOMESTIC	ABROAD	LAINNYA OTHERS	ASEAN	ASEAN	ABROAD			TAHUN LALU PAST YEAR	TAHUN BERJALAN CURRENT YEAR	TAHUN BERJALAN CURRENT YEAR		
(1)	(2)	(3)	(4)	(5)	(6)	(7)	(8)	(9)	(10)	(11)	(12)	(13)	(14)	(15)	(16)
SWASTA NASIONAL / PRIVATE :															
1	PT Asuransi Adira Dinamika	0.0	0.0	0.0	0.0	0.0	0.0	0.0	0.0	0.0	0.0	0.0	0.0	0.0	0.0
2	PT Asuransi Astra Buana	74,032.0	0.0	0.0	0.0	2,012.9	0.0	0.0	72,019.1	7,361.6	15,266.8	79,926.3	288.2	0.0	0.0
3	PT Asuransi Bangun Askrida	400.0	0.0	0.0	0.0	118.6	13.2	0.0	288.2	0.0	0.0	0.0	0.0	0.0	0.0
4	PT Asuransi Bintang Tbk.	37,040.9	0.0	0.0	0.0	0.0	0.0	0.0	37,040.9	286.2	458.7	37,213.4	297.2	0.0	0.0
5	PT Asuransi Bhing Sejahtera Antamektur	485.9	0.0	0.0	0.0	307.5	0.0	0.0	178.4	28.3	147.1	297.2	0.0	0.0	0.0
6	PT Asuransi Umum Bumiputera Muda 1967	4,604.3	0.0	0.0	0.0	1,068.0	0.0	0.0	3,536.3	2,171.2	3,668.0	5,032.2	0.0	0.0	0.0
7	PT Asuransi Central Asia	0.0	0.0	0.0	0.0	0.0	0.0	0.0	0.0	0.0	0.0	0.0	0.0	0.0	0.0
8	PT Asuransi Ekspor Indonesia (Persero)	0.0	0.0	0.0	0.0	0.0	0.0	0.0	0.0	0.0	0.0	0.0	0.0	0.0	0.0
9	PT Asuransi Jasa Indonesia (Persero)	0.0	0.0	0.0	0.0	0.0	0.0	0.0	0.0	0.0	0.0	0.0	0.0	0.0	0.0
10	PT Asuransi Jasa Raharja Pulera	0.0	0.0	0.0	0.0	0.0	0.0	0.0	0.0	0.0	0.0	0.0	0.0	0.0	0.0
11	PT Jaya Proteksi Takatul	6,281.9	0.0	0.0	0.0	446.6	0.0	0.0	5,835.2	2,956.7	5,334.4	8,213.0	0.0	0.0	0.0
12	PT Asuransi Umum Mega	4,816.4	0.0	0.0	0.0	624.0	0.0	0.0	4,192.4	221.0	1,770.5	5,742.0	0.0	0.0	0.0
13	PT Asuransi Parolamas	0.0	0.0	0.0	0.0	0.0	0.0	0.0	0.0	0.0	0.0	0.0	0.0	0.0	0.0
14	PT Asuransi Ramayana Tbk.	0.0	0.0	0.0	0.0	0.0	0.0	0.0	0.0	0.0	0.0	0.0	0.0	0.0	0.0
15	PT Asuransi Sinar Mas	7,750.6	0.0	0.0	0.0	0.0	0.0	0.0	7,750.6	2,340.1	3,078.9	8,489.4	0.0	0.0	0.0
16	PT Asuransi Staco Mandiri	0.0	0.0	0.0	0.0	0.0	0.0	0.0	0.0	0.0	0.0	0.0	0.0	0.0	0.0
17	PT Asuransi Takatul Umum	35,571.3	0.0	0.0	0.0	1,418.5	218.0	0.0	33,934.9	12,163.7	9,651.1	31,422.3	0.0	0.0	0.0
18	PT Asuransi Tri Pakarta	8,914.0	4.0	0.0	0.0	3,875.0	162.0	0.0	4,881.0	1,770.0	5,727.0	9,431.0	0.0	0.0	0.0
19	PT Tugu Pratama Indonesia	0.0	0.0	0.0	0.0	0.0	0.0	0.0	0.0	0.0	0.0	0.0	0.0	0.0	0.0
<b>JUMLAH/ SUB TOTAL</b>		<b>179,897.3</b>	<b>4.0</b>	<b>0.0</b>	<b>0.0</b>	<b>9,872.1</b>	<b>393.2</b>	<b>0.0</b>	<b>169,636.1</b>	<b>28,705.8</b>	<b>45,104.5</b>	<b>186,034.8</b>			
PATUNGAN / JOINT VENTURE :															
1	PT Asuransi Allianz Utama Indonesia	0.0	0.0	0.0	0.0	0.0	0.0	0.0	0.0	0.0	0.0	0.0	0.0	0.0	0.0
2	PT AIG Insurance Indonesia (dih PT Chartis Insurance Indonesia)	0.0	0.0	0.0	0.0	0.0	0.0	0.0	0.0	0.0	0.0	0.0	0.0	0.0	0.0
3	PT Asuransi Tokio Marine Indonesia	9,412.2	0.0	0.0	0.0	71.3	0.0	0.0	9,340.9	2,743.3	1,178.2	7,775.9	0.0	0.0	0.0
<b>JUMLAH/ SUB TOTAL</b>		<b>9,412.2</b>	<b>0.0</b>	<b>0.0</b>	<b>0.0</b>	<b>71.3</b>	<b>0.0</b>	<b>0.0</b>	<b>9,340.9</b>	<b>2,743.3</b>	<b>1,178.2</b>	<b>7,775.9</b>			
REASURANSI/ REINSURANCE :															
1	PT Reasuransi Internasional Indonesia	0.0	6,132.1	0.0	0.0	0.0	508.4	0.0	5,623.8	1,344.9	1,120.8	5,399.7	0.0	0.0	0.0
2	PT Maskapai Reasuransi Indonesia	0.0	1,323.8	281.8	0.0	0.0	0.0	0.0	1,605.6	96.7	101.4	1,610.2	0.0	0.0	0.0
3	PT Reasuransi Nasional Indonesia	0.0	3,470.0	0.0	0.0	0.0	0.0	0.0	3,470.0	1,977.0	2,290.0	3,783.0	0.0	0.0	0.0
<b>JUMLAH/ SUB TOTAL</b>		<b>0.0</b>	<b>10,925.9</b>	<b>281.8</b>	<b>0.0</b>	<b>0.0</b>	<b>508.4</b>	<b>0.0</b>	<b>10,699.3</b>	<b>3,418.6</b>	<b>3,512.2</b>	<b>10,792.9</b>			
<b>JUMLAH SELURUHNYA</b>		<b>189,309.6</b>	<b>10,929.9</b>	<b>281.8</b>	<b>0.0</b>	<b>9,943.4</b>	<b>901.5</b>	<b>0.0</b>	<b>189,676.3</b>	<b>34,867.6</b>	<b>49,795.0</b>	<b>204,603.6</b>			
<b>GRAND TOTAL</b>															

Usaha Asuransi Umum dan Reasuransi Syariah  
 Sharia General Insurance and Reinsurance Business  
 TABEL : 4.7B.3 / TABLE : 4.7B.3  
**KLAIM USAHA ASURANSI UMUM DAN REASURANSI TAHUN 2012**  
**CLAIMS OF GENERAL INSURANCE AND REINSURANCE BUSINESS IN 2012**

Lini Usaha : Penangkutan  
 Line of Business : Marine Cargo

Dalam Jutaan Rupiah  
 In Million Rupiah

NO	NAMA PERUSAHAAN NAME OF COMPANIES	POS LANGSUNG DIRECT BUSINESS	REASURANSI / REINSURANCE			OUTWARD			DALAM NEGERI DOMESTIC	DALAM NEGERI DOMESTIC	KADANGAN KLAIM CLAIMS RESERVE TAHUN BERJALAN CURRENT YEAR	KLAIM NETO NET CLAIMS	BEBAN KLAIM CLAIMS INCURRED
			DALAM NEGERI DOMESTIC	ABROAD	LAINNYA OTHERS	ASEAN	ASEAN	ABROAD					
(1)	(2)	(3)	(4)	(5)	(6)	(7)	(8)	(9)	(10)	(11)	(12)	(13)	
SWASTA NASIONAL / PRIVATE :													
1	PT Asuransi Adia Dinamika	0.0	0.0	0.0	0.0	0.0	0.0	0.0	0.0	0.0	0.0	0.0	
2	PT Asuransi Astra Buana	8.0	0.0	0.0	0.0	0.0	0.0	0.0	0.0	0.0	8.0	8.0	
3	PT Asuransi Bangun Askrida	0.0	0.0	0.0	0.0	0.0	0.0	0.0	0.0	0.0	0.0	0.0	
4	PT Asuransi Bintang Tbk.	0.0	0.0	0.0	0.0	0.0	0.0	0.0	0.0	0.0	0.0	0.0	
5	PT Asuransi Bintang Sejahtera Adatamakmur	0.0	0.0	0.0	0.0	0.0	0.0	0.0	0.0	0.0	0.0	0.0	
6	PT Asuransi Umum Bumputera Muda 1967	0.0	0.0	0.0	0.0	0.0	0.0	0.0	0.0	0.0	0.0	0.0	
7	PT Asuransi Central Asia	0.0	0.0	0.0	0.0	0.0	0.0	0.0	0.0	0.0	0.0	0.0	
8	PT Asuransi Elspor Indonesia (Persero)	0.0	0.0	0.0	0.0	0.0	0.0	0.0	0.0	0.0	0.0	0.0	
9	PT Asuransi Jasa Indonesia (Persero)	0.0	0.0	0.0	0.0	0.0	0.0	0.0	0.0	0.0	0.0	0.0	
10	PT Asuransi Jasa Rahajaya Putera	0.0	0.0	0.0	0.0	0.0	0.0	0.0	0.0	0.0	0.0	0.0	
11	PT Jaya Proteksi Takatuli	0.0	0.0	0.0	0.0	0.0	0.0	0.0	0.0	0.0	0.0	0.0	
12	PT Asuransi Umum Mega	2.7	0.0	0.0	0.0	0.0	0.0	0.0	0.0	0.0	2.7	2.7	
13	PT Asuransi Farolamas	0.0	0.0	0.0	0.0	0.0	0.0	0.0	0.0	0.0	0.0	0.0	
14	PT Asuransi Rameyate Tbk.	0.0	0.0	0.0	0.0	0.0	0.0	0.0	0.0	0.0	0.0	0.0	
15	PT Asuransi Sinar Mas	0.0	0.0	0.0	0.0	0.0	0.0	0.0	0.0	0.0	0.0	1.0	
16	PT Asuransi Sibco Mandiri	0.0	0.0	0.0	0.0	0.0	0.0	0.0	0.0	0.0	0.0	0.0	
17	PT Asuransi Takatuli Umum	1.522.2	0.0	0.0	0.0	(44.2)	(364.0)	0.0	0.0	1.960.4	1.579.3	1.953.9	
18	PT Asuransi Tri Pakarta	0.0	0.0	0.0	0.0	0.0	0.0	0.0	0.0	0.0	0.0	1.0	
19	PT Tugu Pratama Indonesia	0.0	0.0	0.0	0.0	0.0	0.0	0.0	0.0	0.0	0.0	0.0	
<b>JUMLAH / SUB-TOTAL</b>		<b>1.562.9</b>	<b>0.0</b>	<b>0.0</b>	<b>0.0</b>	<b>(44.2)</b>	<b>(364.0)</b>	<b>0.0</b>	<b>0.0</b>	<b>1.971.0</b>	<b>1,579.3</b>	<b>1,955.9</b>	
PATUNGAN / JOINT VENTURE :													
1	PT Asuransi Allianz Utama Indonesia	0.0	0.0	0.0	0.0	0.0	0.0	0.0	0.0	0.0	0.0	0.0	
2	PT AIG Insurance Indonesia (d/h PT Charitas Insurance Indonesia)	0.0	0.0	0.0	0.0	0.0	0.0	0.0	0.0	0.0	0.0	0.0	
3	PT Asuransi Toko Marine Indonesia	540.5	0.0	0.0	0.0	0.0	0.0	0.0	0.0	540.5	922.9	498.1	
<b>JUMLAH / SUB-TOTAL</b>		<b>540.5</b>	<b>0.0</b>	<b>0.0</b>	<b>0.0</b>	<b>0.0</b>	<b>0.0</b>	<b>0.0</b>	<b>0.0</b>	<b>540.5</b>	<b>922.9</b>	<b>498.1</b>	
REASURANSI / REINSURANCE :													
1	PT Reasuransi Internasional Indonesia	0.0	1,270.9	0.0	0.0	0.0	186.3	0.0	0.0	1,084.6	867.6	573.4	
2	PT Maskepati Reasuransi Indonesia	0.0	80.6	511.8	0.0	0.0	489.1	0.0	0.0	123.3	245.9	76.7	
3	PT Reasuransi Nasional Indonesia	0.0	3,155.0	0.0	0.0	0.0	2,157.0	0.0	0.0	998.0	1,172.0	579.0	
<b>JUMLAH / SUB-TOTAL</b>		<b>0.0</b>	<b>4,506.4</b>	<b>511.8</b>	<b>0.0</b>	<b>0.0</b>	<b>2,812.4</b>	<b>0.0</b>	<b>0.0</b>	<b>2,205.8</b>	<b>2,285.5</b>	<b>1,229.1</b>	
<b>JUMLAH SELURUHNYA</b>		<b>2,103.4</b>	<b>4,506.4</b>	<b>511.8</b>	<b>0.0</b>	<b>(44.2)</b>	<b>2,448.5</b>	<b>0.0</b>	<b>0.0</b>	<b>4,717.4</b>	<b>4,787.7</b>	<b>3,684.0</b>	
<b>GRAND TOTAL</b>												<b>3,613.7</b>	

Usaha Asuransi Umum dan Reasuransi Syariah  
 Sharia General Insurance and Reinsurance Business  
 TABEL : 4.7B.4 / TABLE : 4.7B.4  
**KLAIM USAHA ASURANSI UMUM DAN REASURANSI TAHUN 2012**  
**CLAIMS OF GENERAL INSURANCE AND REINSURANCE BUSINESS IN 2012**

Unit Usaha : Rangka Kapal  
 Line of Business : Marine Hull

Dalam Jutaan Rupiah  
 In Million Rupiah

NO	NAMA PERUSAHAAN NAME OF COMPANIES	POS LANGSUNG DIRECT BUSINESS		REASURANSI/REINSURANCE				KADANGAN KLAIM CLAIMS RESERVE		KELIM NETTO NET CLAIMS	BEBAN KLAIM CLAIMS INCURRED	
		(3)	(4)	(5)	(6)	(7)	(8)	(9)	(10)		(11)	(12)
		DALAM NEGERI DOMESTIC	DALAM NEGERI DOMESTIC	INWARD ASEAN ASEAN	ABROAD LAINNYA OTHERS	DALAM NEGERI DOMESTIC	ABROAD ASEAN ASEAN	ABROAD LAINNYA OTHERS	TAHUN LALU PAST YEAR	TAHUN BERJALAN CURRENT YEAR	TAHUN LALU PAST YEAR	TAHUN BERJALAN CURRENT YEAR
SWASTA NASIONAL / PRIVATE :												
1	PT Asuransi Adira Dinamika	0.0	0.0	0.0	0.0	0.0	0.0	0.0	0.0	0.0	0.0	0.0
2	PT Asuransi Asira Buana	0.0	0.0	0.0	0.0	0.0	0.0	0.0	0.0	0.0	0.0	38.0
3	PT Asuransi Bangun Askrida	0.0	0.0	0.0	0.0	0.0	0.0	0.0	0.0	0.0	0.0	0.0
4	PT Asuransi Bintang Tbk.	0.0	0.0	0.0	0.0	0.0	0.0	0.0	0.0	0.0	0.0	0.0
5	PT Asuransi Brigrin Sejahtera Adatamakmur	0.0	0.0	0.0	0.0	0.0	0.0	0.0	0.0	0.0	0.0	0.0
6	PT Asuransi Umum Bumpitera Muda 1967	0.0	0.0	0.0	0.0	0.0	0.0	0.0	0.0	0.0	0.0	0.0
7	PT Asuransi Central Asia	888.0	0.0	0.0	0.0	849.9	0.0	0.0	18.1	122.0	0.0	0.0
8	PT Asuransi Ekspor Indonesia (Pensero)	0.0	0.0	0.0	0.0	0.0	0.0	0.0	0.0	0.0	0.0	0.0
9	PT Asuransi Jasa Indonesia (Pensero)	0.0	0.0	0.0	0.0	0.0	0.0	0.0	0.0	0.0	0.0	0.0
10	PT Asuransi Jasa Raharja Pulera	0.0	0.0	0.0	0.0	0.0	0.0	0.0	0.0	0.0	0.0	0.0
11	PT Jaya Proteksi Takatuli	0.0	0.0	0.0	0.0	0.0	0.0	0.0	0.0	0.0	0.0	0.0
12	PT Asuransi Umum Mega	0.0	0.0	0.0	0.0	0.0	0.0	0.0	0.0	0.0	0.0	0.0
13	PT Asuransi Parolamas	0.0	0.0	0.0	0.0	0.0	0.0	0.0	0.0	0.0	0.0	0.0
14	PT Asuransi Ramayana Tbk.	0.0	0.0	0.0	0.0	0.0	0.0	0.0	0.0	0.0	0.0	0.0
15	PT Asuransi Sinar Mas	4.0	0.0	0.0	0.0	0.0	0.0	0.0	4.0	0.0	0.0	4.0
16	PT Asuransi Slaco Mandiri	0.0	0.0	0.0	0.0	0.0	0.0	0.0	0.0	0.0	0.0	0.0
17	PT Asuransi Takatuli Umum	1,117.4	0.0	0.0	0.0	289.8	105.9	0.0	721.8	737.7	978.5	962.6
18	PT Asuransi Tri Pakarta	0.0	0.0	0.0	0.0	0.0	0.0	0.0	0.0	0.0	0.0	0.0
19	PT Tugu Pratama Indonesia	0.0	0.0	0.0	0.0	0.0	0.0	0.0	0.0	0.0	0.0	0.0
<b>JUMLAH/SUB TOTAL</b>		<b>1,989.3</b>	<b>0.0</b>	<b>0.0</b>	<b>0.0</b>	<b>1,139.6</b>	<b>105.9</b>	<b>0.0</b>	<b>743.8</b>	<b>859.7</b>	<b>1,016.5</b>	<b>900.6</b>
PATUNGAN / JOINT VENTURE :												
1	PT Asuransi Allianz Utama Indonesia	0.0	0.0	0.0	0.0	0.0	0.0	0.0	0.0	0.0	0.0	0.0
2	PT AIG Insurance Indonesia (dih PT Cherif Insurance Indonesia)	0.0	0.0	0.0	0.0	0.0	0.0	0.0	0.0	0.0	0.0	0.0
3	PT Asuransi Tokio Marine Indonesia	0.0	0.0	0.0	0.0	0.0	0.0	0.0	0.0	0.0	0.0	0.0
<b>JUMLAH/SUB TOTAL</b>		<b>0.0</b>	<b>0.0</b>	<b>0.0</b>	<b>0.0</b>	<b>0.0</b>	<b>0.0</b>	<b>0.0</b>	<b>0.0</b>	<b>0.0</b>	<b>0.0</b>	<b>0.0</b>
REASURANSI/REINSURANCE :												
1	PT Reasuransi International Indonesia	0.0	958.8	0.0	0.0	0.0	0.6	0.0	196.2	41.6	869.4	1,025.9
2	PT Maskapai Reasuransi Indonesia	0.0	74.7	25.8	0.0	0.0	11.4	0.0	89.2	2.3	10.0	96.9
3	PT Reasuransi Nasional Indonesia	0.0	691.0	0.0	0.0	0.0	0.0	0.0	691.0	214.0	349.0	826.0
<b>JUMLAH/SUB TOTAL</b>		<b>0.0</b>	<b>964.5</b>	<b>25.8</b>	<b>0.0</b>	<b>0.0</b>	<b>12.0</b>	<b>0.0</b>	<b>978.3</b>	<b>257.9</b>	<b>1,228.4</b>	<b>1,948.8</b>
<b>JUMLAH SELURUNYA</b>		<b>1,989.3</b>	<b>964.5</b>	<b>25.8</b>	<b>0.0</b>	<b>1,139.6</b>	<b>117.9</b>	<b>0.0</b>	<b>1,722.2</b>	<b>1,117.6</b>	<b>2,244.8</b>	<b>2,849.4</b>
<b>GRAND TOTAL</b>												

Usaha Asuransi Umum dan Reasuransi Syariah  
 Sharia General Insurance and Reinsurance Business

TABEL : 4.7B / TABLE : 4.7B

**KLAIM USAHA ASURANSI UMUM DAN REASURANSI TAHUN 2012**

CLAIMS OF GENERAL INSURANCE AND REINSURANCE BUSINESS IN 2012

TABEL : 4.7B.5 / TABLE : 4.7B.5

Lint Usaha : Rangka Pesaawat

Line of Business : Aviation

Dalam Jutaan Rupiah  
 In Million Rupiah

(1)	(2)	POS LANGSUNG / REASURANSI / REINSURANCE			REASURANSI / REINSURANCE			KADANGAN KLAIM / CLAIMS RESERVE			(10)	(11)	(12)	(13)
		(3)	(4)	(5)	(6)	(7)	(8)	(9)	(1)	(2)				
NO	NAMA PERUSAHAAN / NAME OF COMPANIES	DALAM NEGERI / DOMESTIC	DALAM NEGERI / DOMESTIC	INWARD / ASEAN	ABROAD / ASEAN	DALAM NEGERI / DOMESTIC	ABROAD / ASEAN	DALAM NEGERI / DOMESTIC	ABROAD / ASEAN	KLAIM NETO / NET CLAIMS	TAHUN LALU / PAST YEAR	TAHUN BERJALAN / CURRENT YEAR	BEBAN KLAIM / CLAIMS INCURRED	
SWASTA NASIONAL / PRIVATE :														
1	PT Asuransi Adira Dinamika	0.0	0.0	0.0	0.0	0.0	0.0	0.0	0.0	0.0	0.0	0.0	0.0	
2	PT Asuransi Astra Buana	0.0	0.0	0.0	0.0	0.0	0.0	0.0	0.0	0.0	0.0	0.0	0.0	
3	PT Asuransi Bangun Askrida	0.0	0.0	0.0	0.0	0.0	0.0	0.0	0.0	0.0	0.0	0.0	0.0	
4	PT Asuransi Bintang Tbk.	0.0	0.0	0.0	0.0	0.0	0.0	0.0	0.0	0.0	0.0	0.0	0.0	
5	PT Asuransi Brighin Sejahtera Artaanamur	0.0	0.0	0.0	0.0	0.0	0.0	0.0	0.0	0.0	0.0	0.0	0.0	
6	PT Asuransi Umum Bumiputera Muda 1967	0.0	0.0	0.0	0.0	0.0	0.0	0.0	0.0	0.0	0.0	0.0	0.0	
7	PT Asuransi Central Asia	0.0	0.0	0.0	0.0	0.0	0.0	0.0	0.0	0.0	0.0	0.0	0.0	
8	PT Asuransi Ektapor Indonesia (Persero)	0.0	0.0	0.0	0.0	0.0	0.0	0.0	0.0	0.0	0.0	0.0	0.0	
9	PT Asuransi Jasa Indonesia (Persero)	0.0	0.0	0.0	0.0	0.0	0.0	0.0	0.0	0.0	0.0	0.0	0.0	
10	PT Asuransi Jasa Raharga Pulera	0.0	0.0	0.0	0.0	0.0	0.0	0.0	0.0	0.0	0.0	0.0	0.0	
11	PT Jaya Proteksi Taketul	0.0	0.0	0.0	0.0	0.0	0.0	0.0	0.0	0.0	0.0	0.0	0.0	
12	PT Asuransi Umum Mega	0.0	0.0	0.0	0.0	0.0	0.0	0.0	0.0	0.0	0.0	0.0	0.0	
13	PT Asuransi Parolamas	0.0	0.0	0.0	0.0	0.0	0.0	0.0	0.0	0.0	0.0	0.0	0.0	
14	PT Asuransi Ramayana Tbk.	0.0	0.0	0.0	0.0	0.0	0.0	0.0	0.0	0.0	0.0	0.0	0.0	
15	PT Asuransi Sinar Mas	0.0	0.0	0.0	0.0	0.0	0.0	0.0	0.0	0.0	0.0	0.0	0.0	
16	PT Asuransi Steco Mandiri	0.0	0.0	0.0	0.0	0.0	0.0	0.0	0.0	0.0	0.0	0.0	0.0	
17	PT Asuransi Taketul Umum	0.0	0.0	0.0	0.0	0.0	0.0	0.0	0.0	0.0	0.0	0.0	0.0	
18	PT Asuransi Tri Pakarta	0.0	0.0	0.0	0.0	0.0	0.0	0.0	0.0	0.0	0.0	0.0	0.0	
19	PT Tugu Pratama Indonesia	0.0	0.0	0.0	0.0	0.0	0.0	0.0	0.0	0.0	0.0	0.0	0.0	
<b>JUMLAH / SUB TOTAL</b>		<b>0.0</b>	<b>0.0</b>	<b>0.0</b>	<b>0.0</b>	<b>0.0</b>	<b>0.0</b>	<b>0.0</b>	<b>0.0</b>	<b>0.0</b>	<b>0.0</b>	<b>0.0</b>	<b>0.0</b>	
PATUNGAN / JOINT VENTURE :														
1	PT Asuransi Allianz Utama Indonesia	0.0	0.0	0.0	0.0	0.0	0.0	0.0	0.0	0.0	0.0	0.0	0.0	
2	PT AIG Insurance Indonesia (d/h PT Charis Insurance Indonesia)	0.0	0.0	0.0	0.0	0.0	0.0	0.0	0.0	0.0	0.0	0.0	0.0	
3	PT Asuransi Tokio Marine Indonesia	0.0	0.0	0.0	0.0	0.0	0.0	0.0	0.0	0.0	0.0	0.0	0.0	
<b>JUMLAH / SUB TOTAL</b>		<b>0.0</b>	<b>0.0</b>	<b>0.0</b>	<b>0.0</b>	<b>0.0</b>	<b>0.0</b>	<b>0.0</b>	<b>0.0</b>	<b>0.0</b>	<b>0.0</b>	<b>0.0</b>	<b>0.0</b>	
REASURANSI / REINSURANCE :														
1	PT Reasuransi Internasional Indonesia	0.0	0.0	0.0	0.0	0.0	0.0	0.0	0.0	0.0	0.0	0.0	0.0	
2	PT Maskapai Reasuransi Indonesia	0.0	0.0	0.0	0.0	0.0	0.0	0.0	0.0	0.0	0.0	0.0	0.0	
3	PT Reasuransi Nasional Indonesia	0.0	0.0	0.0	0.0	0.0	0.0	0.0	0.0	0.0	0.0	0.0	0.0	
<b>JUMLAH / SUB TOTAL</b>		<b>0.0</b>	<b>0.0</b>	<b>0.0</b>	<b>0.0</b>	<b>0.0</b>	<b>0.0</b>	<b>0.0</b>	<b>0.0</b>	<b>0.0</b>	<b>0.0</b>	<b>0.0</b>	<b>0.0</b>	
<b>JUMLAH SELURUHNYA / GRAND TOTAL</b>		<b>0.0</b>	<b>0.0</b>	<b>0.0</b>	<b>0.0</b>	<b>0.0</b>	<b>0.0</b>	<b>0.0</b>	<b>0.0</b>	<b>0.0</b>	<b>0.0</b>	<b>0.0</b>	<b>0.0</b>	

Usaha Asuransi Umum dan Reasuransi Syariah  
 Sharia General Insurance and Reinsurance Business  
 TABEL : 4.7B.6 / TABLE : 4.7B.6  
**KLAIM USAHA ASURANSI UMUM DAN REASURANSI TAHUN 2012**  
**CLAIMS OF GENERAL INSURANCE AND REINSURANCE BUSINESS IN 2012**

Linii Usaha : Satelit  
 Line of Business : Satellite

Dalam Jutaan Rupiah  
 In Million Rupiah

NO	NAMA PERUSAHAAN NAME OF COMPANIES	POS LANGSUNG DIRECT BUSINESS	REASURANSI/ REINSURANCE						CADANGAN KLAIM CLAIMS RESERVE			BEBAN KLAIM CLAIMS INCURRED
			DALAM NEGERI DOMESTIC	ABROAD	LAINNYA OTHERS	DALAM NEGERI DOMESTIC	ABROAD	LAINNYA OTHERS	TAHUN LALU PAST YEAR	TAHUN BERJALAN CURRENT YEAR	TAHUN BERJALAN CURRENT YEAR	
(1)	(2)	(3)	(4)	(5)	(6)	(7)	(8)	(9)	(10)	(11)	(12)	(13)
SWASTA NASIONAL / PRIVATE :												
1	PT Asuransi Adira Dinamika	0.0	0.0	0.0	0.0	0.0	0.0	0.0	0.0	0.0	0.0	0.0
2	PT Asuransi Astra Buana	0.0	0.0	0.0	0.0	0.0	0.0	0.0	0.0	0.0	0.0	0.0
3	PT Asuransi Bangun Askrada	0.0	0.0	0.0	0.0	0.0	0.0	0.0	0.0	0.0	0.0	0.0
4	PT Asuransi Bintang Tbk.	0.0	0.0	0.0	0.0	0.0	0.0	0.0	0.0	0.0	0.0	0.0
5	PT Asuransi Bhngin Sejahtera Artaekonomur	0.0	0.0	0.0	0.0	0.0	0.0	0.0	0.0	0.0	0.0	0.0
6	PT Asuransi Umum Bumiputera Muda 1967	0.0	0.0	0.0	0.0	0.0	0.0	0.0	0.0	0.0	0.0	0.0
7	PT Asuransi Central Asia	0.0	0.0	0.0	0.0	0.0	0.0	0.0	0.0	0.0	0.0	0.0
8	PT Asuransi Ekspor Indonesia (Persero)	0.0	0.0	0.0	0.0	0.0	0.0	0.0	0.0	0.0	0.0	0.0
9	PT Asuransi Jasa Indonesia (Persero)	0.0	0.0	0.0	0.0	0.0	0.0	0.0	0.0	0.0	0.0	0.0
10	PT Asuransi Jasa Raharja Pulera	0.0	0.0	0.0	0.0	0.0	0.0	0.0	0.0	0.0	0.0	0.0
11	PT Jaya Proteksi Takatul	0.0	0.0	0.0	0.0	0.0	0.0	0.0	0.0	0.0	0.0	0.0
12	PT Asuransi Umum Mega	0.0	0.0	0.0	0.0	0.0	0.0	0.0	0.0	0.0	0.0	0.0
13	PT Asuransi Parolamas	0.0	0.0	0.0	0.0	0.0	0.0	0.0	0.0	0.0	0.0	0.0
14	PT Asuransi Ramayana Tbk.	0.0	0.0	0.0	0.0	0.0	0.0	0.0	0.0	0.0	0.0	0.0
15	PT Asuransi Sinar Mas	0.0	0.0	0.0	0.0	0.0	0.0	0.0	0.0	0.0	0.0	0.0
16	PT Asuransi Staco Mandiri	0.0	0.0	0.0	0.0	0.0	0.0	0.0	0.0	0.0	0.0	0.0
17	PT Asuransi Takatul Umum	0.0	0.0	0.0	0.0	0.0	0.0	0.0	0.0	0.0	0.0	0.0
18	PT Asuransi Tri Pakarta	0.0	0.0	0.0	0.0	0.0	0.0	0.0	0.0	0.0	0.0	0.0
19	PT Tugu Pratama Indonesia	0.0	0.0	0.0	0.0	0.0	0.0	0.0	0.0	0.0	0.0	0.0
<b>JUMLAH/ SUB TOTAL</b>			0.0	0.0	0.0	0.0	0.0	0.0	0.0	0.0	0.0	0.0
PATUNGAN / JOINT VENTURE :												
1	PT Asuransi Allianz Utama Indonesia	0.0	0.0	0.0	0.0	0.0	0.0	0.0	0.0	0.0	0.0	0.0
2	PT AIG Insurance Indonesia (dih PT Chartis Insurance Indonesia)	0.0	0.0	0.0	0.0	0.0	0.0	0.0	0.0	0.0	0.0	0.0
3	PT Asuransi Tokio Marine Indonesia	0.0	0.0	0.0	0.0	0.0	0.0	0.0	0.0	0.0	0.0	0.0
<b>JUMLAH/ SUB TOTAL</b>			0.0	0.0	0.0	0.0	0.0	0.0	0.0	0.0	0.0	0.0
REASURANSI/ REINSURANCE :												
1	PT Reasuransi Internasional Indonesia	0.0	0.0	0.0	0.0	0.0	0.0	0.0	0.0	0.0	0.0	0.0
2	PT Maskapai Reasuransi Indonesia	0.0	0.0	0.0	0.0	0.0	0.0	0.0	0.0	0.0	0.0	0.0
3	PT Reasuransi Nasional Indonesia	0.0	0.0	0.0	0.0	0.0	0.0	0.0	0.0	0.0	0.0	0.0
<b>JUMLAH/ SUB TOTAL</b>			0.0	0.0	0.0	0.0	0.0	0.0	0.0	0.0	0.0	0.0
<b>JUMLAH SELURUHNYA</b>			0.0	0.0	0.0	0.0	0.0	0.0	0.0	0.0	0.0	0.0
<b>GRAND TOTAL</b>			0.0	0.0	0.0	0.0	0.0	0.0	0.0	0.0	0.0	0.0



Usaha Asuransi Umum dan Reasuransi Syariah  
 Sharia General Insurance and Reinsurance Business  
 TABLE : 4.7B.7 / TABLE : 4.7B.7  
**KLAIM USAHA ASURANSI UMUM DAN REASURANSI TAHUN 2012**  
**CLAIMS OF GENERAL INSURANCE AND REINSURANCE BUSINESS IN 2012**

Linti Usaha : Energi Darat  
 Line of Business : Energy On Shore

Dalam Jutaan Rupiah  
 In Million Rupiah

(1)	(2)	(3)	REASURANSI/ REINSURANCE						(10)	CADANGAN KLAIM		(13)
			POS LANGSUNG DIRECT BUSINESS		DALAM NEGERI DOMESTIC		ABROAD			KLAIM NETO NET CLAIMS	TAHUN LALU PAST YEAR	
NO	NAMA PERUSAHAAN NAME OF COMPANIES	(4)	INWARD		DALAM NEGERI DOMESTIC		ABROAD		(9)	(11)	(12)	(13)
			DALAM NEGERI DOMESTIC	ABROAD	DALAM NEGERI DOMESTIC	ABROAD	LAINNYA OTHERS	LAINNYA OTHERS				
SWASTA NASIONAL / PRIVATE :												
1	PT Asuransi Adira Dinamika	0.0	0.0	0.0	0.0	0.0	0.0	0.0	0.0	0.0	0.0	0.0
2	PT Asuransi Astra Buana	0.0	0.0	0.0	0.0	0.0	0.0	0.0	0.0	0.0	0.0	0.0
3	PT Asuransi Bangun Askrida	0.0	0.0	0.0	0.0	0.0	0.0	0.0	0.0	0.0	0.0	0.0
4	PT Asuransi Bintang Tbk.	0.0	0.0	0.0	0.0	0.0	0.0	0.0	0.0	0.0	0.0	0.0
5	PT Asuransi Brighin Sejahtera Artaanamur	0.0	0.0	0.0	0.0	0.0	0.0	0.0	0.0	0.0	0.0	0.0
6	PT Asuransi Umum Bumiputera Muda 1967	0.0	0.0	0.0	0.0	0.0	0.0	0.0	0.0	0.0	0.0	0.0
7	PT Asuransi Central Asia	0.0	0.0	0.0	0.0	0.0	0.0	0.0	0.0	0.0	0.0	0.0
8	PT Asuransi Ektapor Indonesia (Persero)	0.0	0.0	0.0	0.0	0.0	0.0	0.0	0.0	0.0	0.0	0.0
9	PT Asuransi Jasa Indonesia (Persero)	0.0	0.0	0.0	0.0	0.0	0.0	0.0	0.0	0.0	0.0	0.0
10	PT Asuransi Jasa Raharja Pulera	0.0	0.0	0.0	0.0	0.0	0.0	0.0	0.0	0.0	0.0	0.0
11	PT Jaya Proteksi Taketul	0.0	0.0	0.0	0.0	0.0	0.0	0.0	0.0	0.0	0.0	0.0
12	PT Asuransi Umum Mega	0.0	0.0	0.0	0.0	0.0	0.0	0.0	0.0	0.0	0.0	0.0
13	PT Asuransi Parolamas	0.0	0.0	0.0	0.0	0.0	0.0	0.0	0.0	0.0	0.0	0.0
14	PT Asuransi Ramayana Tbk.	0.0	0.0	0.0	0.0	0.0	0.0	0.0	0.0	0.0	0.0	0.0
15	PT Asuransi Sinar Mas	0.0	0.0	0.0	0.0	0.0	0.0	0.0	0.0	0.0	0.0	0.0
16	PT Asuransi Steco Mandiri	0.0	0.0	0.0	0.0	0.0	0.0	0.0	0.0	0.0	0.0	0.0
17	PT Asuransi Taketul Umum	0.0	0.0	0.0	0.0	0.0	0.0	0.0	0.0	0.0	0.0	0.0
18	PT Asuransi Tri Pakarta	0.0	0.0	0.0	0.0	0.0	0.0	0.0	0.0	0.0	0.0	0.0
19	PT Tugu Pratama Indonesia	0.0	0.0	0.0	0.0	0.0	0.0	0.0	0.0	0.0	0.0	0.0
<b>JUMLAH/ SUB TOTAL</b>		<b>0.0</b>	<b>0.0</b>	<b>0.0</b>	<b>0.0</b>	<b>0.0</b>	<b>0.0</b>	<b>0.0</b>	<b>0.0</b>	<b>0.0</b>	<b>0.0</b>	<b>0.0</b>
PATUNGAN / JOINT VENTURE :												
1	PT Asuransi Allianz Utama Indonesia	0.0	0.0	0.0	0.0	0.0	0.0	0.0	0.0	0.0	0.0	0.0
2	PT AIG Insurance Indonesia (d/h PT Charis Insurance Indonesia)	0.0	0.0	0.0	0.0	0.0	0.0	0.0	0.0	0.0	0.0	0.0
3	PT Asuransi Tokio Marine Indonesia	0.0	0.0	0.0	0.0	0.0	0.0	0.0	0.0	0.0	0.0	0.0
<b>JUMLAH/ SUB TOTAL</b>		<b>0.0</b>	<b>0.0</b>	<b>0.0</b>	<b>0.0</b>	<b>0.0</b>	<b>0.0</b>	<b>0.0</b>	<b>0.0</b>	<b>0.0</b>	<b>0.0</b>	<b>0.0</b>
REASURANSI/ REINSURANCE :												
1	PT Reasuransi Internasional Indonesia	0.0	0.0	0.0	0.0	0.0	0.0	0.0	0.0	0.0	0.0	0.0
2	PT Maskapai Reasuransi Indonesia	0.0	0.0	0.0	0.0	0.0	0.0	0.0	0.0	0.0	0.0	0.0
3	PT Reasuransi Nasional Indonesia	0.0	0.0	0.0	0.0	0.0	0.0	0.0	0.0	0.0	0.0	0.0
<b>JUMLAH/ SUB TOTAL</b>		<b>0.0</b>	<b>0.0</b>	<b>0.0</b>	<b>0.0</b>	<b>0.0</b>	<b>0.0</b>	<b>0.0</b>	<b>0.0</b>	<b>0.0</b>	<b>0.0</b>	<b>0.0</b>
<b>JUMLAH SELURUHNYA</b>		<b>0.0</b>	<b>0.0</b>	<b>0.0</b>	<b>0.0</b>	<b>0.0</b>	<b>0.0</b>	<b>0.0</b>	<b>0.0</b>	<b>0.0</b>	<b>0.0</b>	<b>0.0</b>
<b>GRAND TOTAL</b>		<b>0.0</b>	<b>0.0</b>	<b>0.0</b>	<b>0.0</b>	<b>0.0</b>	<b>0.0</b>	<b>0.0</b>	<b>0.0</b>	<b>0.0</b>	<b>0.0</b>	<b>0.0</b>

**KLAIM USAHA ASURANSI UMUM DAN REASURANSI TAHUN 2012**  
**CLAIMS OF GENERAL INSURANCE AND REINSURANCE BUSINESS IN 2012**

Linti Usaha : Energi, Lepas Pantai  
 Line of Business : Energy Off Shore

Dalam Jutaan Rupiah  
 In Million Rupiah

NO	NAMA PERUSAHAAN NAME OF COMPANIES	POS LANGSUNG DIRECT BUSINESS	REASURANSI/REINSURANCE						CADANGAN KLAIM			BEBAN KLAIM CLAIMS INCURRED
			DALAM NEGERI DOMESTIC	ABROAD	LAINNYA OTHERS	DALAM NEGERI DOMESTIC	ABROAD	LAINNYA OTHERS	KLAIM NETTO NET CLAIMS	TAHUN LALU PAST YEAR	RESERVE TAHUN BERJALAN CURRENT YEAR	
(1)	(2)	(3)	(4)	(5)	(6)	(7)	(8)	(9)	(10)	(11)	(12)	(13)
SWASTA NASIONAL / PRIVATE :												
1	PT Asuransi Adira Dinamika	0.0	0.0	0.0	0.0	0.0	0.0	0.0	0.0	0.0	0.0	0.0
2	PT Asuransi Astra Buana	0.0	0.0	0.0	0.0	0.0	0.0	0.0	0.0	0.0	0.0	0.0
3	PT Asuransi Bangun Askrada	0.0	0.0	0.0	0.0	0.0	0.0	0.0	0.0	0.0	0.0	0.0
4	PT Asuransi Bintang Tbk.	0.0	0.0	0.0	0.0	0.0	0.0	0.0	0.0	0.0	0.0	0.0
5	PT Asuransi Bhngin Sejahtera Artaekonomur	0.0	0.0	0.0	0.0	0.0	0.0	0.0	0.0	0.0	0.0	0.0
6	PT Asuransi Umum Bumiputera Muda 1967	0.0	0.0	0.0	0.0	0.0	0.0	0.0	0.0	0.0	0.0	0.0
7	PT Asuransi Central Asia	0.0	0.0	0.0	0.0	0.0	0.0	0.0	0.0	0.0	0.0	0.0
8	PT Asuransi Ekspor Indonesia (Persero)	0.0	0.0	0.0	0.0	0.0	0.0	0.0	0.0	0.0	0.0	0.0
9	PT Asuransi Jasa Indonesia (Persero)	0.0	0.0	0.0	0.0	0.0	0.0	0.0	0.0	0.0	0.0	0.0
10	PT Asuransi Jasa Raharja Pulera	0.0	0.0	0.0	0.0	0.0	0.0	0.0	0.0	0.0	0.0	0.0
11	PT Jaya Proteksi Taktilul	0.0	0.0	0.0	0.0	0.0	0.0	0.0	0.0	0.0	0.0	0.0
12	PT Asuransi Umum Mega	0.0	0.0	0.0	0.0	0.0	0.0	0.0	0.0	0.0	0.0	0.0
13	PT Asuransi Parolamas	0.0	0.0	0.0	0.0	0.0	0.0	0.0	0.0	0.0	0.0	0.0
14	PT Asuransi Ramayana Tbk.	0.0	0.0	0.0	0.0	0.0	0.0	0.0	0.0	0.0	0.0	0.0
15	PT Asuransi Sinar Mas	0.0	0.0	0.0	0.0	0.0	0.0	0.0	0.0	0.0	0.0	0.0
16	PT Asuransi Staco Mandiri	0.0	0.0	0.0	0.0	0.0	0.0	0.0	0.0	0.0	0.0	0.0
17	PT Asuransi Takatul Umum	0.0	0.0	0.0	0.0	0.0	0.0	0.0	0.0	0.0	0.0	0.0
18	PT Asuransi Tri Pakarta	0.0	0.0	0.0	0.0	0.0	0.0	0.0	0.0	0.0	0.0	0.0
19	PT Tugu Pratama Indonesia	0.0	0.0	0.0	0.0	0.0	0.0	0.0	0.0	0.0	0.0	0.0
<b>JUMLAH/SUB TOTAL</b>			0.0	0.0	0.0	0.0	0.0	0.0	0.0	0.0	0.0	0.0
PATUNGAN / JOINT VENTURE :												
1	PT Asuransi Allianz Utama Indonesia	0.0	0.0	0.0	0.0	0.0	0.0	0.0	0.0	0.0	0.0	0.0
2	PT AIG Insurance Indonesia (dih PT Chartis Insurance Indonesia)	0.0	0.0	0.0	0.0	0.0	0.0	0.0	0.0	0.0	0.0	0.0
3	PT Asuransi Tokio Marine Indonesia	0.0	0.0	0.0	0.0	0.0	0.0	0.0	0.0	0.0	0.0	0.0
<b>JUMLAH/SUB TOTAL</b>			0.0	0.0	0.0	0.0	0.0	0.0	0.0	0.0	0.0	0.0
REASURANSI/REINSURANCE :												
1	PT Reasuransi Internasional Indonesia	0.0	0.0	0.0	0.0	0.0	0.0	0.0	0.0	0.0	0.0	0.0
2	PT Maskapai Reasuransi Indonesia	0.0	0.0	0.0	0.0	0.0	0.0	0.0	0.0	0.0	0.0	0.0
3	PT Reasuransi Nasional Indonesia	0.0	0.0	0.0	0.0	0.0	0.0	0.0	0.0	0.0	0.0	0.0
<b>JUMLAH/SUB TOTAL</b>			0.0	0.0	0.0	0.0	0.0	0.0	0.0	0.0	0.0	0.0
<b>JUMLAH SELURUHNYA</b>			0.0	0.0	0.0	0.0	0.0	0.0	0.0	0.0	0.0	0.0
<b>GRAND TOTAL</b>			0.0	0.0	0.0	0.0	0.0	0.0	0.0	0.0	0.0	0.0

Usaha Asuransi Umum dan Reasuransi Syariah  
 Sharia General Insurance and Reinsurance Business  
 TABEL : 4.7B.9 / TABLE : 4.7B.9  
**KLAIM USAHA ASURANSI UMUM DAN REASURANSI TAHUN 2012**  
**CLAIMS OF GENERAL INSURANCE AND REINSURANCE BUSINESS IN 2012**

Lini Usaha : Rekayasa  
 Line of Business : Engineering

Dalam Jutaan Rupiah  
 In Million Rupiah

NO	NAMA PERUSAHAAN NAME OF COMPANIES	POS LANGSUNG DIRECT BUSINESS	REASURANSI / REINSURANCE			OUTWARD		KADANGAN KLAIM CLAIMS RESERVE	KELAIM NET CLAIMS	TAHUN PAST YEAR	TAHUN CURRENT YEAR	BEBAN KLAIM CLAIMS INCURRED
			DALAM NEGERI DOMESTIC	ABROAD	LAINNYA OTHERS	DALAM NEGERI DOMESTIC	ASEAN					
(1)	(2)	(3)	(4)	(5)	(6)	(7)	(8)	(9)	(10)	(11)	(12)	(13)
SWASTA NASIONAL / PRIVATE :												
1	PT Asuransi Adia Dinamika	0.0	0.0	0.0	0.0	0.0	0.0	0.0	0.0	0.0	0.0	0.0
2	PT Asuransi Astra Buana	0.0	0.0	0.0	0.0	0.0	0.0	0.0	0.0	0.0	0.0	0.0
3	PT Asuransi Bangun Askrada	0.0	0.2	0.0	0.0	0.0	0.0	0.0	0.2	0.0	0.0	0.2
4	PT Asuransi Bintang Tbk.	0.0	0.0	0.0	0.0	0.0	0.0	0.0	0.0	0.0	0.0	0.0
5	PT Asuransi Bintang Sejahtera Adatamakmur	0.0	0.0	0.0	0.0	0.0	0.0	0.0	0.0	0.0	0.0	0.0
6	PT Asuransi Umum Bumiputera Muda 1967	0.0	0.0	0.0	0.0	0.0	0.0	0.0	0.0	0.0	0.0	0.0
7	PT Asuransi Central Asia	0.0	0.0	0.0	0.0	0.0	0.0	0.0	0.0	0.0	0.0	0.0
8	PT Asuransi Elspor Indonesia (Persero)	0.0	0.0	0.0	0.0	0.0	0.0	0.0	0.0	0.0	0.0	0.0
9	PT Asuransi Jasa Indonesia (Persero)	0.0	0.0	0.0	0.0	0.0	0.0	0.0	0.0	0.0	0.0	0.0
10	PT Asuransi Jasa Rahajaya Putera	0.0	0.0	0.0	0.0	0.0	0.0	0.0	0.0	0.0	0.0	0.0
11	PT Jaya Proteksi Takatul	5.698.7	0.0	0.0	0.0	1.494.3	1.987.6	0.0	2.216.8	1.110.5	1.601.5	2.707.8
12	PT Asuransi Umum Mega	0.0	0.0	0.0	0.0	0.0	0.0	0.0	0.0	0.0	0.0	0.0
13	PT Asuransi Farolamas	0.0	0.0	0.0	0.0	0.0	0.0	0.0	0.0	0.0	0.0	0.0
14	PT Asuransi Rameyate Tbk.	0.0	0.0	0.0	0.0	0.0	0.0	0.0	0.0	0.0	0.0	0.0
15	PT Asuransi Sinar Mas	16.4	0.0	0.0	0.0	9.8	0.0	0.0	6.6	6.0	48.0	48.6
16	PT Asuransi Sico Mandiri	0.0	0.0	0.0	0.0	0.0	0.0	0.0	0.0	0.0	0.0	0.0
17	PT Asuransi Takatul Umum	1.596.3	0.0	0.0	0.0	895.7	354.6	0.0	336.1	2.004.5	870.7	(797.8)
18	PT Asuransi Tri Pakarta	482.0	0.0	0.0	0.0	444.0	2.0	0.0	16.0	4.0	1.0	13.0
19	PT Tugu Pratama Indonesia	0.0	0.0	0.0	0.0	0.0	0.0	0.0	0.0	0.0	0.0	0.0
<b>JUMLAH / SUB-TOTAL</b>			<b>7.763.4</b>	<b>0.2</b>	<b>0.0</b>	<b>2.843.8</b>	<b>2.344.2</b>	<b>0.0</b>	<b>2.575.6</b>	<b>3.125.0</b>	<b>2.521.2</b>	<b>1.971.8</b>
PATUNGAN / JOINT VENTURE :												
1	PT Asuransi Allianz Utama Indonesia	0.0	0.0	0.0	0.0	0.0	0.0	0.0	0.0	0.0	0.0	0.0
2	PT AIG Insurance Indonesia (d/h PT Charitas Insurance Indonesia)	0.0	0.0	0.0	0.0	0.0	0.0	0.0	0.0	0.0	0.0	0.0
3	PT Asuransi Tokio Marine Indonesia	0.0	0.0	0.0	0.0	0.0	0.0	0.0	0.0	5.5	0.0	(5.5)
<b>JUMLAH / SUB-TOTAL</b>			<b>0.0</b>	<b>0.0</b>	<b>0.0</b>	<b>0.0</b>	<b>0.0</b>	<b>0.0</b>	<b>0.0</b>	<b>5.5</b>	<b>0.0</b>	<b>(5.5)</b>
REASURANSI / REINSURANCE :												
1	PT Reasuransi Internasional Indonesia	0.0	2.744.7	0.0	0.0	0.0	284.7	0.0	2.480.0	2.381.0	4.140.1	4.239.1
2	PT Maskepati Reasuransi Indonesia	0.0	308.9	57.2	0.0	0.0	210.7	0.0	155.4	72.3	259.9	342.9
3	PT Reasuransi Nasional Indonesia	0.0	600.0	0.0	0.0	0.0	120.0	0.0	480.0	416.0	1.486.0	1.590.0
<b>JUMLAH / SUB-TOTAL</b>			<b>0.0</b>	<b>3.653.6</b>	<b>57.2</b>	<b>0.0</b>	<b>595.5</b>	<b>0.0</b>	<b>3.115.3</b>	<b>2.869.3</b>	<b>5.886.0</b>	<b>6.132.0</b>
<b>JUMLAH SELURUHNYA</b>			<b>7.763.4</b>	<b>3.653.7</b>	<b>57.2</b>	<b>2.843.8</b>	<b>2.939.6</b>	<b>0.0</b>	<b>5.690.9</b>	<b>5.999.9</b>	<b>8.407.2</b>	<b>6.098.3</b>
<b>GRAND TOTAL</b>												

**KLAIM USAHA ASURANSI UMUM DAN REASURANSI TAHUN 2012**  
**CLAIMS OF GENERAL INSURANCE AND REINSURANCE BUSINESS IN 2012**

Linii Usaha : Tanggung Gugat  
 Line of Business : Liability

Dalam Jutaan Rupiah  
 In Million Rupiah

NO	NAMA PERUSAHAAN NAME OF COMPANIES	POS LANGSUNG DIRECT BUSINESS	REASURANSI/ REINSURANCE						KADANGAN KLAIM CLAIMS RESERVE			BEBAN KLAIM CLAIMS INCURRED
			DALAM NEGERI DOMESTIC	ABROAD	LAINNYA OTHERS	DALAM NEGERI DOMESTIC	ABROAD	LAINNYA OTHERS	TAHUN LALU PAST YEAR	TAHUN BERJALAN CURRENT YEAR	TAHUN BERJALAN CURRENT YEAR	
(1)	(2)	(3)	(4)	(5)	(6)	(7)	(8)	(9)	(10)	(11)	(12)	(13)
SWASTIA NASIONAL / PRIVATE :												
1	PT Asuransi Adira Dinamika	0.0	0.0	0.0	0.0	0.0	0.0	0.0	0.0	0.0	0.0	0.0
2	PT Asuransi Astra Buana	0.0	0.0	0.0	0.0	0.0	0.0	0.0	0.0	0.0	0.0	0.0
3	PT Asuransi Bangun Askrinda	0.0	0.0	0.0	0.0	0.0	0.0	0.0	0.0	0.0	0.0	0.0
4	PT Asuransi Bintang Tbk.	0.0	0.0	0.0	0.0	0.0	0.0	0.0	0.0	0.0	0.0	0.0
5	PT Asuransi Bhngin Sejahtera Artaekonomur	0.0	0.0	0.0	0.0	0.0	0.0	0.0	0.0	0.0	0.0	0.0
6	PT Asuransi Umum Bumiputera Muda 1967	0.0	0.0	0.0	0.0	0.0	0.0	0.0	0.0	0.0	0.0	0.0
7	PT Asuransi Central Asia	0.0	0.0	0.0	0.0	0.0	0.0	0.0	0.0	0.0	0.0	0.0
8	PT Asuransi Ekspor Indonesia (Persero)	0.0	0.0	0.0	0.0	0.0	0.0	0.0	0.0	0.0	0.0	0.0
9	PT Asuransi Jasa Indonesia (Persero)	0.0	0.0	0.0	0.0	0.0	0.0	0.0	0.0	0.0	0.0	0.0
10	PT Asuransi Jasa Raharja Pulera	0.0	0.0	0.0	0.0	0.0	0.0	0.0	0.0	0.0	0.0	0.0
11	PT Jaya Proteksi Taktilul	0.0	0.0	0.0	0.0	0.0	0.0	0.0	0.0	0.0	0.0	0.0
12	PT Asuransi Umum Mega	0.0	0.0	0.0	0.0	0.0	0.0	0.0	0.0	0.0	0.0	0.0
13	PT Asuransi Parolamas	0.0	0.0	0.0	0.0	0.0	0.0	0.0	0.0	0.0	0.0	0.0
14	PT Asuransi Ramayana Tbk.	0.0	0.0	0.0	0.0	0.0	0.0	0.0	0.0	0.0	0.0	0.0
15	PT Asuransi Sinar Mas	0.0	0.0	0.0	0.0	0.0	0.0	0.0	0.0	0.0	0.0	0.0
16	PT Asuransi Staco Mandiri	0.0	0.0	0.0	0.0	0.0	0.0	0.0	0.0	0.0	0.0	0.0
17	PT Asuransi Takatul Umum	133.9	0.0	0.0	0.0	0.0	0.0	0.0	133.9	201.4	161.0	93.4
18	PT Asuransi Tri Pakarta	2.0	0.0	0.0	0.0	0.0	1.0	0.0	1.0	0.0	0.0	6.0
19	PT Tugu Pratama Indonesia	0.0	0.0	0.0	0.0	0.0	0.0	0.0	0.0	0.0	0.0	0.0
<b>JUMLAH/ SUB TOTAL</b>		<b>135.9</b>	<b>0.0</b>	<b>0.0</b>	<b>0.0</b>	<b>0.0</b>	<b>1.0</b>	<b>0.0</b>	<b>134.9</b>	<b>201.4</b>	<b>166.0</b>	<b>99.4</b>
PATUNGAN / JOINT VENTURE :												
1	PT Asuransi Allianz Utama Indonesia	0.0	0.0	0.0	0.0	0.0	0.0	0.0	0.0	0.0	0.0	0.0
2	PT AIG Insurance Indonesia (dih PT Chartis Insurance Indonesia)	0.0	0.0	0.0	0.0	0.0	0.0	0.0	0.0	0.0	0.0	0.0
3	PT Asuransi Tokio Marine Indonesia	0.0	0.0	0.0	0.0	0.0	0.0	0.0	0.0	0.0	0.0	0.0
<b>JUMLAH/ SUB TOTAL</b>		<b>0.0</b>	<b>0.0</b>	<b>0.0</b>	<b>0.0</b>	<b>0.0</b>	<b>0.0</b>	<b>0.0</b>	<b>0.0</b>	<b>0.0</b>	<b>0.0</b>	<b>0.0</b>
REASURANSI/ REINSURANCE :												
1	PT Reasuransi Internasional Indonesia	0.0	0.0	0.0	0.0	0.0	0.0	0.0	0.0	0.0	0.0	0.0
2	PT Maskapai Reasuransi Indonesia	0.0	0.0	0.0	0.0	0.0	0.0	0.0	0.0	0.0	0.0	0.0
3	PT Reasuransi Nasional Indonesia	0.0	0.0	0.0	0.0	0.0	0.0	0.0	0.0	44.0	44.0	0.0
<b>JUMLAH/ SUB TOTAL</b>		<b>0.0</b>	<b>0.0</b>	<b>0.0</b>	<b>0.0</b>	<b>0.0</b>	<b>0.0</b>	<b>0.0</b>	<b>0.0</b>	<b>44.0</b>	<b>44.0</b>	<b>0.0</b>
<b>JUMLAH SELURUHNYA</b>		<b>135.9</b>	<b>0.0</b>	<b>0.0</b>	<b>0.0</b>	<b>0.0</b>	<b>1.0</b>	<b>0.0</b>	<b>134.9</b>	<b>245.4</b>	<b>210.0</b>	<b>99.4</b>
<b>GRAND TOTAL</b>												

Usaha Asuransi Umum dan Reasuransi Syariah  
 Sharia General Insurance and Reinsurance Business  
 TABEL : 4.7B.11 / TABLE : 4.7B.11  
**KLAIM USAHA ASURANSI UMUM DAN REASURANSI TAHUN 2012**  
**CLAIMS OF GENERAL INSURANCE AND REINSURANCE BUSINESS IN 2012**

Linti Usaha : Kecelakaan Diri dan Kesehatan  
 Line of Business : Personal Accident & Health

Dalam Jutaan Rupiah  
 In Million Rupiah

NO	NAMA PERUSAHAAN NAME OF COMPANIES	POS LANGSUNG DIRECT BUSINESS	REASURANSI/ REINSURANCE				OUTWARD		KADANGAN KLAIM CLAIMS RESERVE	TAHUN BERJALAN CURRENT YEAR	BEBAN KLAIM CLAIMS INCURRED	
			DALAM NEGERI DOMESTIC	DALAM NEGERI DOMESTIC	ASEAN	ABROAD	ASEAN	ABROAD				TAHUN LALU PAST YEAR
(1)	(2)	(3)	(4)	(5)	(6)	(7)	(8)	(9)	(10)	(11)	(12)	(13)
SWASTA NASIONAL / PRIVATE :												
1	PT Asuransi Adira Dinamika	0.0	0.0	0.0	0.0	0.0	0.0	0.0	0.0	0.0	0.0	0.0
2	PT Asuransi Astra Buana	901.4	0.0	0.0	0.0	707.6	0.0	0.0	193.8	0.0	0.0	193.8
3	PT Asuransi Bangun Astrida	10,724.6	0.0	0.0	0.0	3,369.8	0.0	0.0	7,354.9	37.7	0.0	7,317.2
4	PT Asuransi Bintang Tbk.	2,120.3	0.0	0.0	0.0	0.0	0.0	0.0	2,120.3	447.7	48.5	1,721.0
5	PT Asuransi Brighin Sejahtera Artaanamur	0.0	0.0	0.0	0.0	0.0	0.0	0.0	0.0	0.0	0.0	0.0
6	PT Asuransi Umum Bumiputera Muda 1967	0.0	0.0	0.0	0.0	0.0	0.0	0.0	0.0	0.0	0.0	0.0
7	PT Asuransi Central Asia	0.0	0.0	0.0	0.0	0.0	0.0	0.0	0.0	0.0	0.0	0.0
8	PT Asuransi Ektapor Indonesia (Persero)	0.0	0.0	0.0	0.0	0.0	0.0	0.0	0.0	0.0	0.0	0.0
9	PT Asuransi Jasa Indonesia (Persero)	0.0	0.0	0.0	0.0	0.0	0.0	0.0	0.0	0.0	0.0	0.0
10	PT Asuransi Jasa Raharja Pulera	0.0	0.0	0.0	0.0	0.0	0.0	0.0	0.0	0.0	0.0	0.0
11	PT Jaya Proteksi Taketul	0.0	0.0	0.0	0.0	0.0	0.0	0.0	0.0	0.0	0.0	0.0
12	PT Asuransi Umum Mega	913.3	0.0	0.0	0.0	602.2	0.0	0.0	863.1	882.8	835.2	795.5
13	PT Asuransi Parolamas	0.0	0.0	0.0	0.0	0.0	0.0	0.0	0.0	0.0	0.0	0.0
14	PT Asuransi Ramayana Tbk.	0.0	0.0	0.0	0.0	0.0	0.0	0.0	0.0	0.0	0.0	0.0
15	PT Asuransi Sinar Mas	186.7	0.0	0.0	0.0	1.6	0.0	0.0	185.1	75.9	129.4	238.6
16	PT Asuransi Steco Mandiri	0.0	0.0	0.0	0.0	0.0	0.0	0.0	0.0	0.0	0.0	0.0
17	PT Asuransi Taketul Umum	491.1	0.0	0.0	0.0	1.4	0.0	0.0	489.7	54.3	137.9	573.3
18	PT Asuransi Tri Pakarta	1,196.0	0.0	0.0	0.0	659.0	38.0	0.0	459.0	131.0	51.0	379.0
19	PT Tugu Pratama Indonesia	0.0	0.0	0.0	0.0	0.0	0.0	0.0	0.0	0.0	0.0	0.0
<b>JUMLAH/ SUB TOTAL</b>		<b>16,493.4</b>	<b>0.0</b>	<b>0.0</b>	<b>0.0</b>	<b>4,799.6</b>	<b>38.0</b>	<b>0.0</b>	<b>11,655.8</b>	<b>1,639.4</b>	<b>1,202.0</b>	<b>11,218.3</b>
PATUNGAN / JOINT VENTURE :												
1	PT Asuransi Allianz Utama Indonesia	0.0	0.0	0.0	0.0	0.0	0.0	0.0	0.0	0.0	0.0	0.0
2	PT AIG Insurance Indonesia (dih PT Charis Insurance Indonesia)	0.0	0.0	0.0	0.0	0.0	0.0	0.0	0.0	0.0	0.0	0.0
3	PT Asuransi Tokio Marine Indonesia	0.0	0.0	0.0	0.0	0.0	0.0	0.0	0.0	0.0	0.0	0.0
<b>JUMLAH/ SUB TOTAL</b>		<b>0.0</b>	<b>0.0</b>	<b>0.0</b>	<b>0.0</b>	<b>0.0</b>	<b>0.0</b>	<b>0.0</b>	<b>0.0</b>	<b>0.0</b>	<b>0.0</b>	<b>0.0</b>
REASURANSI/ REINSURANCE :												
1	PT Reasuransi Internasional Indonesia	0.0	2,371.6	0.0	0.0	0.0	279.6	0.0	2,092.0	88.7	215.4	2,218.7
2	PT Maskapai Reasuransi Indonesia	0.0	14,829.5	0.0	0.0	872.5	243.3	0.0	13,713.7	2,055.9	1,738.8	13,396.5
3	PT Reasuransi Nasional Indonesia	0.0	51.0	0.0	0.0	0.0	0.0	0.0	51.0	43.0	162.0	170.0
<b>JUMLAH/ SUB TOTAL</b>		<b>0.0</b>	<b>17,252.1</b>	<b>0.0</b>	<b>0.0</b>	<b>872.5</b>	<b>522.9</b>	<b>0.0</b>	<b>15,856.6</b>	<b>2,187.6</b>	<b>2,116.2</b>	<b>15,785.2</b>
<b>JUMLAH SELURUHNYA</b>		<b>16,493.4</b>	<b>17,252.1</b>	<b>0.0</b>	<b>0.0</b>	<b>5,672.1</b>	<b>560.9</b>	<b>0.0</b>	<b>27,512.4</b>	<b>3,827.0</b>	<b>3,318.1</b>	<b>27,003.5</b>
<b>GRAND TOTAL</b>												

Usaha Asuransi Umum dan Reasuransi Syariah  
 Sharia General Insurance and Reinsurance Business  
 TABEL : 4.7B.12 / TABLE : 4.7B.12  
**KLAIM USAHA ASURANSI UMUM DAN REASURANSI TAHUN 2012**  
**CLAIMS OF GENERAL INSURANCE AND REINSURANCE BUSINESS IN 2012**

Unit Usaha : Kredit  
 Line of Business : Credit

Dalam Jutaan Rupiah  
 In Million Rupiah

NO	NAMA PERUSAHAAN NAME OF COMPANIES	POS LANGSUNG DIRECT BUSINESS	REASURANSI/REINSURANCE						KADANGAN KLAIM CLAIMS RESERVE	BEBAN KLAIM CLAIMS INCURRED			
			DALAM NEGERI DOMESTIC	ABROAD	LAINNYA OTHERS	DALAM NEGERI DOMESTIC	ABROAD	LAINNYA OTHERS			TAHUN LALU PASTYEAR	TAHUN BERJALAN CURRENT YEAR	
(1)	(2)	(3)	(4)	(5)	(6)	(7)	(8)	(9)	(10)	(11)	(12)	(13)	
SWASTA NASIONAL / PRIVATE :													
1	PT Asuransi Adira Dinamika	0.0	0.0	0.0	0.0	0.0	0.0	0.0	0.0	0.0	0.0	0.0	
2	PT Asuransi Asira Buana	0.0	0.0	0.0	0.0	0.0	0.0	0.0	0.0	0.0	0.0	0.0	
3	PT Asuransi Bangun Askrida	0.0	0.0	0.0	0.0	0.0	0.0	0.0	0.0	0.0	0.0	0.0	
4	PT Asuransi Bintang Tbk.	0.0	0.0	0.0	0.0	0.0	0.0	0.0	0.0	0.0	0.0	0.0	
5	PT Asuransi Brigrin Segahera Adatamakmur	0.0	0.0	0.0	0.0	0.0	0.0	0.0	0.0	0.0	0.0	0.0	
6	PT Asuransi Umum Bumiputera Muda 1967	0.0	0.0	0.0	0.0	0.0	0.0	0.0	0.0	0.0	0.0	0.0	
7	PT Asuransi Central Asia	0.0	0.0	0.0	0.0	0.0	0.0	0.0	0.0	0.0	0.0	0.0	
8	PT Asuransi Ekspor Indonesia (Pensero)	0.0	0.0	0.0	0.0	0.0	0.0	0.0	0.0	0.0	0.0	0.0	
9	PT Asuransi Jasa Indonesia (Pensero)	0.0	0.0	0.0	0.0	0.0	0.0	0.0	0.0	0.0	0.0	0.0	
10	PT Asuransi Jasa Raharja Pulera	0.0	0.0	0.0	0.0	0.0	0.0	0.0	0.0	0.0	0.0	0.0	
11	PT Jaya Proteksi Takatful	0.0	0.0	0.0	0.0	0.0	0.0	0.0	0.0	0.0	0.0	0.0	
12	PT Asuransi Umum Mega	0.0	0.0	0.0	0.0	0.0	0.0	0.0	0.0	0.0	0.0	0.0	
13	PT Asuransi Parolamas	0.0	0.0	0.0	0.0	0.0	0.0	0.0	0.0	0.0	0.0	0.0	
14	PT Asuransi Ramayana Tbk.	0.0	0.0	0.0	0.0	0.0	0.0	0.0	0.0	0.0	0.0	0.0	
15	PT Asuransi Sinar Mas	0.0	0.0	0.0	0.0	0.0	0.0	0.0	0.0	0.0	0.0	0.0	
16	PT Asuransi Slaco Mandiri	0.0	0.0	0.0	0.0	0.0	0.0	0.0	0.0	0.0	0.0	0.0	
17	PT Asuransi Takatful Umum	0.0	0.0	0.0	0.0	0.0	0.0	0.0	0.0	0.0	0.0	0.0	
18	PT Asuransi Tri Pakarta	0.0	0.0	0.0	0.0	0.0	0.0	0.0	0.0	0.0	0.0	0.0	
19	PT Tugu Pratama Indonesia	0.0	0.0	0.0	0.0	0.0	0.0	0.0	0.0	0.0	0.0	0.0	
<b>JUMLAH/SUB TOTAL</b>		<b>0.0</b>	<b>0.0</b>	<b>0.0</b>	<b>0.0</b>	<b>0.0</b>	<b>0.0</b>	<b>0.0</b>	<b>0.0</b>	<b>0.0</b>	<b>0.0</b>	<b>0.0</b>	
PATUNGAN / JOINT VENTURE :													
1	PT Asuransi Allianz Utama Indonesia	0.0	0.0	0.0	0.0	0.0	0.0	0.0	0.0	0.0	0.0	0.0	
2	PT AIG Insurance Indonesia (dih PT Cherif Insurance Indonesia)	0.0	0.0	0.0	0.0	0.0	0.0	0.0	0.0	0.0	0.0	0.0	
3	PT Asuransi Tokio Marine Indonesia	0.0	0.0	0.0	0.0	0.0	0.0	0.0	0.0	0.0	0.0	0.0	
<b>JUMLAH/SUB TOTAL</b>		<b>0.0</b>	<b>0.0</b>	<b>0.0</b>	<b>0.0</b>	<b>0.0</b>	<b>0.0</b>	<b>0.0</b>	<b>0.0</b>	<b>0.0</b>	<b>0.0</b>	<b>0.0</b>	
REASURANSI/REINSURANCE :													
1	PT Reasuransi Internasional Indonesia	0.0	742.4	0.0	0.0	0.0	0.0	101.0	0.0	641.4	3.315.4	607.4	(2.066.6)
2	PT Maskapai Reasuransi Indonesia	0.0	0.0	0.0	0.0	0.0	0.0	0.0	0.0	0.0	0.0	0.0	0.0
3	PT Reasuransi Nasional Indonesia	0.0	8.0	0.0	0.0	0.0	0.0	0.0	8.0	220.0	228.0	16.0	(2.050.6)
<b>JUMLAH/SUB TOTAL</b>		<b>0.0</b>	<b>750.4</b>	<b>0.0</b>	<b>0.0</b>	<b>0.0</b>	<b>0.0</b>	<b>101.0</b>	<b>649.4</b>	<b>3.535.4</b>	<b>835.4</b>	<b>(2.050.6)</b>	
<b>JUMLAH SELURUNYA</b>		<b>0.0</b>	<b>750.4</b>	<b>0.0</b>	<b>0.0</b>	<b>0.0</b>	<b>0.0</b>	<b>101.0</b>	<b>649.4</b>	<b>3.535.4</b>	<b>835.4</b>	<b>(2.050.6)</b>	
<b>GRAND TOTAL</b>													

Usaha Asuransi Umum dan Reasuransi Syariah  
 Sharia General Insurance and Reinsurance Business  
 TABLE : 4.7B.13 / TABLE : 4.7B.13  
**KLAIM USAHA ASURANSI UMUM DAN REASURANSI TAHUN 2012**  
**CLAIMS OF GENERAL INSURANCE AND REINSURANCE BUSINESS IN 2012**

Linti Usaha : Penjaminan  
 Line of Business : Suretyship

Dalam Jutaan Rupiah  
 In Million Rupiah

NO	NAMA PERUSAHAAN NAME OF COMPANIES	POS LANGSUNG DIRECT BUSINESS	REASURANSI/ REINSURANCE						KADANGAN KLAIM CLAIMS RESERVE		BEBAN KLAIM CLAIMS INCURRED	
			DALAM NEGERI DOMESTIC	ABROAD	LAINNYA OTHERS	DALAM NEGERI DOMESTIC	ABROAD	LAINNYA OTHERS	TAHUN LALU PAST YEAR	TAHUN BERJALAN CURRENT YEAR		
(1)	(2)	(3)	(4)	(5)	(6)	(7)	(8)	(9)	(10)	(11)	(12)	(13)
SWASTA NASIONAL / PRIVATE :												
1	PT Asuransi Adira Dinamika	0.0	0.0	0.0	0.0	0.0	0.0	0.0	0.0	0.0	0.0	0.0
2	PT Asuransi Astra Buana	0.0	0.0	0.0	0.0	0.0	0.0	0.0	0.0	0.0	0.0	0.0
3	PT Asuransi Bangun Askrida	0.0	0.0	0.0	0.0	0.0	0.0	0.0	0.0	0.0	0.0	0.0
4	PT Asuransi Bintang Tbk.	0.0	0.0	0.0	0.0	0.0	0.0	0.0	0.0	0.0	0.0	0.0
5	PT Asuransi Brijini Sejahtera Artaekonomur	0.0	0.0	0.0	0.0	0.0	0.0	0.0	0.0	0.0	0.0	0.0
6	PT Asuransi Umum Bumiputera Muda 1967	0.0	0.0	0.0	0.0	0.0	0.0	0.0	0.0	0.0	0.0	0.0
7	PT Asuransi Central Asia	0.0	0.0	0.0	0.0	0.0	0.0	0.0	0.0	0.0	0.0	0.0
8	PT Asuransi Ektapor Indonesia (Persero)	0.0	0.0	0.0	0.0	0.0	0.0	0.0	0.0	0.0	0.0	0.0
9	PT Asuransi Jasa Indonesia (Persero)	0.0	0.0	0.0	0.0	0.0	0.0	0.0	0.0	0.0	0.0	0.0
10	PT Asuransi Jasa Raharja Pulera	0.0	0.0	0.0	0.0	0.0	0.0	0.0	0.0	0.0	0.0	0.0
11	PT Jaya Proteksi Taketul	0.0	0.0	0.0	0.0	0.0	0.0	0.0	0.0	0.0	0.0	0.0
12	PT Asuransi Umum Mega	0.0	0.0	0.0	0.0	0.0	0.0	0.0	0.0	0.0	0.0	0.0
13	PT Asuransi Parolamas	0.0	0.0	0.0	0.0	0.0	0.0	0.0	0.0	0.0	0.0	0.0
14	PT Asuransi Ramayana Tbk.	0.0	0.0	0.0	0.0	0.0	0.0	0.0	0.0	0.0	0.0	0.0
15	PT Asuransi Sinar Mas	0.0	0.0	0.0	0.0	0.0	0.0	0.0	0.0	0.0	0.0	0.0
16	PT Asuransi Steco Mandiri	0.0	0.0	0.0	0.0	0.0	0.0	0.0	0.0	0.0	0.0	0.0
17	PT Asuransi Taketul Umum	0.0	0.0	0.0	0.0	0.0	0.0	0.0	0.0	0.0	0.0	0.0
18	PT Asuransi Tri Pakarta	0.0	0.0	0.0	0.0	0.0	0.0	0.0	0.0	0.0	0.0	0.0
19	PT Tugu Pratama Indonesia	0.0	0.0	0.0	0.0	0.0	0.0	0.0	0.0	0.0	0.0	0.0
<b>JUMLAH/ SUB TOTAL</b>		<b>0.0</b>	<b>0.0</b>	<b>0.0</b>	<b>0.0</b>	<b>0.0</b>	<b>0.0</b>	<b>0.0</b>	<b>0.0</b>	<b>0.0</b>	<b>0.0</b>	<b>0.0</b>
PATUNGAN / JOINT VENTURE :												
1	PT Asuransi Allianz Utama Indonesia	0.0	0.0	0.0	0.0	0.0	0.0	0.0	0.0	0.0	0.0	0.0
2	PT AIG Insurance Indonesia (d/h PT Charis Insurance Indonesia)	0.0	0.0	0.0	0.0	0.0	0.0	0.0	0.0	0.0	0.0	0.0
3	PT Asuransi Tokio Marine Indonesia	0.0	0.0	0.0	0.0	0.0	0.0	0.0	0.0	0.0	0.0	0.0
<b>JUMLAH/ SUB TOTAL</b>		<b>0.0</b>	<b>0.0</b>	<b>0.0</b>	<b>0.0</b>	<b>0.0</b>	<b>0.0</b>	<b>0.0</b>	<b>0.0</b>	<b>0.0</b>	<b>0.0</b>	<b>0.0</b>
REASURANSI/ REINSURANCE :												
1	PT Reasuransi Internasional Indonesia	0.0	0.0	0.0	0.0	0.0	0.0	0.0	0.0	0.0	0.0	0.0
2	PT Maskapai Reasuransi Indonesia	0.0	0.0	0.0	0.0	0.0	0.0	0.0	0.0	0.0	0.0	0.0
3	PT Reasuransi Nasional Indonesia	0.0	0.0	0.0	0.0	0.0	0.0	0.0	0.0	0.0	0.0	0.0
<b>JUMLAH/ SUB TOTAL</b>		<b>0.0</b>	<b>0.0</b>	<b>0.0</b>	<b>0.0</b>	<b>0.0</b>	<b>0.0</b>	<b>0.0</b>	<b>0.0</b>	<b>0.0</b>	<b>0.0</b>	<b>0.0</b>
<b>JUMLAH SELURUHNYA</b>		<b>0.0</b>	<b>0.0</b>	<b>0.0</b>	<b>0.0</b>	<b>0.0</b>	<b>0.0</b>	<b>0.0</b>	<b>0.0</b>	<b>0.0</b>	<b>0.0</b>	<b>0.0</b>
<b>GRAND TOTAL</b>		<b>0.0</b>	<b>0.0</b>	<b>0.0</b>	<b>0.0</b>	<b>0.0</b>	<b>0.0</b>	<b>0.0</b>	<b>0.0</b>	<b>0.0</b>	<b>0.0</b>	<b>0.0</b>

Usaha Asuransi Umum dan Reasuransi Syariah  
 Sharia General Insurance and Reinsurance Business  
 TABEL : 4.7B.14 / TABLE : 4.7B.14  
**KLAIM USAHA ASURANSI UMUM DAN REASURANSI TAHUN 2012**  
**CLAIMS OF GENERAL INSURANCE AND REINSURANCE BUSINESS IN 2012**

Unit Usaha : Aneka  
 Line of Business : Others

Dalam Jutaan Rupiah  
 In Million Rupiah

NO	NAMA PERUSAHAAN NAME OF COMPANIES	POS LANGSUNG DIRECT BUSINESS	REASURANSI / REINSURANCE				OUTWARD		DALAM NEGERI DOMESTIC	KADANGAN KLAIM CLAIMS RESERVE	KLAIM NETTO NET CLAIMS	CADANGAN KLAIM CLAIMS RESERVE		BEBAN KLAIM CLAIMS INCURRED
			DALAM NEGERI DOMESTIC	ABROAD	LAINNYA OTHERS	ABROAD	ASEAN	ASEAN				TAHUN LALU PAST YEAR	TAHUN BERJALAN CURRENT YEAR	
(1)	(2)	(3)	(4)	(5)	(6)	(7)	(8)	(9)	(10)	(11)	(12)	(13)		
SWASTA NASIONAL / PRIVATE :														
1	PT Asuransi Adira Dinamika	0.0	0.0	0.0	0.0	0.0	0.0	0.0	0.0	0.0	0.0	0.0	0.0	
2	PT Asuransi Asira Buana	9.0	0.0	0.0	0.0	0.0	0.0	0.0	0.0	0.0	0.0	0.0	9.0	
3	PT Asuransi Bangun Askrida	0.0	1.1	0.0	0.0	0.0	0.0	0.0	0.0	1.1	0.0	0.0	1.1	
4	PT Asuransi Bintang Tbk.	22.1	0.0	0.0	0.0	0.0	0.0	0.0	0.0	22.1	4.8	9.4	26.7	
5	PT Asuransi Brngin Sejahtera Adatamakmur	2.3	0.0	0.0	0.0	1.5	0.0	0.0	0.0	0.9	0.1	0.7	1.4	
6	PT Asuransi Umum Bumpitera Muda 1967	0.0	0.0	0.0	0.0	0.0	0.0	0.0	0.0	0.0	0.0	0.0	0.0	
7	PT Asuransi Central Asia	3,848.3	0.0	0.0	0.0	3,165.9	0.0	0.0	682.4	162.1	468.7	989.1	0.0	
8	PT Asuransi Ekspor Indonesia (Pensero)	0.0	0.0	0.0	0.0	0.0	0.0	0.0	0.0	0.0	0.0	0.0	0.0	
9	PT Asuransi Jasa Indonesia (Pensero)	0.0	0.0	0.0	0.0	0.0	0.0	0.0	0.0	0.0	0.0	0.0	0.0	
10	PT Asuransi Jasa Raharja Pulera	0.0	0.0	0.0	0.0	0.0	0.0	0.0	0.0	0.0	0.0	0.0	0.0	
11	PT Jaya Proteksi Takaful	0.0	0.0	0.0	0.0	0.0	0.0	0.0	0.0	0.0	0.0	0.0	0.0	
12	PT Asuransi Umum Mega	0.0	0.0	0.0	0.0	0.0	0.0	0.0	0.0	0.0	30.1	24.0	(6.1)	
13	PT Asuransi Parolamas	0.0	0.0	0.0	0.0	0.0	0.0	0.0	0.0	0.0	0.0	0.0	0.0	
14	PT Asuransi Ramayana Tbk.	0.0	0.0	0.0	0.0	0.0	0.0	0.0	0.0	0.0	0.0	0.0	0.0	
15	PT Asuransi Sinar Mas	502.7	0.0	0.0	0.0	301.6	0.0	0.0	201.1	823.2	548.7	(73.4)	0.0	
16	PT Asuransi Sico Mandiri	0.0	0.0	0.0	0.0	0.0	0.0	0.0	0.0	0.0	0.0	0.0	0.0	
17	PT Asuransi Takatul Umum	4,149.7	0.0	0.0	0.0	222.8	87.7	0.0	3,839.2	3,252.7	4,845.3	5,431.8	0.0	
18	PT Asuransi Tri Pakarta	387.0	0.0	0.0	0.0	201.0	11.0	0.0	165.0	0.0	0.0	0.0	185.0	
19	PT Tigau Pratama Indonesia	0.0	0.0	0.0	0.0	0.0	0.0	0.0	0.0	0.0	0.0	0.0	0.0	
<b>JUMLAH/SUB TOTAL</b>		<b>8,931.2</b>	<b>1.1</b>	<b>0.0</b>	<b>0.0</b>	<b>3,892.8</b>	<b>98.7</b>	<b>0.0</b>	<b>4,940.7</b>	<b>4,273.0</b>	<b>5,896.8</b>	<b>6,564.5</b>		
PATUNGAN / JOINT VENTURE :														
1	PT Asuransi Allianz Utama Indonesia	0.0	0.0	0.0	0.0	0.0	0.0	0.0	0.0	0.0	0.0	0.0	0.0	
2	PT AIG Insurance Indonesia (dih PT Cherif's Insurance Indonesia)	0.0	0.0	0.0	0.0	0.0	0.0	0.0	0.0	0.0	0.0	0.0	0.0	
3	PT Asuransi Tokio Marine Indonesia	18.0	0.0	0.0	0.0	0.0	0.0	0.0	18.0	54.5	0.0	0.0	(36.4)	
<b>JUMLAH/SUB TOTAL</b>		<b>18.0</b>	<b>0.0</b>	<b>0.0</b>	<b>0.0</b>	<b>0.0</b>	<b>0.0</b>	<b>0.0</b>	<b>18.0</b>	<b>54.5</b>	<b>0.0</b>	<b>(36.4)</b>		
REASURANSI / REINSURANCE :														
1	PT Reasuransi International Indonesia	0.0	80,891.0	0.0	0.0	0.0	6,723.2	0.0	74,167.8	6,368.6	5,230.1	73,029.3	0.0	
2	PT Maskapai Reasuransi Indonesia	0.0	222.3	62.7	0.0	0.0	135.8	0.0	149.3	107.1	36.9	79.1	0.0	
3	PT Reasuransi Nasional Indonesia	0.0	43,214.0	0.0	0.0	0.0	1,001.0	0.0	42,213.0	6,698.0	7,771.0	43,326.0	0.0	
<b>JUMLAH/SUB TOTAL</b>		<b>0.0</b>	<b>124,327.3</b>	<b>62.7</b>	<b>0.0</b>	<b>0.0</b>	<b>7,860.0</b>	<b>0.0</b>	<b>116,530.1</b>	<b>13,133.7</b>	<b>13,038.0</b>	<b>116,434.4</b>		
<b>JUMLAH SELURUNYA</b>														
<b>GRAND TOTAL</b>		<b>8,949.2</b>	<b>124,328.4</b>	<b>62.7</b>	<b>0.0</b>	<b>3,892.8</b>	<b>7,958.7</b>	<b>0.0</b>	<b>121,488.9</b>	<b>17,461.1</b>	<b>18,934.8</b>	<b>122,962.5</b>		



**ASURANSI JIWA SYARIAH  
SHARIA LIFE INSURANCE**

---

**2012**

**PERASURANSIAN INDONESIA  
INDONESIA INSURANCE**



**Usaha Asuransi Jiwa Syariah**  
Sharia Life Insurance Business

**TABEL: 4.1C/TABLE: 4.1C**  
**REKAPITULASI NERACA DANA PERUSAHAAN, PER 31 DESEMBER 2012**  
RECAPITULATION OF BALANCE SHEET OF SHAREHOLDER FUND, AS OF 31 DECEMBER 2012

Dalam Jutaan Rupiah  
In Million Rupiah

NO.	NAMA PERUSAHAAN NAME OF COMPANIES	INVESTASI INVESTMENT	JUMLAH BUKAN INVESTASI TOTAL NON INVESTMENT	JUMLAH KEKAYAAN TOTAL ASSETS	JUMLAH KEWAJIBAN TOTAL LIABILITIES	PINJAMAN SUBORDINASI SUBORDINATED LOANS	JUMLAH MODAL SENDIRI TOTAL EQUITY
(1)	(2)	(3)	(4)	(5)	(6)	(7)	(8)
<b>PERUSAHAAN ASURANSI JIWA SYARIAH</b>							
<b>SHARIA LIFE INSURANCE COMPANIES</b>							
1	PT ASURANSI TAKAFUL KELUARGA	103,034	40,301	143,334	13,114	-	130,221
2	PT ASURANSI JIWA SYARIAH AL AMIN	52,654	33,674	86,328	18,462	-	67,866
3	PT ASURANSI JIWA AMANAHJIWA GIRI ARTHA	75,149	5,456	80,605	579	-	80,026
<b>JUMLAH / SUB TOTAL</b>		<b>230,837</b>	<b>79,430</b>	<b>310,267</b>	<b>32,154</b>	<b>-</b>	<b>278,113</b>
<b>PERUSAHAAN ASURANSI JIWA YANG MEMILIKI UNIT SYARIAH</b>							
<b>LIFE INSURANCE COMPANIES WHICH OWN SHARIA UNIT</b>							
1	ASURANSI JIWA BERSAMA BUMIPUTERA 1912	148,171	11,880	160,051	64,806	-	95,245
2	PT AVRIST ASSURANCE (d.h. PT AIA INDONESIA)	68,333	2,875	71,208	1,678	-	69,531
3	PT ALLIANZ LIFE INDONESIA	73,486	3,089	76,575	29,491	-	47,084
4	PT ASURANSI JIWA BRINGIN JIWA SEJAHTERA	36,844	9,629	46,473	625	-	45,848
5	PT ASURANSI JIWA CENTRAL ASIA RAYA	48,641	534	49,175	12,303	-	36,872
6	PT ASURANSI JIWA MEGA LIFE	25,528	14,858	40,387	6,095	-	34,292
7	PT ASURANSI JIWA SINAR MAS (d.h. EKA LIFE)	44,583	27,229	71,812	18,300	-	53,512
8	PT BNI LIFE INSURANCE	46,793	2,154	48,947	2,527	-	46,420
9	PT GREAT EASTERN LIFE INDONESIA	29,753	604	30,357	3,239	-	27,118
10	PT TOKIO MARINE LIFE INDONESIA (d.h. MAA Life)	58,232	4,206	62,439	15,732	-	46,707
11	PT PRUDENTIAL LIFE ASSURANCE	643,500	90,070	733,570	71,369	-	662,200
12	PT AXA MANDIRI FINANCIAL SERVICES	186,543	54,443	240,986	11,877	-	229,108
13	PT ASURANSI JIWA MANULIFE INDONESIA	54,010	2,898	56,907	10,062	-	46,846
14	PT PANIN LIFE (d.h. PT Panin Anugrah Life)	36,371	15,553	51,924	6,938	-	44,985
15	PT AIA FINANCIAL	369,977	53,145	423,122	263,543	-	159,579
16	PT AXA FINANCIAL INDONESIA	41,792	55,713	97,505	17,888	-	79,618
17	PT SUN LIFE FINANCIAL INDONESIA	44,360	5,300	49,660	15,540	-	34,121
<b>JUMLAH / SUB TOTAL</b>		<b>1,956,918</b>	<b>354,179</b>	<b>2,311,097</b>	<b>552,013</b>	<b>-</b>	<b>1,759,085</b>
<b>JUMLAH KESELURUHAN / GRAND TOTAL</b>		<b>2,187,755</b>	<b>433,609</b>	<b>2,621,364</b>	<b>584,167</b>	<b>-</b>	<b>2,037,198</b>

TABEL 4.1C.1/TABLE 4.1C.1  
REKAPITULASI INVESTASI DANA PERUSAHAAN, PER 31 DESEMBER 2012  
RECAPITULATION OF INVESTMENT OF SHAREHOLDER FUND, AS OF 31 DECEMBER 2012

NO.	NAMA PERUSAHAAN NAME OF COMPANY	DEPOSITO DEPOSIT	SAHAM SYARIAH SHARIA STOCKS	SAHUK/OLIG SYARIAH CORPORATE STOCKS	SURAT BERHARGA SYARIAH GOVERNMENT SUKUK	SB SYARIAH DITERBITKAN BANK INDONESIA SHARIA BI CERTIFICATE	SB SYARIAH DITERBITKAN NEGARA SELAIN RI FOREIGN GOVT. SUKUK	SB SYARIAH DITERBITKAN LEMBAGA MULTINASIONAL SUKUK OF MULTINATIONAL INSTITUTIONS	REKSA DANA SYARIAH MUTUAL FUND	EFEK BERAGUN ASET SYARIAH ASSET'S BACKED SECURITIES	PEMBAYARAN MELALUI KERJASAMA DG. PIHAK LAIN FINANCING	EMAS MURNI GOLD	PENYERTAAN LANGSUNG OTHER INVESTMENT	BANGUNAN DG. HAK STRATA TANAH DG BANGUNAN PROPERTY INVESTASI LAIN OTHER INVESTMENT			JUMLAH TOTAL
														(15)	(16)	(17)	
(1)	(2)	(3)	(4)	(5)	(6)	(7)	(8)	(9)	(10)	(11)	(12)	(13)	(14)	(15)	(16)	(17)	
<b>PERUSAHAAN ASURANSI JIWA SYARIAH</b>																	
<b>SHARIA LIFE INSURANCE COMPANIES</b>																	
1	PT ASURANSI TAKAFUL KELUARGA	47.407	-	2.000	-	-	-	-	8.291	-	-	-	38.633	2.086	4.617	103.034	
2	PT ASURANSI JIWA SYARIAH AL AMIN	52.664	-	-	-	-	-	-	-	-	-	-	-	-	-	52.664	
3	PT ASURANSI JIWA AMANAH JIWA GIRI ARTHA	67.000	-	8.049	-	-	-	-	-	-	-	-	-	-	100	75.149	
<b>JUMLAH / SUB TOTAL</b>		167.061	-	10.049	-	-	-	-	8.291	-	-	-	38.633	2.086	4.717	230.837	
<b>PERUSAHAAN ASURANSI JIWA YANG MEMILIKI UNIT SYARIAH</b>																	
<b>LIFE INSURANCE COMPANIES WHICH OWN SHARIA UNIT</b>																	
1	ASURANSI JIWA BERSAMA BUMI PUTERA 1912	43.600	-	15.516	16.686	-	-	-	72.369	-	-	-	-	-	-	148.171	
2	PT AVRIST ASSURANCE (d.h. PT AIA INDONESIA)	39.836	-	7.539	20.958	-	-	-	-	-	-	-	-	-	-	69.333	
3	PT ALLIANZ LIFE INDONESIA	48.700	-	2.310	22.476	-	-	-	-	-	-	-	-	-	-	73.486	
4	PT ASURANSI JIWA BRINGIN JIWA SEJAHTERA	5.654	-	11.048	13.642	-	-	-	6.500	-	-	-	-	-	-	36.844	
5	PT ASURANSI JIWA CENTRAL ASIA RAYA	28.182	2.398	13.264	-	-	-	-	4.797	-	-	-	-	-	-	48.641	
6	PT ASURANSI JIWA MEGA LIFE	13.400	-	-	8.817	-	-	-	3.311	-	-	-	-	-	-	25.528	
7	PT ASURANSI JIWA SINAR MAS (d.h. EKA LIFE)	25.000	-	14.099	-	-	-	-	5.484	-	-	-	-	-	-	44.583	
8	PT BNI LIFE INSURANCE	22.850	-	12.122	5.373	-	-	-	6.447	-	-	-	-	-	-	46.793	
9	PT GREAT EASTERN LIFE INDONESIA	24.910	-	-	4.843	-	-	-	-	-	-	-	-	-	-	29.753	
10	PT TOKO MARINE LIFE INDONESIA (d.h. MAA Life)	57.200	-	1.032	-	-	-	-	-	-	-	-	-	-	-	58.232	
11	PT PRUDENTIAL LIFE ASSURANCE	643.500	-	-	-	-	-	-	-	-	-	-	-	-	-	643.500	
12	PT AXA MANDIRI FINANCIAL SERVICES	104.725	-	-	81.818	-	-	-	-	-	-	-	-	-	-	186.543	
13	PT ASURANSI JIWA MANULIFE INDONESIA	46.885	-	-	7.125	-	-	-	-	-	-	-	-	-	-	54.010	
14	PT PANIN LIFE (d.h. PT Panin Anugrah Life)	11.121	-	25.250	-	-	-	-	-	-	-	-	-	-	-	36.371	
15	PT AIA FINANCIAL	58.000	-	12.791	297.829	-	-	-	-	-	-	-	-	-	1.357	369.977	
16	PT AXA FINANCIAL INDONESIA	41.792	-	-	-	-	-	-	-	-	-	-	-	-	-	41.792	
17	PT SUN LIFE FINANCIAL INDONESIA	10.500	-	-	33.860	-	-	-	-	-	-	-	-	-	-	44.360	
<b>JUMLAH / SUB TOTAL</b>		1.225.855	2.398	114.973	513.428	-	-	-	98.907	-	-	-	-	-	-	1.956.918	
<b>JUMLAH KESELURUHAN / GRAND TOTAL</b>		1.392.916	2.398	125.021	513.428	-	-	-	107.188	-	-	-	38.633	2.086	6.074	2.187.755	

TABEL - 4.1C.2/TABLE: 4.1C.2  
REKAPITULASI ASET BUKAN INVESTASI DANA PERUSAHAAN, PER 31 DESEMBER 2012  
RECAPITULATION OF NON-INVESTMENT ASSETS OF SHAREHOLDER FUND, AS OF 31 DECEMBER 2012

NO.	NAMA PERUSAHAAN NAME OF COMPANY	KAS DAN BANK CASH AND BANK		TAGIHAN INVESTASI INVESTMENT RECEIVABLE		TAGIHAN HASIL INVESTASI INVESTMENT YIELD REC.		TAGIHAN UJRAH KEPADA PESERTA UJRAH REC TO POLICYHOLDER		TAGIHAN ALOKASI SURPLUS UNDERWRITING SHARE OF SURPLUS		TAGIHAN BAGI HASIL PENGELOLAHAN INVESTASI TABARRU/FUND INVESTMENT FEE RECEIV.		TAGIHAN QARDH QARDH RECEIVABLE		BANGUNAN DG. HAK SRTATANAH DG. BANGUNAN PROPERTY		KOMPUTER COMPUTER HARDWARE		AKTIVA TETAP LAIN OTHERFIXED ASS.		AKTIVA LAIN OTHER ASSETS		JUMLAH BUKAN INVESTASI NON INVESTMENT			
		(3)	(4)	(5)	(6)	(7)	(8)	(9)	(10)	(11)	(12)	(13)	(14)														
<b>PERUSAHAAN ASURANSI JIWA SYARIAH SHARIA LIFE INSURANCE COMPANIES</b>																											
1	PT ASURANSI TAKAFUL KELUARGA	5.700	-	-	2.499	-	-	-	-	-	1.515	-	13.527	-	-	1.443	15.616	40.301	-	-	-	-	-	-	-	-	
2	PT ASURANSI JIWA SYARIAH AL AMIN	1.480	-	123	6.276	52	-	-	-	-	226	-	15.602	-	-	9.473	442	33.874	-	-	-	-	-	-	-	-	
3	PT ASURANSI JIWA AMANAH JIWA GIRI ARTHA	2.276	-	137	3	-	-	-	-	-	264	-	-	-	-	1.024	1.751	5.456	-	-	-	-	-	-	-	-	
<b>JUMLAH / SUB TOTAL</b>		<b>9.456</b>	<b>-</b>	<b>260</b>	<b>8.778</b>	<b>52</b>	<b>-</b>	<b>-</b>	<b>-</b>	<b>-</b>	<b>2.005</b>	<b>-</b>	<b>29.129</b>	<b>-</b>	<b>-</b>	<b>11.941</b>	<b>17.810</b>	<b>79.430</b>	<b>-</b>	<b>-</b>	<b>-</b>	<b>-</b>	<b>-</b>	<b>-</b>	<b>-</b>	<b>-</b>	
<b>PERUSAHAAN ASURANSI JIWA YANG MEMILIKI UNIT SYARIAH LIFE INSURANCE COMPANIES WHICH OWN SHARIA UNIT</b>																											
1	ASURANSI JIWA BERSAMA BUMIPUTERA 1912	3.096	-	68	-	-	-	-	-	-	58	-	-	-	-	379	8.281	11.880	-	-	-	-	-	-	-	-	-
2	PT AVRIST ASSURANCE (d.h. PT AIA INDONESIA)	609	-	629	457	-	-	-	-	-	-	-	-	-	-	-	1.179	2.875	-	-	-	-	-	-	-	-	-
3	PT ALLIANZ LIFE INDONESIA	1.217	-	565	1.307	-	-	-	-	-	-	-	-	-	-	-	-	3.089	-	-	-	-	-	-	-	-	-
4	PT ASURANSI JIWA BRINGIN JIWA SEJAHTERA	812	-	-	3.582	-	-	-	-	-	42	-	-	-	-	271	4.922	9.629	-	-	-	-	-	-	-	-	-
5	PT ASURANSI JIWA CENTRAL ASIA RAYA	351	-	161	-	-	-	-	-	-	22	-	-	-	-	0	0	534	-	-	-	-	-	-	-	-	-
6	PT ASURANSI JIWA MEGA LIFE	5.400	-	276	8.407	-	-	-	-	-	3	-	-	-	-	-	772	14.858	-	-	-	-	-	-	-	-	-
7	PT ASURANSI JIWA SINAR MAS (d.h. EKA LIFE)	17.787	-	413	-	7.568	1.135	-	-	-	38	-	-	-	-	288	27.229	27.229	-	-	-	-	-	-	-	-	-
8	PT BNI LIFE INSURANCE	785	-	773	-	-	-	-	-	-	128	-	-	-	-	27	441	2.154	-	-	-	-	-	-	-	-	-
9	PT GREAT EASTERN LIFE INDONESIA	283	-	146	-	-	-	-	-	-	-	-	-	-	-	-	175	604	-	-	-	-	-	-	-	-	-
10	PT TOKIO MARINE LIFE INDONESIA (d.h. MAA Life)	885	-	71	79	-	-	-	-	-	253	-	-	-	-	1.045	1.874	4.206	-	-	-	-	-	-	-	-	-
11	PT PRUDENTIAL LIFE ASSURANCE	13.166	-	894	69.730	-	-	-	-	-	53	-	-	-	-	5	6.221	90.070	-	-	-	-	-	-	-	-	-
12	PT AXA MANDIRI FINANCIAL SERVICES	27.243	-	2.129	-	-	-	-	-	-	-	-	-	-	-	-	25.071	54.443	-	-	-	-	-	-	-	-	-
13	PT ASURANSI JIWA MANULIFE INDONESIA	2.612	-	199	-	87	-	-	-	-	-	-	-	-	-	-	2.898	-	-	-	-	-	-	-	-	-	-
14	PT PANIN LIFE (d.h. PT Panin Anugrah Life)	2.539	-	591	552	-	-	-	-	-	-	-	-	-	-	-	11.870	15.553	-	-	-	-	-	-	-	-	-
15	PT AIA FINANCIAL	1.604	-	6.677	34.188	-	-	-	-	-	-	-	-	-	-	3	10.672	53.145	-	-	-	-	-	-	-	-	-
16	PT AXA FINANCIAL INDONESIA	48.750	-	-	6.963	-	-	-	-	-	-	-	-	-	-	-	-	55.713	-	-	-	-	-	-	-	-	-
17	PT SUN LIFE FINANCIAL INDONESIA	3.936	-	690	-	-	-	-	-	-	3	-	-	500	-	10	161	5.300	-	-	-	-	-	-	-	-	-
<b>JUMLAH / SUB TOTAL</b>		<b>131,075</b>	<b>-</b>	<b>14,282</b>	<b>125,265</b>	<b>7,655</b>	<b>1,135</b>	<b>500</b>	<b>-</b>	<b>-</b>	<b>589</b>	<b>-</b>	<b>29,129</b>	<b>-</b>	<b>-</b>	<b>2,029</b>	<b>71,640</b>	<b>354,179</b>	<b>-</b>	<b>-</b>	<b>-</b>	<b>-</b>	<b>-</b>	<b>-</b>	<b>-</b>	<b>-</b>	<b>-</b>
<b>JUMLAH KESELURUHAN / GRAND TOTAL</b>		<b>140,531</b>	<b>-</b>	<b>14,542</b>	<b>134,043</b>	<b>7,708</b>	<b>1,135</b>	<b>500</b>	<b>2,604</b>	<b>13,969</b>	<b>89,449</b>	<b>433,609</b>															

TABEL 4.2C / TABLE 4.2C  
REKAPITULASI RUGI LABA DANA PERUSAHAAN, PER 31 DESEMBER 2012  
RECAPITULATION INCOME INVESTMENTS OF SHAREHOLDER FUND, AS OF 31 DECEMBER 2012

NO.	NAMA PERUSAHAAN NAME OF COMPANY	TOTAL URAH DITERIMA TOTAL URAH RECEIVED	SHARE OF INVESTMENT YIELD	(4)	(5)	(6)	TOTAL REVENUE OF SHAREHOLDERS ACCUMULATION COST	(8)	(9)	(10)	(11)	(12)	(13)	(14)	(15)	(16)	(17)
<b>PERUSAHAAN ASURANSI JIWA SYARIAH</b>																	
<b>SHARIA LIFE INSURANCE COMPANIES</b>																	
1	PT ASURANSI TAKAFUL KELUARGA	93.417	12.680	2.884	4.518	113.499	57.359	-	3.300	56.912	-	117.571	10.281	80	155	5.973	
2	PT ASURANSI JIWA SYARIAH AL AMIN	80.252	-	267	2.648	83.167	18.237	40.305	768	18.629	41	77.980	52	-	828	4.412	
3	PT ASURANSI JIWA AMANAH JIWA GIRI ARTHA	18	-	-	4.312	4.330	-	-	26	4.263	15	4.304	-	-	-	26	
<b>JUMLAH / SUB TOTAL</b>		<b>173.687</b>	<b>12.680</b>	<b>3.151</b>	<b>11.478</b>	<b>200.996</b>	<b>75.596</b>	<b>40.305</b>	<b>4.084</b>	<b>79.804</b>	<b>56</b>	<b>199.855</b>	<b>10.333</b>	<b>80</b>	<b>983</b>	<b>10.410</b>	
<b>PERUSAHAAN ASURANSI JIWA YANG MEMILIKI UNIT SYARIAH</b>																	
<b>LIFE INSURANCE COMPANIES WHICH OWN SHARIA UNIT</b>																	
1	ASURANSI JIWA BERSAMA BUMIPUTERA 1912	46.449	13.502	-	8.238	68.189	27.701	357	26.315	10.654	-	65.027	601	-	-	3.763	
2	PT AVRIST ASSURANCE (d.h. PT AIA INDONESIA)	14.688	-	7	4.978	19.663	8.662	-	-	1.808	-	10.470	11.804	-	502	20.285	
3	PT ALLIANZ LIFE INDONESIA	257.561	-	-	3.182	260.743	228.178	-	-	54.302	(20)	282.460	26.895	-	-	5.178	
4	PT ASURANSI JIWA BRINGSIN JIWA SEJAHTERA	11.769	-	-	3.086	14.855	5.671	-	1.336	6.044	34	13.084	-	-	-	1.770	
5	PT ASURANSI JIWA CENTRAL ASIA RAYA	6.947	-	-	860	7.807	4.582	514	1.267	332	-	6.695	215	-	-	1.327	
6	PT ASURANSI JIWA MEGA LIFE	19.066	-	-	1.643	20.709	11.933	-	490	2.003	(12)	14.415	164	-	-	6.458	
7	PT ASURANSI JIWA SINAR MAS (d.h. EKA LIFE)	19.792	1.065	7.568	2.808	31.233	9.262	392	75	2.142	1.028	12.899	799	-	-	19.132	
8	PT BNI LIFE INSURANCE	24.844	1.880	416	3.387	30.527	10.784	1.495	1.188	4.872	-	18.320	151	-	-	12.358	
9	PT GREAT EASTERN LIFE INDONESIA	156	-	-	1.622	1.778	140	-	-	2.787	-	2.928	-	-	-	(1.150)	
10	PT TOKIO MARINE LIFE INDONESIA (d.h. IMAA Life)	503	-	-	1.466	1.970	246	-	-	12.402	(52)	12.597	-	-	-	(10.627)	
11	PT PRUDENTIAL LIFE ASSURANCE	1.157.064	-	5.647	32.887	1.195.789	434.878	3.923	11.519	11.391	-	461.711	1.863	-	175.554	560.386	
12	PT AXA MANDIRI FINANCIAL SERVICES	14.671	-	-	13.932	28.603	29.543	-	206	3.292	(113.632)	(80.590)	18.423	-	-	127.616	
13	PT ASURANSI JIWA MANULIFE INDONESIA	19.803	-	87	1.658	21.548	6.499	-	-	1.898	711	9.108	-	-	2.984	9.485	
14	PT PANIN LIFE (d.h. PT Panin Anugrah Life)	13.129	-	-	2.356	15.484	6.033	521	107	6.995	334	6.995	1.533	-	-	10.022	
15	PT AIA FINANCIAL	427.282	-	-	13.289	440.531	248.963	-	24.208	64.676	-	337.746	1.588	-	2.642	101.731	
16	PT AXA FINANCIAL INDONESIA	4.428	-	-	2.448	6.876	4.470	-	-	25	(20.067)	(15.571)	(72)	-	-	22.375	
17	SUN LIFE FINANCIAL INDONESIA	17.441	-	-	2.718	20.159	14.553	-	2.251	20.909	7	37.720	3	-	-	(17.557)	
<b>JUMLAH / SUB TOTAL</b>		<b>2,055,542</b>	<b>16,446</b>	<b>13,926</b>	<b>100,539</b>	<b>2,186,453</b>	<b>1,052,099</b>	<b>7,201</b>	<b>68,942</b>	<b>199,773</b>	<b>(132,002)</b>	<b>1,196,013</b>	<b>63,764</b>	<b>-</b>	<b>181,683</b>	<b>872,522</b>	
<b>JUMLAH KESELURUHAN / GRAND TOTAL</b>		<b>2,229,229</b>	<b>29,126</b>	<b>17,077</b>	<b>112,017</b>	<b>2,387,449</b>	<b>1,127,695</b>	<b>47,506</b>	<b>73,035</b>	<b>279,577</b>	<b>(131,946)</b>	<b>1,395,868</b>	<b>74,097</b>	<b>80</b>	<b>182,666</b>	<b>882,932</b>	

TABEL 4.3C / TABLE 4.3C  
HASIL INVESTASI DANA PERUSAHAAN PER 31 DESEMBER 2012  
INVESTMENT INCOME OF SHAREHOLDER FUND, AS OF 31 DECEMBER 2012

NO.	NAMA PERUSAHAAN	DEPOSITO	SAHAM STOCKS	SUKUK/ OBLIGASI SYARIAH	SUARA BERHARGA SYARIAH NEGARA	SB SYARIAH DITERBITKAN BANK INDONESIA	SB SYARIAH DITERBITKAN NEGARA SELAIN RI	SB SYARIAH DITERBITKAN LEMBAGA MULTINASIONAL	REKSA DANA SYARIAH MUTUAL FUND	EFEK BERAGUN ASET SYARIAH SHARIA ASSET BACKED SECURITIES	PEMBIAYAAN				BANGUNAN			Jumlah
											EMAS MURNI	PENYERTAAN LANGSUNG DIRECT PLACEMENT	DC HAK STRATA/ TANAH DG. BANGUNAN	INVESTASI LAIN INVESTASI INVESTMENT OTHER INVESTMENT TS	EMAS MURNI	PENYERTAAN LANGSUNG DIRECT PLACEMENT	DC HAK STRATA/ TANAH DG. BANGUNAN	
(1)	(2)	(1)	(2)	(3)	(4)	(5)	(6)	(7)	(8)	(9)	(10)	(11)	(12)	(13)	(14)	(15)	(16)	
<b>PERUSAHAAN ASURANSI JIWA SYARIAH</b>																		
<b>SHARIA LIFE/INSURANCE COMPANIES</b>																		
1	PT ASURANSI TAKAFUL KELUARGA	1,946	406	975	-	-	-	-	463	-	-	-	-	-	728	-	4,518	
2	PT ASURANSI JIWA SYARIAH AL AMIN	2,648	-	-	-	-	-	-	-	-	-	-	-	-	-	-	2,648	
3	PT ASURANSI JIWA AMANAH JIWA GIRI ARTHA	4,013	-	299	-	-	-	-	-	-	-	-	-	-	0	-	4,312	
<b>Jumlah / SUB TOTAL</b>		<b>8,608</b>	<b>406</b>	<b>1,273</b>	<b>-</b>	<b>-</b>	<b>-</b>	<b>-</b>	<b>463</b>	<b>-</b>	<b>-</b>	<b>-</b>	<b>-</b>	<b>-</b>	<b>728</b>	<b>-</b>	<b>11,478</b>	
<b>PERUSAHAAN ASURANSI JIWA YANG MEMILIKI UNIT SYARIAH</b>																		
<b>LIFE/INSURANCE COMPANIES WHICH OWN SHARIA UNIT</b>																		
1	ASURANSI JIWA BERSAMA RUMPUTERA 1912	1,838	-	806	1,255	-	-	-	-	-	-	-	-	-	-	-	8,238	
2	PT AVEST ASSURANCE (dib. PT. AIA INDONESIA)	2,290	-	588	2,100	-	-	-	-	-	-	-	-	-	-	-	4,978	
3	PT ALLIANZ LIFE INDONESIA	2,005	-	1,179	1,179	-	-	-	-	-	-	-	-	-	-	-	3,182	
4	PT ASURANSI JIWA BRUNGN JIWA SEJAHTERA	619	-	1,114	863	-	-	-	-	-	-	-	-	-	490	-	3,086	
5	PT ASURANSI JIWA CENTRAL ASIA RAYA	-	530	-	-	-	-	-	330	-	-	-	-	-	-	-	860	
6	PT ASURANSI JIWA MEGA LIFE	1,218	-	-	255	-	-	-	138	-	-	-	-	-	34	-	1,645	
7	PT ASURANSI JIWA SINAR MAS (dib. EKA LIFE)	481	(115)	1,873	-	-	-	-	569	-	-	-	-	-	-	-	2,808	
8	PT BNI LIFE INSURANCE	1,017	-	1,005	387	-	-	-	978	-	-	-	-	-	-	-	3,387	
9	PT GREAT EASTERN LIFE INDONESIA	1,186	-	-	434	-	-	-	-	-	-	-	-	-	-	(2)	1,622	
10	PT TOKYO MARINE LIFE INDONESIA (dib. MAI Life)	1,353	-	114	-	-	-	-	-	-	-	-	-	-	-	-	1,466	
11	PT PRUDENTIAL LIFE ASSURANCE	25,737	-	-	-	-	-	-	-	-	-	-	-	-	71,500	-	32,887	
12	PT AXA MANDIRI FINANCIAL SERVICES	3,950	-	-	-	-	9,981	-	-	-	-	-	-	-	-	-	13,932	
13	PT ASURANSI JIWA MANULIFE INDONESIA	1,578	-	280	-	-	-	-	-	-	-	-	-	-	-	-	1,658	
14	PT PANIN LIFE (dib. PT Panin Amagah Life)	1,425	-	931	-	-	-	-	-	-	-	-	-	-	-	-	2,356	
15	PT AXA FINANCIAL	5,765	-	12	8,003	-	-	-	-	-	-	-	-	-	416	926	13,209	
16	PT AXA FINANCIAL INDONESIA	2,448	-	-	2,718	-	-	-	-	-	-	-	-	-	-	-	2,448	
17	PT SUN LIFE FINANCIAL INDONESIA	-	-	-	-	-	-	-	-	-	-	-	-	-	-	-	2,718	
<b>Jumlah / SUB TOTAL</b>		<b>52,709</b>	<b>415</b>	<b>6,722</b>	<b>17,191</b>	<b>-</b>	<b>9,981</b>	<b>-</b>	<b>6,355</b>	<b>-</b>	<b>-</b>	<b>-</b>	<b>-</b>	<b>-</b>	<b>8,990</b>	<b>925</b>	<b>100,539</b>	
<b>Jumlah Keseluruhan/Grand Total</b>		<b>61,316</b>	<b>821</b>	<b>7,996</b>	<b>17,191</b>	<b>-</b>	<b>9,981</b>	<b>-</b>	<b>6,818</b>	<b>-</b>	<b>-</b>	<b>-</b>	<b>-</b>	<b>-</b>	<b>8,818</b>	<b>925</b>	<b>112,017</b>	

TABEL: 4.4C / TABLE: 4.4C

**NERACA GABUNGAN DANA PERUSAHAAN, PER 31 DESEMBER 2011**

CONSOLIDATED BALANCE SHEETS OF SHAREHOLDER FUND, AS OF 31 DECEMBER 2011

		Dalam Jutaan Rupiah In Million Rupiah
NO.	URAIAN / DESCRIPTIONS	JUMLAH
<b>ASET</b>		
<b>Investasi</b>		
1	Deposito	1,392,916
2	Saham syariah / Sharia stock	2,398
3	Sukuk atau obligasi syariah	125,021
4	Surat berharga syariah negara	513,428
5	Surat berharga syariah yang diterbitkan oleh Bank Indonesia	-
6	Surat berharga syariah yang diterbitkan oleh selain Negara Republik Indonesia	-
7	Surat berharga syariah yang diterbitkan oleh lembaga multinasional	-
8	Reksa dana syariah	107,198
9	Efek beragun aset syariah	-
10	Pembiayaan melalui kerjasama dengan pihak lain syariah.	-
11	Emas murni	-
12	Penyertaan langsung	38,633
13	Bangunan dengan hak strata atau tanah dengan bangunan untuk investasi	2,086
14	Investasi lain	6,074
15	<b>Jumlah investasi</b>	<b>2,187,755</b>
<b>Bukan investasi</b>		
17	Kas dan bank	140,531
18	Tagihan Investasi	-
19	Tagihan hasil investasi	14,542
20	Tagihan <i>ujrah</i> kepada peserta	134,043
21	Tagihan alokasi surplus dana <i>tabarru'</i>	7,708
22	Tagihan bagi hasil pengelolaan investasi dana <i>tabarru'</i>	1,135
23	Tagihan <i>qardh</i>	500
24	Bangunan dengan hak strata atau tanah dengan bangunan untuk dipakai sendiri	29,129
25	Perangkat keras komputer	2,604
26	Aset tetap lain	13,969
27	Aset lain	89,449
28	<b>Jumlah bukan investasi</b>	<b>433,609</b>
29	<b>JUMLAH ASET</b>	<b>2,621,364</b>
<b>LIABILITAS</b>		
31	Utang komisi	142,497
32	Utang <i>ujrah</i> reasuransi	7,440
33	Utang pajak	5,941
34	Biaya yang masih harus dibayar	10,777
35	Utang zakat	80
36	Utang lain	417,433
37	<b>Jumlah liabilitas</b>	<b>584,167</b>
38	<b>PINJAMAN SUB ORDINASI</b>	-
<b>MODAL SENDIRI</b>		
40	Modal disetor	865,628
41	Agio saham	1
42	Cadangan	1,701
43	Kenaikan (penurunan) surat berharga	26,907
44	Selisih penilaian aktiva tetap	-
45	Saldo laba	1,142,962
46	<b>Jumlah modal sendiri</b>	<b>2,037,198</b>
47	<b>JUMLAH LIABILITAS, PINJAMAN SUBORDINASI, DAN MODAL SENDIRI</b>	<b>2,621,365</b>



Usaha Asuransi Jiwa Syariah  
*Sharia Life Insurance Business*

TABEL: 4.5C / TABLE: 4.5C

LABA (RUGI) DANA PERUSAHAAN, TAHUN 2012  
*INCOME STATEMENT OF SHAREHOLDER FUND, YEAR 2012*

		Dalam Jutaan Rupiah In Million Rupiah
NO.	URAIAN / DESCRIPTIONS	JUMLAH / TOTAL
<b>1</b>	<b>PENDAPATAN</b>	
<b>2</b>	<b>Ujrah diterima</b>	
	a. Ujrah diterima atas pengelolaan risiko	1,903,423
	b. Ujrah diterima atas pengelolaan investasi dana tabarru	944
	c. Ujrah diterima atas pengelolaan investasi dana investasi peserta	324,863
	<b>Total Ujrah diterima</b>	<b>2,229,229</b>
<b>3</b>	Penerimaan komisi	22
<b>4</b>	Bagi hasil pengelolaan investasi dana tabarru'	3,425
<b>5</b>	Bagi hasil pengelolaan investasi dana investasi peserta	25,679
<b>6</b>	Alokasi surplus underwriting dana tabarru'/Underwriting surplus tabarru ' fund	17,077
<b>7</b>	Hasil pengelolaan investasi perusahaan/	112,017
<b>8</b>	<b>Jumlah pendapatan (2+3+4+5+6+7)</b>	<b>2,387,449</b>
<b>9</b>	<b>Beban</b>	
<b>10</b>	<b>Biaya akuisisi</b>	
	a. Beban komisi - tahun pertama	548,090
	b. Beban komisi - tahun lanjutan	214,459
	c. Beban komisi - overriding	215,474
	d. Beban lainnya	149,671
<b>11</b>	<b>Jumlah biaya akuisisi (10a + 10b + 10c + 10d)</b>	<b>1,127,695</b>
<b>12</b>	Ujrah reasuransi	47,506
<b>13</b>	Beban pemasaran	73,035
<b>14</b>	Beban umum & administrasi	279,577
<b>15</b>	Beban usaha lain	(131,946)
<b>16</b>	<b>Jumlah beban (11+12+13+14+15)</b>	<b>1,395,868</b>
<b>17</b>	Imbalan jasa DPLK/jasa manajemen lainnya	12,001
<b>18</b>	Pendapatan lain-lain	62,096
<b>19</b>	<b>Laba (rugi) sebelum zakat (8-16+17+18)</b>	<b>1,065,678</b>
<b>20</b>	Zakat	80
<b>21</b>	Laba (rugi) sebelum pajak(19-20)	1,065,598
<b>22</b>	Pajak penghasilan	182,666
<b>23</b>	<b>Laba setelah pajak (21-22)</b>	<b>882,932</b>

TABEL 4.1D / TABLE 4.1D  
REKAPITULASI NERACA DANA TABARRU', PER 31 DECEMBER 2012  
RECAPITULATION OF BALANCE SHEET OF TABARRU FUND, 31 DECEMBER 2012

NO.	NAMA PERUSAHAAN	ASET BUKAN INVESTASI			JUMLAH ASET	UTANG	LIABILITAS			UTANG QARDH	JUMLAH LIABILITAS DANA TABARRU	JUMLAH AKUMULASI LIABILITAS DAN EKUITAS PESERTA	
		INVESTASI	INVESTASI	INVESTASI			PENYISIHAN KYBMP	PENYISIHAN KONTRIBUSI	PENYISIHAN KLAIM				PENYISIHAN TEKNIKIS
(1)	(2)	(3)	(4)	(5)	(6)	(7)	(8)	(9)	(10)	(11)	(12)	(13)	(14)
<b>FULL-FLEDGED SYARIAH</b>													
1	PT ASURANSI TAKAFUL KELUARGA	176,490	42,101	218,591	26,186	153,588	16,348	7,968	177,904	-	204,090	14,501	218,591
2	PT ASURANSI JIWA SYARIAH AL-AMIN	105,042	57,102	162,143,75	8,353	103,439	7,976	5,638	117,032	-	125,406	36,738	162,144
3	PT ASURANSI JIWA AMANAH/JIWA GIRI ARTHA	-	47	46,76	31	14	1	0	14	-	45	1	47
<b>JUMLAH / SUB-TOTAL</b>		<b>281,532</b>	<b>99,250</b>	<b>380,782</b>	<b>34,571</b>	<b>257,040</b>	<b>24,325</b>	<b>13,606</b>	<b>294,971</b>	<b>-</b>	<b>329,541</b>	<b>51,240</b>	<b>380,782</b>
<b>UNIT SYARIAH</b>													
1	ASURANSI JIWA BERSAMA BUMIPUTERA 1912	24,771	12,177	36,948	701	24,422	1,347	215	25,984	-	26,685	10,263	36,948
2	PT AVRIST ASSURANCE (dh. PT AIA INDONESIA)	8,768	4,411	13,179	2,432	1,939	3,465	2,752	8,156	-	10,588	2,591	13,179
3	PT ALLIANZ LIFE INDONESIA	134,146	5,504	139,650	7,078	2,718	2,867	19,848	25,433	-	32,511	107,139	139,650
4	PT ASURANSI JIWA BRINGIN/JIWA SEJAHTERA	17,041	8,078	25,118	5,642	7,462	68	5,577	13,107	-	18,749	6,369	25,118
5	PT ASURANSI JIWA CENTRAL ASIA RAYA	24,709	8,284	32,993	1,699	23,647	526	129	24,302	-	26,001	6,992	32,993
6	PT ASURANSI JIWA MEGA LIFE	42,815	25,314	68,129	16,849	41,483	156	-	41,638	-	58,488	9,641	68,129
7	PT ASURANSI JIWA SINAR MAS (dh. EKA LIFE)	66,568	5,338	71,906	9,453	661	46,293	1,265	48,219	-	57,672	14,235	71,906
8	PT BNI LIFE INSURANCE	53,001	6,301	59,302	4,026	33,281	1,570	1,911	36,762	-	40,788	18,514	59,302
9	PT GREAT EASTERN LIFE INDONESIA	2,745	1,027	3,772	316	412	95	20	527	-	843	2,929	3,772
10	PT TOKIO MARINE LIFE INDONESIA (dh. MAA Life)	2,253	1,729	3,982	99	129	122	12	264	-	363	3,619	3,982
11	PT PRUDENTIAL LIFE ASSURANCE	240,832	44,474	285,306	56,030	21,294	-	77,784	99,078	-	155,107	130,198	285,306
12	PT AXA MANDIRI FINANCIAL SERVICES	4,053	10,855	14,908	5,288	344	325	3,455	4,125	-	9,412	5,496	14,908
13	PT ASURANSI JIWA MANULIFE INDONESIA	1,619	1,254	2,873	1,274	-	526	58	584	-	1,859	1,015	2,873
14	PT PANIN LIFE (dh. PT Panin Amugrah Life)	9,458	1,729	11,187	5,392	25	274	228	527	-	5,919	5,269	11,187
15	PT AIA FINANCIAL	19,859	41,760	61,620	43,715	1,037	1,156	734	2,927	-	46,642	14,978	61,620
16	PT AXA FINANCIAL INDONESIA	1,208	3,116	4,324	447	109	23	818	950	-	1,397	2,927	4,324
17	PT SUN LIFE FINANCIAL INDONESIA	-	2,150	2,150	726	-	200	146	346	500	1,572	578	2,150
<b>JUMLAH / SUB-TOTAL</b>		<b>653,847</b>	<b>183,500</b>	<b>837,348</b>	<b>161,168</b>	<b>158,962</b>	<b>59,015</b>	<b>114,952</b>	<b>332,928</b>	<b>500</b>	<b>494,597</b>	<b>342,751</b>	<b>837,348</b>
<b>JUMLAH KESELURAHAN</b>		<b>935,379</b>	<b>282,750</b>	<b>1,218,129</b>	<b>195,739</b>	<b>416,002</b>	<b>83,340</b>	<b>128,557</b>	<b>627,899</b>	<b>500</b>	<b>824,138</b>	<b>393,991</b>	<b>1,218,129</b>

Dlm. jutaan rupiah  
In million rupiah

TABEL 4.D1 / TABLE 4.D1  
REKAPITULASI INVESTASI DAN TABARRU', 31 DESEMBER 2012  
RECAPITULATION OF INVESTED ASSETS OF TABARRU' FUND, 31 DECEMBER 2012

Dlm. jutaan rupiah  
In million rupiah

NO.	NAMA PERUSAHAAN NAME OF COMPANY	DEPOSITO DEPOSIT	SAHAM STOCK	SUKUK KORPORASI CORPORATE SUKUK	SUKUK GOVERNMENT SUKUK	SB. SYARIAH DITERBITKAN INDONESIA		SB. SYARIAH DITERBITKAN NEGARA FOREIGN GOVT. SUKUK	SB. SYARIAH DITERBITKAN LEMBAGA MULTINASIONAL	REKSA DANA SYARIAH MUTUAL FUND	EFEK BERAGUN ASET SYARIAH ASSETS BACKED SECURITY	PEMBAYARAN MELALUI KERJASAMA PIHAK LAIN		EMAS MURNI GOLD	INVESTASI LAIN OTHER	JUMLAH TOTAL	
						BANK INDONESIA	SHARIA BICERTIFICATE					(10)	(11)				(12)
<b>FULL-FLEDGED SYARIAH</b>																	
1	PT ASURANSI TAKAFUL KELUARGA	123,026	-	15,041	-	-	-	38,423	-	-	-	-	-	-	-	-	176,490
2	PT ASURANSI JIWA SYARIAH AL-AMIN	97,960	-	-	-	-	7,082	-	-	-	-	-	-	-	-	-	105,042
3	PT ASURANSI JIWA AMANAH JIWA GIRI ARTHA	-	-	-	-	-	-	-	-	-	-	-	-	-	-	-	-
<b>JUMLAH / SUB-TOTAL</b>				220,986	15,041	-	-	45,505	-	-	-	-	-	-	-	-	281,532
<b>UNIT SYARIAH</b>																	
1	ASURANSI JIWA BERSAMA BUMIPUTERA 1912	12,400	-	12,371	-	-	-	-	-	-	-	-	-	-	-	-	24,771
2	PT AVRIST ASSURANCE (d.t. PT AIA INDONESIA)	8,768	-	-	-	-	-	-	-	-	-	-	-	-	-	-	8,768
3	PT ALLIANZ LIFE INDONESIA	105,800	-	-	29,046	-	-	-	-	-	-	-	-	-	-	-	134,846
4	PT ASURANSI JIWA BRINGIN JIWA SEHAJITERA	4,300	-	5,171	2,480	-	-	5,090	-	-	-	-	-	-	-	-	17,041
5	PT ASURANSI JIWA CENTRAL ASIA RAYA	20,156	-	25,000	-	-	-	2,053	-	-	-	-	-	-	-	-	24,709
6	PT ASURANSI JIWA MEGA LIFE	34,570	-	5,655	-	-	-	2,590	-	-	-	-	-	-	-	-	42,815
7	PT ASURANSI JIWA SINAR MAS (d.t. EKA LIFE)	28,100	12,508	16,680	9,280	-	-	-	-	-	-	-	-	-	-	-	66,568
8	PT BNI LIFE INSURANCE	27,450	-	16,109	6,256	-	-	3,186	-	-	-	-	-	-	-	-	53,001
9	PT GREAT EASTERN LIFE INDONESIA	1,000	-	-	1,745	-	-	-	-	-	-	-	-	-	-	-	2,745
10	PT TOKIO MARINE LIFE INDONESIA (d.t. MAA Life)	2,255	-	-	-	-	-	-	-	-	-	-	-	-	-	-	2,255
11	PT PRIDENTIAL LIFE ASSURANCE	240,832	-	-	-	-	-	-	-	-	-	-	-	-	-	-	240,832
12	PT AXA MANDIRI FINANCIAL SERVICES	2,275	-	-	1,778	-	-	-	-	-	-	-	-	-	-	-	4,053
13	PT ASURANSI JIWA MANULIFE INDONESIA	1,619	-	-	-	-	-	-	-	-	-	-	-	-	-	-	1,619
14	PT PANIN LIFE (d.t. PT Panin Amigrah Life)	8,443	-	-	1,015	-	-	-	-	-	-	-	-	-	-	-	9,458
15	PT AIA FINANCIAL	2,027	-	-	17,832	-	-	-	-	-	-	-	-	-	-	-	19,859
16	PT AXA FINANCIAL INDONESIA	1,208	-	-	-	-	-	-	-	-	-	-	-	-	-	-	1,208
17	PT SUN LIFE FINANCIAL INDONESIA	-	-	-	-	-	-	-	-	-	-	-	-	-	-	-	-
<b>JUMLAH / SUB-TOTAL</b>				500,502	58,487	69,432	-	129,919	-	-	-	-	-	-	-	-	633,847
<b>JUMLAH KESELURUHAN</b>				721,488	73,528	69,432	-	58,423	-	-	-	-	-	-	-	-	935,379

TABEL-4.1D.2/ TABLE 4.1D.2  
REKAPITULASI ASET NON INVESTASI DANA TABARRU', 31 DESEMBER 2012  
RECAPITULATION OF NON INVESTED ASSETS OF TABARRU FUND, 31 DECEMBER 2012

NO.	NAMA PERUSAHAAN NAME OF COMPANY	KAS DAN BANK CASH & BANK	TAGIHAN KONTRIBUSI CONTRIBUTION RECEIVABLE	TAGIHAN REASURANSI REINSURANCE RECEIVABLE	TAGIHAN INVESTASI INVESTMENT RECEIVABLE	TAGIHAN HASIL INVESTASI INVEST. YIELD RECEIVABLE	ASET LAIN OTHER ASSETS	JUMLAH TOTAL
<b>FULL - FLEDGED SYARIAH</b>								
1	PT ASURANSI TAKAFUL KELUARGA	2.929	5.831	11.661	-	254	21.426	42.101
2	PT ASURANSI JIWA SYARIAH AL AMIN	3.882	16.557	32.963	-	208	3.492	57.102
3	PT ASURANSI JIWA AMANAH JIWA GIRI ARTHA	45	1	-	-	-	0	47
<b>JUMLAH / SUB-TOTAL</b>		<b>6.856</b>	<b>22.389</b>	<b>44.625</b>	<b>-</b>	<b>462</b>	<b>24.918</b>	<b>99.250</b>
<b>UNIT SYARIAH</b>								
1	ASURANSI JIWA BERSAMA BUMIPUTERA 1912	12.069	-	-	-	108	-	12.177
2	PT AVRIST ASSURANCE (d.h. PT AIA INDONESIA)	3.378	430	-	-	22	581	4.411
3	PT ALLIANZ LIFE INDONESIA	285	49	4.052	-	1.097	21	5.504
4	PT ASURANSI JIWA BRINGIN JIWA SEJAHTERA	1.750	3.459	2.431	-	139	319	8.078
5	PT ASURANSI JIWA CENTRAL ASIA RAYA	708	1.160	1.121	-	72	5.222	8.284
6	PT ASURANSI JIWA MEGA LIFE	6.403	16.700	1.069	-	235	906	25.314
7	PT ASURANSI JIWA SINAR MAS (d.h. EKA LIFE)	714	3.526	40	-	761	297	5.338
8	PT BNI LIFE INSURANCE	2.090	2.269	1.209	-	388	346	6.301
9	PT GREAT EASTERN LIFE INDONESIA	710	12	-	-	61	244	1.027
10	PT TOKIO MARINE LIFE INDONESIA (d.h. MAA Life)	364	29	-	-	3	1.334	1.729
11	PRUDENTIAL LIFE ASSURANCE	14.842	-	1.619	-	307	27.706	44.474
12	PT AXA MANDIRI FINANCIAL SERVICES	10.426	-	429	-	-	-	10.855
13	PT ASURANSI JIWA MANULIFE INDONESIA	1.248	-	2	-	4	-	1.254
14	PT PANIN LIFE (d.h. PT Panin Anugrah Life)	1.494	129	78	-	28	-	1.729
15	PT AIA FINANCIAL	40.815	-	505	-	440	-	41.760
16	PT AXA FINANCIAL INDONESIA	3.070	-	46	-	-	-	3.116
17	PT SUN LIFE FINANCIAL INDONESIA	1.906	103	141	-	-	-	2.150
<b>JUMLAH / SUB-TOTAL</b>		<b>102.251</b>	<b>27.865</b>	<b>12.743</b>	<b>-</b>	<b>3.665</b>	<b>36.976</b>	<b>183.500</b>
<b>JUMLAH KESELURUHAN</b>		<b>109.107</b>	<b>50.254</b>	<b>57.368</b>	<b>-</b>	<b>4.128</b>	<b>61.894</b>	<b>282.750</b>

TABEL 4.2D / TABLE 4.2D  
REKAPITULASI HASIL INVESTASI DANA TABARRU'. TAHUN 2012  
RECAPITULATION OF INVESTMENT YIELD OF TABARRU FUND, YEAR 2012

Dim. jutaan rupiah  
In million rupiah

NO.	NAMA PERUSAHAAN NAME OF COMPANY	(3)	(4)	(5)	(6)	(7)	(8)	(9)	(10)	(11)	(12)	(13)	(14)	(15)	(16)
<b>FULL-FLEDGED SYARIAH</b>															
1	PT ASURANSI TAKAFUL KELUARGA	2,901	-	463	4,405	-	-	-	3,175	-	-	-	-	10,945	-
2	PT ASURANSI JIWA SYARIAH AL AMIN	-	-	-	-	-	-	-	-	-	-	-	-	-	-
3	PT ASURANSI JIWA AMANAH/JIWA GIRI ARTHA	-	-	-	-	-	-	-	-	-	-	-	-	-	-
<b>JUMLAH / SUB-TOTAL</b>		2,901	-	463	4,405	-	-	-	3,175	-	-	-	-	10,945	-
<b>UNIT SYARIAH</b>															
1	ASURANSI JIWA BERSAMA BUMIPUTERA 1912	605	-	502	961	-	-	-	-	-	-	-	-	2,057	10
2	PT AVRIST ASSURANCE (d.h. PT AIA INDONESIA)	516	-	-	-	-	-	-	-	-	-	-	-	516	-
3	PT ALLIANZ LIFE INDONESIA	3,358	-	-	1,874	-	-	-	16	-	-	-	-	5,248	-
4	PT ASURANSI JIWA BRINGIN JIWA SEJAHTERA	176	-	172	2,285	-	-	-	90	-	-	-	-	2,723	-
5	PT ASURANSI JIWA CENTRAL-ASIA RAYA	800	-	94	-	-	-	-	141	-	-	-	-	1,036	-
6	PT ASURANSI JIWA MEGA LIFE	959	-	278	-	-	-	-	90	-	-	-	-	1,327	-
7	PT ASURANSI JIWA SINAR MAS (d.h. EKA LIFE)	604	223	1,099	-	-	-	-	-	-	-	-	-	1,926	-
8	PT BNI LIFE INSURANCE	949	-	1,245	454	-	-	-	474	-	-	-	-	3,121	-
9	PT GREAT EASTERN LIFE INDONESIA	34	-	-	151	-	-	-	-	-	-	-	-	186	-
10	PT TOKYO MARINE LIFE INDONESIA (d.h. MAA Life)	122	-	-	-	-	-	-	-	-	-	-	-	122	-
11	PT PRUDENTIAL LIFE ASSURANCE	12,748	-	-	-	-	-	-	-	-	-	-	-	12,748	0
12	PT AXA MANDIRI FINANCIAL SERVICES	156	-	-	393	-	-	-	-	-	-	-	-	549	-
13	PT ASURANSI JIWA MANULIFE INDONESIA	31	-	-	-	-	-	-	-	-	-	-	-	31	-
14	PT PANIN LIFE (d.h. PT Panin Amgrah Life)	346	-	-	62	-	-	-	-	-	-	-	-	408	-
15	PT AIA FINANCIAL	464	-	185	-	-	-	-	-	-	-	-	397	878	168
16	PT AXA FINANCIAL INDONESIA	72	-	-	-	-	-	-	-	-	-	-	-	72	-
17	PT SUN LIFE FINANCIAL INDONESIA	-	-	-	-	-	-	-	-	-	-	-	-	-	-
<b>JUMLAH / SUB-TOTAL</b>		21,942	223	3,574	6,180	-	-	-	811	-	-	-	397	951	178
<b>JUMLAH KESELURUHAN</b>		24,843	223	4,036	10,585	-	-	-	3,986	-	-	-	397	951	178

**Usaha Asuransi Jiwa dengan Prinsip Syariah**  
**Shariah Life Insurance Business**

**TABEL : 4.3D / TABLE 4.3D**  
**NERACA DANA TABARRU', 31 DESEMBER 2012**  
**BALANCE SHEETS OF TABARRU' FUND, 31 DECEMBER 2012**

Dalam Jutaan Rupiah  
 In Million Rupiah

NO.	URAIAN	JUMLAH
<b>ASET</b>		
<b>Investasi</b>		
1	Deposito	721,488
2	Saham syariah	12,508
3	Sukuk atau obligasi syariah	73,528
4	Surat berharga syariah negara	69,432
5	Surat berharga syariah yang diterbitkan oleh Bank Indonesia	-
6	Surat berharga syariah yang diterbitkan oleh negara selain negara Republik Indonesia	-
7	Surat berharga syariah yang diterbitkan oleh Lembaga Multinasional	-
8	Reksa dana syariah	58,423
9	Efek beragun aset syariah	-
10	Pembiayaan melalui kerjasama dengan pihak lain.	-
11	Emas murni	-
12	Investasi lain	-
<b>Jumlah investasi</b>		<b>935,379</b>
<b>Bukan investasi</b>		
13	Kas dan bank	109,107
14	Tagihan kontribusi	50,254
15	Tagihan reasuransi	57,368
16	Tagihan investasi	-
17	Tagihan hasil investasi	4,128
18	Aset lain	61,894
<b>Jumlah bukan investasi</b>		<b>282,750</b>
<b>JUMLAH ASET</b>		<b>1,218,129</b>
<b>KEWAJIBAN</b>		
<b>Utang</b>		
19	Utang klaim	23,678
20	Utang reasuransi	40,301
21	Utang ujah kepada perusahaan	82,104
22	Utang alokasi surplus kepada tertanggung	3,683
23	Utang alokasi surplus kepada perusahaan	7,708
24	Utang bagi hasil investasi dana tabarru kepada perusahaan	1,135
25	Utang zakat	48
26	Utang lain	37,083
<b>Jumlah utang</b>		<b>195,739</b>
<b>Penyisihan teknis</b>		
27	Penyisihan kontribusi	416,002
28	Penyisihan kontribusi yang belum menjadi pendapatan/hak	83,340
29	Penyisihan klaim	128,557
<b>Jumlah penyisihan teknis</b>		<b>627,899</b>
30	<i>Qardh</i>	500
<b>JUMLAH KEWAJIBAN</b>		<b>824,138</b>
<b>EKUITAS PESERTA</b>		
31	Akumulasi dana <i>tabarru'</i>	389,871
32	Kenaikan (penurunan) surat berharga	4,120
Selisih penilaian aktiva tetap		-
<b>JUMLAH EKUITAS PESERTA</b>		<b>393,991</b>
<b>JUMLAH KEWAJIBAN DAN EKUITAS PESERTA</b>		<b>1,218,129</b>

TABEL : 4.4D/ TABLE 4.4D  
 SURPLUS UNDERWRITING DANA TABARRU', TAHUN 2012  
 UNDERWRITING SURPLUS OF TABARRU FUND, YEAR 2012

NO.	URAIAN	JUMLAH
		Dalam Jutaan Rupiah <i>In Million Rupiah</i>
<b>KONTRIBUSI</b>		
1	Kontribusi para peserta	965,572
2	Kontribusi reasuransi	277,134
3	Kontribusi neto	688,439
<b>BEBAN ASURANSI</b>		
<b>Beban klaim</b>		
4	A. Klaim bruto (klaim yang sudah settle)	543,230
5	B. Klaim reasuransi diterima	200,940
<b>Kenaikan (penurunan) penyisihan kontribusi yang belum menjadi pendapatan/hak (KYBMP)</b>		
6	A. KYBMP pada awal periode	43,424
7	B. KYBMP pada akhir periode	37,638
<b>Kenaikan (penurunan) penyisihan kontribusi</b>		
8	A. Penyisihan kontribusi tahun/triwulan lalu	280,251
9	B. Penyisihan kontribusi tahun/triwulan berjalan	443,667
<b>Kenaikan (penurunan) penyisihan klaim</b>		
10	A. Penyisihan klaim triwulan/tahun lalu	74,918
11	B. Penyisihan klaim triwulan/tahun berjalan	124,272
12	<b>Jumlah Beban Asuransi</b>	549,272
13	<b>SURPLUS (DEFISIT) UNDERWRITING</b>	139,166

Perusahaan Asuransi Jiwa-Syariah  
Sharia-Life Insurance Companies

TABEL : 4.5.D  
PORTEPEL PER 31 DESEMBER 2012  
PORTFOLIO AS AT DECEMBER 31, 2012

Cabang Asuransi : Semua Cabang Asuransi  
Plan : All Plans

UP dalam jutaan rupiah  
Sum Ins. in million rupiah

NO.	NAMA PERUSAHAAN NAME OF COMPANY	PERT. PERORANGAN INDIVIDUAL			PERT. KUMPULAN GROUP			JUMLAH TOTAL	
		Jumlah Polis No. of Policies	Jml. Uang Pert. Sum Insured	Jumlah Peserta No. of Insured	Jml. Uang Pert. Sum Insured	Polis/Peserta Policies/Insured	Jml. Uang Pert. Sum Insured	Jml. Uang Pert. Sum Insured	
(1)	(2)	(3)	(4)	(5)	(6)	(7)	(8)	(8)	
<b>SWASTA NASIONAL / PRIVATE :</b>									
1	PT Asuransi Jiwa Syariah Al-Amin	0	0	37	18,659,772	37	18,659,771.66		
2	PT Asuransi Jiwa Syariah amanah Jiwa Giri Artha	17	1,048	4	2,504	21	3,551.50		
3	PT BNI Life Insurance	669	27,830	278,868	9,791,066	279,537	9,818,895.58		
4	PT Asuransi Jiwa Bringham Jiwa Sejahtera	3,449	175,827	94,831	22,127,035	98,280	22,302,862.19		
5	Asuransi Jiwa Bersama Bumiputera 1912	133,178	3,437,619	46,666	1,349,497	179,844	4,787,116.77		
6	PT Asuransi Jiwa Central Asia Raya	552	31,379	129,049	2,683,546	129,601	2,714,925.00		
7	PT Asuransi Jiwa Mega Life	51,090	1,520,213	3,391,174	253,150,153	3,442,264	254,670,365.68		
8	PT Panin Life (d/h PT Panin Anugrah Life)	4,620	577,095	2,723	4,231	7,343	581,325.27		
9	PT Asuransi Jiwa Sinar Mas	8,768	644,983	38,977	7,838,357	47,745	8,483,340.23		
10	PT Asuransi Takaful Keluarga	109,026	3,942,317	2,423,463	47,591,359	2,532,489	51,533,675.64		
	<b>JUMLAH / SUB TOTAL</b>	<b>311,369</b>	<b>10,358,310.46</b>	<b>6,405,792</b>	<b>363,197,519.06</b>	<b>6,717,161</b>	<b>373,555,829.52</b>		
<b>PATUNGAN / JOINT VENTURE :</b>									
1	PT AIA Financial (d/h PT AIG Life)	22,106	0	0	0	22,106	0.00		
2	PT Asuransi Allianz Life Indonesia	103,406	19,924,464	373,989	1,492,489	477,395	21,416,953.00		
3	PT Avrist Assurance (d/h PT Asuransi AIA Indonesia)	5,205	475,251	67,366	809,141	72,571	1,284,391.94		
4	PT Axa Financial Indonesia	5,069	917,587	0	0	5,069	917,587.11		
5	PT Axa Mandiri Financial Services	36,415	2,588,242	0	0	36,415	2,588,242.00		
6	PT Great Eastern Life Indonesia	0	0	31,480	231,680	31,480	231,680.21		
7	PT Tokio Marine Life Indonesia (d/h PT MAA Life Assl)	1,640	94,378	0	0	1,640	94,378.08		
8	PT Asuransi Jiwa Manulife Indonesia	3,703	0	0	0	3,703	0.00		
9	PT Prudential Life Assurance	360,737	80,804,576	2,620	276,297	363,357	81,080,872.50		
10	PT Sun Life Financial Indonesia	4,051	838,175	145	75	4,196	838,249.64		
	<b>JUMLAH / SUB TOTAL</b>	<b>542,332</b>	<b>105,642,672.36</b>	<b>475,600</b>	<b>2,809,682.11</b>	<b>1,017,932</b>	<b>108,452,354.47</b>		
	<b>JUMLAH KESELURUHAN</b>	<b>863,701</b>	<b>116,000,982.81</b>	<b>6,881,392</b>	<b>366,007,201.18</b>	<b>7,735,093</b>	<b>482,008,183.99</b>		
	<b>GRAND TOTAL</b>								

Catatan (Notes):  
\*) Tidak Menyampaikan Laporan Tahunan  
Have Not Submitted Annual Report



Perusahaan Asuransi Jiwa Syariah  
Sharia-Life Insurance Companies

TABEL : 4.5.D.1  
PORTEPEL PER 31 DESEMBER 2012  
PORTFOLIO AS AT DECEMBER 31, 2012

Cabang Asuransi : Kematian Berjangka  
Plan : Term Insurance

UP dalam jutaan rupiah  
Sum Ins. in million rupiah

NO.	NAMA PERUSAHAAN NAME OF COMPANY	PERT. PERORANGAN INDIVIDUAL			PERT. KUMPULAN GROUP			JUMLAH TOTAL	
		Jumlah Polis No. of Policies	Jml. Uang Pert. Sum Insured	Jumlah Peserta No. of Insured	Jml. Uang Pert. Sum Insured	Polis/Peserta Policies/Insured	Jml. Uang Pert. Sum Insured		
(1)	(2)	(3)	(4)	(5)	(6)	(7)	(8)		
<b>SWASTA NASIONAL / PRIVATE :</b>									
1	PT Asuransi Jiwa Syariah Al-Amin	0	0.00	37	18,659,771.66	37	18,659,771.66		
2	PT Asuransi Jiwa Syariah amanah Jiwa C	0	0.00	4	2,503.50	4	2,503.50		
3	PT BNI Life Insurance	0	0.00	196,450	9,584,857.14	196,450	9,584,857.14		
4	PT Asuransi Jiwa Bringin Jiwa Sejahtera	592	109,389.13	94,508	21,825,908.63	95,100	21,935,297.76		
5	Asuransi Jiwa Bersama Bumiputera 1912	0	0.00	40,999	1,286,285.42	40,999	1,286,285.42		
6	PT Asuransi Jiwa Central Asia Raya	0	0.00	129,049	2,683,546.00	129,049	2,683,546.00		
7	PT Asuransi Jiwa Mega Life	0	0.00	670,304	20,913,768.52	670,304	20,913,768.52		
8	PT Panin Life (d/h PT Panin Anugrah Life	0	0.00	2,723	4,230.55	2,723	4,230.55		
9	PT Asuransi Jiwa Sinar Mas	665	140.80	36,065	7,719,984.05	36,730	7,720,124.85		
10	PT Asuransi Takaful Keluarga	2,560	220,351.09	2,361,319	47,517,511.34	2,363,879	47,737,862.43		
	<b>JUMLAH / SUB TOTAL</b>	<b>3,817</b>	<b>329,881.02</b>	<b>3,531,458</b>	<b>130,198,366.81</b>	<b>3,535,275</b>	<b>130,528,247.83</b>		
<b>PATUNGAN / JOINT VENTURE :</b>									
1	PT AIA Financial (d/h PT AIG Life)	0	0.00	0	0.00	0	0.00		
2	PT Asuransi Allianz Life Indonesia	29,351	4,263,410.00	373,989	1,492,489.00	403,340	5,755,899.00		
3	PT Avrist Assurance (d/h PT Asuransi AIF	0	0.00	37,901	576,824.43	37,901	576,824.43		
4	PT Axa Financial Indonesia	0	0.00	0	0.00	0	0.00		
5	PT Axa Mandiri Financial Services	88	758.00	0	0.00	88	758.00		
6	PT Great Eastern Life Indonesia	0	0.00	31,480	231,680.21	31,480	231,680.21		
7	PT Tokio Marine Life Indonesia (d/h PT M	664	21,115.80	0	0.00	664	21,115.80		
8	PT Asuransi Jiwa Manulife Indonesia	0	0.00	0	0.00	0	0.00		
9	PT Prudential Life Assurance	0	0.00	0	0.00	0	0.00		
10	PT Sun Life Financial Indonesia	0	0.00	0	0.00	0	0.00		
	<b>JUMLAH / SUB TOTAL</b>	<b>30,103</b>	<b>4,285,283.80</b>	<b>443,370</b>	<b>2,300,993.63</b>	<b>473,473</b>	<b>6,586,277.44</b>		
<b>JUMLAH KESELURUHAN</b>		<b>33,920</b>	<b>4,615,164.82</b>	<b>3,974,828</b>	<b>132,499,360.44</b>	<b>4,008,748</b>	<b>137,114,525.27</b>		
<b>GRAND TOTAL</b>									

Catatan (Notes) :

\*) Tidak Menyampaikan Laporan Tahunan  
Have Not Submitted Annual Report

TABEL : 4.5.D.2  
PORTEPEL PER 31 DESEMBER 2012  
PORTFOLIO AS AT DECEMBER 31, 2012

UP dalam jutaan rupiah  
Sum Ins. in million rupiah

Cabang Asuransi : Dwiguna  
Plan : Endowment

NO.	NAMA PERUSAHAAN NAME OF COMPANY	PERT. PERORANGAN INDIVIDUAL		PERT. KUMPULAN GROUP		JUMLAH TOTAL	
		Jumlah Polis No. of Policies (3)	Jml. Uang Pert. Sum Insured (4)	Jumlah Peserta No. of Insured (5)	Jml. Uang Pert. Sum Insured (6)	Polis/Peserta Policies/Insured (7)	Jml. Uang Pert. Sum Insured (8)
<b>SWASTA NASIONAL , PRIVATE :</b>							
1	PT Asuransi Jiwa Syariah Al-Amin	0	0.00	0	0.00	0	0.00
2	PT Asuransi Jiwa Syariah amanah Jiwa Giri Artl	0	0.00	0	0.00	0	0.00
3	PT BNI Life Insurance	669	27,829.50	578	(14,020.00)	1,247	13,809.50
4	PT Asuransi Jiwa Bringin Jiwa Sejahtera	2,857	66,437.84	94	64,231.09	2,951	130,668.93
5	Asuransi Jiwa Bersama Bumiputera 1912	133,178	3,437,619.47	512	5,285.45	133,690	3,442,904.92
6	PT Asuransi Jiwa Central Asia Raya	73	1,758.00	0	0.00	73	1,758.00
7	PT Asuransi Jiwa Mega Life	12,139	393,406.69	2,684,666	230,562,852.66	2,696,805	230,956,259.35
8	PT Panin Life (d/h PT Panin Anugrah Life)	94	2,000.85	0	0.00	94	2,000.85
9	PT Asuransi Jiwa Sinar Mas	66	5,303.93	0	0.00	66	5,303.93
10	PT Asuransi Takaful Keluarga	75,693	2,262,727.46	109	8,417.19	75,802	2,271,144.65
<b>JUMLAH / SUB TOTAL</b>		<b>224,769</b>	<b>6,197,083.74</b>	<b>2,685,959</b>	<b>230,626,766.39</b>	<b>2,910,728</b>	<b>236,823,850.13</b>
<b>PATUNGAN / JOINT VENTURE :</b>							
1	PT AIA Financial (d/h PT AIG Life)	0	0.00	0	0.00	0	0.00
2	PT Asuransi Allianz Life Indonesia	0	0.00	0	0.00	0	0.00
3	PT Avrist Assurance (d/h PT Asuransi AIA Indor	0	0.00	5,432	74,591.98	5,432	74,591.98
4	PT Axa Financial Indonesia	0	0.00	0	0.00	0	0.00
5	PT Axa Mandiri Financial Services	0	0.00	0	0.00	0	0.00
6	PT Great Eastern Life Indonesia	0	0.00	0	0.00	0	0.00
7	PT Tokio Marine Life Indonesia (d/h PT MAA Lif	145	3,781.20	0	0.00	145	3,781.20
8	PT Asuransi Jiwa Manulife Indonesia	0	0.00	0	0.00	0	0.00
9	PT Prudential Life Assurance	0	0.00	0	0.00	0	0.00
10	PT Sun Life Financial Indonesia	0	0.00	0	0.00	0	0.00
<b>JUMLAH / SUB TOTAL</b>		<b>145</b>	<b>3,781.20</b>	<b>5,432</b>	<b>74,591.98</b>	<b>5,577</b>	<b>78,373.18</b>
<b>JUMLAH KESELURUHAN</b>		<b>224,914</b>	<b>6,200,864.93</b>	<b>2,691,391</b>	<b>230,701,358.37</b>	<b>2,916,305</b>	<b>236,902,223.30</b>
<b>GRAND TOTAL</b>							

Catatan (Notes) :

\*) Tidak Menyampaikan Laporan Tahunan  
Have Not Submitted Annual Report

TABEL : 4.5.D.3  
PORTEPEL PER 31 DESEMBER 2012  
PORTFOLIO AS AT DECEMBER 31, 2012

Cabang Asuransi : Seumur Hidup  
Plan : Whole Life

UP dalam jutaan rupiah  
Sum Ins. in million rupiah

NO.	NAMA PERUSAHAAN NAME OF COMPANY	PERT. PERORANGAN			PERT. KUMPULAN			JUMLAH TOTAL	
		INDIVIDUAL	Jml. Uang Pert.	Jumlah Peserta	Jml. Uang Pert.	Polis/Peserta	Jml. Uang Pert.	Sum Insured	Policies/Insured
(1)	(2)	(3)	(4)	(5)	(6)	(7)	(8)	(9)	(10)
<b>SWASTA NASIONAL / PRIVATE :</b>									
1	PT Asuransi Jiwa Syariah Al-Amin	0	0.00	0	0.00	0	0.00	0	0.00
2	PT Asuransi Jiwa Syariah amanah Jiwa Giri Artha	0	0.00	0	0.00	0	0.00	0	0.00
3	PT BNI Life Insurance	0	0.00	0	0.00	0	0.00	0	0.00
4	PT Asuransi Jiwa Bringin Jiwa Sejahtera	0	0.00	0	0.00	0	0.00	0	0.00
5	Asuransi Jiwa Bersama Bumiputera 1912	0	0.00	0	0.00	0	0.00	0	0.00
6	PT Asuransi Jiwa Central Asia Raya	0	0.00	0	0.00	0	0.00	0	0.00
7	PT Asuransi Jiwa Mega Life	22	4,640.00	0	0.00	0	0.00	22	4,640.00
8	PT Panin Life (d/h PT Panin Anugrah Life)	0	0.00	0	0.00	0	0.00	0	0.00
9	PT Asuransi Jiwa Sinar Mas	0	0.00	0	0.00	0	0.00	0	0.00
10	PT Asuransi Takatuf Keluarga	0	0.00	0	0.00	0	0.00	0	0.00
<b>JUMLAH / SUB TOTAL</b>		<b>22</b>	<b>4,640.00</b>	<b>0</b>	<b>0.00</b>	<b>0</b>	<b>0.00</b>	<b>22</b>	<b>4,640.00</b>
<b>PATUNGAN / JOINT VENTURE :</b>									
1	PT AIA Financial (d/h PT AIG Life)	0	0.00	0	0.00	0	0.00	0	0.00
2	PT Asuransi Allianz Life Indonesia	0	0.00	0	0.00	0	0.00	0	0.00
3	PT Avrist Assurance (d/h PT Asuransi AIA Indone	0	0.00	0	0.00	0	0.00	0	0.00
4	PT Axa Financial Indonesia	0	0.00	0	0.00	0	0.00	0	0.00
5	PT Axa Mandiri Financial Services	0	0.00	0	0.00	0	0.00	0	0.00
6	PT Great Eastern Life Indonesia	0	0.00	0	0.00	0	0.00	0	0.00
7	PT Tokio Marine Life Indonesia (d/h PT MAA Life	0	0.00	0	0.00	0	0.00	0	0.00
8	PT Asuransi Jiwa Manulife Indonesia	0	0.00	0	0.00	0	0.00	0	0.00
9	PT Prudential Life Assurance	0	0.00	0	0.00	0	0.00	0	0.00
10	PT Sun Life Financial Indonesia	0	0.00	0	0.00	0	0.00	0	0.00
<b>JUMLAH / SUB TOTAL</b>		<b>0</b>	<b>0.00</b>	<b>0</b>	<b>0.00</b>	<b>0</b>	<b>0.00</b>	<b>0</b>	<b>0.00</b>
<b>JUMLAH KESELURUHAN</b>		<b>22</b>	<b>4,640.00</b>	<b>0</b>	<b>0.00</b>	<b>0</b>	<b>0.00</b>	<b>22</b>	<b>4,640.00</b>
<b>GRAND TOTAL</b>									

Catatan (Notes) :

\*) Tidak Menyampaikan Laporan Tahunan  
Have Not Submitted Annual Report

Perusahaan Asuransi Jiwa-Syariah  
Sharia-Life Insurance Companies

TABEL : 4.5.D.4  
PORTEPEL PER 31 DESEMBER 2012  
PORTFOLIO AS AT DECEMBER 31, 2012

Cabang Asuransi : Anuitas  
Plan : Annuity

UP dalam jutaan rupiah  
Sum Ins. in million rupiah

NO. (1)	NAMA PERUSAHAAN NAME OF COMPANY (2)	PERT. PERORANGAN INDIVIDUAL (3)			PERT. KUMPULAN GROUP (4)			JUMLAH TOTAL (5)		
		Jumlah Polis No. of Policies (6)	Jml. Uang Pert. Sum Insured (7)	Jumlah Peserta No. of Insured (8)	Jml. Uang Pert. Sum Insured (9)	Jml. Uang Pert. Sum Insured (10)	Polis/Peserta Policies/Insured (11)	Jml. Uang Pert. Sum Insured (12)		
<b>SWASTA NASIONAL / PRIVATE :</b>										
1	PT Asuransi Jiwa Syariah Al-Amin	0	0.00	0	0.00	0	0.00	0	0.00	0.00
2	PT Asuransi Jiwa Syariah amanah Jiwa Giri A	0	0.00	0	0.00	0	0.00	0	0.00	0.00
3	PT BNI Life Insurance	0	0.00	0	0.00	0	0.00	0	0.00	0.00
4	PT Asuransi Jiwa Bringin Jiwa Sejahtera	0	0.00	0	0.00	0	0.00	0	0.00	0.00
5	Asuransi Jiwa Bersama Bumiputera 1912	0	0.00	0	0.00	0	0.00	0	0.00	0.00
6	PT Asuransi Jiwa Central Asia Raya	0	0.00	0	0.00	0	0.00	0	0.00	0.00
7	PT Asuransi Jiwa Mega Life	0	0.00	0	0.00	0	0.00	0	0.00	0.00
8	PT Panin Life (d/h PT Panin Anugrah Life)	0	0.00	0	0.00	0	0.00	0	0.00	0.00
9	PT Asuransi Jiwa Sinar Mas	0	0.00	0	0.00	0	0.00	0	0.00	0.00
10	PT Asuransi Takaful Keluarga	0	0.00	0	0.00	0	0.00	0	0.00	0.00
<b>JUMLAH / SUB TOTAL</b>		<b>0</b>	<b>0.00</b>	<b>0</b>	<b>0.00</b>	<b>0</b>	<b>0.00</b>	<b>0</b>	<b>0.00</b>	<b>0.00</b>
<b>PATUNGAN / JOINT VENTURE :</b>										
1	PT AIA Financial (d/h PT AIG Life)	0	0.00	0	0.00	0	0.00	0	0.00	0.00
2	PT Asuransi Allianz Life Indonesia	0	0.00	0	0.00	0	0.00	0	0.00	0.00
3	PT Avrist Assurance (d/h PT Asuransi AIA Ind)	0	0.00	0	0.00	0	0.00	0	0.00	0.00
4	PT Axa Financial Indonesia	0	0.00	0	0.00	0	0.00	0	0.00	0.00
5	PT Axa Mandiri Financial Services	0	0.00	0	0.00	0	0.00	0	0.00	0.00
6	PT Great Eastern Life Indonesia	0	0.00	0	0.00	0	0.00	0	0.00	0.00
7	PT Tokio Marine Life Indonesia (d/h PT MAA I	0	0.00	0	0.00	0	0.00	0	0.00	0.00
8	PT Asuransi Jiwa Manulife Indonesia	0	0.00	0	0.00	0	0.00	0	0.00	0.00
9	PT Prudential Life Assurance	0	0.00	0	0.00	0	0.00	0	0.00	0.00
10	PT Sun Life Financial Indonesia	0	0.00	0	0.00	0	0.00	0	0.00	0.00
<b>JUMLAH / SUB TOTAL</b>		<b>0</b>	<b>0.00</b>	<b>0</b>	<b>0.00</b>	<b>0</b>	<b>0.00</b>	<b>0</b>	<b>0.00</b>	<b>0.00</b>
<b>JUMLAH KESELURUHAN GRAND TOTAL</b>		<b>0</b>	<b>0.00</b>	<b>0</b>	<b>0.00</b>	<b>0</b>	<b>0.00</b>	<b>0</b>	<b>0.00</b>	<b>0.00</b>

Catatan (Notes) :

\*) Tidak Menampilkan Laporan Tahunan  
Have Not Submitted Annual Report

TABEL : 4.5.D.5  
PORTEPEL PER 31 DESEMBER 2012  
PORTFOLIO AS AT DECEMBER 31, 2012

UP dalam jutaan rupiah  
Sum Ins. in million rupiah

Cabang Asuransi : Kecelakaan Diri  
Plan : Personal Accident

NO.	NAMA PERUSAHAAN NAME OF COMPANY	PERT. PERORANGAN INDIVIDUAL		PERT. KUMPULAN GROUP		JUMLAH TOTAL	
		Jumlah Polis No. of Policies	Jml. Uang Pert. Sum Insured	Jumlah Peserta No. of Insured	Jml. Uang Pert. Sum Insured	Polis/Peserta Policies/Insured	Jml. Uang Pert. Sum Insured
(1)	(2)	(3)	(4)	(5)	(6)	(7)	(8)
<b>SWASTA NASIONAL / PRIVATE :</b>							
1	PT Asuransi Jiwa Syariah Al-Amin	0	0.00	0	0.00	0	0.00
2	PT Asuransi Jiwa Syariah amanah Jiwa Gini Artha	0	0.00	0	0.00	0	0.00
3	PT BNI Life Insurance	0	0.00	70,716	220,228.94	70,716	220,228.94
4	PT Asuransi Jiwa Bringsia Jiwa Sejahtera	0	0.00	229	236,895.50	229	236,895.50
5	Asuransi Jiwa Bersama Bumiputera 1912	0	0.00	5,155	57,926.43	5,155	57,926.43
6	PT Asuransi Jiwa Central Asia Raya	0	0.00	0	0.00	0	0.00
7	PT Asuransi Jiwa Mega Life	208	2,360.00	35,427	1,673,481.62	35,635	1,675,841.62
8	PT Panin Life (d/h PT Panin Anugrah Life)	0	0.00	0	0.00	0	0.00
9	PT Asuransi Jiwa Sinar Mas	2,901	388,218.54	2,447	118,373.25	5,348	506,591.79
10	PT Asuransi Takatuli Keluarga	109	16,140.29	10,639	61,294.25	10,748	77,434.54
	<b>JUMLAH / SUB TOTAL</b>	<b>3,218</b>	<b>406,718.83</b>	<b>124,613</b>	<b>2,368,199.99</b>	<b>127,831</b>	<b>2,774,918.82</b>
<b>PATUNGAN / JOINT VENTURE :</b>							
1	PT AIA Financial (d/h PT AIG Life)	22,106	0.00	0	0.00	22,106	0.00
2	PT Asuransi Allianz Life Indonesia	0	0.00	0	0.00	0	0.00
3	PT Avrist Assurance (d/h PT Asuransi AIA Indonesia)	0	0.00	12,008	157,725.00	12,008	157,725.00
4	PT Axa Financial Indonesia	0	0.00	0	0.00	0	0.00
5	PT Axa Mandiri Financial Services	0	0.00	0	0.00	0	0.00
6	PT Great Eastern Life Indonesia	0	0.00	0	0.00	0	0.00
7	PT Tokio Marine Life Indonesia (d/h PT MAA Life As)	63	3,200.00	0	0.00	63	3,200.00
8	PT Asuransi Jiwa Manulife Indonesia	0	0.00	0	0.00	0	0.00
9	PT Prudential Life Assurance	0	22,405,494.00	0	111,749.00	0	22,517,243.00
10	PT Sun Life Financial Indonesia	0	0.00	145	75.00	145	75.00
	<b>JUMLAH / SUB TOTAL</b>	<b>22,169</b>	<b>22,408,694.00</b>	<b>12,153</b>	<b>269,549.00</b>	<b>34,322</b>	<b>22,678,243.00</b>
<b>JUMLAH KESELURUHAN</b>		<b>25,387</b>	<b>22,815,412.83</b>	<b>136,766</b>	<b>2,637,748.99</b>	<b>162,153</b>	<b>25,453,161.82</b>
<b>GRAND TOTAL</b>							

Catatan (Notes) :

\*) Tidak Menyampaikan Laporan Tahunan  
Have Not Submitted Annual Report

TABEL : 4.5.D.6  
PORTEPEL PER 31 DESEMBER 2012  
PORTFOLIO AS AT DECEMBER 31, 2012

UP dalam jutaan rupiah  
Sum Ins. in million rupiah

Cabang Asuransi : Kesehatan  
Plan : Health

NO.	NAMA PERUSAHAAN NAME OF COMPANY	PERT. PERORANGAN INDIVIDUAL				PERT. KUMPULAN GROUP			JUMLAH TOTAL	
		Jumlah Polis No. of Policies (3)	Jml. Uang Pert. Sum Insured (4)	Jumlah Peserta No. of Insured (5)	Jml. Uang Pert. Sum Insured (6)	Polis/Peserta Policies/Insured (7)	Jml. Uang Pert. Sum Insured (8)			
<b>SWASTA NASIONAL / PRIVATE :</b>										
1	PT Asuransi Jiwa Syariah Al-Amin	0	0.00	0	0.00	0	0.00	0	0.00	
2	PT Asuransi Jiwa Syariah amanah Jiwa Giri Artha	0	0.00	0	0.00	0	0.00	0	0.00	
3	PT BNI Life Insurance	0	0.00	11,124	0.00	11,124	0.00	11,124	0.00	
4	PT Asuransi Jiwa Bringin Jiwa Sejahtera	0	0.00	0	0.00	0	0.00	0	0.00	
5	Asuransi Jiwa Bersama Bumiputera 1912	0	0.00	0	0.00	0	0.00	0	0.00	
6	PT Asuransi Jiwa Central Asia Raya	0	0.00	0	0.00	0	0.00	0	0.00	
7	PT Asuransi Jiwa Mega Life	24,027	591,507.90	777	49.87	24,804	591,557.77			
8	PT Panin Life (dl/h PT Panin Anugrah Life)	0	0.00	0	0.00	0	0.00	0	0.00	
9	PT Asuransi Jiwa Sinar Mas	83	12.85	465	0.00	548	12.85			
10	PT Asuransi Takaful Keluarga	248	0.00	51,093	0.00	51,341	0.00			
	<b>JUMLAH / SUB TOTAL</b>	<b>24,358</b>	<b>591,520.75</b>	<b>63,459</b>	<b>49.87</b>	<b>87,817</b>	<b>591,570.62</b>			
<b>PATUNGAN / JOINT VENTURE :</b>										
1	PT AIA Financial (dl/h PT AIG Life)	0	0.00	0	0.00	0	0.00	0	0.00	
2	PT Asuransi Allianz Life Indonesia	1,183	0.00	0	0.00	1,183	0.00			
3	PT Avrist Assurance (dl/h PT Asuransi AIA Indonesia)	0	0.00	12,025	0.00	12,025	0.00			
4	PT Axa Financial Indonesia	0	0.00	0	0.00	0	0.00	0	0.00	
5	PT Axa Mandiri Financial Services	471	342.00	0	0.00	471	342.00			
6	PT Great Eastern Life Indonesia	0	0.00	0	0.00	0	0.00	0	0.00	
7	PT Tokio Marine Life Indonesia (dl/h PT MAA Life A)	67	11,030.00	0	0.00	67	11,030.00			
8	PT Asuransi Jiwa Manulife Indonesia	0	0.00	0	0.00	0	0.00	0	0.00	
9	PT Prudential Life Assurance	0	16,374,506.00	0	39,892.50	0	16,414,398.50			
10	PT Sun Life Financial Indonesia	0	0.00	0	0.00	0	0.00	0	0.00	
	<b>JUMLAH / SUB TOTAL</b>	<b>1,721</b>	<b>16,385,878.00</b>	<b>12,025</b>	<b>39,892.50</b>	<b>13,746</b>	<b>16,425,770.50</b>			
<b>JUMLAH KESELURUHAN</b>		<b>26,079</b>	<b>16,977,398.75</b>	<b>75,484</b>	<b>39,942.37</b>	<b>101,563</b>	<b>17,017,341.12</b>			
<b>GRAND TOTAL</b>										

Catatan (Notes) :

\*) Tidak Menyampaikan Laporan Tahunan  
Have Not Submitted Annual Report

NO. (1)	NAMA PERUSAHAAN NAME OF COMPANY (2)	PERT. PERORANGAN INDIVIDUAL			PERT. KUMPULAN GROUP			JUMLAH TOTAL	
		Jumlah Polis No. of Policies (3)	Jml. Uang Pert. Sum Insured (4)	Jumlah Peserta No. of Insured (5)	Jml. Uang Pert. Sum Insured (6)	Polis/Peserta Policies/Insured (7)	Jml. Uang Pert. Sum Insured (8)		
<b>SWASTA NASIONAL / PRIVATE :</b>									
1	PT Asuransi Jiwa Syariah Al-Amin	0	0.00	0	0.00	0	0.00	0	0.00
2	PT Asuransi Jiwa Syariah amanah Jiwa Giri Artha	17	1,048.00	0	0.00	0	0.00	17	1,048.00
3	PT BNI Life Insurance	0	0.00	0	0.00	0	0.00	0	0.00
4	PT Asuransi Jiwa Bringin Jiwa Sejahtera	0	0.00	0	0.00	0	0.00	0	0.00
5	Asuransi Jiwa Bersama Bumiputera 1912	0	0.00	0	0.00	0	0.00	0	0.00
6	PT Asuransi Jiwa Central Asia Raya	479	29,621.00	0	0.00	0	0.00	479	29,621.00
7	PT Asuransi Jiwa Mega Life	14,694	528,298.42	0	0.00	0	0.00	14,694	528,298.42
8	PT Panin Life (d/h PT Panin Anugrah Life)	4,526	575,093.87	0	0.00	0	0.00	4,526	575,093.87
9	PT Asuransi Jiwa Sinar Mas	5,053	251,306.81	0	0.00	0	0.00	5,053	251,306.81
10	PT Asuransi Takaful Keluarga	30,416	1,443,098.02	303	4,136.00	30,719	1,447,234.02	30,719	1,447,234.02
	<b>JUMLAH / SUB TOTAL</b>	<b>55,185</b>	<b>2,828,466.12</b>	<b>303</b>	<b>4,136.00</b>	<b>55,488</b>	<b>2,832,602.12</b>	<b>55,488</b>	<b>2,832,602.12</b>
<b>PATUNGAN / JOINT VENTURE :</b>									
1	PT AIA Financial (d/h PT AIG Life)	0	0.00	0	0.00	0	0.00	0	0.00
2	PT Asuransi Allianz Life Indonesia	72,872	15,661,054.00	0	0.00	0	0.00	72,872	15,661,054.00
3	PT Avrist Assurance (d/h PT Asuransi AIA Indonesia)	5,205	475,250.54	0	0.00	0	0.00	5,205	475,250.54
4	PT Axa Financial Indonesia	5,069	917,587.11	0	0.00	0	0.00	5,069	917,587.11
5	PT Axa Mandiri Financial Services	35,856	2,587,142.00	0	0.00	0	0.00	35,856	2,587,142.00
6	PT Great Eastern Life Indonesia	0	0.00	0	0.00	0	0.00	0	0.00
7	PT Tokio Marine Life Indonesia (d/h PT MAA Life Assurance)	701	55,251.08	0	0.00	0	0.00	701	55,251.08
8	PT Asuransi Jiwa Manulife Indonesia	3,703	0.00	0	0.00	0	0.00	3,703	0.00
9	PT Prudential Life Assurance	360,737	42,024,576.00	2,620	124,655.00	363,357	42,149,231.00	363,357	42,149,231.00
10	PT Sun Life Financial Indonesia	4,051	838,174.64	0	0.00	0	0.00	4,051	838,174.64
	<b>JUMLAH / SUB TOTAL</b>	<b>488,194</b>	<b>62,559,036.36</b>	<b>2,620</b>	<b>124,655.00</b>	<b>490,814</b>	<b>62,683,690.36</b>	<b>490,814</b>	<b>62,683,690.36</b>
	<b>JUMLAH KESELURUHAN GRAND TOTAL</b>	<b>543,379</b>	<b>65,387,501.48</b>	<b>2,923</b>	<b>128,791.00</b>	<b>546,302</b>	<b>65,516,292.48</b>	<b>546,302</b>	<b>65,516,292.48</b>

Catatan (Notes) :

\*) Tidak Menyampaikan Laporan Tahunan  
Have Not Submitted Annual Report

Cabang Asuransi : Semua Cabang Selain Kec. Diri & Kes.  
Plan : All Plans Except Personal Acc. & Health

UP dalam jutaan rupiah  
Sum Ins. in million rupiah

NO.	NAMA PERUSAHAAN NAME OF COMPANY	PERT. PERORANGAN INDIVIDUAL			PERT. KUMPULAN GROUP			JUMLAH TOTAL	
		Jumlah Polis No. of Policies (3)	Jml. Uang Pert. Sum Insured (4)	Jumlah Peserta No. of Insured (5)	Jml. Uang Pert. Sum Insured (6)	Polis/Peserta Policies/Insured (7)	Jml. Uang Pert. Sum Insured (8)		
<b>SWASTA NASIONAL / PRIVATE :</b>									
1	PT Asuransi Jiwa Syariah Al-Amin	0	0	37	18,659,772	37	18,659,771.66	37	18,659,771.66
2	PT Asuransi Jiwa Syantah amanah Jiwa Giri Arth.	17	1,048	4	2,504	21	3,551.50	21	3,551.50
3	PT BNI Life Insurance	669	27,830	197,028	9,570,837	197,697	9,598,666.64	197,697	9,598,666.64
4	PT Asuransi Jiwa Bringing Jiwa Sejahtera	3,449	175,827	94,602	21,890,140	98,051	22,065,966.69	98,051	22,065,966.69
5	Asuransi Jiwa Bersama Bumiputera 1912	133,178	3,437,619	41,511	1,291,571	174,689	4,729,190.34	174,689	4,729,190.34
6	PT Asuransi Jiwa Central Asia Raya	552	31,379	129,049	2,683,546	129,601	2,714,925.00	129,601	2,714,925.00
7	PT Asuransi Jiwa Mega Life	26,855	926,345	3,354,970	251,476,621	3,381,825	252,402,966.29	3,381,825	252,402,966.29
8	PT Panin Life (d/h PT Panin Anugrah Life)	4,620	577,095	2,723	4,231	7,343	581,325.27	7,343	581,325.27
9	PT Asuransi Jiwa Sinar Mas	5,784	256,752	36,065	7,719,984	41,849	7,976,735.59	41,849	7,976,735.59
10	PT Asuransi Takaful Keluarga	108,669	3,926,177	2,361,731	47,530,065	2,470,400	51,456,241.10	2,470,400	51,456,241.10
<b>JUMLAH / SUB TOTAL</b>		<b>283,793</b>	<b>9,360,070.88</b>	<b>6,217,720</b>	<b>360,829,269.20</b>	<b>6,501,513</b>	<b>370,189,340.08</b>	<b>6,501,513</b>	<b>370,189,340.08</b>
<b>PATUNGAN / JOINT VENTURE :</b>									
1	PT AIA Financial (d/h PT AIG Life)	0	0	0	0	0	0.00	0	0.00
2	PT Asuransi Allianz Life Indonesia	102,223	19,924,464	373,989	1,492,489	476,212	21,416,953.00	476,212	21,416,953.00
3	PT Avrist Assurance (d/h PT Asuransi AIA Indon)	5,205	475,251	43,333	651,416	48,538	1,126,666.94	48,538	1,126,666.94
4	PT Axa Financial Indonesia	5,069	917,587	0	0	5,069	917,587.11	5,069	917,587.11
5	PT Axa Mandiri Financial Services	35,944	2,587,900	0	0	35,944	2,587,900.00	35,944	2,587,900.00
6	PT Great Eastern Life Indonesia	0	0	31,480	231,680	31,480	231,680.21	31,480	231,680.21
7	PT Tokio Marine Life Indonesia (d/h PT MAA Life)	1,510	80,148	0	0	1,510	80,148.08	1,510	80,148.08
8	PT Asuransi Jiwa Manulife Indonesia	3,703	0	0	0	3,703	0.00	3,703	0.00
9	PT Prudential Life Assurance	360,737	42,024,576	2,620	124,655	363,357	42,149,231.00	363,357	42,149,231.00
10	PT Sun Life Financial Indonesia	4,051	838,175	0	0	4,051	838,174.64	4,051	838,174.64
<b>JUMLAH / SUB TOTAL</b>		<b>518,442</b>	<b>66,848,100.36</b>	<b>451,422</b>	<b>2,500,240.61</b>	<b>969,864</b>	<b>69,348,340.97</b>	<b>969,864</b>	<b>69,348,340.97</b>
<b>JUMLAH KESELURUHAN</b>		<b>802,235</b>	<b>76,208,171.23</b>	<b>6,669,142</b>	<b>363,329,509.81</b>	<b>7,471,377</b>	<b>439,537,681.05</b>	<b>7,471,377</b>	<b>439,537,681.05</b>
<b>GRAND TOTAL</b>									

Catatan (Notes) :  
\*) Tidak Menyampaikan Laporan Tahunan  
Have Not Submitted Annual Report



TABEL : 4.6.D.1  
LAPORAN PREMI PERTANGGUNGAN BARU PER CABANG ASURANSI TAHUN 2012  
FIRST YEAR PREMIUM REPORT PER LINE OF BUSINESS YEAR 2012

Dalam jutaan rupiah  
In million rupiah

NO. (1)	NAMA PERUSAHAAN NAME OF COMPANY (2)	ASURANSI KEMATIAN TERM INSURANCE (3)	DWIGUNA ENDOWMENT (4)	SELUMUR HIDUP WHOLE LIFE (5)	ANUITAS UJUM ANNUITY (6)	ANUITAS DANA PENSUN ANNUITY (7)	KECELAKAAN DIRI PERSONAL ACCIDENT (8)	KESEHATAN HEALTH (9)	PRODUK LAIN OTHER PRODUCT (10)	PRODUK INVESTASI INVESTMENT PRODUCTS (11)	JUMLAH TOTAL (12)
<b>SWASTA NASIONAL / PRIVATE :</b>											
1	PT Asuransi Jiwa Syariah Al-Amin	299,482.33	0.00	0.00	0.00	0.00	0	0	0	0	299,482
2	PT Asuransi Jiwa Syariah Amanah Giti Artha	21.72	0.00	0.00	0.00	0.00	0	0	0	0	169
3	PT BNI Life Insurance	36,358.47	5,701.34	0.00	0.00	0.00	18	13,780	0	17,843	73,701
4	PT Asuransi Jiwa Bringin Jiwa Sejahtera	38,795.70	1,387.82	0.00	0.00	0.00	0	120	0	0	40,303
5	Asurans Jiwa Bersama Bumiputera 1912	41,229.78	41,154.53	0.00	0.00	0.00	614	8,743	0	0	91,741
6	PT Asuransi Jiwa Centrai Asia Raya	22,311.17	21.44	0.00	0.00	0.00	0	0	0	0	22,950
7	PT Asuransi Jiwa Mega Life	260,546.46	1,848,014.04	239.76	0.00	0.00	1,830	2,968	0	6,259	2,119,858
8	PT Panin Life (dih PT Panin Anugrah Life)	59.23	0.00	0.00	0.00	0.00	0	0	0	5,166	5,225
9	PT Asuransi Jiwa Sinar Mas MSIG	55,258.97	6,871.47	0.00	0.00	0.00	281	237	0	16,960	79,609
10	PT Asuransi Takatuli Keluarga	117,328.71	17,118.97	0.00	0.00	0.00	282	42,449	0	43,764	220,943
<b>JUMLAH / SUB TOTAL</b>		<b>871,392.54</b>	<b>1,920,269.61</b>	<b>239.76</b>	<b>0.00</b>	<b>0.00</b>	<b>3,025.86</b>	<b>68,297.41</b>	<b>0.00</b>	<b>90,777.90</b>	<b>2,954,003.07</b>
<b>PATUNGAN / JOINT VENTURE :</b>											
1	PT AIA Financial (dih PT AIG Life)	0.00	0.00	0.00	0.00	0.00	0	0	0	112,828	112,828
2	PT Asuransi Allianz Life Indonesia	154,889.00	0.00	0.00	0.00	0.00	2,902	9,726	0	47,148	214,665
3	PT Avrist Assurance (dih PT Asuransi AIA Indonesia)	3,212.97	0.00	0.00	0.00	0.00	30	125	0	2,215	5,583
4	PT Axa Financial Indonesia	0.00	0.00	0.00	0.00	0.00	14	217	0	6,382	6,613
5	PT Axa Mandiri Financial Services	47.00	0.00	0.00	0.00	0.00	745	2,487	0	72,188	75,467
6	PT Great Eastern Life Indonesia	898.01	0.00	0.00	0.00	0.00	0	0	0	0	898
7	PT Tokio MARINE Life Indonesia (dih PT MAA Life Assurance)	0.00	0.00	0.00	0.00	0.00	21	380	0	54	454
8	PT Asuransi Jiwa Manulife Indonesia	0.00	0.00	0.00	0.00	0.00	0	0	0	14,831	14,831
9	PT Prudential Life Assurance	0.00	0.00	0.00	0.00	0.00	0	0	0	611,779	611,779
10	PT Sun Life Financial Indonesia	14.85	0.00	0.00	0.00	0.00	151	1,044	0	16,027	17,236
<b>JUMLAH / SUB TOTAL</b>		<b>159,061.83</b>	<b>0.00</b>	<b>0.00</b>	<b>0.00</b>	<b>0.00</b>	<b>3,862.97</b>	<b>13,978.55</b>	<b>0.00</b>	<b>883,451.10</b>	<b>1,060,354.45</b>
<b>JUMLAH KESELURUHAN / GRAND TOTAL</b>		<b>1,030,454.37</b>	<b>1,920,269.61</b>	<b>239.76</b>	<b>0.00</b>	<b>0.00</b>	<b>6,888.83</b>	<b>82,275.96</b>	<b>0.00</b>	<b>974,229.00</b>	<b>4,014,357.51</b>

Catatan (Notes) :

1) Tidak Menyampaikan Laporan Tahunan  
Have Not Submitted Annual Report

TABEL : 4.6D.2  
LAPORAN PREMI LANJUTAN PER CABANG ASURANSI TAHUN 2012  
CONTINUANCE PREMIUM REPORT PER LINE OF BUSINESS YEAR 2012

Dalam jutaan rupiah  
In million rupiah

NO.	NAMA PERUSAHAAN NAME OF COMPANY	ASURANSI KEMATIAN TERM INSURANCE	DWIGUNA ENDOWMENT	SEUMUR HIDUP WHOLE LIFE	ANUITAS UMUM ANNUITY	ANUITAS PENSUN ANNUITY	KECELAKAAN DIRI PERSONAL ACCIDENT	KESEHATAN HEALTH	PRODUK LAIN OTHER PRODUCT	PRODUK INVESTASI INVESTMENT PRODUCTS	JUMLAH TOTAL
<b>SWASTA NASIONAL / PRIVATE :</b>											
1	PT Asuransi Jiwa Syariah Al-Amin	0.00	0.00	0.00	0.00	0.00	0.00	0.00	0.00	0.00	0.00
2	PT Asuransi Jiwa Syariah Amanah Giri Atha	0.00	0.00	0.00	0.00	0.00	0.00	0.00	0.00	0.00	0.00
3	PT BNI Life Insurance	0.00	1.809.35	0.00	0.00	0.00	0.00	0.00	0.00	0.00	1.809
4	PT Asuransi Jiwa Bilingual Jiwa Sejahtera	2.14	10.376.76	0.00	0.00	0.00	0.00	0.00	0.00	0.00	10.379
5	Asuransi Jiwa Bersama Bumiputera 1912	57.337.59	114.406.91	0.00	0.00	0.00	0.00	0.00	0.00	0.00	171.744
6	PT Asuransi Jiwa Central Asia Raya	0.00	161.41	0.00	0.00	0.00	0.00	0.00	0.00	0.00	171.744
7	PT Asuransi Jiwa Mega Life	3.775.35	9.285.96	43.01	0.00	0.00	2.895	8.374	0.00	3.883.225	3.707.588
8	PT Panin Life (d/h PT Panin Anugrah Life)	353.97	514.70	0.00	0.00	0.00	0.00	0.00	0.00	18.398	19.267
9	PT Asuransi Jiwa Sinar Mas	0.57	64.01	0.00	0.00	0.00	0.00	231	0.00	137.641	137.937
10	PT Asuransi Takaful Keluarga	4.565.39	108.710.59	0.00	0.00	0.00	3	0.00	0.00	45.285	158.565
	<b>JUMLAH / SUB TOTAL</b>	<b>66.035.01</b>	<b>245.329.69</b>	<b>43.01</b>	<b>0.00</b>	<b>0.00</b>	<b>2.898.70</b>	<b>8.604.63</b>	<b>0.00</b>	<b>3.888.666.12</b>	<b>4.211.577.15</b>
<b>PATUNGAN / JOINT VENTURE :</b>											
1	PT AIA Financial (d/h PT AIG Life)	0.00	0.00	0.00	0.00	0.00	0.00	0.00	0.00	168.946	168.946
2	PT Asuransi Allianz Life Indonesia	98.354.00	0.00	0.00	0.00	0.00	0.00	5.365	0.00	285.810	389.529
3	PT Avrist Assurance (d/h PT Asuransi AIA Indonesia)	394.35	0.00	0.00	0.00	0.00	281	25.301	0.00	55.311	81.298
4	PT Axa Financial Indonesia	0.00	0.00	0.00	0.00	0.00	695	7.458	0.00	39.488	47.640
5	PT Axa Mandiri Financial Services	0.00	0.00	0.00	0.00	0.00	3.266	11.174	0.00	281.510	295.950
6	PT Great Eastern Life Indonesia	0.00	0.00	0.00	0.00	0.00	0.00	0.00	0.00	0.00	0.00
7	PT Tokio MARINE Life Indonesia (d/h PT MAA Life Assurance)	0.00	3.30	0.00	0.00	0.00	0.00	0.00	0.00	3.388	3.392
8	PT Asuransi Jiwa Manulife Indonesia	0.00	0.00	0.00	0.00	0.00	0.00	0.00	0.00	7.125	7.125
9	PT Prudential Life Assurance	0.00	0.00	0.00	0.00	0.00	0.00	0.00	0.00	545.275	545.275
10	PT Sun Life Financial Indonesia	0.33	0.00	0.00	0.00	0.00	72	552	0.00	21.704	22.329
	<b>JUMLAH / SUB TOTAL</b>	<b>98.748.68</b>	<b>3.30</b>	<b>0.00</b>	<b>0.00</b>	<b>0.00</b>	<b>4.325</b>	<b>49.850</b>	<b>0.00</b>	<b>1.408.556</b>	<b>1.561.463</b>
	<b>JUMLAH KESELURUHAN / GRAND TOTAL</b>	<b>164.783.68</b>	<b>245.332.99</b>	<b>43.01</b>	<b>0.00</b>	<b>0.00</b>	<b>7.223.21</b>	<b>58.455.00</b>	<b>0.00</b>	<b>5.297.222.20</b>	<b>5.773.060.08</b>

Catatan (Notes):

\*) Tidak Mempengaruhi Laporan Tahunan

Have Not Submitted Annual Report

TABEL : 4.6.D.3  
LAPORAN PREMI MURNI PER CABANG ASURANSI TAHUN 2012  
NET PREMIUM REPORT PER LINE OF BUSINESS YEAR 2012

Dalam jutaan rupiah  
In million rupiah

NO.	NAMA PERUSAHAAN NAME OF COMPANY	ASURANSI KEMATIAN TERM INSURANCE	DWIGUNA ENDOWMENT	SELUMUR HIDUP WHOLE LIFE	ANUITAS UNUM ANNUITY	ANUITAS DANA PENSUN ANNUITY	KECELAKAAN DIRI PERSONAL ACCIDENT	KESEHATAN HEALTH	PRODUK LAIN OTHER PRODUCT	PRODUK INVESTASI PRODUCTS	JUMLAH TOTAL
<b>SWASTA NASIONAL / PRIVATE :</b>											
1	PT Asuransi Jiwa Syariah Al-Amin	214,890.80	0.00	0.00	0.00	0.00	0	0	0	0	214,891
2	PT Asuransi Jiwa Syariah Amanah Giri Artha	15.07	0.00	0.00	0.00	0	0	0	0	156	171
3	PT BNI Life Insurance	22,004.04	87.61	0.00	0.00	0	13	8,958	0	45,597	76,659
4	PT Asuransi Jiwa Bringsin Jiwa Sejahtera	24,837.20	10,731.68	0.00	0.00	0	0	84	0	0	35,653
5	Asuransi Jiwa Bersama Bumiputera 1912	0.00	0.00	0.00	0.00	0	0	0	0	0	0
6	PT Asuransi Jiwa Central Asia Raya	17,537.39	162.02	0.00	0.00	0	0	0	0	2,443	20,142
7	PT Asuransi Jiwa Mega Life	211,457.46	1,854,776.66	197.94	0.00	0	3,622	8,507	0	3,689,484	5,768,045
8	PT Panin Life (d/h PT Panin Anugrah Life)	306.92	360.29	0.00	0.00	0	0	0	0	23,564	24,231
9	PT Asuransi Jiwa Sinar Mas	50,705.85	6,656.87	0.00	0.00	0	275	434	0	154,362	212,433
10	PT Asuransi Takaful Keluarga	83,175.43	14,664.82	0.00	0.00	0	171	29,413	0	63,770	191,194
<b>JUMLAH / SUB TOTAL</b>		<b>624,930.16</b>	<b>1,887,439.95</b>	<b>197.94</b>	<b>0.00</b>	<b>4,081.00</b>	<b>47,394.85</b>	<b>0.00</b>	<b>3,979,375.86</b>	<b>6,543,419.77</b>	
<b>PATUNGAN / JOINT VENTURE :</b>											
1	PT AIA Financial (d/h PT AIG Life)	0.00	0.00	0.00	0.00	0	0	0	0	285,052	285,052
2	PT Asuransi Allianz Life Indonesia	247,210.00	0.00	0.00	0.00	0	2,169	15,090	0	332,961	597,430
3	PT Avist Assurance (d/h PT Asuransi AIA Indonesia)	2,483.67	0.00	0.00	0.00	0	197	17,735	0	57,526	77,952
4	PT Axa Financial Indonesia	0.00	0.00	0.00	0.00	0	135	1,458	0	5,814	7,407
5	PT Axa Mandiri Financial Services	25.00	0.00	0.00	0.00	0	4,011	13,660	0	295,127	312,823
6	PT Great Eastern Life Indonesia	628.61	0.00	0.00	0.00	0	0	0	0	0	629
7	PT Tokio MARINE Life Indonesia (d/h PT MAA Life Assurance)	0.00	1,77	0.00	0.00	0	8	228	0	3,466	3,703
8	PT Asuransi Jiwa Manulife Indonesia	0.00	0.00	0.00	0.00	0	0	0	0	42,082	42,082
9	PT Prudential Life Assurance	0.00	0.00	0.00	0.00	0	0	0	0	1,157,052	1,157,052
10	PT Sun Life Financial Indonesia	11.38	0.00	0.00	0.00	0	167	1,197	0	37,731	39,106
<b>JUMLAH / SUB TOTAL</b>		<b>250,368.66</b>	<b>1.77</b>	<b>0.00</b>	<b>0.00</b>	<b>6,686.87</b>	<b>49,368.42</b>	<b>0.00</b>	<b>2,226,810.24</b>	<b>2,533,235.96</b>	
<b>JUMLAH KESELURUHAN / GRAND TOTAL</b>		<b>875,298.82</b>	<b>1,887,441.72</b>	<b>197.94</b>	<b>0.00</b>	<b>10,767.87</b>	<b>96,763.27</b>	<b>0.00</b>	<b>6,206,186.09</b>	<b>9,076,655.72</b>	

Catatan (Notes) :

\*) Tidak Menyampaikan Laporan Tahunan  
Have Not Submitted Annual Report

TABEL : 4.6.D.4  
LAPORAN ASUMSI BIAYA PER CABANG ASURANSI TAHUN 2012  
LOADING ASSUMPTION REPORT PER LINE OF BUSINESS YEAR 2012

Dalam jutaan rupiah  
In million rupiah

NO.	NAMA PERUSAHAAN NAME OF COMPANY	ASURANSI KEMATIAN TERM INSURANCE	DWIGUNA ENDOWMENT	SEUMUR HIDUP WHOLE LIFE	ANUITAS UMUM ANNUITY	ANUITAS DANA PENSUN ANNUITY	KECELAKAAN DIRI PERSONAL ACCIDENT	KESEHATAN HEALTH	PRODUK LAIN OTHER PRODUCT	PRODUK INVESTASI INVESTMENT PRODUCTS	JUMLAH TOTAL
<b>SWASTA NASIONAL / PRIVATE :</b>											
1	PT Asuransi Jiwa Svariah Al-Amin	79.183	0	0	0	0	0	0	0	0	79.183
2	PT Asuransi Jiwa Svariah Amanah Gri Artha	7	0	0	0	0	0	0	0	0	19
3	PT BNI Life Insurance	14.351	2.479	0	0	0	7	4.823	0	0	28.875
4	PT Asuransi Jiwa Bintang Jiwa Sejahtera	13.961	1.033	0	0	0	0	36	0	0	15.029
5	Asuransi Jiwa Bersama Bumiputera 1912	0	0	0	0	0	0	0	0	0	0
6	PT Asuransi Jiwa Central Asia Raya	4.774	21	0	0	0	0	0	0	2.152	6.946
7	PT Asuransi Jiwa Mega Life	39.092	585	60	0	0	419	864	0	96.619	137.640
8	PT Parin Life (dih PT Parin Anugrah Life)	106	57	0	0	0	0	0	0	8.494	8.657
9	PT Asuransi Jiwa Sinar Mas	4.554	279	0	0	0	7	34	0	6.606	11.479
10	PT Asuransi Takaful Keluarga	33.538	12.489	0	0	0	100	13.037	0	25.348	84.511
	<b>JUMLAH / SUB TOTAL</b>	<b>189.565</b>	<b>16.942</b>	<b>60</b>	<b>0</b>	<b>0</b>	<b>533</b>	<b>18.793</b>	<b>0</b>	<b>146.447</b>	<b>372.341</b>
<b>PATUNGAN / JOINT VENTURE :</b>											
1	PT AIA Financial (dih PT AIG Life)	0	0	0	0	0	0	0	0	337.746	337.746
2	PT Asuransi Allianz Life Indonesia	3.070	0	0	0	0	733	2	0	224.370	228.175
3	PT Avist Assurance (dih PT Asuransi AIA Indonesia)	449	0	0	0	0	58	4.584	0	5.437	10.527
4	PT Axa Financial Indonesia	0	0	0	0	0	574	6.217	0	7.095	13.887
5	PT Axa Mandiri Financial Services	22	0	0	0	0	0	0	0	61.718	61.740
6	PT Great Eastern Life Indonesia	0	0	0	0	0	0	0	0	0	0
7	PT Tokio MARINE Life Indonesia (dih PT MAA Life Assurance)	0	2	0	0	0	7	121	0	755	885
8	PT Asuransi Jiwa Manulife Indonesia	0	0	0	0	0	0	0	0	6.499	6.499
9	PT Prudential Life Assurance	0	0	0	0	0	0	0	0	465.665	465.665
10	PT Sun Life Financial Indonesia	13	0	0	0	0	143	1.324	0	36.853	38.332
	<b>JUMLAH / SUB TOTAL</b>	<b>3.553</b>	<b>2</b>	<b>0</b>	<b>0</b>	<b>0</b>	<b>1.515</b>	<b>12.247</b>	<b>0</b>	<b>1.146.139</b>	<b>1.163.457</b>
	<b>JUMLAH KESELURUHAN / GRAND TOTAL</b>	<b>193.118</b>	<b>16.944</b>	<b>60</b>	<b>0</b>	<b>0</b>	<b>2.048</b>	<b>31.040</b>	<b>0</b>	<b>1.292.586</b>	<b>1.535.797</b>

Catatan (Notes) :

\*) Tidak Menyampaikan Laporan Tahunan

Have Not Submitted Annual Report

TABEL : 4.6.D.5  
LAPORAN PREMI TAHUN 2012  
PREMIUM REPORT YEAR 2012

Dalam jutaan rupiah  
In million rupiah

NO.	NAMA PERUSAHAAN NAME OF COMPANY	UNSUR PREMI MURNI NET PREMIUMS	UNSUR PREMI LAINNYA LOADING AND OTHER (ACTUAL)	UNSUR PREMI LAINNYA LOADING AND OTHER (ASSUMPTION)	PREMI GROSS PREMIUMS
(1)	(2)	(3)	(4)	(5)	(6)
<b>SWASTA NASIONAL / PRIVATE :</b>					
1	PT Asuransi Jiwa Syariah Al-Amin	214,891	84,582	79,183	299,482
2	PT Asuransi Jiwa Syariah Amanah Giri Artha	171	19	19	190
3	PT BNI Life Insurance	76,659	(1,149)	28,875	75,510
4	PT Asuransi Jiwa Biringin Jiwa Sejahtera	35,653	15,029	15,029	50,682
5	Asuransi Jiwa Bersama Bumiputera 1912	0	263,485	0	263,485
6	PT Asuransi Jiwa Central Asia Raya	20,142	7,086	6,946	27,228
7	PT Asuransi Jiwa Mega Life	5,768,045	59,411	137,640	5,827,456
8	PT Panin Life (d/h PT Panin Anugrah Life)	24,231	261	8,657	24,492
9	PT Asuransi Jiwa Sinar Mas	212,433	5,113	11,479	217,546
10	PT Asuransi Takaful Keluarga	191,194	188,313	84,511	379,507
<b>JUMLAH / SUB TOTAL</b>		<b>6,543,420</b>	<b>622,160</b>	<b>372,341</b>	<b>7,165,580</b>
<b>PATUNGAN / JOINT VENTURE :</b>					
1	PT AIA Financial (d/h PT AIG Life)	295,052	(13,278)	337,746	281,774
2	PT Asuransi Allianz Life Indonesia	597,430	6,764	228,175	604,194
3	PT Avrist Assurance (d/h PT Asuransi AIA Indonesia)	77,952	8,929	10,527	86,881
4	PT Axa Financial Indonesia	7,407	46,846	13,887	54,254
5	PT Axa Mandiri Financial Services	312,823	58,594	61,740	371,417
6	PT Great Eastern Life Indonesia	629	269	0	898
7	PT Tokio MARINE Life Indonesia (d/h PT MAA Life Assurance)	3,703	142	885	3,846
8	PT Asuransi Jiwa Manulife Indonesia	42,082	(20,127)	6,499	21,955
9	PT Prudential Life Assurance	1,157,052	2	465,665	1,157,054
10	PT Sun Life Financial Indonesia	39,106	459	38,332	39,565
<b>JUMLAH / SUB TOTAL</b>		<b>2,533,236</b>	<b>88,601</b>	<b>1,163,457</b>	<b>2,621,837</b>
<b>JUMLAH KESELURUHAN / GRAND TOTAL</b>		<b>9,076,656</b>	<b>710,762</b>	<b>1,535,797</b>	<b>9,787,418</b>

Catatan (Notes):

\*) Tidak Menyampaikan Laporan Tahunan

Have Not Submitted Annual Report

**Perusahaan Asuransi Jiwa-Syariah**

Sharia-Life Insurance Companies

TABEL : 4.7.D.1

CADANGAN ATAS PREMI YANG BELUM

MERUPAKAN PENDAPATAN (CAPYBMP)

UNEARNED PREMIUM RESERVE (UPR)

Per 31 Desember 2012  
Year ended December 31, 2012

\*) Dlm. ribuan \*\*\*) Dlm. jutaan rupiah  
) In thousand \*\*\*) In million rupiah

NO.	NAMA PERUSAHAAN NAME OF COMPANY	US \$*)	VALAS LAIN OTHER CURRENCY*)	RUPIAH Rp ***)	JUML. DLM. RP. TOTAL UPR Rp ***) (3+4+5)	CAP.BMP TAHUN LALU PREVIOUS UPR Rp ***)	KENAIKAN INCREASE Rp ***) (6-7)
(1)	(2)	(3)	(4)	(5)	(6)	(7)	(8)
<b>SWASTA NASIONAL / PRIVATE :</b>							
1	PT Ace Life Assurance (d/h PT A.J. Bhumi Artha Reksatama)	0.00	0.00	0.00	0.00	0.00	0.00
2	PT Asuransi Jiwa Adisarana Wanaartha	0.00	0.00	0.00	0.00	0.00	0.00
3	PT Asuransi Jiwa Syariah Al-Amin	0.00	0.00	3,558.46	3,558.46	12,461.90	(8,903.44)
4	PT Asuransi Jiwa Amanah Jiwa Giri Artha	0.00	0.00	0.84	0.84	0.00	0.84
5	PT Asuransi Jiwa Bakrie	0.00	0.00	0.00	0.00	0.00	0.00
6	PT BNI Life Insurance	0.00	0.00	1,569.58	1,569.58	2,941.30	(1,371.72)
7	PT Asuransi Jiwa Bringin Jiwa Sejahtera	0.00	0.00	372.33	372.33	1,215.40	(843.07)
8	PT Asuransi Jiwa Bumi Asih Jaya	0.00	0.00	0.00	0.00	0.00	0.00
9	Asuransi Jiwa Bersama Bumiputera 1912	0.00	0.00	1,358.12	1,358.12	1,682.90	(324.78)
10	PT Asuransi Jiwa Central Asia Raya	0.00	0.00	526.07	526.07	346.30	179.77
11	PT Equity Life Indonesia	0.00	0.00	0.00	0.00	0.00	0.00
12	PT Heksa Eka Life Insurance	0.00	0.00	0.00	0.00	0.00	0.00
13	PT Indolife Pensiontama	0.00	0.00	0.00	0.00	0.00	0.00
14	PT Asuransi Jiwa InHealth Indonesia	0.00	0.00	0.00	0.00	0.00	0.00
15	PT Asuransi Jiwasraya (Persero)	0.00	0.00	0.00	0.00	0.00	0.00
16	PT Asuransi Kresna Life (d/h PT A.J. Mira Life)	0.00	0.00	0.00	0.00	0.00	0.00
17	PT Asuransi Jiwa Mega Life	0.00	0.00	14,218.31	14,218.31	21.30	14,197.01
18	PT MNC Life Assurance (d/h PT UOB Life Sun Assurance)	0.00	0.00	0.00	0.00	0.00	0.00
19	PT Asuransi Syariah Mubarakah	0.00	0.00	0.00	0.00	1,950.98	(1,950.98)
20	PT Multicor Life Insurance	0.00	0.00	0.00	0.00	0.00	0.00
21	PT Asuransi Jiwa Nusantara	0.00	0.00	0.00	0.00	0.00	0.00
22	PT Panin Life (d/h PT Panin Anugrah Life)	0.02	0.00	273.76	273.76	272.40	1.36
23	PT Pasaraya Life Insurance	0.00	0.00	0.00	0.00	0.00	0.00
24	P I Asuransi Jiwa Hecapital	0.00	0.00	0.00	0.00	0.00	0.00
25	PT Asuransi Jiwa Sequis Financial	0.00	0.00	0.00	0.00	0.00	0.00
26	PT Asuransi Jiwa Sequis Life	0.00	0.00	0.00	0.00	0.00	0.00
27	PT Asuransi Jiwa Sinar Mas	0.00	0.00	998.15	998.15	18.60	979.55
28	PT Asuransi Takaful Keluarga	0.00	0.00	18,059.97	18,059.97	15,051.80	3,008.17
29	PT Asuransi Jiwa Tugu Mandiri	0.00	0.00	0.00	0.00	0.00	0.00
<b>JUMLAH / SUB TOTAL</b>		<b>0.02</b>	<b>0.00</b>	<b>40,935.58</b>	<b>40,935.80</b>	<b>35,962.88</b>	<b>4,972.91</b>
<b>PATUNGAN / JOINT VENTURE :</b>							
1	PT AIA Financial (d/h PT AIG Life)	0.00	0.00	2,192.73	2,192.73	622.30	1,570.43
2	PT Asuransi Allianz Life Indonesia	0.00	0.00	2,867.00	2,867.00	1,663.00	1,204.00
3	PT Asuransi Aviva Indonesia (d/h PT Winterthur Life Indonesia)	0.00	0.00	0.00	0.00	0.00	0.00
4	PT Avrist Assurance (d/h PT Asuransi AIA Indonesia)	0.00	0.00	3,465.40	3,465.40	3,230.20	235.20
5	PT Axa Financial Indonesia	0.00	0.00	7,201.84	7,201.84	131.80	7,070.04
6	PT Axa Life Indonesia	0.00	0.00	0.00	0.00	0.00	0.00
7	PT Axa Mandiri Financial Services	0.00	0.00	653.00	653.00	209.30	443.70
8	PT Asuransi CIGNA	0.00	0.00	0.00	0.00	0.00	0.00
9	PT CIMB Sun Life (d/h PT Commerce International)	0.00	0.00	0.00	0.00	0.00	0.00
10	PT Commonwealth Life (d/h PT Astra CMG Life )	0.00	0.00	0.00	0.00	0.00	0.00
11	PT Asuransi Jiwa Generali Indonesia (d/h PT A.J. Arta Mandiri Prima)	0.00	0.00	0.00	0.00	0.00	0.00
12	PT Great Eastern Life Indonesia	0.00	0.00	94.94	94.94	(60.50)	155.44
13	PT MAA Life Assurance	0.00	0.00	695.15	695.15	264.50	430.65
14	PT Asuransi Jiwa Manulife Indonesia	0.00	0.00	526.27	526.27	281.00	245.27
15	PT Prudential Life Assurance	0.00	0.00	21,294.00	21,294.00	0.00	21,294.00
16	PT Sun Life Financial Indonesia	0.00	0.00	200.00	200.00	74.40	125.60
17	PT Zurich Topas Life (d/h PT Mayapada Life)	0.00	0.00	0.00	0.00	0.00	0.00
<b>JUMLAH / SUB TOTAL</b>		<b>0.00</b>	<b>0.00</b>	<b>39,190.33</b>	<b>39,190.33</b>	<b>6,416.00</b>	<b>32,774.33</b>
<b>JUMLAH KESELURUHAN / GRAND TOTAL</b>		<b>0.02</b>	<b>0.00</b>	<b>80,125.91</b>	<b>80,126.12</b>	<b>42,378.88</b>	<b>37,747.24</b>

Catatan (Notes) :

\*) Tidak Menyampaikan Laporan Tahunan  
Have Not Submitted Annual Report

**Perusahaan Asuransi Jiwa-Syariah**  
**Sharia-Life Insurance Companies**

**TABEL : 4.7.D.2**  
**CADANGAN PREMI PER 31 DESEMBER 2012**  
**PREMIUM RESERVE AS AT DECEMBER 31, 2012**

**Per 31 Desember 2012**  
**Year ended December 31, 2012**

**\*) Dlm. ribuan \*\*\*) Dlm. jutaan rupiah**  
**\*) In thousand \*\*\*) In million rupiah**

NO.	NAMA PERUSAHAAN NAME OF COMPANY	US \$*)	VALAS LAIN OTHER CURRENCY*)	RUPIAH Rp ***)	JUML. DLM. RP. TOTAL Rp ***) (3+4+5)	CAD. PREMI TAHUN LALU PREVIOUS PR. Rp ***)	KENAIKAN INCREASE Rp ***) (6-7)
(1)	(2)	(3)	(4)	(5)	(6)	(7)	(8)
<b>SWASTA NASIONAL / PRIVATE :</b>							
1	PT Ace Life Assurance (d/h PT A.J. Bhumi Artha Reksatama)	0.00	0.00	0.00	0.00	0.00	0.00
2	PT Asuransi Jiwa Adisarana Wanaartha	0.00	0.00	0.00	0.00	0.00	0.00
3	PT Asuransi Jiwa Syariah Al-Amin	0.00	0.00	103,438.91	103,438.91	0.00	103,438.91
4	PT Asuransi Jiwa Amanah Jiwa Giri Artha	0.00	0.00	168.02	168.02	0.00	168.02
5	PT Asuransi Jiwa Bakrie	0.00	0.00	0.00	0.00	0.00	0.00
6	PT BNI Life Insurance	0.00	0.00	82,735.00	82,735.00	0.00	82,735.00
7	PT Asuransi Jiwa Bringin Jiwa Sejahtera	0.00	0.00	60,166.40	60,166.40	0.00	60,166.40
8	PT Asuransi Jiwa Bumi Asih Jaya	0.00	0.00	0.00	0.00	0.00	0.00
9	Asuransi Jiwa Bersama Bumiputera 1912	0.00	0.00	528,197.01	528,197.01	0.00	528,197.01
10	PT Asuransi Jiwa Central Asia Raya	0.00	0.00	29,528.47	29,528.47	0.00	29,528.47
11	PT Equity Life Indonesia	0.00	0.00	0.00	0.00	0.00	0.00
12	PT Heksa Eka Life Insurance	0.00	0.00	0.00	0.00	0.00	0.00
13	PT Indolife Pensionsama	0.00	0.00	0.00	0.00	0.00	0.00
14	PT Asuransi Jiwa InHealth Indonesia	0.00	0.00	0.00	0.00	0.00	0.00
15	PT Asuransi Jiwasraya (Persero)	0.00	0.00	0.00	0.00	0.00	0.00
16	PT Asuransi Kresna Life (d/h PT A.J. Mira Life)	0.00	0.00	0.00	0.00	0.00	0.00
17	PT Asuransi Jiwa Mega Life	0.33	0.00	1,253,768.01	1,253,770.96	0.00	1,253,770.96
18	PT MNC Life Assurance (d/h PT UOB Life Sun Assurance)	0.00	0.00	0.00	0.00	0.00	0.00
19	PT Asuransi Syariah Mubarakah	0.00	0.00	0.00	0.00	0.00	0.00
20	PT Multicor Life Insurance	0.00	0.00	0.00	0.00	0.00	0.00
21	PT Asuransi Jiwa Nusantara	0.00	0.00	0.00	0.00	0.00	0.00
22	PT Panin Life (d/h PT Panin Anugrah Life)	52.04	0.00	36,402.81	36,870.71	0.00	36,870.71
23	PT Pasaraya Life Insurance	0.00	0.00	0.00	0.00	0.00	0.00
24	PT Asuransi Jiwa Recapital	0.00	0.00	0.00	0.00	0.00	0.00
25	PT Asuransi Jiwa Sequis Financial	0.00	0.00	0.00	0.00	0.00	0.00
26	PT Asuransi Jiwa Sequis Life	0.00	0.00	0.00	0.00	0.00	0.00
27	PT Asuransi Jiwa Sinar Mas	0.00	0.00	235,810.48	235,810.48	0.00	235,810.48
28	PT Asuransi Takaful Keluarga	575.04	0.00	880,938.59	886,108.75	0.00	886,108.75
29	PT Asuransi Jiwa Tugu Mandiri	0.00	0.00	0.00	0.00	0.00	0.00
<b>JUMLAH / SUB TOTAL</b>		<b>627.41</b>	<b>0.00</b>	<b>3,211,153.71</b>	<b>3,216,794.71</b>	<b>0.00</b>	<b>3,216,794.71</b>
<b>PATUNGAN / JOINT VENTURE :</b>							
1	PT AIA Financial (d/h PT AIG Life)	0.00	0.00	394,692.01	394,692.01	0.00	394,692.01
2	PT Asuransi Allianz Life Indonesia	0.00	0.00	699,232.00	699,232.00	0.00	699,232.00
3	PT Asuransi Aviva Indonesia (d/h PT Winterthur Life Indonesia)	0.00	0.00	0.00	0.00	0.00	0.00
4	PT Avrist Assurance (d/h PT Asuransi AIA Indonesia)	0.00	0.00	271,806.17	271,806.17	0.00	271,806.17
5	PT Axa Financial Indonesia	0.00	0.00	107,876.36	107,876.36	0.00	107,876.36
6	PT Axa Life Indonesia	0.00	0.00	0.00	0.00	0.00	0.00
7	PT Axa Mandiri Financial Services	0.00	0.00	753,779.00	753,779.00	0.00	753,779.00
8	PT Asuransi CIGNA	0.00	0.00	0.00	0.00	0.00	0.00
9	PT CIMB Sun Life (d/h PT Commerce International)	0.00	0.00	0.00	0.00	0.00	0.00
10	PT Commonwealth Life (d/h PT Astra CMG Life)	0.00	0.00	0.00	0.00	0.00	0.00
11	PT Asuransi Jiwa Generali Indonesia (d/h PT A.J. Arta Mandiri Prima)	0.00	0.00	0.00	0.00	0.00	0.00
12	PT Great Eastern Life Indonesia	0.00	0.00	0.00	382.83	0.00	382.83
13	PT MAA Life Assurance	415.59	456.52	51,635.25	55,828.33	0.00	55,828.33
14	PT Asuransi Jiwa Manulife Indonesia	0.00	0.00	40,781.19	40,781.19	0.00	40,781.19
15	PT Prudential Life Assurance	0.00	0.00	2,199,696.00	2,199,696.00	0.00	2,199,696.00
16	PT Sun Life Financial Indonesia	0.00	0.00	43,972.20	43,972.20	0.00	43,972.20
17	PT Zurich Topas Life (d/h PT Mayapada Life)	0.00	0.00	0.00	0.00	0.00	0.00
<b>JUMLAH / SUB TOTAL</b>		<b>458.17</b>	<b>456.52</b>	<b>4,563,470.19</b>	<b>4,568,046.11</b>	<b>0.00</b>	<b>4,568,046.11</b>
<b>JUMLAH KESELURUHAN / GRAND TOTAL</b>		<b>1,085.57</b>	<b>456.52</b>	<b>7,774,623.90</b>	<b>7,784,840.82</b>	<b>0.00</b>	<b>7,784,840.82</b>

**Catatan (Notes) :**

**\*) Tidak Menyampaikan Laporan Tahunan**  
**Have Not Submitted Annual Report**

TABEL : 4.8 D.1

**PERTANGGUNGAN YANG BERLAKU PADA AWAL TAHUN 2012  
POLICIES INFORCE AT THE BEGINNING OF THE YEAR 2012**

Semua Cabang Asuransi Selain Kecelakaan Diri & Kesehatan  
All Plans Except Personal Accident & Health

UP dalam jutaan rupiah  
Sum Ins. in million rupiah

NO.	NAMA PERUSAHAAN NAME OF COMPANY	PERT. PERORANGAN INDIVIDUAL			PERT. KUMPULAN GROUP			JUMLAH TOTAL	
		Jumlah Polis No. of Policies	Jm. Uang Pert. Sum Insured	Jumlah Peserta No. of Insured	Jm. Uang Pert. Sum Insured	Jm. Uang Pert. Sum Insured	Polisi/Peserta Policies/Insured	Jm. Uang Pert. Sum Insured	
(1)	(2)	(3)	(4)	(5)	(6)	(7)	(8)	(9)	
<b>SWASTA NASIONAL / PRIVATE :</b>									
1	PT Asuransi Jiwa Syariah Al-Amin	0	0.00	31	10,298,338.11	31	10,298,338.11	0.00	
2	PT Asuransi Jiwa Syariah amanah Jiwa Giri Artha	0	0.00	0	0.00	0	0.00	0.00	
3	PT BNI Life Insurance	677	27,807.60	113,605	6,813,617.88	114,282	6,841,425.48	6,841,425.48	
4	PT Asuransi Jiwa Bringin Jiwa Sejahtera	3,122	185,694.00	417,131	28,765,776.00	420,253	28,951,470.00	28,951,470.00	
5	Asuransi Jiwa Bersama Bumiputera 1912	124,541	3,203,874.33	57,850	1,342,715.06	182,391	4,546,589.39	4,546,589.39	
6	PT Asuransi Jiwa Central Asia Raya	501	28,160.00	144,227	2,939,528.00	144,728	2,967,688.00	2,967,688.00	
7	PT Asuransi Jiwa Mega Life	26,029	965,817.49	3,353,733	240,226,773.50	3,379,762	241,192,590.99	241,192,590.99	
8	PT Panin Life (d/h PT Panin Anugrah Life)	4,024	419,551.93	57,870	615,713.72	61,894	1,035,265.65	1,035,265.65	
9	PT Asuransi Jiwa Sinar Mas	3,400	176,249.34	20,205	3,274,950.78	23,605	3,451,200.12	3,451,200.12	
10	PT Asuransi Takaful Keluarga	99,411	3,550,222.85	1,488,941	60,768,174.96	1,588,352	64,318,397.81	64,318,397.81	
	<b>JUMLAH / SUB TOTAL</b>	<b>261,705</b>	<b>8,557,377.54</b>	<b>5,653,593</b>	<b>355,045,588.01</b>	<b>5,915,298</b>	<b>363,602,965.55</b>	<b>363,602,965.55</b>	
<b>PATUNGAN / JOINT VENTURE :</b>									
1	PT AIA Financial (d/h PT AIG Life)	0	0.00	0	0.00	0	0.00	0.00	
2	PT Asuransi Allianz Life Indonesia	73,807	14,068,037.00	60,095	138,501.00	133,902	14,206,538.00	14,206,538.00	
3	PT Avrist Assurance (d/h PT Asuransi AIA Indonesia)	5,026	466,098.73	19,066	378,331.92	24,092	844,430.65	844,430.65	
4	PT Axa Financial Indonesia	6,147	1,022,630.02	0	0.00	6,147	1,022,630.02	1,022,630.02	
5	PT Axa Mandiri Financial Services	29,371	2,011,507.00	0	0.00	29,371	2,011,507.00	2,011,507.00	
6	PT Great Eastern Life Indonesia	0	0.00	23,779	600,086.22	23,779	600,086.22	600,086.22	
7	PT MAA Life Assurance	1,643	90,578.17	0	0.00	1,643	90,578.17	90,578.17	
8	PT Asuransi Jiwa Manulife Indonesia	2,509	0.00	0	0.00	2,509	0.00	0.00	
9	PT Prudential Life Assurance	300,411	35,105,796.00	1,521	62,845.00	301,932	35,168,641.00	35,168,641.00	
10	PT Sun Life Financial Indonesia	1,737	319,451.02	0	0.00	1,737	319,451.02	319,451.02	
	<b>JUMLAH / SUB TOTAL</b>	<b>420,651</b>	<b>53,084,097.93</b>	<b>104,461</b>	<b>1,179,764.14</b>	<b>525,112</b>	<b>54,263,862.08</b>	<b>54,263,862.08</b>	
	<b>JUMLAH KESELURUHAN</b>	<b>682,356</b>	<b>61,641,475.48</b>	<b>5,758,054</b>	<b>356,225,352.15</b>	<b>6,440,410</b>	<b>417,866,827.63</b>	<b>417,866,827.63</b>	

Catatan (Notes) :

\*) Tidak Menyampaikan Laporan Tahunan  
Have Not Submitted Annual Report



Perusahaan Asuransi Jiwa-Shariah  
Sharia-Life Insurance Companies

TABEL : 4.8 D.2  
PERTANGGUNGAN BARU UNTUK TAHUN 2012  
NEW BUSINESS FOR THE YEAR 2012

Semua Cabang Asuransi Selain Kecelakaan Diri & Kesehatan  
All Plans Except Personal/Accident & Health

UP dalam jutaan rupiah  
Sum Ins. in million rupiah

NO.	NAMA PERUSAHAAN NAME OF COMPANY	PERT. PERORANGAN INDIVIDUAL		PERT. KUMPULAN GROUP		JUMLAH TOTAL	
		Jumlah Polis No. of Policies	Jml. Uang Pert. Sum Insured	Jumlah Peserta No. of Insured	Jml. Uang Pert. Sum Insured	Polis/Peserta Policies/Insured	Jml. Uang Pert. Sum Insured
(1)	(2)	(3)	(4)	(5)	(6)	(7)	(8)
<b>SWASTA NASIONAL / PRIVATE :</b>							
1	PT Asuransi Jiwa Syariah Al-Amin	0	0.00	31	9,571,376.65	31	9,571,376.65
2	PT Asuransi Jiwa Syariah amanah Jiwa Giri	17	1,048.00	4	2,503.50	21	3,551.50
3	PT BNI Life Insurance	50	2,321.20	102,797	3,702,734.04	102,847	3,705,055.24
4	PT Asuransi Jiwa Brinqin Jiwa Sejahtera	601	21,963.72	304,397	9,472,182.00	304,998	9,494,145.72
5	Asuransi Jiwa Bersama Bumiputera 1912	22,472	570,782.58	25,890	445,430.37	48,362	1,016,212.96
6	PT Asuransi Jiwa Central Asia Raya	92	5,043.00	50,115	1,970,480.00	50,207	1,975,523.00
7	PT Asuransi Jiwa Mega Life	1,116	63,826.14	4,573	12,274,620.26	5,689	12,338,446.40
8	PT Panin Life (d/h PT Panin Anugrah Life)	1,807	277,661.14	15	1,511.01	1,822	279,172.15
9	PT Asuransi Jiwa Sinar Mas	3,246	94,818.60	20,432	5,097,328.64	23,678	5,192,147.24
10	PT Asuransi Takatuli Keluarga	23,762	948,580.55	2,471,983	39,160,326.76	2,495,745	40,108,907.31
<b>JUMLAH / SUB TOTAL</b>		<b>53,163</b>	<b>1,986,044.93</b>	<b>2,980,237</b>	<b>81,698,493.23</b>	<b>3,033,400</b>	<b>83,684,538.17</b>
<b>PATUNGAN / JOINT VENTURE :</b>							
1	PT AIA Financial (d/h PT AIG Life)	0	0.00	0	0.00	0	0.00
2	PT Asuransi Allianz Life Indonesia	38,403	7,778,906.00	317,933	1,378,397.00	356,336	9,157,303.00
3	PT Avrist Assurance (d/h PT Asuransi AIA I	322	20,626.69	25,037	305,100.65	25,359	325,727.34
4	PT Axa Financial Indonesia	868	120,975.06	0	0.00	868	120,975.06
5	PT Axa Mandiri Financial Services	11,225	946,031.00	0	0.00	11,225	946,031.00
6	PT Great Eastern Life Indonesia	0	0.00	37,753	204,401.07	37,753	204,401.07
7	PT MAA Life Assurance	85	3,113.60	0	0.00	85	3,113.60
8	PT Asuransi Jiwa Manulife Indonesia	1,535	0.00	0	0.00	1,535	0.00
9	PT Prudential Life Assurance	112,229	12,788,280.00	1,756	86,881.00	113,985	12,875,161.00
10	PT Sun Life Financial Indonesia	2,857	592,083.67	0	0.00	2,857	592,083.67
<b>JUMLAH / SUB TOTAL</b>		<b>167,524</b>	<b>22,250,016.02</b>	<b>382,479</b>	<b>1,974,779.72</b>	<b>550,003</b>	<b>24,224,795.74</b>
<b>JUMLAH KESELURUHAN</b>		<b>220,687</b>	<b>24,236,060.96</b>	<b>3,362,716</b>	<b>83,673,272.95</b>	<b>3,583,403</b>	<b>107,909,333.91</b>
<b>GRAND TOTAL</b>							

Catatan (Notes):

\*) Tidak Menyampaikan Laporan Tahunan  
Have Not Submitted Annual Report

PEMULIHAN KEMBALI POLIS UNTUK TAHUN 2012  
REINSTATEMENT FOR THE YEAR 2012

Semua Cabang Asuransi Selain Kecelakaan Diri & Kesehatan  
All Plans Except Personal Accident & Health

UP dalam jutaan rupiah  
Sum Ins. in million rupiah

NO.	NAMA PERUSAHAAN NAME OF COMPANY	PERT. PERORANGAN INDIVIDUAL		PERT. KUMPULAN GROUP		JUMLAH TOTAL	
		Jumlah Polis No. of Policies	Jml. Uang Pert. Sum Insured	Jumlah Peserta No. of Insured	Jml. Uang Pert. Sum Insured	Polis/Peserta Policies/Insured	Jml. Uang Pert. Sum Insured
(1)	(2)	(3)	(4)	(5)	(6)	(7)	(8)
<b>SWASTA NASIONAL / PRIVATE :</b>							
1	PT Asuransi Jiwa Syariah Al-Amin	0	0.00	0	0.00	0	0.00
2	PT Asuransi Jiwa Syariah amanah Jiwa Giri Arth	0	0.00	0	0.00	0	0.00
3	PT BNI Life Insurance	0	0.00	0	0.00	0	0.00
4	PT Asuransi Jiwa Bringan Jiwa Sejahtera	0	0.00	0	0.00	0	0.00
5	Asuransi Jiwa Bersama Bumiputera 1912	0	0.00	0	0.00	0	0.00
6	PT Asuransi Jiwa Central Asia Raya	3	45.00	0	0.00	3	45.00
7	PT Asuransi Jiwa Mega Life	336	19,163.80	0	0.00	336	19,163.80
8	PT Panih Life (d/h PT Panih Anugrah Life)	50	9,433.92	0	0.00	50	9,433.92
9	PT Asuransi Jiwa Sinar Mas	0	0.00	0	0.00	0	0.00
10	PT Asuransi Takaful Keluarga	85	2,509.00	0	0.00	85	2,509.00
	<b>JUMLAH / SUB TOTAL</b>	<b>474</b>	<b>31,151.72</b>	<b>0</b>	<b>0.00</b>	<b>474</b>	<b>31,151.72</b>
<b>PATUNGAN / JOINT VENTURE :</b>							
1	PT AIA Financial (d/h PT AIG Life)	0	0.00	0	0.00	0	0.00
2	PT Asuransi Allianz Life Indonesia	5,664	1,120,826.00	0	0.00	5,664	1,120,826.00
3	PT Avrist Assurance (d/h PT Asuransi AIA Indon	3	852.00	0	0.00	3	852.00
4	PT Axa Financial Indonesia	233	39,695.00	0	0.00	233	39,695.00
5	PT Axa Mandiri Financial Services	185	12,548.00	0	0.00	185	12,548.00
6	PT Great Eastern Life Indonesia	0	0.00	10,517	219,728.59	10,517	219,728.59
7	PT MAA Life Assurance	0	0.00	0	0.00	0	0.00
8	PT Asuransi Jiwa Manulife Indonesia	1	0.00	0	0.00	1	0.00
9	PT Prudential Life Assurance	2,713	300,996.00	7	811.00	2,720	301,807.00
10	PT Sun Life Financial Indonesia	156	33,878.57	0	0.00	156	33,878.57
	<b>JUMLAH / SUB TOTAL</b>	<b>8,955</b>	<b>1,508,795.57</b>	<b>10,524</b>	<b>220,539.59</b>	<b>19,479</b>	<b>1,729,335.17</b>
	<b>JUMLAH KESELURUHAN GRAND TOTAL</b>	<b>9,429</b>	<b>1,539,947.29</b>	<b>10,524</b>	<b>220,539.59</b>	<b>19,953</b>	<b>1,760,486.89</b>

Catatan (Notes) :

\*) Tidak Menyampaikan Laporan Tahunan  
Have Not Submitted Annual Report

TABEL : 4.8 D.4  
PERUBAHAN DARI CABANG LAIN UNTUK TAHUN 2012  
ALTERATION FROM OTHER PLANS FOR THE YEAR 2012

Semua Cabang Asuransi Selain Kecelakaan Diri & Kesehatan  
All Plans Except Personal Accident & Health

UP dalam jutaan rupiah  
Sum Ins. in million rupiah

NO.	NAMA PERUSAHAAN NAME OF COMPANY	PERT. PERORANGAN INDIVIDUAL			PERT. KUMPULAN GROUP			JUMLAH TOTAL	
		Jumlah Polis No. of Policies	Jml. Uang Pert. Sum Insured	No. of Insured	Jml. Peserta Sum Insured	Policies/Insured	Jml. Uang Pert. Sum Insured	Policies/Insured	Sum Insured
(1)	(2)	(3)	(4)	(5)	(6)	(7)	(8)		
<b>SWASTA NASIONAL / PRIVATE :</b>									
1	PT Asuransi Jiwa Syariah Al-Amin	0	0.00	0	0.00	0	0.00	0	0.00
2	PT Asuransi Jiwa Syariah amanah Jiwa Giri Artha	0	0.00	0	0.00	0	0.00	0	0.00
3	PT BNI Life Insurance	0	0.00	0	0.00	0	0.00	0	0.00
4	PT Asuransi Jiwa Bringin Jiwa Sejahtera	0	0.00	0	0.00	0	0.00	0	0.00
5	Asuransi Jiwa Bersama Bumiputera 1912	0	0.00	0	0.00	0	0.00	0	0.00
6	PT Asuransi Jiwa Central Asia Raya	7	333.00	0	0.00	0	0.00	7	333.00
7	PT Asuransi Jiwa Mega Life	0	0.00	0	0.00	0	0.00	0	0.00
8	PT Panin Life (d/h PT Panin Anugrah Life)	0	0.00	2,712	708.66	2,712	708.66	2,712	708.66
9	PT Asuransi Jiwa Sinar Mas	0	0.00	0	0.00	0	0.00	0	0.00
10	PT Asuransi Takaful Keluarga	0	0.00	0	0.00	0	0.00	0	0.00
<b>JUMLAH / SUB TOTAL</b>		<b>7</b>	<b>333.00</b>	<b>2,712</b>	<b>708.66</b>	<b>2,712</b>	<b>708.66</b>	<b>2,719</b>	<b>1,041.66</b>
<b>PATUNGAN / JOINT VENTURE :</b>									
1	PT AIA Financial (d/h PT AIG Life)	0	0.00	0	0.00	0	0.00	0	0.00
2	PT Asuransi Allianz Life Indonesia	0	0.00	0	0.00	0	0.00	0	0.00
3	PT Avrist Assurance (d/h PT Asuransi AIA Indonesia)	0	0.00	0	0.00	0	0.00	0	0.00
4	PT Axa Financial Indonesia	0	0.00	0	0.00	0	0.00	0	0.00
5	PT Axa Mandiri Financial Services	0	0.00	0	0.00	0	0.00	0	0.00
6	PT Great Eastern Life Indonesia	0	0.00	0	0.00	0	0.00	0	0.00
7	PT MAA Life Assurance	0	0.00	0	0.00	0	0.00	0	0.00
8	PT Asuransi Jiwa Manulife Indonesia	0	0.00	0	0.00	0	0.00	0	0.00
9	PT Prudential Life Assurance	0	0.00	13	0.00	13	0.00	13	0.00
10	PT Sun Life Financial Indonesia	0	0.00	0	0.00	0	0.00	0	0.00
<b>JUMLAH / SUB TOTAL</b>		<b>0</b>	<b>0.00</b>	<b>13</b>	<b>0.00</b>	<b>13</b>	<b>0.00</b>	<b>13</b>	<b>0.00</b>
<b>JUMLAH KESELURUHAN GRAND TOTAL</b>		<b>7</b>	<b>333.00</b>	<b>2,725</b>	<b>708.66</b>	<b>2,732</b>	<b>708.66</b>	<b>2,732</b>	<b>1,041.66</b>

Catatan (Notes) :

\*) Tidak Menyampaikan Laporan Tahunan  
Have Not Submitted Annual Report

TABEL : 4.8 D.5  
MENINGGAL DALAM TAHUN 2012  
DEATHS FOR THE YEAR 2012

Semua Cabang Asuransi Selain Kecelakaan Diri & Kesehatan  
All Plans Except Personal Accident & Health

UP dalam jutaan rupiah  
Sum Ins. in million rupiah

NO.	NAMA PERUSAHAAN NAME OF COMPANY	PERT. PERORANGAN INDIVIDUAL		PERT. KUMPULAN GROUP		JUMLAH TOTAL	
		Jumlah Polis No. of Policies	Jml. Uang Pert. Sum Insured	Jumlah Peserta No. of Insured	Jml. Uang Pert. Sum Insured	Polis/Peserta Policies/Insured	Jml. Uang Pert. Sum Insured
(1)	(2)	(3)	(4)	(5)	(6)	(7)	(8)
<b>SWASTA NASIONAL / PRIVATE :</b>							
1	PT Asuransi Jiwa Syariah Al-Amin	0	0.00	0	0.00	0	0.00
2	PT Asuransi Jiwa Syariah amanah Jiwa Giri Artha	0	0.00	0	0.00	0	0.00
3	PT BNI Life Insurance	1	46.00	201	26,584.69	202	26,630.69
4	PT Asuransi Jiwa Bringin Jiwa Sejahtera	4	294.34	325	26,608.00	329	26,902.34
5	Asuransi Jiwa Bersama Bumiputera 1912	1,083	25,800.73	19,295	316,194.85	20,378	341,995.58
6	PT Asuransi Jiwa Central Asia Raya	0	0.00	164	7,061.00	164	7,061.00
7	PT Asuransi Jiwa Mega Life	14	515.66	32	49,898.93	46	50,414.59
8	PT Panin Life (d/h PT Panin Anugrah Life)	7	1,318.56	0	0.00	7	1,318.56
9	PT Asuransi Jiwa Sinar Mas	15	1,057.50	41	3,654.42	56	4,711.92
10	PT Asuransi Takaful Keluarga	55	1,638.86	1,523	71,694.48	1,578	73,333.34
	<b>JUMLAH / SUB TOTAL</b>	<b>1,179</b>	<b>30,671.65</b>	<b>21,581</b>	<b>501,696.37</b>	<b>22,760</b>	<b>532,368.02</b>
<b>PATUNGAN / JOINT VENTURE :</b>							
1	PT AIA Financial (d/h PT AIG Life)	0	0.00	0	0.00	0	0.00
2	PT Asuransi Allianz Life Indonesia	96	14,200.00	0	0.00	96	14,200.00
3	PT Avrist Assurance (d/h PT Asuransi AIA Indonesia)	4	297.00	614	20,012.31	618	20,309.31
4	PT Axa Financial Indonesia	5	444.00	0	0.00	5	444.00
5	PT Axa Mandiri Financial Services	20	2,544.00	0	0.00	20	2,544.00
6	PT Great Eastern Life Indonesia	0	0.00	0	0.00	0	0.00
7	PT MAA Life Assurance	1	50.00	0	0.00	1	50.00
8	PT Asuransi Jiwa Manulife Indonesia	4	0.00	0	0.00	4	0.00
9	PT Prudential Life Assurance	383	40,370.00	5	185.00	388	40,555.00
10	PT Sun Life Financial Indonesia	2	350.00	0	0.00	2	350.00
	<b>JUMLAH / SUB TOTAL</b>	<b>515</b>	<b>58,255.00</b>	<b>619</b>	<b>20,197.31</b>	<b>1,134</b>	<b>78,452.31</b>
	<b>JUMLAH KESELURUHAN</b>	<b>1,694</b>	<b>88,926.65</b>	<b>22,200</b>	<b>521,893.68</b>	<b>23,894</b>	<b>610,820.33</b>
	<b>GRAND TOTAL</b>						

Catatan (Notes):

\*) Tidak Menyampaikan Laporan Tahunan  
Have Not Submitted Annual Report

TABEL : 4.8 D.6  
HABIS KONTRAK DALAM TAHUN 2012  
MATURITIES FOR THE YEAR 2012

Semua Cabang Asuransi Selain Kecelakaan Diri & Kesehatan  
All Plans Except Personal Accident & Health

UP dalam jutaan rupiah  
Sum Ins. in million rupiah

NO.	NAMA PERUSAHAAN NAME OF COMPANY	PERT. PERORANGAN INDIVIDUAL		PERT. KUMPULAN GROUP		JUMLAH TOTAL	
		Jumlah Polis No. of Policies	Jml. Uang Pert. Sum Insured	Jumlah Peserta No. of Insured	Jml. Uang Pert. Sum Insured	Polis/Peserta Policies/Insured	Jml. Uang Pert. Sum Insured
(1)	(2)	(3)	(4)	(5)	(6)	(7)	(8)
<b>SWASTA NASIONAL / PRIVATE :</b>							
1	PT Asuransi Jiwa Syariah Al-Amin	0	0.00	25	1,209,943.10	25	1,209,943.10
2	PT Asuransi Jiwa Syariah amanah Jiwa Giri Art	0	0.00	0	0.00	0	0.00
3	PT BNI Life Insurance	43	1,725.80	18,024	916,448.09	18,067	918,173.89
4	PT Asuransi Jiwa Bringin Jiwa Sejahtera	129	28,660.67	625,681	16,318,737.00	625,810	16,347,397.67
5	Asuransi Jiwa Bersama Bumiputera 1912	2,010	32,010.91	22,389	142,962.27	24,399	174,973.18
6	PT Asuransi Jiwa Central Asia Raya	0	0.00	64,825	479,934.00	64,825	479,934.00
7	PT Asuransi Jiwa Mega Life	38	4,591.03	23	7,811.80	61	12,402.83
8	PT Parin Life (d/h PT Parin Anugrah Life)	468	52,896.63	57,873	612,505.07	58,341	665,401.70
9	PT Asuransi Jiwa Sinar Mas	531	145.70	3,683	388,099.15	4,214	388,244.85
10	PT Asuransi Takaful Keluarga	5,337	147,311.45	1,591,797	51,824,354.05	1,597,134	51,971,665.50
	<b>JUMLAH / SUB TOTAL</b>	<b>8,556</b>	<b>267,342.19</b>	<b>2,384,320</b>	<b>71,900,794.52</b>	<b>2,392,876</b>	<b>72,168,136.71</b>
<b>PATUNGAN / JOINT VENTURE :</b>							
1	PT AIA Financial (d/h PT AIG Life)	0	0.00	0	0.00	0	0.00
2	PT Asuransi Allianz Life Indonesia	532	98,553.00	4,039	24,409.00	4,571	122,962.00
3	PT Avrist Assurance (d/h PT Asuransi AIA Indo	0	0.00	154	2,016.91	154	2,016.91
4	PT Axa Financial Indonesia	0	0.00	0	0.00	0	0.00
5	PT Axa Mandiri Financial Services	0	0.00	0	0.00	0	0.00
6	PT Great Eastern Life Indonesia	0	0.00	24,929	508,426.92	24,929	508,426.92
7	PT MAA Life Assurance	59	1,781.70	0	0.00	59	1,781.70
8	PT Asuransi Jiwa Manulife Indonesia	0	0.00	0	0.00	0	0.00
9	PT Prudential Life Assurance	0	0.00	0	0.00	0	0.00
10	PT Sun Life Financial Indonesia	0	0.00	0	0.00	0	0.00
	<b>JUMLAH / SUB TOTAL</b>	<b>591</b>	<b>100,334.70</b>	<b>29,122</b>	<b>534,852.82</b>	<b>29,713</b>	<b>635,187.52</b>
<b>JUMLAH KESELURUHAN</b>		<b>9,147</b>	<b>367,676.88</b>	<b>2,413,442</b>	<b>72,435,647.35</b>	<b>2,422,589</b>	<b>72,803,324.23</b>
<b>GRAND TOTAL</b>							

Catatan (Notes) :

\*) Tidak Menampilkan Laporan Tahunan  
Have Not Submitted Annual Report

TABEL : 4.8 D.7

PEMUTUSAN KONTRAK PRODUK YANG DIHASILKAN TAHUN 2012  
LAPSE FOR PRODUCTS PRODUCED FOR THE YEAR 2012

Semua Cabang Asuransi Selain Kecelakaan Diri & Kesehatan  
All Plans Except Personal Accident & Health

UP dalam jutaan rupiah  
Sum Ins. in million rupiah

NO.	NAMA PERUSAHAAN NAME OF COMPANY	PERT. PERORANGAN INDIVIDUAL		PERT. KUMPULAN GROUP		JUMLAH TOTAL	
		Jumlah Polis No. of Policies	Jmi. Uang Pert. Sum Insured	Jumlah Peserta No. of Insured	Jmi. Uang Pert. Sum Insured	Polis/Peserta Policies/Insured	Jmi. Uang Pert. Sum Insured
(1)	(2)	(3)	(4)	(5)	(6)	(7)	(8)
<b>SWASTA NASIONAL / PRIVATE :</b>							
1	PT Asuransi Jiwa Syariah Al-Amin	0	0.00	0	0.00	0	0.00
2	PT Asuransi Jiwa Syariah amanah Jiwa Giri Arth	0	0.00	0	0.00	0	0.00
3	PT BNI Life Insurance	8	348.40	289	479.30	297	827.70
4	PT Asuransi Jiwa Bringin Jiwa Sejahtera	7	74.91	20	1.41	27	76.32
5	Asuransi Jiwa Bersama Bumiputera 1912	494	13,030.90	70	4,868.20	564	17,899.10
6	PT Asuransi Jiwa Central Asia Raya	3	75.00	17	5,349.00	20	5,424.00
7	PT Asuransi Jiwa Mega Life	139	5,667.80	96	26,976.43	235	32,644.23
8	PT Panin Life (d/h PT Panin Anugrah Life)	331	29,710.59	1	1,197.77	332	30,908.36
9	PT Asuransi Jiwa Sinar Mas	147	4,582.20	412	114,456.64	559	119,038.84
10	PT Asuransi Takaful Keluarga	6,409	240,328.52	4,468	444,407.05	10,877	684,735.57
	<b>JUMLAH / SUB TOTAL</b>	<b>7,538</b>	<b>293,818.32</b>	<b>5,373</b>	<b>597,735.80</b>	<b>12,911</b>	<b>891,554.12</b>
<b>PATUNGAN / JOINT VENTURE :</b>							
1	PT AIA Financial (d/h PT AIG Life)	0	0.00	0	0.00	0	0.00
2	PT Asuransi Allianz Life Indonesia	3,742	792,723.00	0	0.00	3,742	792,723.00
3	PT Avrist Assurance (d/h PT Asuransi AIA Indon	5	302.60	0	0.00	5	302.60
4	PT Axa Financial Indonesia	180	17,867.50	0	0.00	180	17,867.50
5	PT Axa Mandiri Financial Services	4,817	379,642.00	0	0.00	4,817	379,642.00
6	PT Great Eastern Life Indonesia	0	0.00	10,228	47,081.40	10,228	47,081.40
7	PT MAA Life Assurance	0	0.00	0	0.00	0	0.00
8	PT Asuransi Jiwa Manulife Indonesia	36	0.00	0	0.00	36	0.00
9	PT Prudential Life Assurance	119	14,439.00	1	20.00	120	14,459.00
10	PT Sun Life Financial Indonesia	224	35,036.20	0	0.00	224	35,036.20
	<b>JUMLAH / SUB TOTAL</b>	<b>9,123</b>	<b>1,240,010.30</b>	<b>10,229</b>	<b>47,101.40</b>	<b>19,352</b>	<b>1,287,111.70</b>
<b>JUMLAH KESELURUHAN</b>		<b>16,661</b>	<b>1,533,828.62</b>	<b>15,602</b>	<b>644,837.20</b>	<b>32,263</b>	<b>2,178,665.82</b>
<b>GRAND TOTAL</b>							

Catatan (Notes) :

\*) Tidak Menyampaikan Laporan Tahunan  
Have Not Submitted Annual Report

TABEL : 4.8 D.8  
PEMUTUSAN KONTRAK PRODUK YANG DIHASILKAN TAHUN 2011  
LAPSE FOR PRODUCTS PRODUCED FOR THE YEAR 2011

Semua Cabang Asuransi Selain Kecelakaan Diri & Kesehatan  
All Plans Except Personal Accident & Health

UP dalam jutaan rupiah  
Sum Ins. in million rupiah

NO.	NAMA PERUSAHAAN NAME OF COMPANY	PERT. PERORANGAN INDIVIDUAL		PERT. KUMPULAN GROUP		JUMLAH TOTAL	
		Jumlah Polis No. of Policies	Jml. Uang Pert. Sum Insured	Jumlah Peserta No. of Insured	Jml. Uang Pert. Sum Insured	Polis/Peserta Policies/Insured	Jml. Uang Pert. Sum Insured
(1)	(2)	(3)	(4)	(5)	(6)	(7)	(8)
<b>SWASTA NASIONAL / PRIVATE :</b>							
1	PT Asuransi Jiwa Syariah Al-Amin	0	0.00	0	0.00	0	0.00
2	PT Asuransi Jiwa Syariah amanah Jiwa Giri Artha	0	0.00	0	0.00	0	0.00
3	PT BNI Life Insurance	6	179.10	0	0.00	6	179.10
4	PT Asuransi Jiwa Bringin Jiwa Sejahtera	22	29.28	233	297.08	255	326.36
5	Asuransi Jiwa Bersama Bumiputera 1912	3,491	88,915.27	1	1.80	3,492	88,917.07
6	PT Asuransi Jiwa Central Asia Raya	15	389.00	66	18,049.00	81	18,438.00
7	PT Asuransi Jiwa Mega Life	309	97,696.82	2,442	727,422.95	2,751	825,119.77
8	PT Panin Life (d/h PT Panin Anugrah Life)	1	252.87	0	0.00	1	252.87
9	PT Asuransi Jiwa Sinar Mas	54	3,166.50	314	102,816.79	368	105,983.29
10	PT Asuransi Takatul Keliuarga	2,788	185,857.00	1,405	57,981.61	4,193	243,838.61
	<b>JUMLAH / SUB TOTAL</b>	<b>6,686</b>	<b>376,485.84</b>	<b>4,461</b>	<b>906,569.23</b>	<b>11,147</b>	<b>1,283,055.07</b>
<b>PATUNGAN / JOINT VENTURE :</b>							
1	PT AIA Financial (d/h PT AIG Life)	0	0.00	0	0.00	0	0.00
2	PT Asuransi Allianz Life Indonesia	6,585	1,342,299.00	0	0.00	6,585	1,342,299.00
3	PT Avrist Assurance (d/h PT Asuransi AIA Indonet)	22	1,700.40	2	9,986.95	24	11,687.35
4	PT Axa Financial Indonesia	1,400	115,110.90	0	0.00	1,400	115,110.90
5	PT Axa Mandiri Financial Services	0	0.00	0	0.00	0	0.00
6	PT Great Eastern Life Indonesia	0	0.00	3,765	71,758.39	3,765	71,758.39
7	PT MAA Life Assurance	44	3,080.00	0	0.00	44	3,080.00
8	PT Asuransi Jiwa Manulife Indonesia	197	0.00	0	0.00	197	0.00
9	PT Prudential Life Assurance	748	75,445.00	4	265.00	752	75,710.00
10	PT Sun Life Financial Indonesia	455	67,049.86	0	0.00	455	67,049.86
	<b>JUMLAH / SUB TOTAL</b>	<b>9,451</b>	<b>1,604,685.16</b>	<b>3,771</b>	<b>82,010.34</b>	<b>13,222</b>	<b>1,686,695.50</b>
<b>JUMLAH KESELURUHAN</b>		<b>16,137</b>	<b>1,981,171.00</b>	<b>8,232</b>	<b>988,579.57</b>	<b>24,369</b>	<b>2,969,750.57</b>
<b>GRAND TOTAL</b>							

Catatan (Notes) :

\*) Tidak Menyampaikan Laporan Tahunan  
Have Not Submitted Annual Report

PEMUTUSAN KONTRAK PRODUK YANG DIHASILKAN TAHUN 2010  
LAPSE FOR PRODUCTS PRODUCED FOR THE YEAR 2010

Semua Cabang Asuransi Selain Kecelakaan Diri & Kesehatan  
All Plans Except Personal Accident & Health

UP dalam jutaan rupiah  
Sum Ins. in million rupiah

NO.	NAMA PERUSAHAAN NAME OF COMPANY	PERT. PERORANGAN INDIVIDUAL		PERT. KUMPULAN GROUP		JUMLAH TOTAL	
		Jumlah Polis No. of Policies	Jmi. Uang Pert. Sum Insured	Jumlah Peserta No. of Insured	Jmi. Uang Pert. Sum Insured	Polis/Peserta Policies/Insured	Jmi. Uang Pert. Sum Insured
(1)	(2)	(3)	(4)	(5)	(6)	(7)	(8)
<b>SWASTA NASIONAL / PRIVATE :</b>							
1	PT Asuransi Jiwa Syariah Al-Amin	0	0.00	0	0.00	0	0.00
2	PT Asuransi Jiwa Syariah amanah Jiwa Giri Artt	0	0.00	0	0.00	0	0.00
3	PT BNI Life Insurance	0	0.00	860	2,002.70	860	2,002.70
4	PT Asuransi Jiwa Bingin Jiwa Sejahtera	112	2,771.55	667	2,174.79	779	4,946.34
5	Asuransi Jiwa Bersama Bumiputera 1912	6,757	177,279.64	0	0.00	6,757	177,279.64
6	PT Asuransi Jiwa Central Asia Raya	26	1,405.00	146	1,703,849.00	172	1,705,254.00
7	PT Asuransi Jiwa Mega Life	126	13,991.01	743	212,662.47	869	226,653.48
8	PT Panin Life (d/h PT Panin Anugrah Life)	454	45,373.62	0	0.00	454	45,373.62
9	PT Asuransi Jiwa Sinar Mas	115	5,364.50	122	43,268.37	237	48,632.87
10	PT Asuransi Takaful Keluarga	0	0.00	0	0.00	0	0.00
<b>JUMLAH / SUB TOTAL</b>		<b>7,590</b>	<b>246,185.32</b>	<b>2,538</b>	<b>1,963,957.33</b>	<b>10,128</b>	<b>2,210,142.66</b>
<b>PATUNGAN / JOINT VENTURE :</b>							
1	PT AIA Financial (d/h PT AIG Life)	0	0.00	0	0.00	0	0.00
2	PT Asuransi Allianz Life Indonesia	4,696	795,530.00	0	0.00	4,696	795,530.00
3	PT Avrist Assurance (d/h PT Asuransi AIA Indor	115	10,026.88	0	0.00	115	10,026.88
4	PT Axa Financial Indonesia	594	132,290.57	0	0.00	594	132,290.57
5	PT Axa Mandiri Financial Services	0	0.00	0	0.00	0	0.00
6	PT Great Eastern Life Indonesia	0	0.00	1,647	165,268.96	1,647	165,268.96
7	PT MAA Life Assurance	114	8,631.99	0	0.00	114	8,631.99
8	PT Asuransi Jiwa Manulife Indonesia	105	0.00	0	0.00	105	0.00
9	PT Prudential Life Assurance	1,448	170,149.00	2	100.00	1,450	170,249.00
10	PT Sun Life Financial Indonesia	18	4,802.57	0	0.00	18	4,802.57
<b>JUMLAH / SUB TOTAL</b>		<b>7,090</b>	<b>1,121,431.02</b>	<b>1,649</b>	<b>165,368.96</b>	<b>8,739</b>	<b>1,286,799.98</b>
<b>JUMLAH KESELURUHAN</b>		<b>14,680</b>	<b>1,367,616.34</b>	<b>4,187</b>	<b>2,129,326.30</b>	<b>18,867</b>	<b>3,496,942.64</b>
<b>GRAND TOTAL</b>							

Catatan (Notes) :

\*) Tidak Menyampaikan Laporan Tahunan

Have Not Submitted Annual Report



TABEL : 4.8 D.10  
PERUBAHAN KE CABANG LAIN UNTUK TAHUN 2012  
ALTERATION TO OTHER PLANS FOR THE YEAR 2012

Semua Cabang Asuransi Selain Kecelakaan Diri & Kesehatan  
All Plans Except Personal Accident & Health

NO.	NAMA PERUSAHAAN NAME OF COMPANY	PERT. PERORANGAN INDIVIDUAL		PERT. KUMPULAN GROUP		JUMLAH TOTAL	
		Jumlah Polis No. of Policies	Jml. Uang Pert. Sum Insured	Jumlah Peserta No. of Insured	Jml. Uang Pert. Sum Insured	Polis/Peserta Policies/Insured	Jml. Uang Pert. Sum Insured
(1)	(2)	(3)	(4)	(5)	(6)	(7)	(8)
<b>SWASTA NASIONAL / PRIVATE :</b>							
1	PT Asuransi Jiwa Syariah Al-Amin	0	0.00	0	0.00	0	0.00
2	PT Asuransi Jiwa Syariah amanah Jiwa Giri Artha	0	0.00	0	0.00	0	0.00
3	PT BNI Life Insurance	0	0.00	0	0.00	0	0.00
4	PT Asuransi Jiwa Bringin Jiwa Sejahtera	0	0.00	0	0.00	0	0.00
5	Asuransi Jiwa Bersama Bumiputera 1912	0	0.00	474	32,547.44	474	32,547.44
6	PT Asuransi Jiwa Central Asia Raya	7	333.00	75	12,220.00	82	12,553.00
7	PT Asuransi Jiwa Mega Life	0	0.00	0	0.00	0	0.00
8	PT Panin Life (d/h PT Panin Anugrah Life)	0	0.00	0	0.00	0	0.00
9	PT Asuransi Jiwa Sinar Mas	0	0.00	0	0.00	0	0.00
10	PT Asuransi Takaful Keluarga	0	0.00	0	0.00	0	0.00
<b>JUMLAH / SUB TOTAL</b>		<b>7</b>	<b>333.00</b>	<b>549</b>	<b>44,767.44</b>	<b>556</b>	<b>45,100.44</b>
<b>PATUNGAN / JOINT VENTURE :</b>							
1	PT AIA Financial (d/h PT AIG Life)	0	0.00	0	0.00	0	0.00
2	PT Asuransi Allianz Life Indonesia	0	0.00	0	0.00	0	0.00
3	PT Avrist Assurance (d/h PT Asuransi AIA Indonesia)	0	0.00	0	0.00	0	0.00
4	PT Axa Financial Indonesia	0	0.00	0	0.00	0	0.00
5	PT Axa Mandiri Financial Services	0	0.00	0	0.00	0	0.00
6	PT Great Eastern Life Indonesia	0	0.00	0	0.00	0	0.00
7	PT MAA Life Assurance	0	0.00	0	0.00	0	0.00
8	PT Asuransi Jiwa Manulife Indonesia	0	0.00	0	0.00	0	0.00
9	PT Prudential Life Assurance	51,918	5,870,093.00	665	25,312.00	52,583	5,895,405.00
10	PT Sun Life Financial Indonesia	0	0.00	0	0.00	0	0.00
<b>JUMLAH / SUB TOTAL</b>		<b>51,918</b>	<b>5,870,093.00</b>	<b>665</b>	<b>25,312.00</b>	<b>52,583</b>	<b>5,895,405.00</b>
<b>JUMLAH KESELURUHAN</b>		<b>51,925</b>	<b>5,870,426.00</b>	<b>1,214</b>	<b>70,079.44</b>	<b>53,139</b>	<b>5,940,505.44</b>
<b>GRAND TOTAL</b>							

Catatan (Notes) :  
\*) Tidak Menyampaikan Laporan Tahunan  
Have Not Submitted Annual Report

TABEL : 4.8 D.11

**PERTANGGUNGAN PADA AKHIR TAHUN 2012**  
**POLICIES INFORCE AT THE END OF THE YEAR 2012**

Semua Cabang Asuransi Selain Kecelakaan Diri & Kesehatan  
All Plans Except Personal Accident & Health

UP dalam jutaan rupiah  
Sum Ins. in million rupiah

NO.	NAMA PERUSAHAAN NAME OF COMPANY	PERT. PERORANGAN INDIVIDUAL			PERT. KUMPULAN GROUP			JUMLAH TOTAL	
		Jumlah Polis No. of Policies	Jml. Uang Pert. Sum Insured	Jumlah Peserta No. of Insured	Jml. Uang Pert. Sum Insured	Jml. Peserta Policies/Insured	Jml. Uang Pert. Sum Insured	Jml. Peserta Policies/Insured	Jml. Uang Pert. Sum Insured
(1)	(2)	(3)	(4)	(5)	(6)	(7)	(8)	(9)	
<b>SWASTA NASIONAL / PRIVATE :</b>									
1	PT Asuransi Jiwa Syariah Al-Amin	0	0.00	37	18,659,771.66	37	18,659,771.66	37	18,659,771.66
2	PT Asuransi Jiwa Syariah amanah Jiwa Giri	17	1,048.00	4	2,503.50	21	3,551.50	21	3,551.50
3	PT BNI Life Insurance	669	27,829.50	197,028	9,570,837.14	197,697	9,598,666.64	197,697	9,598,666.64
4	PT Asuransi Jiwa Bringsi Jiwa Sejahtera	3,449	175,826.97	94,602	21,890,139.72	98,051	22,065,966.69	98,051	22,065,966.69
5	Asuransi Jiwa Bersama Bumiputera 1912	133,178	3,437,619.47	41,511	1,291,570.87	174,689	4,729,190.34	174,689	4,729,190.34
6	PT Asuransi Jiwa Central Asia Raya	552	31,379.00	129,049	2,683,546.00	129,601	2,714,925.00	129,601	2,714,925.00
7	PT Asuransi Jiwa Mega Life	26,855	926,345.11	3,354,970	251,476,621.18	3,381,825	252,402,966.29	3,381,825	252,402,966.29
8	PT Panin Life (d/h PT Panin Anugrah Life)	4,620	577,094.72	2,723	4,230.55	7,343	581,325.27	7,343	581,325.27
9	PT Asuransi Jiwa Sinar Mas	5,784	256,751.54	36,065	7,719,984.05	41,849	7,976,735.59	41,849	7,976,735.59
10	PT Asuransi Takatul Keluarga	108,669	3,926,176.57	2,361,731	47,530,064.53	2,470,400	51,456,241.10	2,470,400	51,456,241.10
<b>JUMLAH / SUB TOTAL</b>		<b>283,793</b>	<b>9,360,070.88</b>	<b>6,217,720</b>	<b>360,829,269.20</b>	<b>6,501,513</b>	<b>370,189,340.08</b>	<b>6,501,513</b>	<b>370,189,340.08</b>
<b>PATANGAN / JOINT VENTURE :</b>									
1	PT AIA Financial (d/h PT AIG Life)	0	0.00	0	0.00	0	0.00	0	0.00
2	PT Asuransi Allianz Life Indonesia	102,223	19,924,464.00	373,989	1,492,489.00	476,212	21,416,953.00	476,212	21,416,953.00
3	PT Avrist Assurance (d/h PT Asuransi AIA Ir	5,205	475,250.54	43,333	651,416.41	48,538	1,126,666.94	48,538	1,126,666.94
4	PT Axa Financial Indonesia	5,069	917,587.11	0	0.00	5,069	917,587.11	5,069	917,587.11
5	PT Axa Mandiri Financial Services	35,944	2,587,900.00	0	0.00	35,944	2,587,900.00	35,944	2,587,900.00
6	PT Great Eastern Life Indonesia	0	0.00	31,480	231,680.21	31,480	231,680.21	31,480	231,680.21
7	PT MAA Life Assurance	1,510	80,148.08	0	0.00	1,510	80,148.08	1,510	80,148.08
8	PT Asuransi Jiwa Manulife Indonesia	3,703	0.00	0	0.00	3,703	0.00	3,703	0.00
9	PT Prudential Life Assurance	360,737	42,024,576.00	2,620	124,655.00	363,357	42,149,231.00	363,357	42,149,231.00
10	PT Sun Life Financial Indonesia	4,051	838,174.64	0	0.00	4,051	838,174.64	4,051	838,174.64
<b>JUMLAH / SUB TOTAL</b>		<b>518,442</b>	<b>66,848,100.36</b>	<b>451,422</b>	<b>2,500,240.61</b>	<b>969,864</b>	<b>69,348,340.97</b>	<b>969,864</b>	<b>69,348,340.97</b>
<b>JUMLAH KESELURUHAN</b>		<b>802,235</b>	<b>76,208,171.23</b>	<b>6,669,142</b>	<b>363,329,509.81</b>	<b>7,471,377</b>	<b>439,537,681.05</b>	<b>7,471,377</b>	<b>439,537,681.05</b>
<b>GRAND TOTAL</b>									

Catatan (Notes) :

\*) Tidak Menyampaikan Laporan Tahunan  
Have Not Submitted Annual Report

TABEL: 4.9D.1 / TABLE 4.9D.1  
PENYISIHAN KONTRIBUSI, TAHUN 2011  
TECHNICAL RESERVE, YEAR 2011

NO.	NAMA PERUSAHAAN	PENYISIHAN			TOTAL
		PKYBMP	KONTRIBUSI	KLAIM	
(1)	(2)	(7)	(8)	(9)	(10)
<b>FULL-FLEDGED SYARIAH</b>					
1	PT ASURANSI TAKAFUL KELUARGA	15,052	107,527	3,798	126,377
2	PT ASURANSI JIWA SYARIAH AL AMIN	12,462	57,541	3,054	73,057
3	PT ASURANSI JIWA AMANAH JIWA GIRI ARTHA	-	-	-	-
<b>JUMLAH / SUB TOTAL</b>		<b>27,514</b>	<b>165,068</b>	<b>6,852</b>	<b>199,434</b>
<b>UNIT SYARIAH</b>					
1	ASURANSI JIWA BERSAMA BUMPUTERA 1912	1,683	21,679	269	23,631
2	PT AVRIST ASSURANCE (d.h. PT AIA INDONESIA)	3,230	819	3,338	7,388
3	PT ALLIANZ LIFE INDONESIA	1,851	1,943	10,982	14,776
4	PT ASURANSI JIWA BRINGIN JIWA SEJAHTERA	1,215	9,591	2,975	13,781
5	PT ASURANSI JIWA CENTRAL ASIA RAYA	346	13,252	189	13,787
6	PT ASURANSI JIWA MEGA LIFE	21	14,767	-	14,788
7	PT ASURANSI JIWA SINAR MAS (d.h. EKA LIFE)	82	16,675	51	16,808
8	PT BNI LIFE INSURANCE	2,941	22,033	889	25,863
9	PT GREAT EASTERN LIFE INDONESIA	60	518	14	592
10	PT TOKIO MARINE LIFE INDONESIA (d.h. MAA Life)	264	141	35	440
11	PT PRUDENTIAL LIFE ASSURANCE	-	15,413	46,467	61,881
12	PT AXA MANDIRI FINANCIAL SERVICES	209	258	1,665	2,132
13	PT ASURANSI JIWA MANULIFE INDONESIA	281	-	24	305
14	PT PANINI LIFE (d.h. PT Panin Anugrah Life)	272	25	101	398
15	PT AIA FINANCIAL	622	287	102	1,012
16	PT AXA FINANCIAL INDONESIA	132	116	959	1,208
17	PT SUN LIFE FINANCIAL INDONESIA	74	-	34	108
<b>JUMLAH / SUB TOTAL</b>		<b>13,286</b>	<b>117,518</b>	<b>68,094</b>	<b>198,897</b>
<b>JUMLAH KESELURUHAN</b>		<b>40,799</b>	<b>282,586</b>	<b>74,946</b>	<b>398,331</b>

Dalam Jutaan Rupiah  
In Millions Rupiah

TABEL 4.9D.2 / TABLE 4.9D.2  
KENAIKAN (PENURUNAN) PENYISIHAN KONTRIBUSI, 1  
TECHNICAL RESERVE, YEAR 2012

NO.	NAMA PERUSAHAAN	PENYISIHAN			TOTAL
		PKYBMP	KONTRIBUSI	P. KLAIM	
(1)	(2)	(11)	(12)	(13)	(14)
<b>FULL-FLEDGED SYARIAH</b>					
1	PT ASURANSI TAKAFUL KELUARGA	1,297	46,061	4,170	51,527
2	PT ASURANSI JIWA SYARIAH AL AMIN	(4,486)	45,898	2,584	43,995
3	PT ASURANSI JIWA AMANAHJIWA GIRI ARTHA	1	14	0	14
<b>JUMLAH / SUB TOTAL</b>		<b>(3,189)</b>	<b>91,972</b>	<b>6,753</b>	<b>95,536</b>
<b>UNIT SYARIAH</b>					
1	ASURANSI JIWA BERSAMA BUMIPUTERA 1912	(335)	2,743	(55)	2,353
2	PT AVRIST ASSURANCE (d.h. PT AIA INDONESIA)	235	1,120	(587)	769
3	PT ALLIANZ LIFE INDONESIA	1,016	775	8,866	10,657
4	PT ASURANSI JIWA BRINGIN JIWA SEJAHTERA	(1,147)	(2,129)	2,602	(674)
5	PT ASURANSI JIWA CENTRAL ASIA RAYA	180	10,395	(60)	10,515
6	PT ASURANSI JIWA MEGA LIFE	135	26,716	-	26,851
7	PT ASURANSI JIWA SINAR MAS (d.h EKA LIFE)	46,212	(16,014)	1,214	31,411
8	PT BNI LIFE INSURANCE	(1,372)	11,248	1,022	10,898
9	PT GREAT EASTERN LIFE INDONESIA	34	(106)	7	(65)
10	PT TOKIO MARINE LIFE INDONESIA (d.h. MAA Life)	(142)	(12)	(23)	(177)
11	PT PRUDENTIAL LIFE ASSURANCE	-	5,880	31,317	37,197
12	PT AXA MANDIRI FINANCIAL SERVICES	116	86	1,791	1,993
13	PT ASURANSI JIWA MANULIFE INDONESIA	245	-	34	279
14	PT PANIN LIFE (d.h. PT Panin Anugerah Life)	2	1	127	129
15	PT AIA FINANCIAL	534	749	632	1,915
16	PT AXA FINANCIAL INDONESIA	(109)	(7)	(141)	(258)
17	PT SUN LIFE FINANCIAL INDONESIA	126	-	112	238
<b>JUMLAH / SUB TOTAL</b>		<b>45,729</b>	<b>41,444</b>	<b>46,858</b>	<b>134,031</b>
<b>JUMLAH KESELURUHAN</b>		<b>42,540</b>	<b>133,416</b>	<b>53,611</b>	<b>229,568</b>

Dalam Jutaan Rupiah  
In Millions Rupiah

TABEL: 4.9D.3 / TABLE 4.9D.3  
PENYISIHAN TEKNIS, TAHUN 2012  
TECHNICAL RESERVE, YEAR 2012

NO.	NAMA PERUSAHAAN	PENYISIHAN PENYISIHAN			TOTAL
		PKYBMP	KONTRIBUSI	KLAIM	
(1)	(2)	(3)	(4)	(5)	(6)
<b>FULL-FLEDGED SYARIAH</b>					
1	PT ASURANSI TAKAFUL KELUARGA	16,348	153,588	7,968	177,904
2	PT ASURANSI JIWA SYARIAH AL AMIN	7,976	103,439	5,638	117,052
3	PT ASURANSI JIWA AMANAHJIWA GIRI ARTHA	1	14	0	14
<b>JUMLAH / SUB TOTAL</b>		<b>24,325</b>	<b>257,040</b>	<b>13,606</b>	<b>294,971</b>
<b>UNIT SYARIAH</b>					
1	ASURANSI JIWA BERSAMA BUMIPUTERA 1912	1,347	24,422	215	25,984
2	PT AVRIST ASSURANCE (d.h. PT AIA INDONESIA)	3,465	1,939	2,752	8,156
3	PT ALLIANZ LIFE INDONESIA	2,867	2,718	19,848	25,433
4	PT ASURANSI JIWA BRINGIN JIWA SEJAHTERA	68	7,462	5,577	13,107
5	PT ASURANSI JIWA CENTRAL ASIA RAYA	526	23,647	129	24,302
6	PT ASURANSI JIWA MEGA LIFE	156	41,483	-	41,638
7	PT ASURANSI JIWA SINAR MAS (d.h. EKA LIFE)	46,293	661	1,265	48,219
8	PT BNI LIFE INSURANCE	1,570	33,281	1,911	36,762
9	PT GREAT EASTERN LIFE INDONESIA	95	412	20	527
10	PT TOKIO MARINE LIFE INDONESIA (d.h. MAA Life)	122	129	12	264
11	PT PRUDENTIAL LIFE ASSURANCE	-	21,294	77,784	99,078
12	PT AXA MANDIRI FINANCIAL SERVICES	325	344	3,455	4,125
13	PT ASURANSI JIWA MANULIFE INDONESIA	526	-	58	584
14	PT PANIN LIFE (d.h. PT Panin Anugerah Life)	274	25	228	527
15	PT AIA FINANCIAL	1,156	1,037	734	2,927
16	PT AXA FINANCIAL INDONESIA	23	109	818	950
17	PT SUN LIFE FINANCIAL INDONESIA	200	-	146	346
<b>JUMLAH / SUB TOTAL</b>		<b>59,015</b>	<b>158,962</b>	<b>114,952</b>	<b>332,928</b>
<b>JUMLAH KESELURUHAN</b>		<b>83,340</b>	<b>416,002</b>	<b>128,557</b>	<b>627,899</b>

Dalam Jutaan Rupiah  
In Millions Rupiah

TABEL 4.1E / TABLE 4.1E

REKAPITULASI NERACA DANA INVESTASI PESERTA, PER 31 DESEMBER 2012

THE RECAPITULATION OF BALANCE SHEETS OF PARTICIPANT INVESTMENT FUND AS OF 31 DECEMBER 2012

Dalam jutaan Rupiah  
In Million Rupiah

NO.	NAMA PERUSAHAAN NAME OF COMPANY	ASET/ASSETS			LIABILITAS DAN AKUMULASI DANA INVESTASI / LIABILITIES AND ACCUMULATION OF INVESTMENT FUND				JUMLAH TOTAL	
		JUMLAH INVESTASI TOTAL	JUMLAH BUKAN INVESTASI TOTAL	JUMLAH ASET TOTAL	UTANG URAH PENGELOLAAN DANA URAH PAYABLE	UTANG BAGI HASIL PROFIT SHARING PAYABLE	PENARIKAN DANA INVESTASI FUND WITHDRAWAL PAYABLE TO PARTICIPANTS	UTANG LAIN OTHER PAYABLE		AKUMULASI DANA INVESTASI PESERTA ACCUMULATION OF INVESTMENT FUNDS
(1)	(2)	(3)	(4)	(5)	(6)	(7)	(8)	(9)	(10)	(11)
<b>PERUSAHAAN ASURANSI JIWA SYARIAH</b>										
<b>SHARIA LIFE INSURANCE COMPANIES</b>										
1	PT ASURANSI TAKAFUL KELUARGA	744,312	11,911	756,222	508	-	4,313	-	751,401	756,222
2	PT ASURANSI JIWA SYARIAH AL AMIN	-	-	-	-	-	-	-	-	-
3	PT ASURANSI JIWA AMANAH JIWA GIRI ARTHA	148	143	291	-	-	136	-	154	291
	<b>JUMLAH / SUB-TOTAL</b>	<b>744,469</b>	<b>12,054</b>	<b>756,513</b>	<b>508</b>	<b>-</b>	<b>4,450</b>	<b>-</b>	<b>751,555</b>	<b>756,513</b>
<b>PERUSAHAAN ASURANSI JIWA YANG MEMILIKI UNIT SYARIAH</b>										
<b>LIFE INSURANCE COMPANIES WHICH OWN SHARIA UNIT</b>										
1	ASURANSI JIWA BERSAMA BEAMPUTERA 1912	506,249	5,775	506,244	-	-	1,355	-	504,889	506,244
2	PT AVRIST ASSURANCE (dib. PT AIA INDONESIA)	267,886	2,985	270,871	406	-	568	30	269,868	270,872
3	PT ALLIANZ LIFE INDONESIA	669,731	35,157	704,888	8,374	-	-	-	696,514	704,888
4	PT ASURANSI JIWA BRINGIN JIWA SEJAHTERA	52,569	1,179	53,748	853	-	-	-	52,894	53,748
5	PT ASURANSI JIWA CENTRAL ASIA RAYA	6,273	66	6,438	-	-	557	-	5,881	6,438
6	PT ASURANSI JIWA MEGA LIFE	2,982	226	3,208	6	-	97	-	3,105	3,208
7	PT ASURANSI JIWA SINAR MAS (dib. EKA LIFE)	163,226	32,686	196,012	5,724	-	16	186,006	4,265	196,012
8	PT BNI LIFE INSURANCE	49,236	1,528	50,864	1,157	254	-	-	49,454	50,864
9	PT BNI LIFE INSURANCE	-	-	-	-	-	-	-	-	-
10	PT GREAT EASTERN LIFE INDONESIA	12,636	549	13,185	3	-	1,510	-	11,672	13,185
11	PT TOKIO MARINE LIFE INDONESIA (dib. MAA Life)	2,121,422	114,092	2,235,514	-	-	-	35,818	2,199,696	2,235,514
12	PT PRUDENTIAL LIFE ASSURANCE	751,244	-	751,244	-	-	-	-	751,244	751,244
13	PT AXA MANDIRI FINANCIAL SERVICES	40,013	768	40,781	-	-	-	-	40,781	40,781
14	PT ASURANSI JIWA MANULIFE INDONESIA	34,950	1,917	36,867	-	-	-	-	36,867	36,867
15	PT PANIN LIFE (dib. PT Panin Amangrah Life)	394,798	1,937	396,735	686	-	-	-	396,049	396,735
16	PT AIA FINANCIAL	108,125	1,167	109,292	-	-	1,415	-	107,876	109,291
17	PT AXA FINANCIAL INDONESIA	43,150	822	43,972	-	-	-	-	43,972	43,972
	<b>JUMLAH / SUB-TOTAL</b>	<b>5,209,009</b>	<b>200,854</b>	<b>5,409,863</b>	<b>17,209</b>	<b>254</b>	<b>5,519</b>	<b>221,854</b>	<b>5,175,027</b>	<b>5,409,863</b>
	<b>JUMLAH KESELURUHAN / GRAND TOTAL</b>	<b>5,963,468</b>	<b>212,908</b>	<b>6,176,376</b>	<b>17,718</b>	<b>254</b>	<b>9,969</b>	<b>221,854</b>	<b>5,926,582</b>	<b>6,176,376</b>

REKAPITULASI INVESTASI DAN INVESTASI PESERTA, PER 31 DESEMBER 2012  
THE RECAPITULATION OF INVESTMENT OF PARTICIPANTS' INVESTMENT FUND, AS OF 31 DECEMBER 2012

Dalam Jutaan Rupiah  
In Millions Rupiah

NO.	NAMA PERUSAHAAN NAME OF COMPANY	DEPOSITO DEPOSIT	SAHAM SYARIAH STOCK	SAHUK KORPORASI CORPORATE SUUK	SBSN GOVERNMENT SUUK	SB. SYARIAH DITERBITKAN BANK INDONESIA SHARIA BI CERTIFICATE	SB. SYARIAH DITERBITKAN NEGARA LAIN FOREIGN GOVT. SUUK	SB SYARIAH DITERBITKAN LEMBAGA MULTINASIONAL SUUK OF MULTINAT. INSTITUTIONS	REKSA DANA SYARIAH MUTUAL FUND	ASSET SYARIAH ASSETS BACKED SECURITY	PEMBAYARAN MELALUI KERJASAMA PIHAK LAIN FINANCING			EMAS MURNI GOLD	INVESTASI LAIN OTHER INVESTMENT	JUMLAH TOTAL
											(1)	(2)	(3)			
<b>PERUSAHAAN ASURANSI JAWA SYARIAH</b>																
<b>SHARIA LIFE INSURANCE COMPANIES</b>																
1	PT ASURANSI TAKAFUL KELUARGA	119,925	102,153	147,438	42,697	-	-	-	-	306,898	-	-	-	-	25,202	744,312
2	PT ASURANSI JAWA SYARIAH AL AMIN	-	-	-	-	-	-	-	-	-	-	-	-	-	-	-
3	PT ASURANSI JAWA AMANAH JAWA GRI ARTHA	-	-	-	-	-	-	-	-	148	-	-	-	-	-	148
<b>JUMLAH / SUB TOTAL</b>																
		119,925	102,153	147,438	42,697	-	-	-	-	307,046	-	-	-	-	25,202	744,459
<b>PERUSAHAAN ASURANSI JAWA YANG MEMILIKI UNIT SYARIAH</b>																
<b>LIFE INSURANCE COMPANIES WHICH OWN SHARIA UNIT</b>																
1	ASURANSI JAWA BERSAMA BUMPUTERA 1912	188,688	-	147,850	9,734	-	-	-	-	154,198	-	-	-	-	-	501,469
2	PT AVRIST ASSURANCE (dk. PT AXA INDONESIA)	54,966	186,663	19,184	7,074	-	-	-	-	-	-	-	-	-	-	267,886
3	PT ALLIANZ LIFE INDONESIA	109,450	427,864	11,865	107,539	-	-	-	-	13,013	-	-	-	-	-	669,731
4	PT ASURANSI JAWA BRINGIN JAWA SHAHITERA	12,661	-	13,135	17,785	-	-	-	-	8,988	-	-	-	-	-	52,569
5	PT ASURANSI JAWA CENTRAL ASIA RAYA	2,135	2,759	1,479	-	-	-	-	-	-	-	-	-	-	-	6,373
6	PT ASURANSI JAWA MEGA LIFE	-	-	2,982	-	-	-	-	-	-	-	-	-	-	-	2,982
7	PT ASURANSI JAWA SINAR MAS (dk. EKA LIFE)	-	-	52,449	-	-	-	-	-	110,877	-	-	-	-	-	163,326
8	PT BNI LIFE INSURANCE	7,800	-	3,097	5,650	-	-	-	-	32,789	-	-	-	-	-	49,336
9	PT GREAT EASTERN LIFE INDONESIA	-	-	-	-	-	-	-	-	-	-	-	-	-	-	-
10	PT TOKIO MARINE LIFE INDONESIA (dk. MAA Life)	3,633	8,181	382	439	-	-	-	-	-	-	-	-	-	-	12,636
11	PT PRUDENTIAL LIFE ASSURANCE	194,322	1,867,790	27,304	32,006	-	-	-	-	-	-	-	-	-	-	2,121,422
12	PT AXA MANDIRI FINANCIAL SERVICES	15,235	-	-	-	-	-	-	-	736,009	-	-	-	-	-	751,244
13	PT ASURANSI JAWA MANULIFE INDONESIA	8,746	30,772	-	495	-	-	-	-	-	-	-	-	-	-	40,013
14	PT PANIN LIFE (dk. PT Panin Amigrah Life)	698	-	-	-	-	-	-	-	34,252	-	-	-	-	-	34,950
15	PT AXA FINANCIAL	15,950	43,713	-	-	-	-	-	-	335,136	-	-	-	-	-	394,798
16	PT AXA FINANCIAL INDONESIA	-	-	-	-	-	-	-	-	108,125	-	-	-	-	-	108,125
17	PT SUN LIFE FINANCIAL INDONESIA	-	-	-	-	-	-	-	-	43,150	-	-	-	-	-	43,150
<b>JUMLAH / SUB TOTAL</b>																
		614,284	2,567,742	279,725	189,721	-	-	-	-	1,576,536	-	-	-	-	-	5,219,009
<b>JUMLAH KESELURUHAN / GRAND TOTAL</b>																
		734,209	2,669,894	427,163	223,418	-	-	-	-	1,883,582	-	-	-	-	25,202	5,963,468

**Usaha Asuransi Jiwa Syariah**  
*Sharia Life Insurance Business*

**TABEL: 4.1E.2 / TABLE 4.1E.2**

**REKAPITULASI ASET NON INVESTASI, DANA INVESTASI PESERTA, PER 31 DESEMBER 2012**

THE RECAPITULATION OF NON-INVESTMENT ASSETS OF PARTICIPANTS' INVESTMENT FUND, AS OF 31 DECEMBER 2012

<b>Dalam jutaan Rupiah</b>						
<i>In Millions Rupiah</i>						
NO.	NAMA PERUSAHAAN NAME OF COMPANY	KAS DAN BANK CASH AND BANK	TAGIHAN INVESTASI INVESTMENT RECEIVABLE	TAGIHAN HASIL INVESTASI INVESTMENT YIELD REC.	ASET LAIN OTHER ASSETS	JUMLAH BUKAN INVESTASI TOTAL NON INVESTED ASSETS
(1)	(2)	(17)	(18)	(20)		(25)
<b>PERUSAHAAN ASURANSI JIWA SYARIAH</b>						
<i>SHARIA LIFE INSURANCE COMPANIES</i>						
1	PT ASURANSI TAKAFUL KELUARGA	7,075	-	4,836	-	11,911
2	PT ASURANSI JIWA SYARIAH AL AMIN	-	-	-	-	-
3	PT ASURANSI JIWA AMANAHJIWA GIRI ARTHA	143	-	-	-	143
<b>JUMLAH / SUB TOTAL</b>		<b>7,217</b>	<b>-</b>	<b>4,836</b>	<b>-</b>	<b>12,054</b>
<b>PERUSAHAAN ASURANSI JIWA YANG MEMILIKI UNIT SYARIAH</b>						
<i>LIFE INSURANCE COMPANIES WHICH OWN SHARIA UNIT</i>						
1	ASURANSI JIWA BERSAMA BUMIPUTERA 1912	4,644	-	1,131	-	5,775
2	PT AVRIST ASSURANCE (d.h. PT AIA INDONESIA)	1,553	-	698	734	2,985
3	PT ALLIANZ LIFE INDONESIA	33,088	-	2,069	-	35,157
4	PT ASURANSI JIWA BRINGIN JIWA SEJAHTERA	626	553	-	-	1,179
5	PT ASURANSI JIWA CENTRAL ASIA RAYA	56	3	6	-	66
6	PT ASURANSI JIWA MEGA LIFE	186	-	41	-	226
7	PT ASURANSI JIWA SINAR MAS (d.h. EKA LIFE)	30,850	-	88	1,748	32,686
8	PT BNI LIFE INSURANCE	1,273	-	255	-	1,528
9	PT GREAT EASTERN LIFE INDONESIA	-	-	-	-	-
10	PT TOKIO MARINE LIFE INDONESIA (d.h. MAA Life)	334	213	2	-	549
11	PT PRUDENTIAL LIFE ASSURANCE	105,981	-	2,952	5,159	114,092
12	PT AXA MANDIRI FINANCIAL SERVICES	-	-	-	-	-
13	PT ASURANSI JIWA MANULIFE INDONESIA	768	-	-	-	768
14	PT PANIN LIFE (d.h. PT Panin Anugrah Life)	1,917	-	-	-	1,917
15	PT AIA FINANCIAL	1,880	-	57	-	1,937
16	PT AXA FINANCIAL INDONESIA	651	516	-	-	1,167
17	PT SUN LIFE FINANCIAL INDONESIA	4	-	-	818	822
<b>JUMLAH / SUB TOTAL</b>		<b>183,810</b>	<b>1,285</b>	<b>7,299</b>	<b>8,460</b>	<b>200,854</b>
<b>JUMLAH KESELURUHAN / GRAND TOTAL</b>		<b>191,028</b>	<b>1,285</b>	<b>12,136</b>	<b>8,460</b>	<b>212,908</b>



**Usaha Asuransi Jiwa Syariah***Sharia Life Insurance Business***TABEL: 4.2E / TABLE 4.2E****NERACA GABUNGAN DANA INVESTASI PESERTA, PER 31 DESEMBER 2012***BALANCE SHEET OF PARTICIPANTS INVESTMENT FUNDS, AS OF 31 DECEMBER 2012*

		<b>Dalam Jutaan Rupiah</b>
		<i>In Millions Rupiah</i>
<b>NO.</b>	<b>URAIAN</b>	<b>JUMLAH/ TOTAL</b>
<b>(1)</b>	<b>(2)</b>	<b>(3)</b>
<b>ASET</b>		
<b>Investasi</b>		
1	Deposito	734,209
2	Saham syariah	2,669,894
3	Sukuk atau obligasi syariah	427,163
4	Surat berharga syariah negara	223,418
5	Surat berharga syariah yang diterbitkan oleh bank indonesia	-
6	Surat berharga syariah yang diterbitkan oleh selain negara republik indonesia	-
7	Surat berharga syariah yang diterbitkan oleh lembaga multinasional	-
8	Reksa dana syariah	1,883,582
9	Efek beragun aset syariah	-
10	Pembiayaan melalui kerjasama dengan pihak lain.	-
11	Emas murni	-
12	Investasi lain	25,202
<b>Jumlah Investasi</b>		<b>5,963,468</b>
<b>Bukan Investasi</b>		
13	Kas dan bank	191,028
14	Tagihan investasi	1,285
15	Tagihan hasil investasi	12,136
16	Aset lain	8,460
<b>Jumlah Bukan Investasi</b>		<b>212,908</b>
<b>JUMLAH ASET</b>		<b>6,176,376</b>
<b>KEWAJIBAN DAN EKUITAS PESERTA</b>		
17	Utang ujah/fee pengelolaan dana	17,718
18	Utang bagi hasil	254
19	Utang penarikan dana investasi	9,969
20	Utang lain	221,854
21	Kenaikan/ Penurunan Surat Berharga	2,921
22	Akumulasi dana investasi peserta	5,923,661
23	Selisih Kekayaan dan Kewajiban SAK dan SAP	-
<b>JUMLAH KEWAJIBAN DAN EKUITAS PESERTA</b>		<b>6,176,376</b>

TABEL: 4.3E / TABLE 4.3E

PERUBAHAN DANA INVESTASI PESERTA, TAHUN 2012  
STATEMENT OF CHANGES IN PARTICIPANTS INVESTMENT FUNDS, YEAR 2012

NO.	URAIAN DESCRIPTIONS	Dalam Jutaan Rupiah
		JUMLAH TOTAL (3)
(1)	(2)	(3)
<b>Dana investasi peserta</b>		
1	Dana investasi peserta pada awal tahun	4,357,599
2	Penambahan dana investasi peserta periode berjalan	
	a. Bagian kontribusi yang dialokasikan untuk dana investasi peserta	2,007,991
	b. Hasil investasi yang ditambahkan ke dana investasi peserta	444,246
<b>3</b>	<b>Jumlah penambahan dana investasi peserta (2a+2b+2c)</b>	<b>2,452,237</b>
4	<b>Biaya pengelolaan dana investasi peserta (untuk akad wakalah)</b>	365,967
<b>Penarikan dana investasi peserta</b>		
5	Penarikan dana investasi peserta yang telah jatuh tempo	93,458
6	Penarikan/penebusan dana investasi peserta yang belum jatuh tempo	627,480
<b>7</b>	<b>Jumlah penarikan dana investasi peserta (5+6)</b>	<b>720,939</b>
<b>8</b>	<b>Jumlah dana investasi peserta pada akhir tahun/triwulan (1+3-4-7)</b>	<b>5,722,930</b>

**ASURANSI SOSIAL DAN JAMINAN TENAGA KERJA**  
**SOCIAL INSURANCE PROGRAM AND WORKERS SOCIAL SECURITY**

**2012**

**PERASURANSIAN INDONESIA**  
**INDONESIA INSURANCE**



Program Asuransi Sosial & Jaminan Sosial Tenaga Kerja  
Social Insurance Program & Workers Social Security

TABEL : 5.1 / TABLE : 5.1

LAPORAN POSISI KEUANGAN GABUNGAN TAHUN 2012 - PER 31 DESEMBER 2012

CONSOLIDATED STATEMENT OF FINANCIAL POSITION FOR THE YEAR 2012 AS OF 31 DECEMBER 2012

Dalam Jutaan Rupiah  
In Million Rupiah

NO.	ASET ASSETS	JAMSOSTEK	JASA RAHARJA	TOTAL
<b>I</b>	<b>INVESTASI / INVESTMENTS</b>			
1	Deposito Berjangka dan Sertifikat Deposito / Time Deposit and Certificate Deposit	41,737,726	306,126	42,043,852
2	Saham / Stocks	27,435,505	1,155,837	28,591,343
3	Obligasi dan MTN / Bonds and MTN	22,559,116	2,374,125	24,933,242
4	Surat Berharga Yang Diterbitkan Pemerintah / Marketable Securities Issued by Government	27,028,600	641,172	27,669,772
5	Sertifikat Bank Indonesia / Bank of Indonesia Promissory Notes	-	-	-
6	Reksadana / Mutual Funds	9,558,352	1,941,550	11,499,902
7	Penyertaan Langsung / Direct Placement	30,814	429,807	460,620
8	Bangunan, Tanah & Bangunan / Property	369,395	-	369,395
9	Pinjaman Hipotik / Mortgage Receivable	-	-	-
10	Investasi Lain / Other Investments	4,108,704	-	4,108,704
11	<b>Jumlah Investasi (1 s.d.10) / Total Investments (1 to 10)</b>	<b>132,828,212</b>	<b>6,848,617</b>	<b>139,676,829</b>
<b>II</b>	<b>BUKAN INVESTASI / NON INVESTMENTS</b>			
12	Kas dan Bank / Cash and Bank	569,755	46,373	616,128
13	Tagihan Premi / Premium Receivable	51,240	23,761	75,001
14	Tagihan Reasuransi / Reinsurance Receivable	-	25,904	25,904
15	Tagihan Hasil Investasi / Accrued Investment Yield	132,571	73,212	205,784
16	Bangunan, Tanah & Bangunan / Property	-	210,307	210,307
17	Perangkat Keras Komputer / Computer Hardware	-	29,166	29,166
18	Aktiva Tetap Lain / Other Fixed Assets	-	90,023	90,023
19	Aktiva Lain / Other Assets	3,950,673	77,972	4,028,645
20	<b>Jumlah Bukan Investasi / Non Investments (12 s.d. 19)</b>	<b>4,704,239</b>	<b>576,718</b>	<b>5,280,957</b>
<b>III</b>	<b>JUMLAH ASET (11+20) / TOTAL ASSETS (11+20)</b>	<b>137,532,451</b>	<b>7,425,335</b>	<b>144,957,787</b>
<b>IV</b>	<b>UTANG / PAYABLES</b>	<b>121,592,307</b>	<b>201,631</b>	<b>121,793,937</b>
<b>V</b>	<b>CADANGAN TEKNIS / TECHNICAL RESERVES</b>	<b>9,388,294</b>	<b>1,783,706</b>	<b>11,172,000</b>
<b>VI</b>	<b>JUMLAH LIABILITAS / TOTAL LIABILITIES</b>	<b>130,980,601</b>	<b>1,985,337</b>	<b>132,965,937</b>
<b>VII</b>	<b>MODAL SENDIRI / EQUITIES</b>	<b>6,551,851</b>	<b>5,439,999</b>	<b>11,991,850</b>
<b>VIII</b>	<b>JUMLAH LIABILITAS DAN MODAL SENDIRI (VI +VII) /TOTAL LIABILITIES &amp; EQUITIES (VI +VII)</b>	<b>137,532,451</b>	<b>7,425,335</b>	<b>144,957,787</b>

TABEL : 5.2 / TABLE : 5.2

LAPORAN LABA RUGI KOMPREHENSIF GABUNGAN UNTUK PERIODE TAHUN 2012 YANG BERAKHIR 31 DESEMBER 2012  
CONSOLIDATED STATEMENT OF COMPREHENSIVE INCOME FOR THE YEAR 2012 ENDED 31 DECEMBER 2012

Dalam Jutaan Rupiah  
In Million Rupiah

NO.	KETERANGAN / DESCRIPTION	JAMSOSTEK	JASA RAHARJA	TOTAL
1	Premi Bruto / Gross Premiums	4,650,483	3,157,842	7,808,325
2	Premi Reasuransi / Reinsurance Premiums	-	39,846	39,846
<b>3</b>	<b>Premi Neto / Net Premiums (1-2)</b>	<b>4,650,483</b>	<b>3,117,996</b>	<b>7,768,480</b>
4	Beban Cadangan Teknis / Increase In Technical Reserves	1,341,124	122,482	1,463,606
<b>5</b>	<b>Pendapatan Premi / Premium Earned (3-4)</b>	<b>3,309,360</b>	<b>2,995,514</b>	<b>6,304,874</b>
6	Beban Klaim Neto / Net Claims Incurred	2,099,498	1,747,976	3,847,474
7	Biaya Operasional / Operating Expenses	2,087,516	592,533	2,680,049
<b>8</b>	<b>Labanya Usaha Asuransi / Income from Operations (5-6-7)</b>	<b>(877,654)</b>	<b>655,005</b>	<b>(222,649)</b>
9	Hasil Investasi / Investment Income	3,326,062	627,854	3,953,916
10	Pendapatan (Beban) Lain-lain / Other Income (Expenses)	45,927	786,127	832,055
11	Bagian Peserta atas Hasil Investasi JHT (JAMSOSTEK)	-	-	-
<b>12</b>	<b>Labanya Sebelum Pajak / Profit Before Tax (8+9+10-11)</b>	<b>2,494,336</b>	<b>2,068,987</b>	<b>4,563,322</b>
13	Pajak Penghasilan / Corporate Tax	312,394	374,368	686,762
<b>14</b>	<b>Labanya Setelah Pajak / Profit After Tax (12-13)</b>	<b>2,181,942</b>	<b>1,694,618</b>	<b>3,876,560</b>

**Program Asuransi Sosial & Jaminan Sosial Tenaga Kerja**  
*Social Insurance Program & Workers Social Security*

**TABEL : 5.3 / TABLE : 5.3**

**PERTUMBUHAN DATA TEKNIS TAHUN 2008 - 2012**  
**GROWTH OF TECHNICAL DATA IN 2008 - 2012**

Dalam Jutaan Rupiah  
*In Million Rupiah*

NO.	NAMA PERUSAHAAN NAME OF COMPANY	2008	2009	2010	2011	2012
<b>I. PREMI NETO / NETTO PREMIUMS</b>						
1	PT Jasa Raharja (Persero)	1,990,594	2,442,509	2,623,602	2,894,769	3,117,996
2	PT JAMSOSTEK (Persero)	2,349,716	2,660,272	3,079,961	3,823,377	4,650,483
<b>JUMLAH / TOTAL</b>		<b>4,340,310</b>	<b>5,102,781</b>	<b>5,703,563</b>	<b>6,718,146</b>	<b>7,768,480</b>
<b>II. KLAIM / CLAIMS</b>						
1	PT Jasa Raharja (Persero)	1,321,482	1,733,521	1,544,782	1,768,577	1,747,976
2	PT JAMSOSTEK (Persero)	1,177,660	1,295,304	1,474,301	1,739,912	2,099,498
<b>JUMLAH / TOTAL</b>		<b>2,499,142</b>	<b>3,028,825</b>	<b>3,019,083</b>	<b>3,508,489</b>	<b>3,847,474</b>
<b>III. CADANGAN TEKNIS / TECHNICAL RESERVES</b>						
1	PT Jasa Raharja (Persero)	954,982	1,245,684	1,374,472	1,501,408	1,783,706
2	PT JAMSOSTEK (Persero)	4,966,250	5,777,996	6,804,555	8,102,112	9,388,294
<b>JUMLAH / TOTAL</b>		<b>5,921,232</b>	<b>7,023,680</b>	<b>8,179,027</b>	<b>9,603,520</b>	<b>11,172,000</b>





**Program Asuransi Sosial & Jaminan Sosial Tenaga Kerja**  
*Social Insurance Program & Workers Social Security*

TABEL : 5.5 / TABLE : 5.5

**LAPORAN LABA RUGI KOMPREHENSIF GABUNGAN TAHUN 2010, 2011 & 2012**  
 CONSOLIDATED STATEMENT OF COMPREHENSIVE INCOME IN 2010, 2011 & 2012

Dalam Jutaan Rupiah  
*In Million Rupiah*

NO.	KETERANGAN / DESCRIPTION	2010	2011	2012
1	Premi Bruto / Gross Premiums	5,733,860	6,752,064	7,808,325
2	Premi Reasuransi / Reinsurance Premiums	30,297	33,918	39,846
<b>3</b>	<b>Premi Neto / Net Premiums (1-2)</b>	<b>5,703,563</b>	<b>6,718,146</b>	<b>7,768,480</b>
4	Beban Cadangan Teknis / Increase In Technical Reserves	1,109,227	1,407,485	1,463,606
<b>5</b>	<b>Pendapatan Premi / Premium Earned (3-4)</b>	<b>4,594,337</b>	<b>5,310,661</b>	<b>6,304,874</b>
6	Beban Klaim Neto / Net Claims Incurred	3,019,083	3,508,489	3,847,474
7	Biaya Operasional / Operating Expenses	1,527,040	2,100,654	2,680,049
<b>8</b>	<b>Laba Usaha Asuransi / Income from Operations (5-6-7)</b>	<b>48,214</b>	<b>-298,482</b>	<b>-222,649</b>
9	Hasil Investasi / Investment Income	11,222,351	12,148,614	3,953,916
10	Pendapatan (Beban) Lain-lain / Other Income (Expenses)	193,600	709,835	832,055
11	Bagian Peserta atas Hasil Investasi JHT (JAMSOSTEK)	8,368,381	8,640,502	-
<b>12</b>	<b>Laba Sebelum Pajak / Profit Before Tax (8+9+10-11)</b>	<b>3,095,784</b>	<b>3,919,465</b>	<b>4,563,322</b>
13	Pajak Penghasilan / Corporate Tax	448,520	479,422	686,762
<b>14</b>	<b>Laba Setelah Pajak / Profit After Tax (12-13)</b>	<b>2,647,264</b>	<b>3,440,043</b>	<b>3,876,560</b>

**HALAMAN INI SENGAJA DIKOSONGKAN**

**ASURANSI PNS DAN TNI/POLRI**  
**INSURANCE CIVIL SERVANT AND ARMED FORCES/POLICE**

**2012**

---

**PERASURANSIAN INDONESIA**  
**INDONESIA INSURANCE**



**TABEL : 6.1 / TABLE : 6.1**  
**LAPORAN POSISI KEUANGAN GABUNGAN TAHUN 2012 - PER 31 DESEMBER 2012**  
**CONSOLIDATED STATEMENT OF FINANCIAL POSITION FOR THE YEAR 2012 AS OF 31 DECEMBER 2012**

Dalam Jutaan Rupiah  
In Million Rupiah

NO.	KEKAYAAN ASSETS	ASABRI	ASKES	TASPEN	TOTAL
<b>I</b>	<b>INVESTASI / INVESTMENTS</b>				
1.	Deposito Berjangka dan Sertifikat Deposito / Time Deposit and Certificate Deposit	1,065,890	2,025,700	7,383,600	10,475,150
2.	Saham / Stocks	251,036	540,959	4,888,836	5,680,831
3.	Obligasi dan MTN / Bonds and MTN	868,384	5,337,927	7,902,866	14,109,177
4.	Surat Berharga Yang Diterbitkan Pemerintah / Marketable Securities Issued by Government	2,279,311	1,275,921	24,154,798	27,710,030
5.	Sertifikat Bank Indonesia / Bank of Indonesia Promissory Notes	-	-	-	-
6.	Reksadana / Mutual Funds	4,303,330	2,454,102	-	6,757,432
7.	Penyertaan Langsung / Direct Placement	-	994,000	50,417	1,044,417
8.	Bangunan, Tanah & Bangunan / Property	1,476	8,470	-	9,946
9.	Pinjaman Hipotik / Mortgage Receivable	-	-	-	-
10.	Investasi Lain / Other Investments	-	-	619,720	619,720
<b>11.</b>	<b>Jumlah Investasi (1 s.d.10) / Total Investments (1 to 10)</b>	<b>8,769,387</b>	<b>12,637,079</b>	<b>45,000,237</b>	<b>66,406,703</b>
<b>II</b>	<b>BUKAN INVESTASI / NON INVESTMENTS</b>				
12.	Kas dan Bank / Cash and Bank	91,668	161,274	3,912	256,854
13.	Tagihan Premi / Premium Receivables	-	394,191	22,124,575	22,518,766
14.	Tagihan Reasuransi / Reinsurance Receivables	-	-	-	-
15.	Tagihan Hasil Investasi / Accrued Investment Yield	81,080	113,692	786,217	980,989
16.	Perangkat Keras Komputer / Computer Hardware	10,821	121,332	-	132,153
17.	Bangunan, Tanah & Bangunan / Property	28,309	359,579	111,886	499,775
18.	Aktiva Tetap Lain / Other Fixed Assets	7,191	303,244	84,920	395,355
19.	Aktiva Lain / Other Assets	5,216	226,215	701,223	932,654
<b>20.</b>	<b>Jumlah Bukan Investasi (12 s.d. 19) / Non Investments (12 to 19)</b>	<b>224,285</b>	<b>1,679,527</b>	<b>23,812,733</b>	<b>25,716,545</b>
<b>III</b>	<b>JUMLAH ASET (11+20) / TOTAL ASSETS</b>	<b>8,993,672</b>	<b>14,316,605</b>	<b>68,812,971</b>	<b>92,123,248</b>
<b>IV</b>	<b>UTANG / LIABILITIES</b>	<b>99,571</b>	<b>648,057</b>	<b>512,277</b>	<b>1,259,905</b>
<b>V</b>	<b>CADANGAN TEKNIS / TECHNICAL RESERVES</b>	<b>7,340,056</b>	<b>5,085,312</b>	<b>54,343,900</b>	<b>66,769,268</b>
<b>VI</b>	<b>HAK MINORITAS / MINORITY INTEREST</b>	<b>-</b>	<b>-</b>	<b>60,219</b>	<b>60,219</b>
<b>VII</b>	<b>JUMLAH LIABILITAS / TOTAL LIABILITIES</b>	<b>7,439,627</b>	<b>5,733,369</b>	<b>54,916,396</b>	<b>68,089,392</b>
<b>VIII</b>	<b>MODAL SENDIRI (EQUITIES)</b>	<b>1,554,045</b>	<b>8,583,236</b>	<b>13,896,575</b>	<b>24,033,856</b>
<b>IX</b>	<b>JUMLAH LIABILITAS DAN MODAL SENDIRI (7+10+11+18) / TOTAL LIABILITIES &amp; EQUITIES</b>	<b>8,993,672</b>	<b>14,316,605</b>	<b>68,812,971</b>	<b>92,123,248</b>

**TABEL : 6.2 / TABLE : 6.2**  
**LAPORAN LABA RUGI KOMPREHENSIF GABUNGAN UNTUK PERIODE TAHUN 2012 YANG BERAKHIR 31 DESEMBER 2012**  
**CONSOLIDATED STATEMENT OF COMPREHENSIVE INCOME FOR THE YEAR 2012 ENDED 31 DECEMBER 2012**

Dalam Jutaan Rupiah  
In Million Rupiah

NO.	KETERANGAN / DESCRIPTION	ASABRI	ASKES	TASPEN	TOTAL
<b>1</b>	<b>PENDAPATAN ASURANSI / INSURANCE INCOME</b>				
2	Premi Asuransi / Insurance Premiums	850,736	9,300,140	5,084,121	15,234,997
3	Hasil Investasi / Investment Income	880,401	970,791	4,237,446	6,088,638
4	Pendapatan Lain / Other Income	5,174	(533,033)	3,871,780	3,343,920
<b>5</b>	<b>Jumlah Pendapatan (2 s.d. 4) / Total Incomes (2 to 4)</b>	<b>1,736,311</b>	<b>9,737,898</b>	<b>13,193,346</b>	<b>24,667,555</b>
<b>6</b>	<b>BEBAN ASURANSI / INSURANCE EXPENSES</b>				
7	Klaim dan Manfaat / Claims and Benefit	615,578	7,328,466	4,784,181	12,728,225
8	Kenaikan Cadangan Premi / Increased in Premium Reserves	871,044	-	7,847,219	8,718,263
9	Kenaikan Estimasi Kewajiban Klaim / Increased in Claim Reserves	-	97,464	-	97,464
10	Biaya Operasional dan Administrasi / Operating & Adm. Expenses	101,202	1,105,131	(657,750)	548,583
11	Beban Lain / Other Expenses	-	200,356	773,009	973,365
<b>12</b>	<b>Jumlah Beban (7 s.d. 11) / Total Expenses (7 to 11)</b>	<b>1,587,824</b>	<b>8,731,417</b>	<b>12,746,659</b>	<b>23,065,899</b>
<b>13</b>	<b>Laba Sebelum Pajak / Profit Before Tax</b>	<b>148,487</b>	<b>1,006,481</b>	<b>446,688</b>	<b>1,601,656</b>
14	Pajak Penghasilan / Corporate Tax	183	99,539	3,270	102,992
<b>15</b>	<b>Laba Setelah Pajak / Profit After Tax</b>	<b>148,304</b>	<b>906,942</b>	<b>443,418</b>	<b>1,498,664</b>

**TABEL : 6.3 / TABLE : 6.3**  
**PERTUMBUHAN DATA TEKNIS TAHUN 2008 - 2012**  
GROWTH OF TECHNICAL DATA IN 2008 - 2012

		Dalam Jutaan Rupiah In Million Rupiah				
NO.	NAMA PERUSAHAAN NAME OF COMPANY	2008	2009	2010	2011	2012
<b>I. PREMI / PREMIUMS</b>						
1	PT ASABRI (Persero)	412,201	523,641	659,046	766,503	850,736
2	PT ASKES (Persero)	4,313,311	5,099,281	6,326,851	8,188,065	9,300,140
3	PT TASPEN (Persero)	2,392,806	3,044,665	3,656,328	4,588,655	5,084,121
<b>JUMLAH / TOTAL</b>		<b>7,118,317</b>	<b>8,667,587</b>	<b>10,642,225</b>	<b>13,543,223</b>	<b>15,234,997</b>
<b>II. KLAIM / CLAIMS</b>						
1	PT ASABRI (Persero)	649,687	762,106	983,905	293,481	615,578
2	PT ASKES (Persero)	3,388,341	3,138,640	4,040,811	5,856,808	7,328,466
3	PT TASPEN (Persero)	4,232,541	7,294,102	9,781,838	3,882,711	4,784,181
<b>JUMLAH / TOTAL</b>		<b>8,270,570</b>	<b>11,194,848</b>	<b>14,806,554</b>	<b>10,033,001</b>	<b>12,728,225</b>
<b>III. CADANGAN TEKNIS / TECHNICAL RESERVES</b>						
1	PT ASABRI (Persero)	3,457,671	4,058,401	4,818,687	6,520,240	7,340,056
2	PT ASKES (Persero)	2,078,666	2,579,049	2,630,099	3,808,750	5,085,312
3	PT TASPEN (Persero)	22,071,804	27,017,354	33,800,472	46,027,984	54,343,900
<b>JUMLAH / TOTAL</b>		<b>27,608,140</b>	<b>33,654,803</b>	<b>41,249,258</b>	<b>56,356,974</b>	<b>66,769,268</b>

TABEL : 6.4 / TABLE : 6.4

LAPORAN POSISI KEUANGAN GABUNGAN PER 31 DESEMBER 2010, 2011 & 2012

CONSOLIDATED STATEMENT OF COMPREHENSIVE INCOME AS OF DECEMBER 31, 2010, 2011 & 2012

NO.	ASET ASSETS	Dalam Jutaan Rupiah In Million Rupiah				NO.	LIABILITAS DAN MODAL SENDIRI LIABILITIES & EQUITY				
		2010	2011	2012	2010		2011	2012	2010	2011	2012
<b>I INVESTASI / INVESTMENTS</b>											
1.	Deposito Berjangka dan Sertifikat Deposito / Time Deposit and Certificate Deposit	13,807,619	8,185,364	10,475,150	I	<b>UTANG / LIABILITIES</b>					
2.	Saham / Stocks	2,734,482	4,173,730	5,680,831		1.	Utang Klaim / Claim Payables	666,875	229,457	471,066	
3.	Obligasi dan MTN / Bonds and MTN	14,505,408	14,029,576	14,109,177		2.	Utang Pajak / Tax Payables	96,546	45,273	119,029	
4.	Surat Berharga Yang Diterbitkan Pemerintah / Marketable Securities issued by Government	17,883,972	27,537,539	27,710,030		3.	Biaya yang Masih Harus Dibayar / Accrued Expenses	143,624	151,882	180,630	
5.	Sertifikat Bank Indonesia / Bank of Indonesia Promissory Notes	-	-	-		4.	Utang Kepada JAMSOSTEK / Loan Payable to JAMSOSTEK	-	-	-	
6.	Reksadana / Mutual Funds	411,094	2,504,469	6,757,432		5.	Utang Lain / Other Payables	454,575	542,239	488,180	
7.	Penyertaan Langsung / Direct Placement	409,841	304,228	1,044,417		6.	<b>Jumlah Utang (1 s.d. 5) / Total Liabilities</b>	<b>1,361,420</b>	<b>968,851</b>	<b>1,259,905</b>	
8.	Bangunan, Tanah & Bangunan / Property	8,047	8,470	9,946	II	<b>CADANGAN TEKNIS / TECHNICAL RESERVES</b>					
9.	Pinjaman Hipotik / Mortgage Receivable	-	-	-		7.	Cadangan Premi / Premium Reserves	47,194,932	55,771,226	66,137,283	
10.	Investasi Lain / Other Investments	6,442	1,974	619,720		8.	Cadangan Klaim / Claim Reserves	410,630	585,748	631,985	
11.	<b>Jumlah Investasi (1 s.d.10) / Total Investments</b>	<b>49,766,904</b>	<b>56,745,352</b>	<b>66,406,703</b>		9.	<b>Jumlah Cadangan Teknis (7 s.d. 8) / Total Technical Reserves</b>	<b>47,605,562</b>	<b>56,356,974</b>	<b>66,769,268</b>	
<b>II BUKAN INVESTASI / NON INVESTMENTS</b>											
12.	Kas dan Bank / Cash and Bank	140,424	136,455	286,854		10.	Hak Minoritas / Minority Interest	3,668	3,857	60,219	
13.	Tagihan Premi / Premium Receivables	9,421,044	13,021,895	22,518,766	III	<b>MODAL SENDIRI / EQUITY</b>					
14.	Tagihan Reasuransi / Reinsurance Receivables	-	-	-		10.	Modal Disetor / Paid up Capital	1,299,646	1,300,000	1,300,000	
15.	Tagihan Hasil Investasi / Accrued Investment Yield	787,355	1,026,646	980,989		11.	Agio Saham / Premium on Stock	-	-	-	
16.	Perangkat Keras Komputer / Computer Hardware	89,423	70,171	132,153		12.	Kerailkan (Penurunan) Harga Pasar Surat Berharga / Increase (Decrease) in Marketable Securities	1,597,562	3,072,721	3,615,349	
17.	Bangunan, Tanah & Bangunan / Property	274,458	346,399	499,775		13.	Cadangan Umum / General Reserves	5,149,934	7,063,820	9,752,716	
18.	Aktiva Tetap Lain / Other Fixed Assets	176,330	315,774	395,355		14.	Cadangan Tujuan / Special Reserves	1,324,877	1,812,341	-	
19.	Aktiva Lain / Other Assets	808,061	1,479,540	932,654		15.	Saldo Laba / Rugi / Balance of Profit / Loss	3,121,330	2,565,667	9,365,790	
20.	<b>Jumlah Bukan Investasi (12 s.d. 19) / Non Investments</b>	<b>11,697,095</b>	<b>16,398,879</b>	<b>25,716,545</b>		16.	<b>Jumlah Modal Sendiri (10 s.d. 15) / Total Equities</b>	<b>12,493,349</b>	<b>15,814,549</b>	<b>24,033,856</b>	
21.	<b>Jumlah Aset (11+20) / TOTAL ASSETS (11+20)</b>	<b>61,463,999</b>	<b>73,144,230</b>	<b>92,123,248</b>		17.	<b>Jumlah Liabilitas dan Modal Sendiri (7+10+11+18) / TOTAL LIABILITIES &amp; EQUITIES (7+10+11+18)</b>	<b>61,463,999</b>	<b>73,144,231</b>	<b>92,123,248</b>	



**TABEL : 6.5 / TABLE : 6.5**  
**LAPORAN LABA RUGI KOMPREHENSIF GABUNGAN TAHUN 2010, 2011 & 2012**  
CONSOLIDATED STATEMENT OF COMPREHENSIVE INCOME IN 2010, 2011 & 2012

No.	KETERANGAN / DESCRIPTION	2010	2011	2012
<b>1</b>	<b>PENDAPATAN ASURANSI / INSURANCE INCOME</b>			
2	Premi Asuransi / Insurance Premiums	11,798,222	13,543,223	15,234,997
3	Hasil Investasi / Investment Incomes	5,416,944	5,386,775	6,088,638
4	Pendapatan Lain / Other Incomes	1,530,690	3,571,320	3,343,920
<b>5</b>	<b>Jumlah Pendapatan (2 s.d. 4) / Total Incomes (2 to 4)</b>	<b>18,745,857</b>	<b>22,501,319</b>	<b>24,667,555</b>
<b>6</b>	<b>BEBAN ASURANSI / INSURANCE EXPENSE</b>			
7	Klaim dan Manfaat / Claims and Benefit	9,108,589	10,033,001	12,728,225
8	Kenaikan Cadangan Premi / Increased in Premium Reserves	5,693,834	8,577,605	8,718,263
9	Kenaikan Estimasi Kewajiban Klaim / Increased in Claim Reserves	40,485	409,150	97,464
10	Biaya Operasional dan Administrasi / Operating & Adm. Expenses	760,250	995,682	548,583
11	Beban Lain / Other Expenses	285,103	258,267	973,365
<b>12</b>	<b>Jumlah Beban (7 s.d. 11) / Total Expenses (7 to 11)</b>	<b>15,888,261</b>	<b>20,273,704</b>	<b>23,065,899</b>
<b>13</b>	<b>Laba Sebelum Pajak / Profit Before Tax</b>	<b>2,857,596</b>	<b>2,227,615</b>	<b>1,601,656</b>
14	Pajak Penghasilan / Corporate Tax	227,178	152,311	102,992
<b>15</b>	<b>Laba Setelah Pajak / Profit After Tax</b>	<b>2,630,418</b>	<b>2,075,304</b>	<b>1,498,664</b>

Dalam Jutaan Rupiah  
In Million Rupiah

**HALAMAN INI SENGAJA DIKOSONGKAN**

**PIALANG ASURANSI DAN REASURANSI**  
**INSURANCE AND REINSURANCE BROKERS**

**2012**

---

**PERASURANSIAN INDONESIA**  
**INDONESIA INSURANCE**



TABEL 7.1 / TABLE 7.1

**REKAPITULASI JUMLAH KLAIM YANG DINILAI OLEH PERUSAHAAN PENILAI KERUGIAN ASURANSI**
*THE RECAPITULATION OF CLAIMS APPRAISED BY LOSS ADJUSTERS*

 Dalam Satuan  
*In Unit*

No	Nama Perusahaan <i>Name of Company</i>	Jumlah Klaim Dinilai <i>Number of Claims Appraised</i>		
		2010	2011	2012
<b>Swasta Nasional / National Private</b>				
1	PT Adjusterindo**)	-	-	-
2	PT Ardilla Solorina	1	35	39
3	PT Axis International Indonesia	280	-	189
4	PT Bahtera Arthaguna Parama	248	210	263
5	PT Bahtera Arung Persada	281	229	358
6	PT Bhakti Utama Wiradaya**)	-	-	-
7	PT Cunningham Lindsey Indonesia	584	562	897
8	PT Dharma Nilaitama	-	695	595
9	PT Emca Jaya Utama*)	-	-	-
10	PT General Adjuster Indonesia	303	357	389
11	PT Global Internusa Adjusting	-	-	46
12	PT Insight Adjusters**)	-	-	-
13	PT Insurindo Loss Adjuster	5	-	28
14	PT Japenansi Nusantara	523	-	375
15	PT Mc Larens Indonesia	693	-	1,067
16	PT MCO Prima Indonesia	-	-	-
17	PT Multi Pilar Jasa Pirsa Nusa	164	157	125
18	PT Nippon Kaiji Kentei Kyokai	898	547	555
19	PT Pandu Halim Perkasa (d/h PT PHP Ariecs & Richardsons)*)	303	419	-
20	PT Patnerindo Adjastama	28	-	-
21	PT Pramayasa Vaisha Adjuster	11	-	43
22	PT Prima Adjusterindo Mandiri	617	490	474
23	PT Radita Utama Internusa	1,228	919	149
24	PT Royal Conocean International Adjuster	199	222	173
25	PT Sapalans Makarti	82	143	82
26	PT Sapta Pirsa Mandiri	177	-	151
27	PT Satria Dharma Pusaka Crawford THG	755	-	626
28	PT Sthira Budi Madhyasta	57	-	68
29	PT Utama Nilai Sentosa	55	-	77
<b>Jumlah Total / Grand Total</b>		7,492	4,985	6,769

 \*) Tidak menyampaikan Laporan/*Have Not Submitted Annual Report*

 \*\*) Pencabutan Izin Usaha Tahun 2012/*Licenses have been revoked at the end 2012*

 \*\*\*) Pemberian Izin Usaha Tahun 2012/*New licence at the end 2012*

TABLE : 7.2 / TABLE : 7.2  
REKAPITULASI PREMI DAN KOMISI TAHUN 2012  
RECAPITULATION OF PREMIUMS AND COMMISSIONS IN 2012

Dalam Jutaan Rupiah  
In Million Rupiah

No	NAMA PERUSAHAAN NAME OF COMPANY	Harta Benda / Property		Kendaraan Bermotor / Motor Vehicle				Pengangkutan / Marine cargo				Rangka Kapal / Marine Hull		Rangka Pesawat / Aviation							
		(3)		(4)		(5)		(6)		(7)		(8)		(9)		(10)		(11)		(12)	
		Komisi Commission	Premi Premium	Komisi Commission	Premi Premium	Komisi Commission	Premi Premium	Komisi Commission	Premi Premium	Komisi Commission	Premi Premium	Komisi Commission	Premi Premium	Komisi Commission	Premi Premium	Komisi Commission	Premi Premium	Komisi Commission	Premi Premium	Komisi Commission	Premi Premium
<b>PERUSAHAAN PIALANG ASURANSI SWASTA NASIONAL</b>																					
<b>NATIONAL PRIVATE INSURANCE BROKERS</b>																					
1	PT AA Pialang Asuransi	388	1.883	13	43	11	28	14	120	-	-	-	-	-	-	-	-	-	-	-	
2	PT Abadi Proteksindo Artha	13	220	30	298	-	-	-	-	-	-	-	-	-	-	-	-	-	-	-	
3	PT Adi Antara Asia	2.593	24.676	639	2.843	7.962	63.785	-	-	-	-	-	-	-	-	-	-	-	-	-	
4	PT Advis Terapan Proteksindo	319	1.610	63	499	212	1.392	279	3.943	-	-	-	-	-	-	-	-	-	-	-	
5	PT Algra Insurance Brokers	-	-	-	-	-	-	193	1.834	-	-	-	-	-	-	-	-	-	-	-	
6	PT Andika Mitra Sejaht. ***	-	-	-	-	-	-	-	-	-	-	-	-	-	-	-	-	-	-	-	
7	PT Andomeda Internasional	-	-	-	-	2	3	-	-	-	-	-	-	-	-	-	-	-	-	-	
8	PT Antar Nusa Proteksi	303	22	86	11	3	14	-	-	-	-	-	-	-	-	-	-	-	-	-	
9	PT Anlara Intermediary Indonesia	1.662	8.946	200	1.819	1.886	6.615	25	744	-	-	-	-	-	-	-	-	-	-	-	
10	PT Anugerah Bersama Berkah Abadi	24	-	48	-	-	-	-	-	-	-	-	-	-	-	-	-	-	-	-	
11	PT Anugrah Alma Adiguna	-	-	8	44	1	3	-	-	-	-	-	-	-	-	-	-	-	-	-	
12	PT Anugrah Medial Broker	-	-	-	-	-	-	-	-	-	-	-	-	-	-	-	-	-	-	-	
13	PT Artha Raharia Insurance Broker	437	2.192	522	2.539	5	19	109	1.496	-	-	-	-	-	-	-	-	-	-	-	
14	PT Asia Finance Risk	287	1.642	-	-	-	-	-	-	-	-	-	-	-	-	-	-	-	-	-	
15	PT Asia International Insurance Brokers	-	-	-	-	-	-	173	-	-	-	-	-	-	-	-	-	-	-	-	
16	PT Asta Kanti	282	1.087	82	347	1	5	-	-	-	-	-	-	-	-	-	-	-	-	-	
17	PT Axie Asia	2.144	19.742	2.585	63.129	2.337	21.219	-	-	-	-	-	-	-	-	-	-	-	-	-	
18	PT Bahtera Mitra Jasa	168	564	57	256	95	699	102	818	-	-	-	-	-	-	-	-	-	-	-	
19	PT Best Proteksi Indonesia ***	1.643	-	-	-	-	-	4.261	-	-	-	-	-	-	-	-	-	-	-	-	
20	PT BCB Insurance Broker	1.321	6.604	490	1.959	3	19	-	-	-	-	-	-	-	-	-	-	-	-	-	
21	PT Bineka Cipta Lestari	444	1.842	76	336	23	105	-	-	-	-	-	-	-	-	-	-	-	-	-	
22	PT Bina Dana Sejahtera	613	9.861	119	1.438	87	1.004	294	4.237	-	-	-	-	-	-	-	-	-	-	-	
23	PT Bina Kidalama Nusantara	21	108	60	256	1.097	5.371	431	2.875	-	-	-	-	-	-	-	-	-	-	-	
24	PT Bina Murindo Insurance Broker *)	-	-	-	-	-	-	-	-	-	-	-	-	-	-	-	-	-	-	-	
25	PT Binasentra Purna	15.050	103.744	226	1.450	-	-	13	97	-	-	-	-	-	-	-	-	-	-	-	
26	PT Brilliant Insurance Broker ***)	190	1.406	47	485	13	71	15	200	-	-	-	-	-	-	-	-	-	-	-	
27	PT Bringin Sejahtera Makmur	20.394	222.212	2.733	27.168	143	1.045	1.725	58.839	-	-	-	-	-	-	-	-	-	-	-	
28	PT Brocade Insurance Broker	4	56	45	726	12	47	-	-	-	-	-	-	-	-	-	-	-	-	-	
29	PT Buana Jasa Pratama	983	4.508	950	3.972	1.191	6.876	5	38	-	-	-	-	-	-	-	-	-	-	-	
30	PT Buana Lintas Persada	-	-	-	-	-	-	-	-	-	-	-	-	-	-	-	-	-	-	-	
31	PT Bumi Insurance Broker	2	19	20	285	-	-	-	-	-	-	-	-	-	-	-	-	-	-	-	
32	PT Caraka Mulia	3.910	37.885	429	4.505	72	878	1.055	16.580	-	-	-	-	-	-	-	-	-	-	-	
33	PT Central Antar Jasa	75	1.981	124	1.966	17	400	-	-	-	-	-	-	-	-	-	-	-	-	-	
34	PT Cipta Megra Duta	-	-	-	-	-	-	-	-	-	-	-	-	-	-	-	-	-	-	-	
35	PT Cipta Uni Jasa	1	8	7	100	1	60	4.530	49.416	-	-	-	-	-	-	-	-	-	-	-	
36	PT Dharma Honoris Raksa Pratama	-	-	12	93	3	17	-	-	-	-	-	-	-	-	-	-	-	-	-	
37	PT Dinamika Prima Sevistama **)	-	-	-	-	-	-	-	-	-	-	-	-	-	-	-	-	-	-	-	
38	PT Dinda Pradana Insurance Broker	22	146	82	545	396	2.640	-	-	-	-	-	-	-	-	-	-	-	-	-	
39	PT Diliama Brokerindo	747	4.399	706	3.647	630	2.518	-	-	-	-	-	-	-	-	-	-	-	-	-	
40	PT Duta Semesta Raya	13.070	90.375	2.718	16.465	4.022	24.058	-	-	-	-	-	-	-	-	-	-	-	-	-	
41	PT Esika Jasatama	5.779	50.156	1.091	7.333	441	6.419	403	8.633	-	-	-	-	-	-	-	-	-	-	-	
42	PT Experta Jamin Lindung Kencana	18	178	5	18	-	-	-	-	-	-	-	-	-	-	-	-	-	-	-	
43	PT Felina Orient Pacific	38	217	56	299	0	1	-	-	-	-	-	-	-	-	-	-	-	-	-	
44	PT Fislight Indonesia Insurance Broker	2	9	2	7	-	-	-	-	-	-	-	-	-	-	-	-	-	-	-	
45	PT Fred Marius Sabini Insurance Broker	1.787	7.571	601	3.656	323	1.478	-	-	-	-	-	-	-	-	-	-	-	-	-	

No	NAMA PERUSAHAAN NAME OF COMPANY	Harta Benda / Property			Kendaraan Bermotor / Motor Vehicle			Pengangkutan / Marine cargo			Rangka Kapal / Marine Hull			Rangka Pesawat / Aviation		
		Commission	Premium		Commission	Premium		Commission	Premium		Commission	Premium		Commission	Premium	
		(3)	(4)	(5)	(6)	(7)	(8)	(9)	(10)	(11)	(12)	(13)	(14)	(15)	(16)	(17)
46	PT Fresnel Perdana Mandiri	2,939	9,874	797	3,746	1,094	3,135	1,082	8,147	-	-	-	-	-	-	-
47	PT Gelora Karya Jasatama	5,719	40,112	207	1,560	65	442	228	3,999	-	-	-	-	-	-	-
48	PT Global Insurance Broker	341	1,970	183	925	129	486	67	667	-	-	-	-	-	-	-
49	PT Global Risk Management	5	19	(182)	(656)	16	87	-	-	-	-	-	-	-	-	-
50	PT Grasia Media Utama	-	-	-	-	-	-	-	-	-	-	-	-	-	-	-
51	PT Hagati Brokerindo	131	426	1,091	10,757	-	-	-	-	-	-	-	-	-	-	-
52	PT IB Insurance Broking	243	857	17,018	42,305	898	2,245	-	-	-	-	-	-	-	-	-
53	PT IBS Insurance Broking Service	18,859	155,831	4,640	22,049	7,853	42,898	1,679	13,519	-	-	-	-	-	-	-
54	PT Indomobil Insurance Consultant	560	3,565	368	4,914	155	1,912	-	-	-	-	-	-	-	-	-
55	PT Indonesia Insurance Brokers	94	626	62	249	110	734	108	1,438	-	-	-	-	-	-	-
56	PT Indosurance Broker Utama	8,031	44,566	2,713	20,131	8,141	30,995	2,313	21,406	-	-	-	-	-	-	-
57	PT Inscu Multi Pratama	96	480	10	318	49	243	-	-	-	-	-	-	-	-	-
58	PT Insurance Broker Consultant International	19	117	7	29	33	165	4	35	-	-	-	-	-	-	-
59	PT Inter Rajasa Putra	521	2,805	440	2,569	539	2,482	16	97	-	-	-	-	-	-	-
60	PT Intercoastal Indonesia	-	-	-	-	-	-	1,060	7,070	-	-	-	-	-	-	-
61	PT ISTPRO Inti Nusa	-	-	-	-	37	287	47	501	6	36	-	-	-	-	-
62	PT Jasa Advisindo Sejahtera	65	351	10	43	6	23	13	135	-	-	-	-	-	-	-
63	PT Java Insurance Brokers	151	453	-	-	4	18	-	-	-	-	-	-	-	-	-
64	PT Jaya Proteksindo Sakti	5,554	25,378	2,986	14,141	1,510	4,563	-	-	-	-	-	-	-	-	-
65	PT Jets Indonesia ***	-	-	-	-	-	-	-	-	-	-	-	-	-	-	-
66	PT Jupiter Insurance Broker and Consultant	694	6,465	364	2,098	7	31	-	-	-	-	-	-	-	-	-
67	PT Kali Besar Raya Utama	27,027	140,588	9,546	76,507	18,367	157,696	4,675	41,307	724	5,590	-	-	-	-	-
68	PT Krida Upaya Tunggal	6,327	36,493	303	2,320	322	2,161	1,424	27,100	-	-	-	-	-	-	-
69	PT Laren Insurance Broker	1	3	2	6	28	52	191	1,284	-	-	-	-	-	-	-
70	PT Lead Insurance Broker	196	955	188	860	299	1,269	-	-	-	-	-	-	-	-	-
71	PT Liberty & General Risk Service ***	-	-	-	-	-	-	-	-	-	-	-	-	-	-	-
72	PT Lidean Pialang Asuransi ***	1	2	25	162	29	128	18	122	-	-	-	-	-	-	-
73	PT Lumbang Sari	1,251	15,705	645	11,823	630	3,687	-	-	-	-	-	-	-	-	-
74	PT Madani Karsa Mandiri	1,108	20,037	170	2,885	-	-	-	-	-	-	-	-	-	-	-
75	PT Magnus Mitra Sejahtera	1,460	6,268	680	5,551	195	926	-	-	-	-	-	-	-	-	-
76	PT Maju Anugerah Proteksi	0	-	1	4	2	8	110	495	-	-	-	-	-	-	-
77	PT Makna Manciri Insurance Broker *	-	-	-	-	-	-	-	-	-	-	-	-	-	-	-
78	PT Manggala Artha Sejahtera	173	1,085	33	171	54	213	-	-	-	-	-	-	-	-	-
79	PT Manunggal Bhakti Suci	403	2,730	62	315	43	225	-	-	-	-	-	-	-	-	-
80	PT Megah Putra Manunggal	2,804	10,942	300	1,870	82	461	-	-	-	-	-	-	-	-	-
81	PT Metaoia Mulia Agung	19	120	33	254	-	-	-	-	-	-	-	-	-	-	-
82	PT Metropolitan Krida Jaya	-	-	2	9	-	-	-	-	-	-	-	-	-	-	-
83	PT Mitra Dhana Amharaksha	115	1,365	86	518	30	150	-	-	-	-	-	-	-	-	-
84	PT Mitra Harmoni Insurance Broker	432	1,375	441	2,490	81	337	111	1,110	-	-	-	-	-	-	-
85	PT Mitra Iswara & Rompandey	27,624	159,309	3,789	26,326	4,012	21,165	39	343	-	-	-	-	-	-	-
86	PT Mitra Jasa Pratama	-	-	3	12	47	206	106	1,064	-	-	-	-	-	-	-
87	PT Mitra Sentosa Paramabadi	132	1,135	176	895	148	689	-	-	-	-	-	-	-	-	-
88	PT Mitra Sinerigi Proteksindo	162	540	140	560	9	36	-	-	-	-	-	-	-	-	-
89	PT Mitramandiri Pialang Asuransi	-	-	1	3	0	2	-	-	-	-	-	-	-	-	-
90	PT Multi Artha Insurance Brokers	382	1,495	5,743	23,765	87	-	-	-	-	-	-	-	-	-	-
91	PT Multi Asih Pratama	320	1,428	258	928	52	188	326	2,418	-	-	-	-	-	-	-
92	PT Multiatiaga Intermedia Proteksi	778	3,391	91	432	49	275	10	907	-	-	-	-	-	-	-

Dalam Jutaan Rupiah  
In Million Rupiah

No	NAMA PERUSAHAAN NAME OF COMPANY	Harta Benda / Property			Kendaraan Bermotor / Motor Vehicle			Penggangkutan / Marine cargo			Rangka Kapal / Marine Hull			Rangka Pesawat / Aviation					
		Komisi			Premi			Komisi			Premi			Komisi			Premi		
		Commission	Premium	(4)	Commission	Premium	(6)	Commission	Premium	(8)	Commission	Premium	(10)	Commission	Premium	(12)			
(1)	(2)	(3)	(4)	(5)	(6)	(7)	(8)	(9)	(10)	(11)	(12)								
93	PT Munich Lloyd International Brokers	1,200	6,073	40	316	459	1,771	-	-	-	-	-	-	-	-	-	-		
94	PT Mutiara Indonesia **	-	-	-	-	-	-	-	-	-	-	-	-	-	-	-	-		
95	PT Nadi Jasa Pratama	-	-	-	-	-	-	560	-	-	-	-	-	-	-	-	-		
96	PT National Insurance Brokers	6,115	40,969	536	2,481	159	478	511	4,264	-	-	-	-	-	-	-	-		
97	PT Nugraha Perkasa Mandiri	362	2,089	14	74	93	458	-	-	-	-	-	-	-	-	-	-		
98	PT Nusadua Pialang Asuransi ***	-	-	-	-	-	-	-	-	-	-	-	-	-	-	-	-		
99	PT Nusantara Insurance Broker & Consultant	3,716	7,078	131	551	66	66	231	1,478	-	-	-	-	-	-	-	-		
100	PT Pacific Indonesia Berjaya	68	298	-	-	10	43	273	2,632	-	-	-	-	-	-	-	-		
101	PT PAIB Indonesia ***	-	-	-	-	-	-	-	-	-	-	-	-	-	-	-	-		
102	PT Paladin International	-	16	5	135	-	-	-	-	-	-	-	-	-	-	-	-		
103	PT Partnerindo Inti Cipta	2,216	9,778	81	657	1,464	5,687	-	-	-	-	-	-	-	-	-	-		
104	PT Pasindo Utama	-	-	-	-	-	-	-	-	-	-	-	-	-	-	-	-		
105	PT Pegasus Insurindo	8	38	17	84	2	9	-	-	-	-	-	-	-	-	-	-		
106	PT Penta Pro Indonesia	-	16,618	-	1,553	-	855	-	-	-	-	-	-	-	-	-	-		
107	PT Perdana Wahana Sentosa *	-	-	-	-	-	-	-	-	-	-	-	-	-	-	-	-		
108	PT Perisai Bhakti Rahardjo	400	3,995	61	244	-	-	-	-	-	-	-	-	-	-	-	-		
109	PT Perisai Indonesia	264	1,938	309	2,043	33	166	121	217	-	-	-	-	-	-	-	-		
110	PT Peranti Sejahtera **	-	-	-	-	-	-	-	-	-	-	-	-	-	-	-	-		
111	PT Premier Investama Bersama	186	1,129	127	766	34	185	92	613	-	-	-	-	-	-	-	-		
112	PT Proasia Broker Asuransi	93	461	32	146	23	184	41	327	-	-	-	-	-	-	-	-		
113	PT Proteksi Antar Nusa	-	-	-	-	-	-	-	-	-	-	-	-	-	-	-	-		
114	PT Proteksi Pradana	15	58	51	291	65	551	24	276	-	-	-	-	-	-	-	-		
115	PT Proteksindo Broker Asuransi	30	563	95	1,076	21	235	56	271	-	-	-	-	-	-	-	-		
116	PT Rajawali Insurance Brokers	1,101	5,265	265	1,196	138	286	138	552	-	-	-	-	-	-	-	-		
117	PT Rajawali Pialang Asuransi	574	3,592	483	1,986	446	2,306	413	4,982	-	-	-	-	-	-	-	-		
118	PT Rama Mitra Jasa	266	1,571	97	368	23	116	-	-	-	-	-	-	-	-	-	-		
119	PT Rimas Proteksindo Utama	17	254	66	983	1	10	30	443	-	-	-	-	-	-	-	-		
120	PT Risk Services Indonesia	-	-	-	-	-	-	-	-	-	-	-	-	-	-	-	-		
121	PT Royal Imperium Broker Services	147	1,122	85	464	2	12	202	3,371	-	-	-	-	-	-	-	-		
122	PT Safe Insurance Brokers	8	29	10	55	-	-	12	106	-	-	-	-	-	-	-	-		
123	PT Saksama Anta	1,754	11,852	40	194	270	665	-	-	-	-	-	-	-	-	-	-		
124	PT Septa Miles Indonesia	122	612	26	129	74	371	-	-	-	-	-	-	-	-	-	-		
125	PT Sarana Janesia Utama	24,545	458,010	565	2,608	560	3,207	464	4,692	-	-	-	-	-	-	-	-		
126	PT Satya Wahana Indonesia	895	5,205	441	1,781	282	1,341	18	188	-	-	-	-	-	-	-	-		
127	PT Sedana Pasifik Servistama	265	11,598	237	1,296	70	338	190	1,695	-	-	-	-	-	-	-	-		
128	PT Sehati Mitra Realita Indonesia Wali Nusa	-	-	1	6	-	-	-	-	-	-	-	-	-	-	-	-		
129	PT Sentana Mitra Kualita	107	845	58	179	14	17	-	-	-	-	-	-	-	-	-	-		
130	PT Shinta Inserve	51	340	97	646	100	668	10	65	-	-	-	-	-	-	-	-		
131	PT Star Perdana Asuransi	872	1,422	-	1,422	-	-	-	-	-	-	-	-	-	-	-	-		
132	PT Shergi Adi Utama **	-	661	-	21	-	121	-	298	-	-	-	-	-	-	-	-		
133	PT Shergi Miratama Proteksi ***	-	-	-	-	-	-	-	-	-	-	-	-	-	-	-	-		
134	PT Sino Insurance Brokers	13	105	12	82	-	-	-	-	-	-	-	-	-	-	-	-		
135	PT Talisman Insurance Brokers	10,706	59,809	1,393	6,535	5,185	26,443	74	2,603	-	-	-	-	-	-	-	-		
136	PT Terrospan Indonesia	142	707	39	171	16	29	-	-	-	-	-	-	-	-	-	-		
137	PT Tigara Mitra Sejahtera	-	-	0	2	-	-	-	-	-	-	-	-	-	-	-	-		
138	PT Tri Dharmas Proteksi	2,325	23,738	265	2,940	574	6,305	2	25	-	-	-	-	-	-	-	-		
139	PT Trust Insurance Broker	39	187	52	302	38	126	50	520	-	-	-	-	-	-	-	-		
140	PT Tugu Insurance Brokers	2,062	11,972	973	5,027	640	4,149	104	1,547	-	-	-	-	-	-	-	-		
141	PT United Insurance Services	1,958	(80)	1,573	230	3,837	259	9,593	797	-	-	-	-	-	-	-	-		
142	PT Vega Prima Insurindo	102	476	172	792	99	580	501	1,921	-	-	-	-	-	-	-	-		
143	PT Visi Bersama Serantau	14	86	14	374	24	88	61	318	-	-	-	-	-	-	-	-		
144	PT Web Proteksi Solusindo	349	1,660	53	355	8	48	-	-	-	-	-	-	-	-	-	-		
<b>JUMLAH / SUB TOTAL I</b>		<b>252,558</b>	<b>1,996,869</b>	<b>76,951</b>	<b>471,523</b>	<b>85,279</b>	<b>485,836</b>	<b>36,623</b>	<b>316,682</b>	<b>11,279</b>	<b>45,400</b>								



No	NAMA PERUSAHAAN NAME OF COMPANY	Harta Benda / Property		Kendaraan Bermotor / Motor Vehicle		Pengangkutan / Marine cargo		Rangka Kapal / Marine Hull		Rangka Pesawat / Aviation	
		Komisi Commission	Premi Premium	Komisi Commission	Premi Premium	Komisi Commission	Premi Premium	Komisi Commission	Premi Premium	Komisi Commission	Premi Premium
(1)	(2)	(3)	(4)	(5)	(6)	(7)	(8)	(9)	(10)	(11)	(12)
<b>PERUSAHAAN PIANG ASURANSI PATUNGAN</b>											
<b>JOINT VENTURE INSURANCE BROKERS</b>											
1	PT AON Indonesia	25,089	390,182	1,674	10,652	7,005	50,996	1,221	20,614	544	6,247
2	PT Howden Insurance Brokers Indonesia	4,584	65,394	255	1,529	2,059	24,177	389	5,285	-	-
3	PT Jardine Lloyd Thompson	10,432	145,216	1,206	6,294	613	4,676	1,448	16,928	12,549	153,650
4	PT Marsh Indonesia	38,263	841,476	6,258	44,238	12,716	98,106	8,283	104,809	-	-
5	PT Panasonic Insurance Service Indonesia	3,525	45,864	47	736	1,094	10,942	-	-	-	-
6	PT Toyota Tusho Insurance Broker Indonesia	6,372	49,567	291	4,533	4,110	36,865	-	-	-	-
7	PT Willis Indonesia	13,562	139,605	874	4,597	2,695	15,775	425	44,980	78	19,464
<b>JUMLAH / SUB TOTAL II</b>		<b>101,827</b>	<b>1,677,305</b>	<b>10,605</b>	<b>72,578</b>	<b>30,292</b>	<b>241,536</b>	<b>11,766</b>	<b>192,616</b>	<b>13,171</b>	<b>179,361</b>
<b>PERUSAHAAN PIANG REASURANSI</b>											
<b>REINSURANCE BROKERS</b>											
1	PT Adhi Lintas Tenase	1,449	9,426	421	3,214	401	1,872	1,555	8,817	-	-
2	PT Adl Pratama Asia	349	6,150	140	1,504	140	1,673	13	297	5	161
3	PT AON Benfield Indonesia	-	59,111	-	-	-	1,021	-	-	-	6,859
4	PT Artha Dana Mandiri	1,163	10,859	-	536	49	536	284	2,865	-	-
5	PT Asiare Binajasa	2,638	8,700	-	55	55	275	193	844	-	-
6	PT Asrinda Arhasangga	26	36	-	-	-	-	15	9	5	8
7	PT Best One Asia Reinsurance Brokers	31	298	0	2	60	233	492	3,346	130	828
8	PT Chattered Reinsurance Brokers	2	28	-	-	-	-	-	-	-	-
9	PT Cipta Colemon Asia Reinsurance Broker	-	-	-	-	-	-	889	6,506	-	-
10	PT Energi Mandiri Internasional ***)	-	-	-	-	-	-	-	-	-	-
11	PT Esa Bina seati	810	10,649	281	8,754	-	-	167	1,609	-	-
12	PT Fortice Adhila ***)	954	-	-	-	-	-	-	-	-	-
13	PT Hanofor Indonesia	408	2,745	-	29	29	122	2,500	11,631	-	-
14	PT Holmes Reinsurance Brokers	248	714	41	98	782	1,862	189	975	-	-
15	PT IBS Reinsurance Brokers	946	9,894	1	10	(812)	8,895	300	5,484	-	-
16	PT Ibu Reinsurance Broker Utama	146	1,464	10	107	1,534	8,191	355	8,060	-	-
17	PT Jasa Cipta Reembaka	3,752	53,127	-	-	1,650	4,606	819	13,116	1,106	45,105
18	PT Java Raya Reasuransi Broker **)	-	-	-	-	-	-	-	-	-	-
19	PT Mandiri Internasional	-	-	-	-	-	-	-	-	-	-
20	PT Mega Jasa Reinsurance Brokers	2,507	6,600	1	7	2,923	6,334	2,994	7,172	-	-
21	PT Paragon Reinsurance Brokers	29	162	-	-	-	-	496	3,291	-	-
22	PT Parare Internasional	-	-	-	-	-	-	-	-	-	-
23	PT Peranas Agung	457	6,974	-	-	-	-	23	105	515	16,647
24	PT Pialang Reasuransi Dekal Indonesia Brokers	689	4,451	1	19	2	5	153	539	-	-
25	PT Proteksi Wahana Sentosa	100	1,000	-	10	10	613	128	1,436	285	4,940
26	PT Sinas Reinsurance Brokers	10,883	45,154	22	136	312	2,163	566	8,887	1,090	2,195
27	PT Taia Re International	29	440	5	32	40	212	64	1,397	-	-
28	PT Trinity Re	2,307	91,054	-	-	135	259	9	531	-	-
29	PT United Pialang Reasuransi	-	-	-	-	-	-	-	-	-	-
30	PT Viva Broker Reasuransi Indonesia **)	-	-	-	-	-	-	-	-	-	-
<b>JUMLAH / SUB TOTAL III</b>		<b>29,922</b>	<b>329,036</b>	<b>922</b>	<b>13,881</b>	<b>7,310</b>	<b>38,872</b>	<b>12,204</b>	<b>86,917</b>	<b>3,136</b>	<b>76,743</b>
<b>JUMLAH SELURUHNYA / GRAND TOTAL</b>		<b>384,307</b>	<b>4,003,209</b>	<b>88,478</b>	<b>557,982</b>	<b>122,882</b>	<b>766,245</b>	<b>60,592</b>	<b>596,215</b>	<b>27,586</b>	<b>301,504</b>

\*) Tidak menyampaikan Laporan/Have Not Submitted Annual Report  
\*\*) Pencabutan Izin Usaha Tahun 2012/Licenses have been revoked at the end 20  
\*\*\*) Pemberian Izin Usaha Tahun 2012/New licence at the end 2012

TABEL : 7.2 / TABLE : 7.2  
REKAPITULASI PREMI DAN KOMISI TAHUN 2012  
RECAPITULATION OF PREMIUMS AND COMMISSIONS

Dalam Jutaan Rupiah  
In Million Rupiah

No	NAMA PERUSAHAAN NAME OF COMPANY	Satelit/ Satellite		Energi On-Shore/ Energy On-shore		Energi Off-Shore/ Energy Off-Shore		Rekayasa/Engineering		Tanggung Gugat/Liability		Kecelakaan Diri dan Kesehatan/Personal Accident & Health		Kredit	
		Komisi Commission	Premi Premium	Komisi Commission	Premi Premium	Komisi Commission	Premi Premium	Komisi Commission	Premi Premium	Komisi Commission	Premi Premium	Komisi Commission	Premi Premium	Komisi Commission	Premi Premium
(1)	(2)	(13)	(14)	(15)	(16)	(17)	(18)	(19)	(20)	(21)	(22)	(23)	(24)	(25)	(26)
<b>PERUSAHAAN PIALANG ASURANSI SWASTA NAE</b>															
<b>NATIONAL PRIVATE INSURANCE BROKERS</b>															
1	PT AA Pialang Asuransi	-	-	-	-	-	-	335	1.965	81	301	3.420	6.602	-	-
2	PT Abadi Proteksindo Artha	-	-	-	-	-	-	-	-	1	7	-	-	-	-
3	PT Adi Antara Asia	-	-	-	-	-	-	-	-	-	-	-	-	-	-
4	PT Adis Terapan Proteksindo	-	631	3.396	-	-	-	70	1.562	32	559	210	2.301	800	-
5	PT Algra Insurance Brokers	-	-	-	-	-	-	-	-	-	-	-	-	-	-
6	PT Andika Mitra Sejati (**)	-	-	-	-	-	-	-	-	-	-	-	-	-	-
7	PT Andromeda International	-	-	-	-	-	-	-	-	-	-	-	-	-	-
8	PT Antar Nusa Proteksi	-	-	-	-	-	-	-	-	-	-	-	-	-	-
9	PT Antara Intermediary Indonesia	-	-	-	-	-	-	215	2.532	55	409	587	4.191	-	-
10	PT Anugerah Bersama Berkah Abadi	-	-	-	-	-	-	6	-	-	-	3.392	-	-	-
11	PT Anugrah Atma Adiguna	-	-	-	-	-	-	-	-	-	-	1.157	6.275	-	-
12	PT Anugrah Medea Broker	-	-	-	-	-	-	-	-	-	-	637	5.160	-	-
13	PT Artha Raharja Insurance Broker	-	-	-	-	-	-	-	-	1	4	285	883	-	-
14	PT Asa Finance Risk	-	-	-	-	-	-	-	-	-	-	-	-	-	-
15	PT Asa International Insurance Brokers	-	-	-	-	-	-	-	-	-	-	-	-	-	-
16	PT Asa Kanti	-	-	-	-	-	-	-	-	-	-	1.381	10.006	-	-
17	PT Axle Asia	-	-	-	-	-	-	1.151	10.197	579	3.094	5.283	43.688	113	-
18	PT Bahera Mitra Jasa	-	-	-	-	-	-	-	-	1	7	-	-	-	-
19	PT Best Proteksi Indonesia (***)	-	-	-	-	-	-	-	-	-	-	480	2.460	-	-
20	PT BGIB Insurance Broker	-	894	9.939	-	-	-	-	-	-	-	-	-	-	-
21	PT Bineka Cipta Lestari	-	-	-	-	-	-	-	-	-	-	-	-	-	-
22	PT Bina Dana Sejahtera	-	-	-	-	-	-	323	4.595	65	1.308	30	191	17	-
23	PT Bina Kridatama Nusantara	-	-	-	-	-	-	1.076	8.134	4	16	5	20	-	-
24	PT Bina Mulindo Insurance Broker (*)	-	-	-	-	-	-	-	-	-	-	-	-	-	-
25	PT Binentra Purna	-	-	-	-	-	-	207	1.348	1	5	44.998	302.594	-	-
26	PT Brilliant Insurance Broker (***)	-	-	-	-	-	-	-	-	2	7	26	124	-	-
27	PT Brighin Sejahtera Makmur	-	-	-	-	-	-	929	9.672	3	13	153	3.947	-	-
28	PT Brocade Insurance Broker	-	-	-	-	-	-	-	-	-	-	276	1.895	11.486	-
29	PT Buana Jasa Pratama	-	-	-	-	-	-	114	803	58	295	569	4.930	-	-
30	PT Buana Lintas Persada	-	-	-	-	-	-	-	-	-	-	-	-	-	-
31	PT Bumi Insurance Broker	-	-	-	-	-	-	347	3.566	-	-	10	139	-	-
32	PT Caraka Mulia	-	-	121	1.153	-	-	-	-	-	-	-	-	-	-
33	PT Central Antar Jasa	-	-	-	-	-	-	3	139	-	-	-	-	-	-
34	PT Cipta Integria Duta	-	-	-	-	-	-	-	-	-	-	19.183	195.962	-	-
35	PT Cipta Uni Jasa	-	-	-	-	-	-	-	-	-	-	-	-	-	-
36	PT Dharmo Honoris Raksa Pratama	-	-	-	-	-	-	-	-	(2)	(16)	4.240	33.941	-	-
37	PT Dinamika Prima Sevistama (***)	-	-	-	-	-	-	-	-	-	-	-	-	-	-
38	PT Dinda Pradana Insurance Broker	-	-	-	-	-	-	-	-	-	-	45	301	-	-
39	PT Driatama Brokerindo	-	-	-	-	-	-	-	-	-	-	204	818	-	-
40	PT Duta Semesta Raya	-	-	-	-	-	-	-	-	-	-	558	3.804	-	-
41	PT Esika Jasarana	-	178	3.995	-	-	-	1.723	22.057	10	248	10	270	-	-
42	PT Experta Jamin Lindung Kencana	-	-	-	-	-	-	-	-	-	-	12	56	-	-
43	PT Felma Orient Pacific	-	-	-	-	-	-	-	-	-	-	-	-	-	-
44	PT Fislight Indonesia Insurance Broker	-	-	-	-	-	-	484	1.203	-	-	349	2.189	-	-
45	PT Fred Marius Sabini Insurance Broker	-	-	-	-	-	-	-	-	-	-	134	910	-	-

No	NAMA PERUSAHAAN NAME OF COMPANY	Satelit/Satellite				Energi On-Shore/Energy On-shore				Energi Off-Shore/Energy Off-Shore				Rekayasa/Engineering				Tanggung Gugat/Liability				Kecelakaan Diri dan Kesehatan/Personal Accident & Health				Kredit		
		Komisi		Premi		Komisi		Premi		Komisi		Premi		Komisi		Premi		Komisi		Premi		Komisi		Premi		Komisi		
		(13)	(14)	(15)	(16)	(17)	(18)	(19)	(20)	(21)	(22)	(23)	(24)	(25)	(26)	(27)	(28)	(29)	(30)	(31)	(32)	(33)	(34)	(35)	(36)	(37)	(38)	
(1)	(2)	-	-	-	-	-	-	-	-	-	-	-	-	-	-	-	-	-	-	-	-	-	-	-	-	-	-	
46	PT Fresnel Perdana Mandiri	-	-	-	-	-	-	-	-	-	-	-	-	-	-	-	-	-	-	-	-	-	-	-	-	-	-	-
47	PT Gejora Karya Jasatama	-	-	-	-	-	-	-	-	-	-	-	-	-	-	-	-	-	-	-	-	-	-	-	-	-	-	-
48	PT Global Insurance Broker	-	-	-	-	-	-	-	-	-	-	-	-	-	-	-	-	-	-	-	-	-	-	-	-	-	-	-
49	PT Global Risk Management	-	-	-	-	-	-	-	-	-	-	-	-	-	-	-	-	-	-	-	-	-	-	-	-	-	-	-
50	PT Gresik Media Utama	-	-	-	-	-	-	-	-	-	-	-	-	-	-	-	-	-	-	-	-	-	-	-	-	-	-	-
51	PT Hagati Brokerindo	-	-	-	-	-	-	-	-	-	-	-	-	-	-	-	-	-	-	-	-	-	-	-	-	-	-	-
52	PT IB Insurance Broking	-	-	-	-	-	-	-	-	-	-	-	-	-	-	-	-	-	-	-	-	-	-	-	-	-	-	-
53	PT SBS Insurance Broking Service	-	-	-	-	-	-	-	-	-	-	-	-	-	-	-	-	-	-	-	-	-	-	-	-	-	-	-
54	PT Indomobil Insurance Consultant	-	-	-	-	-	-	-	-	-	-	-	-	-	-	-	-	-	-	-	-	-	-	-	-	-	-	-
55	PT Indonesia Insurance Brokers	-	-	-	-	-	-	-	-	-	-	-	-	-	-	-	-	-	-	-	-	-	-	-	-	-	-	-
56	PT Indurance Broker Utama	-	-	-	-	-	-	-	-	-	-	-	-	-	-	-	-	-	-	-	-	-	-	-	-	-	-	-
57	PT Inco Multi Pratama	-	-	-	-	-	-	-	-	-	-	-	-	-	-	-	-	-	-	-	-	-	-	-	-	-	-	-
58	PT Insurance Broker Consultant International	-	-	-	-	-	-	-	-	-	-	-	-	-	-	-	-	-	-	-	-	-	-	-	-	-	-	-
59	PT Inter Rajasa Putra	-	-	-	-	-	-	-	-	-	-	-	-	-	-	-	-	-	-	-	-	-	-	-	-	-	-	-
60	PT Intercoastal Indonesia	-	-	-	-	-	-	-	-	-	-	-	-	-	-	-	-	-	-	-	-	-	-	-	-	-	-	-
61	PT ISTPRO Inhi Nusa	-	-	-	-	-	-	-	-	-	-	-	-	-	-	-	-	-	-	-	-	-	-	-	-	-	-	-
62	PT Jasa Advisindo Sepahtera	-	-	-	-	-	-	-	-	-	-	-	-	-	-	-	-	-	-	-	-	-	-	-	-	-	-	-
63	PT Java Insurance Brokers	-	-	-	-	-	-	-	-	-	-	-	-	-	-	-	-	-	-	-	-	-	-	-	-	-	-	-
64	PT Jaya Proteksindo Sakti	-	-	-	-	-	-	-	-	-	-	-	-	-	-	-	-	-	-	-	-	-	-	-	-	-	-	-
65	PT Jets Indonesia **)	-	-	-	-	-	-	-	-	-	-	-	-	-	-	-	-	-	-	-	-	-	-	-	-	-	-	-
66	PT Jupiter Insurance Broker and Consultant	-	-	-	-	-	-	-	-	-	-	-	-	-	-	-	-	-	-	-	-	-	-	-	-	-	-	-
67	PT Kal Besar Raya Utama	-	-	-	-	-	-	-	-	-	-	-	-	-	-	-	-	-	-	-	-	-	-	-	-	-	-	-
68	PT Krida Upaya Turggal	-	-	-	-	-	-	-	-	-	-	-	-	-	-	-	-	-	-	-	-	-	-	-	-	-	-	-
69	PT Laren Insurance Broker	-	-	-	-	-	-	-	-	-	-	-	-	-	-	-	-	-	-	-	-	-	-	-	-	-	-	-
70	PT Lead Insurance Broker	-	-	-	-	-	-	-	-	-	-	-	-	-	-	-	-	-	-	-	-	-	-	-	-	-	-	-
71	PT Liberty & General Risk Service **)	-	-	-	-	-	-	-	-	-	-	-	-	-	-	-	-	-	-	-	-	-	-	-	-	-	-	-
72	PT Lidean Pialang Asuransi **)	-	-	-	-	-	-	-	-	-	-	-	-	-	-	-	-	-	-	-	-	-	-	-	-	-	-	-
73	PT Lumbang Sari	-	-	-	-	-	-	-	-	-	-	-	-	-	-	-	-	-	-	-	-	-	-	-	-	-	-	-
74	PT Madaani Karasa Mandiri	-	-	-	-	-	-	-	-	-	-	-	-	-	-	-	-	-	-	-	-	-	-	-	-	-	-	-
75	PT Magnus Mitra Sejahtera	-	-	-	-	-	-	-	-	-	-	-	-	-	-	-	-	-	-	-	-	-	-	-	-	-	-	-
76	PT Maju Anugerah Proteksi	-	-	-	-	-	-	-	-	-	-	-	-	-	-	-	-	-	-	-	-	-	-	-	-	-	-	-
77	PT Makna Mandiri Insurance Broker *)	-	-	-	-	-	-	-	-	-	-	-	-	-	-	-	-	-	-	-	-	-	-	-	-	-	-	-
78	PT Manggala Altha Sejahtera	-	-	-	-	-	-	-	-	-	-	-	-	-	-	-	-	-	-	-	-	-	-	-	-	-	-	-
79	PT Manunggal Bhakti Suci	-	-	-	-	-	-	-	-	-	-	-	-	-	-	-	-	-	-	-	-	-	-	-	-	-	-	-
80	PT Megah Putra Manunggal	-	-	-	-	-	-	-	-	-	-	-	-	-	-	-	-	-	-	-	-	-	-	-	-	-	-	-
81	PT Melanoia Mulia Agung	-	-	-	-	-	-	-	-	-	-	-	-	-	-	-	-	-	-	-	-	-	-	-	-	-	-	-
82	PT Metropolitan Krida Jaya	-	-	-	-	-	-	-	-	-	-	-	-	-	-	-	-	-	-	-	-	-	-	-	-	-	-	-
83	PT Mitra Dhana Alimharaksha	-	-	-	-	-	-	-	-	-	-	-	-	-	-	-	-	-	-	-	-	-	-	-	-	-	-	-
84	PT Mitra Harmoni Insurance Broker	-	-	-	-	-	-	-	-	-	-	-	-	-	-	-	-	-	-	-	-	-	-	-	-	-	-	-
85	PT Mitra Iswara & Ronimpandey	-	-	-	-	-	-	-	-	-	-	-	-	-	-	-	-	-	-	-	-	-	-	-	-	-	-	-
86	PT Mitra Jasa Pratama	-	-	-	-	-	-	-	-	-	-	-	-	-	-	-	-	-	-	-	-	-	-	-	-	-	-	-
87	PT Mitra Sentosa Paramabadi	-	-	-	-	-	-	-	-	-	-	-	-	-	-	-	-	-	-	-	-	-	-	-	-	-	-	-
88	PT Mitra Sinergi Proteksindo	-	-	-	-	-	-	-	-	-	-	-	-	-	-	-	-	-	-	-	-	-	-	-	-	-	-	-
89	PT Mitramandiri Pialang Asuransi	-	-	-	-	-	-	-	-	-	-	-	-	-	-	-	-	-	-	-	-	-	-	-	-	-	-	-
90	PT Multi Altha Insurance Brokers	-	-	-	-	-	-	-	-	-	-	-	-	-	-	-	-	-	-	-	-	-	-	-	-	-	-	-
91	PT Multi Asih Pratama	-	-	-	-	-	-	-	-	-	-	-	-	-	-	-	-	-	-	-	-	-	-	-	-	-	-	-
92	PT Mullimaqa Intermedia Proteksi	-	-	-	-	-	-	-	-	-	-	-	-	-	-	-	-	-	-	-	-	-	-	-	-	-	-	-

No	NAMA PERUSAHAAN NAME OF COMPANY	Satelit / Satellite			Energi On-Shore/ Energy On-shore			Energi Off-Shore /Energy Off-Shore			Rekayasa/Engineering			Tanggung Gugat/Liability			Keceelakaan Diri dan Kesehatan/Personal Accident & Health			Kredit		
		Premi			Premi			Premi			Premi			Premi			Premi					
		Commission (13)	Premium (14)	Komisi (15)	Commission (16)	Premium (17)	Komisi (18)	Commission (19)	Premium (20)	Commission (21)	Premium (22)	Commission (23)	Premium (24)	Commission (25)	Premium (26)	Commission (27)	Premium (28)	Commission (29)				
(1)																						
	93 PT Munich Lloyd International Brokers																					
	94 PT Mutiara Indonesia **)																					
	95 PT Nadi Jasa Pratama																					
	96 PT National Insurance Brokers																					
	97 PT Nugraha Perkasa Mandiri																					
	98 PT Nusantara Pialang Asuransi ***)																					
	99 PT Nusantara Insurance Broker & Consultant																					
	100 PT Pacific Indonesia Bejiaya																					
	101 PT PAIB Indonesia ***)																					
	102 PT Paladin International																					
	103 PT Partnerindo Infi Cipta																					
	104 PT Pasindo Utama																					
	105 PT Pegasus Insurindo																					
	106 PT Penta Pro Indonesia																					
	107 PT Perdana Wahana Sentosa *)																					
	108 PT Perisai Bhakti Rahardjo																					
	109 PT Perisai Indonesia																					
	110 PT Pertani Sejahtera **)																					
	111 PT Premier Investama Bersama																					
	112 PT Proesia Broker Asuransi																					
	113 PT Proteksi Antar Nusa																					
	114 PT Proteksi Perdana																					
	115 PT Proteksindo Broker Asuransi																					
	116 PT Rajawali Insurance Brokers																					
	117 PT Rajawali Peluang Asuransi																					
	118 PT Rama Mitra Jasa																					
	119 PT Rimas Proteksindo Utama																					
	120 PT Risk Services Indonesia																					
	121 PT Royal Imperium Broker Services																					
	122 PT Safe Insurance Brokers																					
	123 PT Saksama Aia																					
	124 PT Satria Miles Indonesia																					
	125 PT Sarana Janesia Utama																					
	126 PT Saiva Wahana Indonesia																					
	127 PT Sedana Pasifik Servistama																					
	128 PT Sehat Mitra Realita Indonesia Wali Nusa																					
	129 PT Sentana Mitra Kualita																					
	130 PT Shinta Insarve																					
	131 PT Sjar Perdana Asuransi																					
	132 PT Sinergi Aci Utama ***)																					
	133 PT Sinergi Mitrajama Proteksi ***)																					
	134 PT Siro Insurance Brokers																					
	135 PT Talisman Insurance Brokers																					
	136 PT Terraspan Indonesia																					
	137 PT Tigara Mitra Sejahtera																					
	138 PT Tri Dharma Proteksi																					
	139 PT Trust Insurance Broker																					
	140 PT Uluu Insurance Brokers																					
	141 PT United Insurance Services																					
	142 PT Vega Prima Insurindo																					
	143 PT Visi Bersama Serantau																					
	144 PT Web Proteksi Soussindo																					
	<b>JUMLAH / SUB TOTAL I</b>	<b>215</b>	<b>6,129</b>	<b>8,286</b>	<b>71,690</b>	<b>3,738</b>	<b>37,054</b>	<b>28,639</b>	<b>225,205</b>	<b>19,391</b>	<b>135,845</b>	<b>150,525</b>	<b>1,106,138</b>	<b>54,024</b>								

No	NAMA PERUSAHAAN NAME OF COMPANY	Satelit/ Satellite		Energi On-Shore/ Energy On-shore		Energi Off-Shore/ Energy Off-Shore		Rekayasa/Engineering		Tanggung Gugat/Liability		Kecelakaan Diri dan Kesehatan/Personal Accident & Health		Kredit
		Komisi Commission	Premi Premium	Komisi Commission	Premi Premium	Komisi Commission	Premi Premium	Komisi Commission	Premi Premium	Komisi Commission	Premi Premium	Komisi Commission	Premi Premium	
(1)	(2)	(13)	(14)	(15)	(16)	(17)	(18)	(19)	(20)	(21)	(22)	(23)	(24)	(25)
<b>PERUSAHAAN PIALANG ASURANSI PATUNGAN</b>														
<b>JOINT VENTURE INSURANCE BROKES</b>														
	1 PT AON Indonesia	-	-	-	-	-	-	3,068	40,363	7,821	76,119	15,208	131,730	911
	2 PT Howden Insurance Brokers Indonesia	-	-	-	-	-	-	369	2,261	999	7,612	1,684	12,149	26
	3 PT Jardine Lloyd Thompson	-	-	-	-	-	-	458	3,913	6,040	52,941	27,340	450,256	-
	4 PT Marsh Indonesia	-	-	359	3,209	-	48,917	5,277	74,651	9,192	145,673	34,063	322,246	-
	5 PT Panasonic Insurance Service Indonesia	-	-	-	-	-	-	4	36	44	446	52	669	4
	6 PT Toyota Tsusho Insurance Broker Indonesia	-	-	-	-	-	-	295	2,142	169	1,333	1,615	11,783	-
	7 PT Willis Indonesia	-	-	-	-	-	-	-	-	1,683	17,382	16,532	172,111	-
	<b>JUMLAH / SUB TOTAL II</b>	-	-	<b>359</b>	<b>3,209</b>	-	<b>48,917</b>	<b>9,471</b>	<b>123,367</b>	<b>25,948</b>	<b>301,506</b>	<b>96,493</b>	<b>1,100,945</b>	<b>941</b>
<b>PERUSAHAAN PIALANG REASURANSI</b>														
<b>REINSURANCE BROKERS</b>														
	1 PT Adhi Lintas Tanase	-	-	-	-	-	-	123	1,031	-	-	4,434	23,679	-
	2 PT Adi Pratama Asia	-	-	-	-	-	-	126	2,128	-	-	70	323	-
	3 PT AON Bentfield Indonesia	-	-	-	-	-	-	-	8,218	-	342	-	-	-
	4 PT Artha Dana Mandiri	-	-	-	-	-	-	214	2,302	143	455	-	-	-
	5 PT Asiare Binjalasa	-	-	-	-	-	-	18	259	2	17	-	-	-
	6 PT Asinda Afrasarijga	-	-	-	-	-	-	-	-	-	-	-	-	-
	7 PT Best One Asia Reinsurance Brokers	-	-	-	-	-	-	258	1,194	149	886	29	170	399
	8 PT Chartered Reinsurance Brokers	-	-	-	-	-	-	-	-	-	-	-	-	-
	9 PT Cipta Colemon Asia Reinsurance Broker	-	-	229	849	-	-	-	-	-	-	-	-	-
	10 PT Energi Mandiri Internasional ***)	-	-	-	-	-	-	-	-	-	-	-	-	-
	11 PT Esa Bina sejati	-	-	-	-	-	-	61	911	1,761	17,426	173	840	356
	12 PT Fortice Adhiana ***)	-	-	-	-	-	-	-	-	-	-	-	-	-
	13 PT Hanofor Indonesia	-	-	-	-	-	-	52	224	-	-	-	-	-
	14 PT Holmes Reinsurance Brokers	-	-	-	-	-	-	196	849	30	73	101	370	-
	15 PT IBS Reinsurance Brokers	-	-	-	-	-	-	143	2,282	-	-	-	-	-
	16 PT Ibu Reinsurance Broker Utama	-	-	-	-	-	-	2,048	10,266	225	1,746	0	5	-
	17 PT Jasa Cipta Pembaka	37	1,689	34	577	45	876	753	10,236	-	-	-	-	157
	18 PT Java Raya Reasuransi Broker **)	-	-	-	-	-	-	-	-	-	-	-	-	-
	19 PT Mandiri International	-	-	-	-	-	-	-	-	-	-	-	-	-
	20 PT Mega Jasa Reinsurance Brokers	-	-	-	-	-	-	141	745	-	-	507	3,086	63
	21 PT Paragon Reinsurance Brokers	-	-	-	-	-	-	-	-	-	-	-	-	-
	22 PT Parate Internasional	-	-	-	-	-	-	-	-	-	-	-	-	-
	23 PT Peranas Agung	-	-	123	1,357	1,044	11,481	-	-	-	6,513	10	416	-
	24 PT Pialang Reasuransi Dekal Indonesia Brokers	-	-	-	-	-	-	-	-	-	-	-	-	-
	25 PT Proteksi Wahana Sembosa	-	-	40	399	-	-	111	910	55	190	3	934	-
	26 PT Simas Reinsurance Brokers	-	-	-	-	-	-	980	10,201	99	891	-	-	-
	27 PT Tala Re International	-	-	-	-	-	-	6	39	6	39	-	0	-
	28 PT Tinny Re	-	-	-	-	-	-	19	511	63	548	-	1,379	-
	29 PT United Pialang Reasuransi	-	-	-	-	-	-	-	-	-	-	-	-	-
	30 PT Viva Broker Reasuransi Indonesia ***)	-	-	-	-	-	-	-	-	-	-	-	-	-
	<b>JUMLAH / SUB TOTAL III</b>	<b>37</b>	<b>1,689</b>	<b>426</b>	<b>3,182</b>	<b>1,089</b>	<b>12,357</b>	<b>5,244</b>	<b>52,266</b>	<b>2,532</b>	<b>29,126</b>	<b>5,327</b>	<b>28,824</b>	<b>2,354</b>
	<b>JUMLAH SELURUHNYA / GRAND TOTAL</b>	<b>252</b>	<b>7,818</b>	<b>9,071</b>	<b>78,081</b>	<b>4,827</b>	<b>98,328</b>	<b>43,354</b>	<b>400,838</b>	<b>47,872</b>	<b>466,477</b>	<b>252,345</b>	<b>2,236,906</b>	<b>57,318</b>

\*) Tidak menyampaikan Laporan/Have Not Submitted Annual Re  
 \*\*) Pencabutan Izin Usaha Tahun 2012/Licenses have been revc  
 \*\*\*) Pemberian Izin Usaha Tahun 2012/New licence at the end 21

**Usaha Pialang Asuransi dan Reasuransi**  
Insurance and Reinsurance Brokerage

**TABEL : 7.2 / TABLE : 7.2**  
**REKAPITULASI PREMI DAN KOMISI TAHUN 2012**  
RECAPITULATION OF PREMIUMS AND COMMISSIONS

Dalam Jutaan Rupiah  
In Million Rupiah

No	NAMA PERUSAHAAN NAME OF COMPANY	/ Credit		Suretyship		Aneka / Others		TOTAL	
		Premi	Komisi	Premi	Komisi	Premi	Komisi	Premi	Komisi
		Premium	Commission	Premium	Commission	Premium	Commission	Premium	Commission
(1)	(2)	(26)	(27)	(28)	(29)	(30)	(31)	(32)	
<b>PERUSAHAAN PIALANG ASURANSI SWASTA NAS</b>									
<b>NATIONAL PRIVATE INSURANCE BROKERS</b>									
1	PT AA Pialang Asuransi	-	2,394	4,666	1,034	3,769	7,690	19,378	
2	PT Abadi Proteksindo Artha	-	-	-	16	99	60	624	
3	PT Adi Antara Asia	-	-	-	681	6,821	11,865	98,125	
4	PT Advis Terapan Proteksindo	3,140	-	-	12	62	2,648	18,454	
5	PT Aigra Insurance Brokers	-	-	-	163	650	356	2,584	
6	PT Andika Mitra Sejati ***)	-	-	-	-	-	-	-	
7	PT Andromeda International	-	-	-	-	-	2	3	
8	PT Antar Nusa Proteksi	-	-	-	-	-	392	47	
9	PT Antara Intermediary Indonesia	-	81	195	40	306	4,751	25,757	
10	PT Anugerah Bersama Berkah Abadi	-	-	-	1	-	3,471	-	
11	PT Anugrah Atma Adiguna	-	-	-	-	-	1,166	6,322	
12	PT Anugrah Medal Broker	-	-	-	-	-	637	5,160	
13	PT Artha Raharja Insurance Broker	-	60	1,373	290	1,067	1,680	9,573	
14	PT Asia Finance Risk	-	-	-	46	230	333	1,872	
15	PT Asia International Insurance Brokers	-	-	-	-	-	173	-	
16	PT Asta Kanti	-	-	-	1	5	2,480	16,217	
17	PT Axle Asia	693	-	-	198	950	14,362	162,721	
18	PT Bahtera Mitra Jasa	-	-	-	17	118	441	2,462	
19	PT Best Proteksi Indonesia ***)	-	-	-	-	-	5,904	-	
20	PT BGLB Insurance Broker	-	-	-	287	1,434	9,000	49,483	
21	PT Bhineka Cipta Lestari	-	-	-	39	142	582	2,425	
22	PT Bina Dana Sejahtera	190	1	2	500	4,479	2,049	27,305	
23	PT Bina Kridatama Nusantara	-	0	1	108	2,843	2,801	19,623	
24	PT Bina Murindo Insurance Broker *)	-	-	-	-	-	-	-	
25	PT Binasentra Purna	-	307	3,877	883	3,810	61,684	416,925	
26	PT Brilliant Insurance Broker ***)	-	0	1	-	-	293	2,293	
27	PT Bringin Sejahtera Makmur	-	28	188	5,124	43,013	31,232	366,097	
28	PT Brocade Insurance Broker	85,577	97	492	-	-	11,919	88,794	
29	PT Buana Jasa Pratama	-	8	383	50	75	3,948	21,880	
30	PT Buana Lintas Persada	-	-	-	186	-	186	-	
31	PT Bumi Insurance Broker	-	-	-	779	4,224	811	4,667	
32	PT Caraka Mulia	-	-	-	504	4,476	6,438	69,033	
33	PT Central Antar Jasa	-	-	-	127	1,456	346	5,942	
34	PT Cipta Integra Duta	-	-	-	0	0	19,183	195,962	
35	PT Cipta Uni Jasa	-	-	-	-	-	4,538	49,583	
36	PT Dharma Honoris Raksa Pratama	-	-	-	3,450	9,146	7,704	43,182	
37	PT Dinamika Prima Servistama ***)	-	-	-	-	-	-	-	
38	PT Dinda Pradana Insurance Broker	-	-	-	995	6,631	1,539	10,263	
39	PT Dritama Brokerindo	-	-	-	17	70	2,304	11,452	
40	PT Duta Semesta Raya	-	-	-	174	852	20,542	135,554	
41	PT Estika Jasatama	-	16	281	61	991	9,712	100,283	
42	PT Experta Jamin Lindung Kencana	-	4	2	28	280	66	536	
43	PT Felima Orient Pacific	-	-	-	1	8	95	525	
44	PT Fislight Indonesia Insurance Broker	-	-	-	-	-	1,836	11,329	
45	PT Fred Marius Sabini Insurance Broker	-	-	-	303	1,784	3,148	15,398	

Dalam Jutaan Rupiah  
In Million Rupiah

No	NAMA PERUSAHAAN NAME OF COMPANY	/ Credit		Suretyship		Aneka / Others		TOTAL	
		Premi	Komisi	Premi	Komisi	Premi	Komisi	Premi	Komisi
		Premium	Commission	Premium	Commission	Premium	Commission	Premium	Commission
(1)	(2)	(26)	(27)	(28)	(29)	(30)	(31)	(32)	
46	PT Fresnel Perdana Mandiri	-	37	207	48	166	12,342	52,687	
47	PT Gelora Karya Jasatama	-	1	2	30	305	6,540	48,768	
48	PT Global Insurance Broker	-	-	-	-	-	877	5,077	
49	PT Global Risk Management	1,001	3	14	5	26	1,226	1	
50	PT Grasia Media Utama	-	-	-	30	200	32	210	
51	PT Hagati Brokerindo	-	-	-	0	1	1,562	12,862	
52	PT IB Insurance Broking	-	5,772	14,421	-	-	23,931	59,828	
53	PT IBS Insurance Broking Service	-	-	-	4,660	32,630	40,391	274,388	
54	PT Indomobil Insurance Consultant	-	-	-	186	1,467	1,269	11,858	
55	PT Indonesia Insurance Brokers	-	-	-	71	476	536	4,283	
56	PT Indosurance Broker Utama	-	-	-	783	2,848	30,793	199,120	
57	PT Inso Multi Pratama	67,631	-	-	-	-	10,539	70,212	
58	PT Insurance Broker Consultant International	-	-	-	-	-	87	580	
59	PT Inter Rajasa Putra	19	-	-	2	15	1,567	8,227	
60	PT Intercoastal Indonesia	-	-	-	-	-	1,060	7,070	
61	PT ISTPRO Inti Nusa	326	-	-	0	1	901	5,467	
62	PT Jasa Advisindo Sejahtera	1	263	590	0	2	422	1,607	
63	PT Java Insurance Brokers	7,270	-	-	10	49	1,632	7,885	
64	PT Jaya Proteksindo Sakti	-	-	-	454	2,049	10,504	46,121	
65	PT Jets Indonesia ***)	-	-	-	-	-	-	-	
66	PT Jupiter Insurance Broker and Consultant	-	-	-	263	2,810	1,365	11,846	
67	PT Kali Besar Raya Utama	7,803	-	-	4,725	63,880	75,707	595,701	
68	PT Krida Upaya Tunggal	-	-	-	137	3,372	9,156	86,346	
69	PT Laren Insurance Broker	-	6	28	-	-	380	1,676	
70	PT Lead Insurance Broker	-	-	-	50	192	733	3,277	
71	PT Liberty & General Risk Service ***)	-	-	-	-	-	-	-	
72	PT Lidean Pialang Asuransi ***)	-	1	1	2	8	75	422	
73	PT Lumbung Sari	-	-	-	916	8,204	3,444	39,436	
74	PT Madani Karsa Mandiri	-	-	-	826	4,034	6,505	77,328	
75	PT Magnus Mitra Sejahtera	-	-	-	38	162	2,456	13,356	
76	PT Maju Anugerah Proteksi	-	35	138	149	1,114	314	1,968	
77	PT Makna Mandiri Insurance Broker *)	-	-	-	-	-	-	-	
78	PT Manggala Artha Sejahtera	-	251	750	192	624	3,097	20,442	
79	PT Manunggal Bhakti Suci	-	190	565	1	620	1,306	6,341	
80	PT Megah Putra Manunggal	-	-	-	12	55	3,200	13,343	
81	PT Metanoia Mulia Agung	-	-	-	32	364	3,010	4,753	
82	PT Metropolitan Krida Jaya	-	-	-	-	-	653	2,375	
83	PT Mitra Dhana Atmharaksha	-	6	15	6	36	3,959	38,767	
84	PT Mitra Harmoni Insurance Broker	8,134	39	328	75	326	6,011	40,529	
85	PT Mitra Iswara & Rorimpandey	-	-	-	364	6,270	48,000	342,854	
86	PT Mitra Jasa Pratama	-	-	-	329	1,581	660	4,811	
87	PT Mitra Sentosa Paramaabadi	-	53	321	6	55	529	3,213	
88	PT Mitra Sinergi Proteksindo	7,921	256	1,280	-	-	2,675	11,717	
89	PT Mitramandiri Pialang Asuransi	-	-	-	1	5	342	2,801	
90	PT Multi Artha Insurance Brokers	7,738	265	-	-	-	9,926	40,914	
91	PT Multi Asih Pratama	-	-	-	125	951	1,548	6,146	
92	PT Multi Niaga Intermedia Proteksi	-	-	-	213	2,078	1,829	10,805	

Dalam Jutaan Rupiah  
In Million Rupiah

No	NAMA PERUSAHAAN NAME OF COMPANY	/ Credit		Suretyship		Aneka / Others		TOTAL	
		Premi	Komisi	Premi	Komisi	Premi	Komisi	Premi	
		Premium	Commission	Premium	Commission	Premium	Commission	Premium	
(1)	(2)	(26)	(27)	(28)	(29)	(30)	(31)	(32)	
93	PT Munich Lloyd International Brokers	-	-	-	7	55	1,835	8,688	
94	PT Mutiara Indonesia **)	-	-	-	-	-	-	-	
95	PT Nadi Jasa Pratama	-	-	-	-	-	560	-	
96	PT National Insurance Brokers	-	19	77	388	2,701	9,459	60,322	
97	PT Nugraha Perkasa Mandiri	-	0	1	-	-	470	2,625	
98	PT Nusadua Pialang Asuransi ***)	-	-	-	-	-	-	-	
99	PT Nusantara Insurance Broker & Consultant	15,254	-	-	52	-	6,169	28,521	
100	PT Pacific Indonesia Berjaya	-	-	-	6	60	5,819	25,964	
101	PT PAIB Indonesia ***)	-	-	-	-	-	-	-	
102	PT Paladin International	-	-	-	6,934	138,687	6,939	138,838	
103	PT Partnerindo Inti Cipta	-	9	10	-	-	4,418	18,864	
104	PT Pasindo Utama	-	-	-	-	-	-	-	
105	PT Pegasus Insurindo	-	-	-	17	114	99	619	
106	PT Penta Pro Indonesia	-	-	-	-	23	-	19,049	
107	PT Perdana Wahana Sentosa *)	-	-	-	-	-	-	-	
108	PT Perisai Bhakti Rahardjo	-	6	32	168	1,680	789	6,869	
109	PT Perisai Indonesia	-	0	25	-	-	1,286	8,322	
110	PT Pertani Sejahtera ***)	-	-	-	-	-	-	-	
111	PT Premier Investama Bersama	18	-	-	17	82	479	3,075	
112	PT Proasia Broker Asuransi	-	-	-	1	7	778	6,908	
113	PT Proteksi Antar Nusa	-	-	-	-	-	8,060	58,860	
114	PT Proteksi Pradana	-	-	-	8	38	719	4,571	
115	PT Proteksindo Broker Asuransi	8,722	-	-	-	-	1,552	14,889	
116	PT Rajawali Insurance Brokers	-	-	-	168	2,717	2,336	12,705	
117	PT Rajawali Pialang Asuransi	90	-	-	12	61	2,901	19,900	
118	PT Rama Mitra Jasa	-	4	3	7	28	8,288	46,585	
119	PT Rimas Proteksindo Utama	-	-	-	37	368	337	4,868	
120	PT Risk Services Indonesia	-	-	-	-	-	-	-	
121	PT Royal Imperium Broker Services	-	-	-	132	668	586	5,701	
122	PT Safe Insurance Brokers	-	-	-	14	154	46	358	
123	PT Saksama Arta	-	-	-	-	-	2,836	17,009	
124	PT Sapta Miles Indonesia	2,792	-	-	0	0	1,267	6,336	
125	PT Sarana Janesia Utama	-	672	2,155	1,963	33,184	31,942	531,700	
126	PT Satya Wahana Indonesia	76	4	19	0	3	1,929	10,122	
127	PT Sedana Pasifik Servistama	-	-	-	5,384	55,631	10,043	105,158	
128	PT Sehat Mitra Realita Indonesia Wali Nusa	-	1	6	9	56	335	2,884	
129	PT Sentana Mitra Kualita	-	-	-	-	-	1,221	12,674	
130	PT Shinta Inserve	-	1	7	-	-	262	1,760	
131	PT Siar Perdana Asuransi	-	-	-	-	-	872	1,422	
132	PT Sinergi Adi Utama ***)	167	-	-	-	958	-	2,429	
133	PT Sinergi Mitratama Proteksi ***)	-	-	-	-	-	-	-	
134	PT Sino Insurance Brokers	-	-	-	-	-	25	188	
135	PT Talisman Insurance Brokers	-	154	761	2,177	5,350	24,031	134,016	
136	PT Terraspan Indonesia	-	-	-	230	1,140	670	3,306	
137	PT Tigara Mitra Sejahtera	-	-	-	-	-	0	2	
138	PT Tri Dharma Proteksi	-	-	-	212	1,029	3,992	41,988	
139	PT Trust Insurance Broker	-	-	-	21	152	249	1,712	
140	PT Tugu Insurance Brokers	-	1,040	10,540	138	4,267	6,616	52,711	
141	PT United Insurance Services	3,833	-	-	4,978	(226)	47,347	5,023	
142	PT Vega Prima Insurindo	-	-	-	149	548	1,093	4,629	
143	PT Visi Bersama Serantau	10	-	-	1	4	1,134	7,253	
144	PT Web Proteksi Solusindo	-	-	-	37	88	466	2,255	
<b>JUMLAH / SUB TOTAL I</b>		<b>228,406</b>	<b>12,085</b>	<b>43,756</b>	<b>54,123</b>	<b>486,394</b>	<b>793,715</b>	<b>5,656,926</b>	



Dalam Jutaan Rupiah  
In Million Rupiah

No	NAMA PERUSAHAAN NAME OF COMPANY	/ Credit		Suretyship		Aneka / Others		TOTAL	
		Premi	Komisi	Premi	Komisi	Premi	Komisi	Premi	
		Premium	Commission	Premium	Commission	Premium	Commission	Premium	
(1)	(2)	(26)	(27)	(28)	(29)	(30)	(31)	(32)	
<b>PERUSAHAAN PIALANG ASURANSI PATUNGAN</b>									
<b>JOINT VENTURE INSURANCE BROKES</b>									
1	PT AON Indonesia	4,605	514	5,722	395	2,278	63,450	739,508	
2	PT Howden Insurance Brokers Indonesia	1,476	8	66	6	441	10,378	120,392	
3	PT Jardine Lloyd Thompson	-	-	-	2,983	20,291	63,069	854,165	
4	PT Marsh Indonesia	-	-	-	3,587	53,955	117,998	1,737,280	
5	PT Panasonic Insurance Service Indonesia	37	-	-	2	27	4,771	58,756	
6	PT Toyota Tsusho Insurance Broker Indonesia	-	-	-	468	4,356	13,321	110,579	
7	PT Willis Indonesia	-	-	-	5,058	41,893	40,907	455,807	
<b>JUMLAH / SUB TOTAL II</b>		<b>6,118</b>	<b>522</b>	<b>5,788</b>	<b>12,499</b>	<b>123,241</b>	<b>313,894</b>	<b>4,076,487</b>	
<b>PERUSAHAAN PIALANG REASURANSI</b>									
<b>REINSURANCE BROKERS</b>									
1	PT Adhi Lintas Tanase	-	-	-	1,003	4,988	9,386	53,027	
2	PT Adi Pratama Asia	-	19	228	57	1,200	919	13,664	
3	PT AON Benfield Indonesia	-	-	-	-	1,484	-	77,035	
4	PT Artha Dana Mandiri	-	-	-	17	300	1,870	17,318	
5	PT Asiare Binajasa	-	-	-	835	4,348	3,741	14,443	
6	PT Asrinda Arthasangga	-	-	-	-	-	46	53	
7	PT Best One Asia Reinsurance Brokers	3,497	3	29	12	110	1,565	10,592	
8	PT Chartered Reinsurance Brokers	-	-	-	-	-	2	28	
9	PT Cipta Colemon Asia Reinsurance Broker	-	-	-	-	-	1,118	7,355	
10	PT Energi Mandiri Internasional ***)	-	-	-	-	-	-	-	
11	PT Esa Bina sejati	3,821	-	-	75	505	3,684	44,515	
12	PT Fortice Adhitama ***)	-	-	-	-	-	954	-	
13	PT Hanofer Indonesia	-	21	174	122	1,399	3,133	16,295	
14	PT Holmes Reinsurance Brokers	-	124	269,583	122	602	1,833	275,126	
15	PT IBS Reinsurance Brokers	-	-	-	2,431	38,084	3,009	64,649	
16	PT Ibu Reinsurance Broker Utama	-	-	-	-	-	4,317	29,838	
17	PT Jasa Cipta Rembaka	3,739	527	7,072	2,828	36,773	11,708	176,915	
18	PT Java Raya Reasuransi Broker **)	-	-	-	-	-	-	-	
19	PT Mandiri International	-	-	-	-	-	-	-	
20	PT Mega Jasa Reinsurance Brokers	372	-	-	2,299	16,994	11,433	41,311	
21	PT Paragon Reinsurance Brokers	-	-	-	1	15	526	3,468	
22	PT Parare Internasional	-	-	-	9	156	9	156	
23	PT Peranas Agung	-	-	-	-	-	2,172	43,493	
24	PT Pialang Reasuransi Dekai Indonesia Brokers	-	-	-	1,211	4,693	2,056	9,707	
25	PT Proteksi Wahana Sentosa	-	-	-	2	350	734	10,772	
26	PT Simas Reinsurance Brokers	-	-	-	130	1,541	14,082	71,168	
27	PT Tala Re International	1	-	-	87	1,123	230	3,244	
28	PT Trinity Re	25,200	333	1,017	1,193	18,830	5,439	137,949	
29	PT United Pialang Reasuransi	-	-	-	-	-	-	-	
30	PT Viva Broker Reasuransi Indonesia ***)	-	-	-	-	-	-	-	
<b>JUMLAH / SUB TOTAL III</b>		<b>36,629</b>	<b>1,026</b>	<b>278,102</b>	<b>12,435</b>	<b>133,495</b>	<b>83,964</b>	<b>1,122,119</b>	
<b>JUMLAH SELURUHNYA / GRAND TOTAL</b>		<b>271,153</b>	<b>13,633</b>	<b>327,646</b>	<b>79,057</b>	<b>743,130</b>	<b>1,191,574</b>	<b>10,855,532</b>	

\*) Tidak menyampaikan Laporan/Have Not Submitted Annual Re

\*\*) Pencabutan Izin Usaha Tahun 2012/Licenses have been revo

\*\*\*) Pemberian Izin Usaha Tahun 2012/New licence at the end 2l

**Usaha Pialang Asuransi dan Reasuransi**  
Insurance and Reinsurance Brokerage

**TABEL : 7.3 / TABLE 7.3**  
**REKAPITULASI NERACA PER 31 DESEMBER 2012**  
RECAPITULATION OF BALANCE SHEET AS AT DECEMBER 31, 2012

Dalam Ribuan Rupiah In Thousand Rupiah					
NO.	NAMA PERUSAHAAN NAME OF COMPANIES	INVESTASI INVESTMENT	JUMLAH AKTIVA TOTAL ASSET	JUMLAH LIABILITAS TOTAL LIABILITY	MODAL SENDIRI EQUITY
(1)	(2)	(3)	(4)	(5)	(6)
<b>PERUSAHAAN PIALANG ASURANSI SWASTA NASIONAL</b> <b>NATIONAL PRIVATE INSURANCE BROKERS</b>					
1	PT AA Pialang Asuransi	850,750	4,399,625	579,322	3,820,303
2	PT Abadi Proteksindo Artha	-	2,358,707	929,033	1,429,674
3	PT Adi Antara Asia	-	20,736,844	16,259,220	4,477,624
4	PT Advis Terapan Proteksindo	-	11,292,511	8,806,812	2,485,699
5	PT Aigra Insurance Brokers	-	1,571,561	396,074	1,175,486
6	PT Andika Mitra Sejati ***)	-	-	-	-
7	PT Andromeda International	-	1,275,715	3,143	1,272,573
8	PT Antar Nusa Proteksi	-	1,033,428	2,031	1,031,396
9	PT Antara Intermediary Indonesia	-	14,207,519	11,110,323	3,097,196
10	PT Anugerah Bersama Berkah Abadi	-	15,472,437	14,037,549	1,434,887
11	PT Anugrah Atma Adiguna	-	4,181,257	2,557,991	1,623,266
12	PT Anugrah Medal Broker	-	3,030,331	1,918,846	1,111,485
13	PT Artha Raharja Insurance Broker	744,300	4,227,680	2,888,718	1,338,962
14	PT Asia Finance Risk	-	1,024,413	-	1,024,413
15	PT Asia International Insurance Brokers	-	1,627,527	-	1,627,527
16	PT Asta Kanti	-	5,389,354	3,327,855	2,061,499
17	PT Axle Asia	5,366,850	101,835,659	96,273,329	5,562,330
18	PT Bahtera Mitra Jasa	26,356	1,292,936	69,385	1,223,551
19	PT Best Proteksi Indonesia ***)	-	4,522,758	2,777,382	1,745,376
20	PT BGIB Insurance Broker	896,077	63,647,672	57,145,910	6,501,762
21	PT Bhineka Cipta Lestari	1,025,000	1,979,733	231,738	1,747,995
22	PT Bina Dana Sejahtera	1,500,000	9,701,300	7,820,251	1,881,049
23	PT Bina Kridatama Nusantara	-	8,506,110	5,778,336	2,727,774
24	PT Bina Murindo Insurance Broker *)	-	-	-	-
25	PT Binasentra Purna	33,100,151	80,382,831	29,099,777	51,283,054
26	PT Brilliant Insurance Broker ***)	-	2,603,659	1,573,265	1,030,395
27	PT Bringin Sejahtera Makmur	21,400,000	122,286,711	92,334,933	29,951,778
28	PT Brocade Insurance Broker	-	8,836,751	5,625,740	3,211,011
29	PT Buana Jasa Pratama	721,720	9,643,739	6,916,669	2,727,070
30	PT Buana Lintas Persada	-	1,322,339	164,083	1,158,256
31	PT Bumi Insurance Brokers	-	9,243,209	6,195,987	3,047,222
32	PT Caraka Mulia	7,400,000	30,548,934	20,730,504	9,818,430
33	PT Central Antar Jasa	354,000	1,165,012	125,730	1,039,281
34	PT Cipta Integra Duta	4,694,425	38,255,905	23,356,072	14,899,833
35	PT Cipta Uni Jasa	-	9,511,463	6,574,244	2,937,219
36	PT Dharna Honoris Raksa Pratama	-	17,581,476	12,843,948	4,737,527
37	PT Dinamika Prima Servistama ***)	-	-	-	-
38	PT Dinda Pradana Insurance Broker	523,564	3,756,594	2,100,534	1,656,060
39	PT Dritama Brokerindo	-	3,932,870	1,238,840	2,694,030
40	PT Duta Semesta Raya	16,398,725	45,844,321	23,690,284	22,154,037
41	PT Estika Jasatama	11,430,000	17,186,028	5,367,412	11,818,616
42	PT Experta Jamin Lindung Kencana	-	1,049,025	66,364	982,661
43	PT Felima Orient Pacific	-	2,339,004	14,002	2,325,002
44	PT Fistlight Indonesia Insurance Broker	-	5,809,459	3,552,719	2,256,740
45	PT Fred Marius Sabini Insurance Broker	-	8,476,549	7,278,041	1,198,508
46	PT Fresnel Perdana Mandiri	500,000	6,789,874	5,192,664	1,597,210
47	PT Gelora Karya Jasatama	310,000	7,183,077	3,253,960	3,929,117
48	PT Global Insurance Broker	-	1,849,404	1,381,786	467,617
49	PT Global Risk Management	1,000,000	2,958,412	1,414,611	1,543,800
50	PT Grasia Media Utama	-	918,254	2,000	916,254
51	PT Hagati Brokerindo	-	2,542,093	61,831	2,480,262
52	PT IB Insurance Broking	-	37,178	4,529	32,649
53	PT IBS Insurance Broking Service	44,772,730	163,380,843	110,815,418	52,565,425
54	PT Indomobil Insurance Consultant	4,781,065	5,675,889	1,153,793	4,522,096
55	PT Indonesia Insurance Brokers	-	1,644,974	571,121	1,073,852
56	PT Indosurance Broker Utama	43,343,211	91,274,159	27,071,409	64,202,750
57	PT Inscos Multi Pratama	351,500	16,269,802	13,978,649	2,291,154
58	PT Insurance Broker Consultant International	-	1,139,624	494,135	645,489
59	PT Inter Rajasa Putra	-	2,224,747	1,109,938	1,114,808
60	PT Intercoastal Indonesia	-	1,890,656	638,339	1,252,317
61	PT ISTPRO Inti Nusa	-	1,714,877	631,315	1,083,562
62	PT Jasa Advisindo Sejahtera	-	2,094,276	1,063,266	1,031,010
63	PT Java Insurance Brokers	-	4,240,247	1,450,616	2,789,631
64	PT Jaya Proteksindo Sakti	712,220	18,116,500	16,952,703	1,163,797

Dalam Ribuan Rupiah

In Thousand Rupiah

NO.	NAMA PERUSAHAAN NAME OF COMPANIES	INVESTASI INVESTMENT	JUMLAH AKTIVA TOTAL ASSET	JUMLAH LIABILITAS TOTAL LIABILITY	MODAL SENDIRI EQUITY
(1)	(2)	(3)	(4)	(5)	(6)
65	PT Jets Indonesia ***)	-	1,020,810	238,185	782,625
66	PT Jupiter Insurance Broker and Consultant	815,778	7,402,903	5,599,555	1,803,348
67	PT Kali Besar Raya Utama	43,638,329	266,593,289	166,040,936	100,552,353
68	PT Krida Upaya Tunggal	205,000	6,761,412	3,512,961	3,248,451
69	PT Laren Insurance Broker	-	2,069,014	677,474	1,391,540
70	PT Lead Insurance Broker	-	1,385,659	251,473	1,134,186
71	PT Liberty & General Risk Service ****)	-	-	-	-
72	PT Lidean Pialang Asuransi ****)	-	1,290,363	280,747	1,009,616
73	PT Lumbung Sari	11,214,569	24,706,704	11,677,727	13,028,977
74	PT Madani Karsa Mandiri	8,500,000	15,644,718	10,796,820	4,847,898
75	PT Magnus Mitra Sejahtera	-	5,006,227	3,793,212	1,213,015
76	PT Maju Anugerah Proteksi	-	1,241,822	32,559	1,209,263
77	PT Makna Mandiri Insurance Broker *)	-	-	-	-
78	PT Manggala Artha Sejahtera	3,500,000	6,975,696	1,781,788	5,193,908
79	PT Manunggal Bhakti Suci	300,000	8,012,969	789,145	7,223,824
80	PT Megah Putra Manunggal	43,566,328	51,807,958	3,088,266	48,719,692
81	PT Metanoia Mulia Agung	-	2,323,782	953,923	1,369,859
82	PT Metropolitan Krida Jaya	-	1,547,973	446,199	1,101,774
83	PT Mitra Dhana Atmharaksha	-	6,732,807	3,181,445	3,551,362
84	PT Mitra Harmoni Insurance Broker	4,600,000	7,774,231	2,651,329	5,122,903
85	PT Mitra Iswara & Rorimpandey	17,282,070	53,719,253	9,385,749	44,333,504
86	PT Mitra Jasa Pratama	50,000	2,056,355	1,022,302	1,034,054
87	PT Mitra Sentosa Paramaabadi	-	1,372,074	222,320	1,149,754
88	PT Mitra Sinergi Proteksindo	150,000	2,240,058	1,188,806	1,051,253
89	PT Mitramandiri Pialang Asuransi	940,819	1,998,223	849,135	1,149,088
90	PT Multi Artha Insurance Brokers	15,000	9,422,011	6,509,905	2,912,108
91	PT Multi Asih Pratama	1,117,953	3,093,489	1,020,618	2,072,871
92	PT Multiniaga Intermedia Proteksi	14,000	4,572,803	3,061,019	1,511,784
93	PT Munich Lloyd International Brokers	-	5,012,356	2,852,191	2,160,166
94	PT Mutiara Indonesia **)	-	-	-	-
95	PT Nadi Jasa Pratama	-	1,494,266	68,654	1,425,612
96	PT National Insurance Brokers	100,000	4,165,567	1,978,362	2,187,205
97	PT Nugraha Perkasa Mandiri	100,858	1,725,324	712,768	1,012,556
98	PT Nusadua Pialang Asuransi ****)	-	-	-	-
99	PT Nusantara Insurance Broker & Consultant	-	11,824,848	9,137,625	2,687,223
100	PT Pacific Indonesia Berjaya	1,018,032	16,436,622	11,121,871	5,314,751
101	PT PAIB Indonesia ***)	-	-	-	-
102	PT Paladin International	180,051	11,832,590	3,216,313	8,616,277
103	PT Partnerindo Inti Cipta	-	2,983,147	730,665	2,252,482
104	PT Pasindo Utama	-	914,760	835	913,925
105	PT Pegasus Insurindo	-	2,817,456	1,668,648	1,148,808
106	PT Penta Pro Indonesia	-	6,645,632	3,963,923	2,681,709
107	PT Perdana Wahana Sentosa	-	3,364,490	2,003,229	1,361,261
108	PT Perisai Bhakti Rahardjo	-	2,034,707	588,050	1,446,657
109	PT Perisai Indonesia	100,000	4,237,974	1,662,348	2,575,625
110	PT Pertani Sejahtera ***)	-	-	-	-
111	PT Premier Investama Bersama	-	1,815,730	600,830	1,214,899
112	PT Proasia Broker Asuransi	-	3,810,318	2,627,717	1,182,601
113	PT Proteksi Antar Nusa	-	5,872,776	4,167,206	1,705,570
114	PT Proteksi Pradana	-	2,331,127	648,239	1,682,888
115	PT Proteksindo Broker Asuransi	-	4,427,683	2,950,099	1,477,584
116	PT Rajawali Insurance Brokers	-	4,286,899	1,111,745	3,175,153
117	PT Rajawali Pialang Asuransi	1,000,800	3,227,025	697,168	2,529,857
118	PT Rama Mitra Jasa	-	4,054,226	2,337,120	1,717,105
119	PT Rimas Proteksindo Utama	2,000,000	2,200,413	907,720	1,292,693
120	PT Risk Services Indonesia	-	1,174,787	885	1,173,902
121	PT Royal Imperium Broker Services	-	3,932,853	2,703,656	1,229,197
122	PT Safe Insurance Brokers	800,000	2,365,562	177,582	2,187,980
123	PT Saksama Arta	-	5,731,245	2,609,072	3,122,173
124	PT Sapta Miles Indonesia	-	3,421,284	2,230,878	1,190,407
125	PT Sarana Janesia Utama	3,000,000	84,531,007	73,431,862	11,099,146
126	PT Satya Wahana Indonesia	194,175	5,697,814	4,229,413	1,468,401
127	PT Sedana Pasifik Servistama	6,485	41,060,019	38,575,366	2,484,653
128	PT Sehati Mitra Realita Indonesia Wali Nusa	100,000	3,000,357	1,882,008	1,118,349
129	PT Sentana Mitra Kualita	-	2,312,319	995,743	1,316,575
130	PT Shinta Inserve	15,822	2,242,625	1,102,630	1,139,996
131	PT Siar Perdana Asuransi	-	1,400,310	329,711	1,070,599
132	PT Sinergi Adi Utama ****)	-	1,525,491	515,788	1,009,703
133	PT Sinergi Mitratama Proteksi ****)	-	-	-	-
134	PT Sino Insurance Brokers	750,000	1,118,670	77,343	1,041,327
135	PT Talisman Insurance Brokers	5,932,284	58,100,047	39,742,005	18,358,042
136	PT Terraspan Indonesia	1,000,000	1,516,431	94,315	1,422,116
137	PT Tigara Mitra Sejahtera	1,000,000	1,237,114	27,570	1,209,544
138	PT Tri Dharma Proteksi	810,000	9,751,767	6,553,261	3,198,506
139	PT Trust Insurance Broker	-	2,326,893	958,900	1,367,993
140	PT Tuqu Insurance Brokers	3,325,250	19,175,272	12,401,527	6,773,745
141	PT United Insurance Services	4,098,860	17,887,545	10,053,081	7,834,464
142	PT Vega Prima Insurindo	-	4,185,721	2,137,622	2,048,100
143	PT Visi Bersama Serantau	450,000	5,089,571	3,215,130	1,874,441
144	PT Web Proteksi Solusindo	290,000	2,066,073	1,034,828	1,031,246
<b>SUB TOTAL I</b>		<b>364,385,109</b>	<b>1,920,175,158</b>	<b>1,168,891,578</b>	<b>751,283,579</b>

Dalam Ribuan Rupiah

In Thousand Rupiah

NO.	NAMA PERUSAHAAN NAME OF COMPANIES	INVESTASI INVESTMENT	JUMLAH AKTIVA TOTAL ASSET	JUMLAH LIABILITAS TOTAL LIABILITY	MODAL SENDIRI EQUITY
(1)	(2)	(3)	(4)	(5)	(6)
PERUSAHAAN PIALANG ASURANSI PATUNGAN JOINT VENTURE INSURANCE BROKES					
1	PT AON Indonesia	52,907,950	201,191,101	159,952,323	41,238,778
2	PT Howden Insurance Brokers Indonesia	-	41,356,778	39,937,504	1,419,275
3	PT Jardine Lloyd Thompson	15,018,687	297,406,962	268,286,792	29,120,170
4	PT Marsh Indonesia	8,314,508	413,229,709	340,030,178	73,199,531
5	PT Panasonic Insurance Service Indonesia	9,531,555	11,638,806	320,287	11,318,519
6	PT Toyota Tsusho Insurance Broker Indonesia	2,000,000	43,452,886	32,202,639	11,250,248
7	PT Willis Indonesia	-	132,147,276	85,690,340	46,456,936
<b>SUB TOTAL I</b>		<b>87,772,700</b>	<b>1,140,423,518</b>	<b>926,420,063</b>	<b>214,003,457</b>
PERUSAHAAN PIALANG REASURANSI REINSURANCE BROKERS					
1	PT Adhi Lintas Tanase	-	28,467,769	22,569,977	5,897,792
2	PT Adi Pratama Asia	1,035,000	4,056,251	2,381,118	1,675,133
3	PT AON Benfield Indonesia	4,500,000	8,709,796	1,060,347	7,649,449
4	PT Artha Dana Mandiri	500,000	2,512,790	1,173,389	1,339,401
5	PT Asiare Binajasa	75,313	7,006,826	4,728,345	2,278,481
6	PT Asrinda Arthasangga	21,246,698	36,421,070	32,552,975	3,868,095
7	PT Best One Asia Reinsurance Brokers	1,000,000	7,349,844	5,724,930	1,624,915
8	PT Chartered Reinsurance Brokers	-	1,452,657	310,292	1,142,366
9	PT Cipta Colemon Asia Reinsurance Broker	-	3,841,326	2,807,195	1,034,131
10	PT Energi Mandiri Internasional ***)	950,000	1,186,371	117,612	1,068,758
11	PT Esa Bina sejati	902,145	9,473,019	6,402,333	3,070,686
12	PT Fortice Adhitama ***)	-	1,360,981	4,274	1,356,707
13	PT Hanofer Indonesia	-	12,953,508	11,002,596	1,950,910
14	PT Holmes Reinsurance Brokers	-	3,040,301	1,840,980	1,199,321
15	PT IBS Reinsurance Brokers	10,445,953	36,199,850	25,292,320	10,907,530
16	PT Ibu Reinsurance Broker Utama	8,233,005	14,903,166	10,227,167	4,675,998
17	PT Jasa Cipta Rembaka	15,071,840	40,966,812	32,232,941	8,733,871
18	PT Java Raya Reasuransi Broker **)	-	-	-	-
19	PT Mandirire International	-	2,340,299	1,825,749	514,550
20	PT Mega Jasa Reinsurance Brokers	1,700,000	15,201,853	8,460,580	6,741,273
21	PT Paragon Reinsurance Brokers	1,690,526	2,765,255	891,380	1,873,874
22	PT Parare Internasional	-	9,277,411	8,137,701	1,139,710
23	PT Peranas Agung	20,350,000	36,567,183	10,593,870	25,973,312
24	PT Pialang Reasuransi Dekai Indonesia	750,000	9,659,788	5,658,759	4,001,029
25	PT Proteksi Wahana Sentosa	-	8,058,139	6,883,658	1,174,481
26	PT Simas Reinsurance Brokers	12,284,200	57,140,559	37,260,117	19,880,442
27	PT Tala Re International	50,000	22,662,683	21,425,648	1,237,035
28	PT Trinity Re	1,385,200	51,060,133	49,104,406	1,955,727
29	PT United Pialang Reasuransi	-	1,050,240	-	1,050,240
30	PT Viva Broker Reasuransi Indonesia ***)	-	-	-	-
<b>SUB TOTAL III</b>		<b>102,169,880</b>	<b>435,685,881</b>	<b>310,670,660</b>	<b>125,015,219</b>
<b>TOTAL</b>		<b>554,327,689</b>	<b>3,496,284,557</b>	<b>2,405,982,302</b>	<b>1,090,302,255</b>

\*) Tidak menyampaikan Laporan/Have Not Submitted Annual Report

\*\*) Pencabutan Izin Usaha Tahun 2012/Licenses have been revoked at the end 2012

\*\*\*) Pemberian Izin Usaha Tahun 2012/New licence at the end 2012

TABEL : 7.4 / TABLE 7.4  
REKAPITULASI PERHITUNGAN LABA/RUGI TAHUN 2012  
RECAPITULATION OF PROFIT / LOSS IN 2012

NO.	NAMA PERUSAHAAN NAME OF COMPANIES	PENDAPATAN KOMISI COMMISSIONS INCOME	HASIL INVESTASI INVESTMENT INCOME	HASIL LAINNYA OTHER INCOME	JUMLAH PENDAPATAN TOTAL INCOME	BIAYA OPERASI OPERATION EXPENSES	BIAYA LAINNYA OTHER EXPENSES	LABA / RUGI PROFIT & LOSS
<b>PERUSAHAAN PIALANG ASURANSI SWASTA NASIONAL</b>								
<b>NATIONAL PRIVATE INSURANCE BROKERS</b>								
1	PT AA Pialang Asuransi	7.690.288	-	2.700	7.692.987	6.147.071	838.972	706.944
2	PT Abadi Proteksindo Artha	99.530	-	248.583	308.113	405.639	-	(97.426)
3	PT Adi Antara Asia	11.864.740	-	384.409	12.249.149	11.134.990	240.832	873.326
4	PT Advus Terapan Proteksindo	2.717.829	-	1.062.792	3.780.621	3.661.630	60.584	58.407
5	PT Algra Insurance Brokers	335.900	-	427	336.327	305.648	-	42.660
6	PT Andika Mitra Sejati ***	-	-	-	-	-	-	-
7	PT Andromeda International	1.702	-	1.702	1.702	104.129	-	(102.427)
8	PT Antar Nusa Proteksi	394.078	-	400.129	794.207	932.896	-	(138.789)
9	PT Antara Intermediary Indonesia	4.750.377	-	460.875	5.211.252	4.446.432	129.977	634.843
10	PT Anugerah Bersama Berkah Abadi	3.471.475	-	1.329	3.472.804	3.376.314	15.086	81.404
11	PT Anugerah Alma Adiguna	1.187.526	-	16.099	1.203.625	681.528	1.680	520.517
12	PT Anugerah Medal Broker	637.278	11.455	369.297	1.018.030	1.019.292	8.743	(10.005)
13	PT Artha Raharia Insurance Broker	1.700.218	28.876	106.243	1.835.337	1.355.092	107.876	372.369
14	PT Asia Finance Risk	333.087	-	1.177	334.264	535.810	-	(201.547)
15	PT Asia International Insurance Brokers	173.207	-	826	174.033	220.208	49.450	(95.625)
16	PT Asia Kanti	2.479.879	-	372.430	2.852.309	2.297.873	150.797	403.639
17	PT Axle Asia	14.438.690	44.278	16.258	14.499.226	11.755.693	533.389	2.210.144
18	PT Bahera Mitra Jasa	440.571	917	191.975	633.464	540.024	26.785	66.655
19	PT Best Proteksi Indonesia ***	5.904.411	-	139.279	6.043.690	4.914.717	440.988	687.985
20	PT BGIB Insurance Broker	8.989.712	-	181.725	9.181.437	7.681.377	843.143	656.917
21	PT Bhineka Cipta Lestari	582.819	40.727	6.554	630.100	278.535	22.901	328.664
22	PT Bina Dana Sejahtera	2.049.111	92.394	201.278	2.342.783	2.010.376	42.865	289.542
23	PT Bina Kidatama Nusantara	2.572.587	-	1.667.413	4.240.000	3.621.593	60.384	558.023
24	PT Bina Murindo Insurance Broker *	-	-	-	-	-	-	-
25	PT Binaesentra Puna	61.663.823	1.125.406	26.431.713	89.240.942	42.328.881	12.131.270	34.780.791
26	PT Brilliant Insurance Broker ***	304.742	-	-	304.742	270.982	3.365	30.395
27	PT Brinigit Sejahtera Makmur	31.230.658	1.176.240	743.956	33.150.854	14.709.954	4.842.446	13.598.454
28	PT Brocade Insurance Broker	11.919.409	-	457.379	12.376.788	12.029.771	-	347.017
29	PT Buana Jasa Pratama	3.947.559	52.448	26.695	4.026.702	3.483.025	384.949	148.728
30	PT Buana Linias Persada	790.107	-	20.983	811.090	943.150	14.186	(146.246)
31	PT Bumi Insurance Brokers	811.291	-	623.716	1.435.007	1.013.864	408.609	12.733
32	PT Careka Mulla	5.852.343	192.738	6.912.544	5.334.501	5.334.501	690.866	887.177
33	PT Central Antar Jasa	346.545	16.453	398.983	761.981	747.532	-	14.449
34	PT Cipta Integra Duta	19.183.180	782.386	198.454	20.164.020	17.247.007	559.071	2.357.942
35	PT Cipta Uni Jasa	4.157.945	-	-	4.157.945	4.205.944	88.440	(136.439)
36	PT Dharma Honoris Raesa Pratama	7.523.761	-	26.015	7.549.776	6.428.526	194.422	926.828
37	PT Dinamika Prima Servistama ***	-	-	-	-	-	-	-
38	PT Dinda Pradana Insurance Broker	1.539.448	19.993	40.558	1.600.000	1.412.888	3.491	183.622
39	PT Drita Insurance Broker	2.304.501	-	-	2.304.501	1.565.557	112.145	626.799
40	PT Duta Semesta Raya	20.542.500	248.767	1.114.628	21.905.895	13.210.862	1.868.192	6.826.841
41	PT Estika Jasatama	9.712.411	1.717.388	484.143	11.913.942	8.989.639	521.698	2.402.605

(1)	(2)	(3)	(4)	(5)	(6)	(7)	(8)	(9)
NO.	NAMA PERUSAHAAN NAME OF COMPANIES	PENDAPATAN KOMISI COMMISSIONS INCOME	HASIL INVESTASI INVESTMENT INCOME	HASIL LAINNYA OTHER INCOME	JUMLAH PENDAPATAN TOTAL INCOME	BIAYA OPERASI OPERATION EXPENSES	BIAYA LAINNYA OTHER EXPENSES	LABA / RUGI PROFIT & LOSS
42	PT Experta Jamin Lindung Kencana	65,790	-	-	65,790	119,895	(12,732)	(41,373)
43	PT Felina Orient Pacific	93,996	-	1,771	95,727	988,346	2,306	(904,924)
44	PT Fislight Indonesia Insurance Broker	1,835,723	-	-	1,835,723	1,633,299	39,421	163,003
45	PT Fried Marius Sabini Insurance Broker	3,142,643	14,101	293,057	3,449,801	3,340,229	74,920	34,553
46	PT Fresnel Perdana Mandiri	12,342,372	54,239	99,985	12,496,596	12,120,988	352,427	23,271
47	PT Geotra Karya Jasatama	6,540,866	27,775	514,177	7,082,838	6,446,018	352,728	313,092
48	PT Global Insurance Broker	877,007	-	-	877,007	2,114,837	29,111	(1,266,942)
49	PT Global Risk Management	1,249,155	3,222	(163)	1,252,214	1,210,665	6,205	35,344
50	PT Grasnia Media Utama	32,468	-	-	32,468	88,951	99,987	(156,470)
51	PT Hagati Brokembo	1,562,388	-	31,294	1,593,682	868,389	86,750	638,543
52	PT IB Insurance Broking	23,931	-	-	23,931	258,465	-	(234,534)
53	PT IBS Insurance Broking Service	40,391,230	1,283,645	3,763,959	45,438,834	41,252,963	1,791,097	2,394,774
54	PT Indomobil Insurance Consultant	2,990,863	334,839	1,467	3,327,159	2,550,934	140,948	635,277
55	PT Indonesia Insurance Brokers	537,331	-	250,065	787,396	802,980	23,109	(38,693)
56	PT Indosurance Broker Utama	33,653,451	4,641,745	1,541,971	39,837,167	26,675,082	2,346,120	10,815,965
57	PT Inscoc Multi Pralama	10,539,075	-	-	10,539,075	10,548,619	(40,884)	31,340
58	PT Insurance Broker Consultant International	259,794	6,593	171,565	437,952	804,681	11,728	(378,457)
59	PT Inter Rajasa Putra	1,565,355	-	-	1,565,355	1,435,649	32,130	97,575
60	PT Intercoastal Indonesia	2,029,984	-	-	2,029,984	2,167,149	88,135	(225,290)
61	PT ISTPRO Inti Nusa	901,140	-	6,844	907,984	867,117	3,225	37,642
62	PT Jasa Advindo Sejahtera	379,273	-	-	379,273	945,467	(193,724)	(432,470)
63	PT Jaya Insurance Brokers	1,632,107	-	152,176	1,784,283	1,102,524	176,083	505,677
64	PT Jaya Proteksindo Sakti	11,100,390	6,973	90,410	11,197,773	10,644,540	100,361	452,872
65	PT Jets Indonesia ***)	105,534	-	102,429	207,964	413,489	11,849	(217,374)
66	PT Jupiter Insurance Broker and Consultant	1,364,865	53,723	27,433	1,448,021	1,356,665	49,295	42,061
67	PT Kail Besar Raya Utama	75,706,580	4,390,413	4,229,675	84,326,668	41,811,650	10,184,486	32,330,512
68	PT Krida Upaya Tunggal	9,155,864	28,139	390,324	9,574,327	8,001,274	467,047	1,106,006
69	PT Laren Insurance Broker	378,884	-	45,230	424,124	395,992	2,975	25,157
70	PT Lead Insurance Broker	733,048	-	19,669	752,717	818,558	1,223	(67,064)
71	PT Liberty & General Risk Service ***)	-	-	-	-	-	-	-
72	PT Lidean Pialang Asuransi ***)	74,681	-	-	74,681	63,692	1,374	9,615
73	PT Lumbung Sari	3,444,454	541,792	117,395	4,103,641	2,859,704	305,436	938,501
74	PT Madani Karasa Mandiri	6,504,624	276,086	-	6,780,710	6,200,236	92,102	488,372
75	PT Magnus Mitra Sejahtera	1,959,080	17,662	102,925	1,979,667	1,997,680	95,663	(113,676)
76	PT Maju Anugerah Proteksi	314,431	-	16,814	331,245	221,130	605	109,510
77	PT Makra Mandiri Insurance Broker *)	-	-	-	-	-	-	-
78	PT Manggala Atha Sejahtera	3,169,796	58,502	106,462	3,334,760	2,895,367	339,468	99,925
79	PT Marunggal Bhakti Suci	1,306,134	47,689	2,441,064	3,794,887	3,009,151	117,365	668,371
80	PT Megah Pura Manunggal	3,199,837	62,858	3,723,442	6,986,137	2,701,041	(75,314)	4,360,410
81	PT Melancia Mulia Agung	3,010,381	-	-	3,010,381	3,097,836	(115,821)	28,366
82	PT Metropolitan Krida Jaya	652,971	-	49,344	702,315	758,732	45,427	(101,844)
83	PT Mitra Dhane Amharaksha	3,959,194	-	36,468	3,995,662	3,640,961	291,949	62,772
84	PT Mitra Harmoni Insurance Broker	6,010,882	261,800	-	6,272,682	3,950,610	397,259	1,924,813
85	PT Mitra Iswara & Rompandey	47,999,849	573,058	820,686	49,393,793	27,275,143	5,124,678	16,993,972
86	PT Mitra Jasa Pratama	205,031	2,955	2,748	210,734	743,328	(11,664)	(521,320)
87	PT Mitra Sentosa Paramabadi	528,732	-	71,338	600,070	933,179	(5,851)	(327,256)
88	PT Mitra Sinergi Proteksindo	2,675,682	9,250	120,644	2,805,576	2,770,414	19,936	15,226
89	PT Mitramandiri Pialang Asuransi	341,863	17,115	96,253	455,231	417,150	11,423	26,656

NO.	NAMA PERUSAHAAN NAME OF COMPANIES	PENDAPATAN KOMISI COMMISSIONS INCOME		HASIL INVESTASI INVESTMENT INCOME		HASIL LAINNYA OTHER INCOME		JUMLAH PENDAPATAN TOTAL INCOME		BIAYA OPERASI OPERATION EXPENSES		BIAYA LAINNYA OTHER EXPENSES		LABA / RUGI PROFIT & LOSS	
		(3)	(4)	(5)	(6)	(7)	(8)	(9)							
90	PT Multi Artha Insurance Brokers	9.925.771	-	53.211	9.978.982	8.965.904	460.960	562.118							
91	PT Multi Asih Pratama	1.547.690	61.690	2.341.196	3.950.576	3.204.836	95.212	650.528							
92	PT Multihiaga Intermedia Proteksi	1.827.773	9.332	52.191	1.889.298	1.868.278	17.337	3.681							
93	PT Munich Lloyd International Brokers	1.834.995	-	-	1.834.995	1.869.417	(42.938)	8.516							
94	PT Muliana Indonesia **	-	-	-	-	-	-	-							
95	PT Nadi Jasa Pratama	559.729	-	-	559.729	541.853	(64.818)	82.694							
96	PT National Insurance Brokers	9.453.166	42.012	12.541	9.513.719	8.239.379	341.464	932.876							
97	PT Nugraha Perkasa Mandiri	470.464	3.455	1.428	475.347	572.594	8.923	(106.170)							
98	PT Nusadua Pialang Asuransi ***	-	-	-	-	-	-	-							
99	PT Nusantara Insurance Broker & Consultant	6.169.939	-	216.934	6.385.873	6.221.375	72.422	92.076							
100	PT Pacific Indonesia Berjaya	7.677.045	54.665	14.011	7.745.721	6.272.818	-	1.472.903							
101	PT PAIB Indonesia ***	-	-	-	-	-	-	-							
102	PT Paladin International	6.939.147	4.140	27.328	6.970.615	6.149.491	162.799	668.325							
103	PT Partnerindo Inti Cipta	4.418.041	-	270.262	4.688.303	3.432.681	165.338	1.090.284							
104	PT Pasindo Utama	-	-	-	-	159.554	(26.554)	(133.000)							
105	PT Pegasus Insurindo	98.897	-	18.215	117.112	242.537	149.774	(275.199)							
106	PT Penta Pro Indonesia	3.036.424	-	120.214	3.156.638	2.624.734	-	531.904							
107	PT Perdana Wahana Sentosa	1.236.365	-	17.986	1.254.350	1.591.532	3.531	(340.712)							
108	PT Perisai Bhakti Rahardjo	789.471	-	-	789.471	751.893	5.073	32.605							
109	PT Perisai Indonesia	1.286.280	7.010	474.129	1.767.419	1.691.491	22.838	53.091							
110	PT Pertani Sejahtera ***	-	-	-	-	-	-	-							
111	PT Premier Investama Bensama	476.933	-	23.222	502.154	493.563	1.074	7.517							
112	PT Proasia Broker Asuransi	777.762	2.195	1.138.234	1.918.191	1.568.963	286.597	60.611							
113	PT Proteksi Antar Nusa	8.060.864	-	100.202	8.161.066	7.508.280	199.246	463.540							
114	PT Proteksi Pradana	719.111	-	142.690	861.801	650.506	28.407	182.688							
115	PT Proteksindo Broker Asuransi	1.807.536	-	30.274	1.837.810	1.757.432	41.170	39.208							
116	PT Rajawali Insurance Brokers	2.335.878	-	284.946	2.620.824	1.474.772	144.122	1.001.930							
117	PT Rajawali Pialang Asuransi	2.465.648	-	64.126	2.529.774	2.581.712	101.666	281.510							
118	PT Rama Mitra Jasa	8.267.978	-	26.584	8.314.562	7.672.754	406.617	235.191							
119	PT Rimas Proteksindo Utama	323.726	-	-	323.726	440.954	(10.428)	(106.800)							
120	PT Royal Imperium Broker Services	-	4.844	-	4.844	82.406	365	(77.927)							
121	PT Sate Insurance Brokers	566.478	-	12.247	598.725	529.045	12.067	57.613							
122	PT Sate Insurance Brokers	46.173	45.044	242.215	333.432	738.028	1.337	(405.933)							
123	PT Saksama Atda	2.835.890	-	467.101	3.302.991	1.863.075	188.409	1.251.507							
124	PT Sapta Miles Indonesia	1.267.306	612	122.171	1.390.089	1.330.845	55.624	3.621							
125	PT Sarana Janesia Utama	31.941.904	383.745	431.708	32.757.357	22.942.146	2.617.130	7.198.081							
126	PT Satva Wahana Indonesia	1.928.797	21.177	29.963	1.979.937	1.804.392	51.701	123.844							
127	PT Sedana Pasifik Servisilama	10.043.571	-	173.272	10.216.843	6.686.196	2.853.138	677.509							
128	PT Sehati Mitra Realita Indonesia Wali Nusa	334.689	14.007	5.657	354.353	1.017.976	3.198	(666.811)							
129	PT Sentana Mitra Kualita	1.721.266	-	1.137	1.722.402	1.653.675	17.182	51.545							
130	PT Shinta Insearve	1.759.979	37.613	360.057	2.157.649	2.101.221	23.275	33.153							
131	PT Sier Perdana Asuransi	871.864	-	-	871.864	852.871	26.359	(7.466)							
132	PT Sinerq Adi Utama ***	356.306	-	6.690	362.996	350.988	2.895	9.703							
133	PT Sinerq Mitratama Proteksi ***	-	-	-	-	-	-	-							
134	PT Sino Insurance Brokers	26.441	-	57.298	83.739	85.926	-	(2.187)							
135	PT Talisman Insurance Brokers	24.031.078	-	418.579	24.449.657	21.021.856	90.919	3.337.081							
136	PT Terraspan Indonesia	670.319	44.293	88.902	803.514	418.821	9.142	375.551							
137	PT Tigara Mitra Sejahtera	420	86.093	-	86.513	82.259	(4.711)	8.965							
138	PT Tri Dharma Proteksi	3.892.328	32.244	875.634	4.900.206	3.903.004	153.443	843.759							
139	PT Trust Insurance Broker	249.008	-	6.049	255.057	1.362.994	285.741	(1.393.678)							

NO.	NAMA PERUSAHAAN NAME OF COMPANIES	PENDAPATAN KOMISI COMMISSIONS INCOME	HASIL INVESTASI INVESTMENT INCOME	HASIL LAINNYA OTHER INCOME	JUMLAH PENDAPATAN TOTAL INCOME	BIAYA OPERASI OPERATION EXPENSES	BIAYA LAINNYA OTHER EXPENSES	LABA / RUGI PROFIT & LOSS
(1)	(2)	(3)	(4)	(5)	(6)	(7)	(8)	(9)
140	PT Tuju Insurance Brokers	8.435.710	103.152	862.785	9.401.647	5.679.748	816.720	2.905.179
141	PT United Insurance Services	9.763.821	198.286	88.687	10.050.774	8.972.951	1.310.256	(232.063)
142	PT Vega Prima Insurindo	1.093.479	-	-	1.093.479	749.077	(3.427)	347.829
143	PT Visi Bersama Saranbau	1.134.785	-	17.705	1.152.490	806.232	42.826	303.432
144	PT Web Proteksi Soustindo	468.598	-	208.008	675.606	461.520	32.332	181.754
	<b>SUB TOTAL I</b>	<b>747.195.787</b>	<b>19.421.861</b>	<b>66.612.393</b>	<b>833.665.156</b>	<b>610.754.946</b>	<b>59.414.735</b>	<b>163.495.475</b>
<b>PERUSAHAAN PIALANG ASURANSI PATUNGAN</b>								
<b>JOINT VENTURE INSURANCE BROKERS</b>								
1	PT AON Indonesia	75.892.166	786.951	3.795.915	80.474.932	55.300.140	7.197.020	17.977.772
2	PT Howden Insurance Brokers Indonesia	13.911.029	48.624	421.180	14.380.833	16.687.126	28.483	(2.314.776)
3	PT Jardine Lloyd Thompson	63.068.637	270.154	10.160.466	73.499.257	54.957.522	6.534.424	12.007.311
4	PT Marsh Indonesia	117.997.866	666.396	19.278.150	137.942.413	105.788.524	7.248.974	24.924.914
5	PT Panasonic Insurance Service Indonesia	4.771.132	287.917	(52.095)	5.006.954	1.797.078	398.856	2.811.020
6	PT Toyota Tsusho Insurance Broker Indonesia	13.320.796	-	261.252	13.582.048	7.176.380	1.488.988	4.916.700
7	PT Willis Indonesia	53.408.889	362.851	2.035.028	55.804.766	36.521.831	6.985.104	12.317.831
	<b>SUB TOTAL II</b>	<b>342.368.515</b>	<b>2.422.893</b>	<b>35.899.794</b>	<b>380.691.203</b>	<b>278.188.951</b>	<b>29.861.849</b>	<b>72.640.772</b>
<b>PERUSAHAAN PIALANG REASURANSI</b>								
<b>REINSURANCE BROKERS</b>								
1	PT Adhi Lintas Tanase	9.387.030	-	417.558	9.804.588	8.089.599	654.925	1.060.064
2	PT Adi Pratama Asa	916.945	45.675	14.622	978.642	723.655	21.454	233.733
3	PT AON Benfield Indonesia	4.812.174	383.929	102.720	5.368.823	3.599.655	(565.703)	2.274.871
4	PT Artha Dana Mandiri	1.847.184	20.175	56.856	1.924.014	1.737.932	32.458	153.623
5	PT Asiare Binjalasa	3.401.306	3.710	149.076	3.554.092	3.323.036	93.168	137.888
6	PT Asindia Athasanopra	4.648.223	801.324	-	5.450.047	3.984.813	326.970	1.128.264
7	PT Best One Asia Reinsurance Brokers	1.564.595	58.081	82.869	1.705.545	1.682.154	5.507	7.884
8	PT Chartered Reinsurance Brokers	307.896	-	307.896	615.792	502.466	160	(194.950)
9	PT Cipta Colomnon Asia Reinsurance Broker	1.492.123	-	42.597	1.534.720	1.471.422	219.338	(156.040)
10	PT Energi Mandiri Internasional ***	-	10.996	18.682	29.278	249.757	107.663	(231.242)
11	PT Esa Bina sejal	3.348.833	66.663	368.386	3.783.882	3.083.474	102.182	598.226
12	PT Fonicce Adhila ***	953.800	-	-	953.800	1.387.093	-	(443.293)
13	PT Hanoter Indonesia	3.132.835	-	111.052	3.243.887	2.358.346	321.144	564.397
14	PT Holmes Reinsurance Brokers	1.833.336	45.019	-	1.878.355	1.823.679	25.907	28.769
15	PT IBS Reinsurance Brokers	3.008.808	286.695	648.667	3.924.370	1.551.935	335.830	2.036.605
16	PT Ibi Reinsurance Broker Utama	4.317.298	-	492.356	4.809.654	2.032.242	353.531	2.423.881
17	PT Jasa Cipta Rembaka	10.537.568	448.833	-	12.511.118	7.554.371	896.708	4.060.039
18	PT Java Raya Reasuransi Broker **	-	-	-	-	-	-	-
19	PT Mandiri International	-	-	1.355.429	1.355.429	-	26.848	(59.232)
20	PT Mega Jasa Reinsurance Brokers	10.393.884	28.884	240.023	10.662.291	7.283.843	957.574	2.420.874
21	PT Paragon Reinsurance Brokers	526.166	63.415	13.022	602.603	654.928	6.376	(259.201)
22	PT Parare International	8.864	13.651	1.482.040	1.504.555	1.387.982	11.381	95.192
23	PT Peraras Agung	2.172.364	669.215	3.498.606	6.339.395	2.469.987	781.961	3.087.437
24	PT Pelang Reasuransi Dekal Indonesia	2.056.611	56.184	118.300	2.231.095	2.417.027	-	(185.932)
25	PT Proteksi Wahana Sentosa	1.827.930	-	151.776	1.979.706	1.500.163	321.856	157.687
26	PT Sinas Reinsurance Brokers	14.082.447	194.772	1.386.792	15.664.011	6.374.778	2.052.163	7.237.070
27	PT Taha Re International	2.023.396	32.254	-	2.055.650	1.867.172	19.350	169.126
28	PT TimiRe	5.438.606	76.310	175.956	5.690.872	5.136.995	78.045	474.242
29	PT United Pialang Reasuransi	171.032	-	16.191	187.223	175.104	11.702	417
30	PT Viva Broker Reasuransi Indonesia ***	-	-	-	-	-	-	-
	<b>SUB TOTAL III</b>	<b>94.212.644</b>	<b>3.216.911</b>	<b>12.545.976</b>	<b>109.975.531</b>	<b>78.053.010</b>	<b>7.102.119</b>	<b>26.820.402</b>
	<b>TOTAL</b>	<b>1.183.776.946</b>	<b>25.061.665</b>	<b>115.088.164</b>	<b>1.324.331.889</b>	<b>964.996.637</b>	<b>96.378.703</b>	<b>262.956.650</b>

\*) Tidak menyampaikan Laporan/Have Not Submitted Annual Report  
\*\*) Pencabutan Izin Usaha Tahun 2012/licenses have been revoked at the end 2012  
\*\*\*) Pemberian Izin Usaha Tahun 2012/New license at the end 2012



TABEL : 7.5 / TABLE 7.5  
INVESTASI TAHUN 2008 - TAHUN 2012  
INVESTMENTS IN 2008 - 2012

Dalam Ribuan Rupiah  
In Thousand Rupiah

NO.	NAMA PERUSAHAAN NAME OF COMPANIES	INVESTASI INVESTMENT				
		2008	2009	2010	2011	2012
(1)	(2)	(3)	(4)	(5)	(6)	(7)
<b>PERUSAHAAN PIALANG ASURANSI SWASTA NASIONAL</b>						
<i>NATIONAL PRIVATE INSURANCE BROKERS</i>						
1	PT AA Pialang Asuransi	-	-	-	850,750	850,750
2	PT Abadi Proteksindo Artha	-	-	-	-	-
3	PT Adi Antara Asia	-	-	-	-	-
4	PT Advis Terapan Proteksindo	-	-	-	-	-
5	PT Aigra Insurance Brokers	-	-	-	-	-
6	PT Andika Mitra Sejati ***)	-	-	-	-	-
7	PT Andromeda International	-	-	-	-	-
8	PT Antar Nusa Proteksi	-	-	-	-	-
9	PT Antara Intermediary Indonesia	-	-	-	-	-
10	PT Anugerah Bersama Berkah Abadi	-	-	-	-	-
11	PT Anugrah Atma Adiguna	-	-	-	-	-
12	PT Anugrah Medal Broker	-	-	250,000	250,000	-
13	PT Artha Jasa Indonesia *)	80,581	-	-	-	-
14	PT Artha Raharja Insurance Broker	1,322,640	640,225	751,670	594,625	744,300
15	PT Asia Finance Risk	-	-	-	-	-
16	PT Asia Insurance Direct Brokers *)	-	-	-	-	-
17	PT Asia International Insurance Brokers	-	-	-	-	-
18	PT Asta Kanti	-	-	-	-	-
19	PT Axle Asia	-	1,500,000	1,700,000	1,500,000	5,366,850
20	PT Bahtera Mitra Jasa	-	-	-	25,439	26,356
21	PT Best Proteksi Indonesia ***)	-	-	-	-	-
22	PT BGIB Insurance Broker	1,003,294	1,012,677	1,015,298	1,026,135	896,077
23	PT Bhineka Cipta Lestari	75,000	825,000	825,000	1,025,000	1,025,000
24	PT Bina Dana Sejahtera	1,300,000	1,500,000	1,500,000	1,800,000	1,500,000
25	PT Bina Kridatama Nusantara	-	1,155,000	-	-	-
26	PT Bina Murindo Insurance Broker *)	-	-	-	-	-
27	PT Binakarya Sarana Insurance Broker *)	-	-	-	-	-
28	PT Binasentra Purna	1,176,500	676,500	30,664,500	33,908,219	33,100,151
29	PT Brilliant Insurance Broker ***)	-	-	-	-	-
30	PT Bringin Sejahtera Makmur	11,050,000	15,800,000	19,350,000	20,600,000	21,400,000
31	PT Brocade Insurance Broker	-	-	-	-	-
32	PT Buana Jasa Pratama	660,306	477,524	512,256	630,290	721,720
33	PT Buana Lintas Persada	575,000	650,000	500,000	-	-
34	PT Bumi Insurance Brokers	-	200,000	-	-	-
35	PT Caraka Mulia	4,700,000	5,400,000	6,350,000	7,000,000	7,400,000
36	PT Central Antar Jasa	1,054,000	904,000	554,000	304,000	354,000
37	PT CIB Indonesia Insurance Broker *)	-	-	-	-	-
38	PT Cipta Integra Duta	-	-	12,173,410	5,532,709	4,694,425
39	PT Cipta Uni Jasa	617,768	-	-	-	-
40	PT Dana Landung Perkasa *)	-	-	-	-	-
41	PT Dharma Honoris Raksa Pratama	-	-	-	-	-
42	PT Dinamika Prima Servistama ***)	-	-	-	-	-
43	PT Dinda Pradana Insurance Broker	100,000	-	473,065	473,065	523,564
44	PT Dritama Brokerindo	-	-	-	-	-
45	PT Duta Semesta Raya	-	-	8,945,867	9,119,730	16,398,725
46	PT Estika Jasatama	5,622,685	8,477,126	11,795,000	12,605,000	11,430,000
47	PT Experta Jamin Lindung Kencana	-	-	-	-	-
48	PT Felima Orient Pacific	-	-	-	-	-
49	PT Fistlight Indonesia Insurance Broker	-	-	-	-	-
50	PT Fred Marius Sabinus Insurance Broker	-	500,000	-	-	-
51	PT Fresnel Perdana Mandiri	-	-	700,000	500,000	500,000
52	PT Gelora Karya Jasatama	10,000	735,000	735,000	310,000	310,000
53	PT Global Insurance Broker	330,027	643,000	534,820	481,360	-
54	PT Global Risk Management	-	-	-	1,000,000	1,000,000
55	PT Grasia Media Utama	30,000	-	-	-	-
56	PT Hagati Brokerindo	-	-	-	-	-
57	PT Howden Insurance Brokers Indonesia (d/h PT Accette Broker Asuransi)	-	250,000	-	1,250,000	-
58	PT IB Insurance Broking	-	-	425,000	-	-
59	PT IBS Insurance Broking Service	74,351,344	52,623,143	54,458,064	4,663,600	44,772,730
60	PT Indomobil Insurance Consultant	747,889	1,323,234	2,422,885	4,421,569	4,781,065
61	PT Indonesia Insurance Brokers	-	-	-	-	-
62	PT Indosurance Broker Utama	16,410,030	21,612,660	25,842,271	33,758,935	43,343,211
63	PT Inso Multi Pratama	-	-	-	-	351,500
64	PT Insurance Broker Consultant International	-	-	400,000	400,000	-
65	PT Inter Rajasa Putra	-	-	-	-	-
66	PT Intercoastal Indonesia	-	47,255	-	-	-
67	PT ISTPRO Inti Nusa	-	-	-	-	-
68	PT Jasa Advisindo Sejahtera	-	-	-	-	-
69	PT Java Insurance Brokers	-	-	-	-	-
70	PT Jaya Proteksindo Sakti	-	-	740,780	712,220	712,220
71	PT Jets Indonesia ***)	-	-	-	-	-
72	PT Jupiter Insurance Broker and Consultant	-	-	1,000,000	1,229,400	815,778
73	PT Kali Besar Raya Utama	20,925,238	28,522,162	38,458,305	46,539,958	43,638,329
74	PT Krida Upaya Tunggal	170,000	660,000	480,000	655,000	205,000
75	PT Laren Insurance Broker	-	-	-	-	-
76	PT Lead Insurance Broker	-	-	120,000	450,000	-
77	PT Liberty & General Risk Service ***)	-	-	-	-	-
78	PT Lidean Pialang Asuransi ***)	-	-	-	-	-
79	PT Lumbung Sari	9,399,581	10,087,177	10,478,606	10,340,273	11,214,569
80	PT Madani Karsa Mandiri	-	-	2,850,000	1,408,744	8,500,000

Dalam Ribuan Rupiah  
In Thousand Rupiah

NO.	NAMA PERUSAHAAN NAME OF COMPANIES	INVESTASI INVESTMENT				
		2008	2009	2010	2011	2012
(1)	(2)	(3)	(4)	(5)	(6)	(7)
81	PT Magnus Mitra Sejahtera	1,050,000	-	-	-	-
82	PT Maju Anugerah Proteksi	-	-	-	-	-
83	PT Makna Mandiri Insurance Broker *)	-	-	-	-	-
84	PT Manggala Artha Sejahtera	-	-	-	-	3,500,000
85	PT Manunggal Bhakti Suci	2,621,250	-	2,300,000	1,450,000	300,000
86	PT Marga Insurance Broker *)	-	2,630,400	-	-	-
87	PT Megah Putra Manunggal	21,403,001	-	23,013,280	23,879,691	43,566,328
88	PT Metanoia Mulia Agung	-	21,403,001	-	300,000	-
89	PT Metropolitan Krida Jaya	-	-	200,000	-	-
90	PT Mitra Dhana Atmharaksha	-	300,000	505,000	-	-
91	PT Mitra Harmoni Insurance Broker	-	1,005,000	2,230,000	3,800,000	4,600,000
92	PT Mitra Iswara & Rorimpandey	3,500,000	1,100,000	5,084,753	8,785,000	17,282,070
93	PT Mitra Jasa Pratama	-	2,584,752	-	-	50,000
94	PT Mitra Sarana Insurance Broker *)	-	-	-	-	-
95	PT Mitra Sentosa Paramaabad	-	-	250,000	-	-
96	PT Mitra Sinergi Proteksindo	-	1,000,000	450,000	250,000	150,000
97	PT Mitra Suksestama *)	-	-	-	-	-
98	PT Mitramandiri Pialang Asuransi	139,345	661,045	620,364	1,019,571	940,819
99	PT Multi Artha Insurance Brokers	-	-	-	-	15,000
100	PT Multi Asih Pratama	903,400	1,765,900	2,375,802	2,025,802	1,117,953
101	PT Multi Mitra Trust *)	-	-	-	-	-
102	PT Multi niaga Intermedia Proteksi	-	400,000	70,000	820,000	14,000
103	PT Munich Lloyd International Brokers	-	-	808,586	-	-
104	PT Mutiara Indonesia *)	-	-	-	-	-
105	PT Nadi Jasa Pratama	-	-	-	-	-
106	PT National Insurance Brokers	350,000	550,000	600,000	900,000	100,000
107	PT Nugraha Perkasa Mandiri	419,604	75,000	77,283	-	100,858
108	PT Nusadua Pialang Asuransi ***)	-	-	-	-	-
109	PT Nusantara Insurance Broker & Consultant	-	-	-	-	-
110	PT Pacific Indonesia Berjaya	-	500,000	500,000	500,000	-
111	PT PAIB Indonesia ***)	-	-	-	-	1,018,032
112	PT Paladin International	-	161,911	169,087	175,911	-
113	PT Partnerindo Inti Cipta	-	-	-	-	180,051
114	PT Pasindo Utama	-	-	-	-	-
115	PT Pegasus Insurindo	-	-	-	-	-
116	PT Penta Pro Indonesia	21,905,000	22,940,000	-	-	-
117	PT Peranas Agung	-	-	23,085,000	21,750,000	-
118	PT Perdana Wahana Sentosa	-	-	-	-	-
119	PT Perisai Bhakti Rahardjo	200,000	289,575	-	-	-
120	PT Perisai Indonesia	-	-	100,000	600,000	100,000
121	PT Pertani Sejahtera ***)	-	-	-	-	-
122	PT Pratama Karya Insurance Broker *)	155,000	370,000	-	-	-
123	PT Premier Investama Bersama	-	-	-	-	-
124	PT Proasia Broker Asuransi	-	-	-	-	-
125	PT Proteksi Antar Nusa	-	-	-	-	-
126	PT Proteksi Pradana	-	-	-	-	-
127	PT Proteksindo Broker Asuransi	-	825,000	-	-	-
128	PT Rajawali Insurance Brokers	-	-	1,600,000	-	-
129	PT Rajawali Pialang Asuransi	-	-	-	800,000	1,000,800
130	PT Rama Mitra Jasa	-	-	-	-	-
131	PT Rimas Proteksindo Utama	-	-	1,000,000	2,000,000	2,000,000
132	PT Risk Services Indonesia	-	530,000	-	-	-
133	PT Royal Imperium Broker Services	-	-	-	-	800,000
134	PT Safe Insurance Brokers	-	-	-	-	-
135	PT Saksama Arta	939,000	145,000	-	-	-
136	PT Sapta Miles Indonesia	-	-	-	-	-
137	PT Sarana Janesia Utama	896,049	73,508	6,500,000	5,000,000	3,000,000
138	PT Satya Wahana Indonesia	-	-	-	-	194,175
139	PT Sedana Pasifik Servistama	-	-	1,007,500	1,043,531	6,485
140	PT Sehati Mitra Realita Indonesia Wali Nusa	-	-	850,000	700,000	100,000
141	PT Sentana Mitra Kualita	-	-	-	-	-
142	PT Serpihan Pialang Asuransi *)	-	-	-	-	-
143	PT Shinta Inserve Insurance Broker	500,000	982,000	582,000	800,980	15,822
144	PT Siar Perdana Asuransi	-	-	-	-	-
145	PT Sinergi Adi Utama ***)	-	-	-	-	-
146	PT Sinergi Mitratama Proteksi ***)	-	-	-	-	-
147	PT Sino Insurance Brokers	-	-	750,000	750,000	750,000
148	PT Talisman Insurance Brokers	-	5,601,535	2,950,854	7,592,152	5,932,284
149	PT Terraspan Indonesia	-	-	-	1,000,000	1,000,000
150	PT Tigara Mitra Sejahtera	-	-	-	-	1,000,000
151	PT Toyota Tsusho Insurance Broker Indonesia	-	-	-	-	-
152	PT Tri Dharma Proteksi	-	-	500,000	775,000	810,000
153	PT Trust Insurance Broker	-	-	-	-	-
154	PT Tugu Insurance Brokers	1,455,750	1,178,250	1,157,800	1,711,650	3,325,250
155	PT United Insurance Services	2,628,700	5,290,000	1,000,000	1,300,000	4,098,860
156	PT Vega Prima Insurindo	-	-	-	-	-
157	PT Visi Bersama Serantau	500,000	350,000	-	-	450,000
158	PT Web Proteksi Solusindo	290,000	290,000	290,000	290,000	290,000
<b>SUB TOTAL I</b>		<b>211,567,982</b>	<b>229,223,560</b>	<b>317,633,107</b>	<b>295,385,309</b>	<b>364,385,109</b>

Dalam Ribuan Rupiah  
In Thousand Rupiah

NO.	NAMA PERUSAHAAN NAME OF COMPANIES	INVESTASI INVESTMENT				
		2008	2009	2010	2011	2012
(1)	(2)	(3)	(4)	(5)	(6)	(7)
<b>PERUSAHAAN PIALANG ASURANSI PATUNGAN</b>						
<i>JOINT VENTURE INSURANCE BROKES</i>						
-						
1	PT AON Indonesia	35,573,750	30,788,125	38,973,662	3,050,000	-
2	PT Howden Insurance Brokers Indonesia (d/h PT Accette Broker Asuransi)	-	-	-	-	52,907,950
3	PT Jardine Lloyd Thompson	27,229,683	23,597,403	21,029,179	28,356,071	15,018,687
4	PT Marsh Indonesia	15,784,375	39,687,197	39,626,126	29,121,364	8,314,508
5	PT Panasonic Insurance Service Indonesia	1,742,361	3,406,184	5,097,600	5,345,534	9,531,555
6	PT Toyota Tsusho Insurance Broker Indonesia	-	-	-	-	2,000,000
7	PT Willis Indonesia	-	-	4,000,000	-	-
<b>SUB TOTAL II</b>		<b>80,330,169</b>	<b>97,478,909</b>	<b>108,726,567</b>	<b>65,872,969</b>	<b>87,772,700</b>
<b>PERUSAHAAN PIALANG REASURANSI</b>						
<i>REINSURANCE BROKERS</i>						
-						
1	PT Adhi Lintas Tanase	-	-	-	-	-
2	PT Adi Pratama Asia	700,000	800,000	825,383	800,000	1,035,000
3	PT AON Benfield Indonesia	5,245,150	3,900,000	2,575,000	3,050,000	4,500,000
4	PT Artha Dana Mandiri	-	-	-	-	500,000
5	PT Asiare Binajasa	169,680	130,399	67,776	71,604	75,313
6	PT Asrinda Arthasangga	163,995	3,601,061	6,508,454	12,733,488	21,246,698
7	PT Best One Asia Reinsurance Brokers	-	-	1,000,000	1,000,000	1,000,000
8	PT Chartered Reinsurance Brokers	-	-	-	-	-
9	PT Cipta Coleman Asia Reinsurance Broker	-	-	-	-	-
10	PT Energi Mandiri Internasional (***)	-	-	-	-	950,000
11	PT Esa Bina sejati	-	815,000	879,240	1,355,026	902,145
12	PT Fortice Adhitama (***)	-	-	-	-	-
13	PT Hanover Indonesia (d/h Multi Sentra Wahana Asuransi)	50,000	50,000	50,000	50,000	-
14	PT Holmes Reinsurance Brokers	-	-	-	-	-
15	PT IBS Reinsurance Brokers	7,884,353	13,388,613	17,497,561	-	10,445,953
16	PT Ibu Reinsurance Broker Utama	3,407,156	3,000,000	3,000,000	-	8,233,005
17	PT Jasacipta Rembaka	3,001,452	4,910,988	7,040,742	-	15,071,840
18	PT Java Raya Reasuransi Broker	-	-	-	8,349,670	-
19	PT Mandiri International	3,840,881	-	-	-	-
20	PT Mega Jasa Reinsurance Brokers	1,898,208	1,571,780	-	662,252	1,700,000
21	PT Paragon Reinsurance Brokers	-	978,762	941,721	1,590,000	1,690,526
22	PT Parare Internasional	3,165,307	1,694,190	1,067,231	1,118,478	-
23	PT Peranas Agung	-	-	-	-	20,350,000
24	PT Pialang Reasuransi Dekai Indonesia	4,385,000	635,000	135,000	-	750,000
25	PT Proteksi Wahana Sentosa	-	-	-	-	-
26	PT Simas Reinsurance Brokers	2,554,250	2,121,000	4,595,500	8,805,280	12,284,200
27	PT Surya Sejahtera Makmur Perdana *)	1,500,000	-	-	-	-
28	PT Tala Re International	-	-	635,000	50,000	50,000
29	PT Trinity Re	1,671,816	2,404,630	2,409,120	1,459,200	1,385,200
30	PT United Pialang Reasuransi	-	-	1,000,000	300,000	-
31	PT Viva Broker Reasuransi Indonesia (***)	-	-	-	-	-
<b>SUB TOTAL III</b>		<b>39,637,248</b>	<b>40,001,424</b>	<b>50,227,729</b>	<b>41,394,998</b>	<b>102,169,880</b>
<b>TOTAL</b>		<b>331,535,398</b>	<b>366,703,893</b>	<b>476,587,402</b>	<b>402,653,276</b>	<b>554,327,689</b>

\*) Tidak menyampaikan Laporan/Have Not Submitted Annual Report

\*\*) Pencabutan Izin Usaha Tahun 2012/Licenses have been revoked at the end 2012

\*\*\*) Pemberian Izin Usaha Tahun 2012/New licence at the end 2012

TABEL 7.6 | TABLE 7.6  
ASET, LIABILITAS, DAN MODAL SENDIRI TAHUN 2008 - TAHUN 2012  
ASSETS, LIABILITIES, AND EQUITIES IN 2008 - 2012

NO. (1)	NAMA PERUSAHAAN NAME OF COMPANIES (2)	ASSETS					LIABILITIES					MODAL SENDIRI EQUITY				
		2008 (3)	2009 (4)	2010 (5)	2011 (6)	2012 (7)	2008 (8)	2009 (9)	2010 (10)	2011 (11)	2012 (12)	2008 (13)	2009 (14)	2010 (15)	2011 (16)	2012 (17)
<b>PERUSAHAAN PIALANG ASURANSI SWASTA NASIONAL</b> <b>NATIONAL PRIVATE INSURANCE BROKERS</b>																
1	PT AA Pabang Asuransi	478.849	415.725	2.988.283	3.113.359	4.399.625	298.633	486.318	486.318	-	578.322	182.216	70.583	2.988.283	3.113.359	3.820.303
2	PT Abadi Proteksi Utama	3.941.272	3.634.384	2.946.901	2.126.829	2.358.707	2.572.987	2.633.903	1.829.290	599.729	920.033	844.130	1.017.611	1.017.611	1.527.100	1.429.874
3	PT Adi Antara Asia	9.740.829	2.698.533	11.121.988	14.688.766	20.738.844	9.172.387	3.932.950	8.064.059	11.084.468	16.259.220	588.463	1.335.582	3.057.509	3.604.288	4.474.824
4	PT Advis Terapan Proteksiindo	12.843.271	15.112.143	10.006.412	8.557.052	11.282.511	10.742.128	12.895.513	8.597.396	6.129.612	8.806.872	2.201.143	2.216.630	2.209.016	2.427.440	2.485.689
5	PT Agra Insurance Brokers	1.938.676	1.576.910	1.576.885	1.572.935	1.571.951	559.004	508.804	476.896	440.709	398.074	1.039.672	1.068.106	1.089.989	1.132.226	1.175.488
6	PT Andika Mitra Sejahtera	-	-	-	-	-	-	-	-	-	-	-	-	-	-	-
7	PT Andromeda Internasional	-	-	1.375.000	1.375.000	1.275.715	-	-	-	-	3.143	-	-	1.375.000	1.375.000	1.272.573
8	PT Antar Nisa Proteksi	-	-	-	-	1.033.428	-	-	-	-	2.031	-	-	-	-	1.031.386
9	PT Antara Intermedy Indonesia	10.310.113	9.501.622	11.006.691	14.642.408	14.037.519	8.780.986	7.867.287	9.385.292	11.738.625	11.110.233	1.549.117	1.634.335	2.421.389	2.095.883	3.097.108
10	PT Anugrah Bersana Berikan Abadi	223.000	1.244.221	2.941.944	7.106.380	15.272.437	-	72.245	1.273.768	5.132.897	14.037.593	223.000	1.171.976	1.288.178	1.355.483	1.434.887
11	PT Anugrah Alma Adiguna	309.273	53.928	53.930	1.847.323	4.181.257	215.486	173.950	179.293	744.574	2.457.991	93.787	(119.862)	1.102.749	1.623.266	
12	PT Anugrah Media Broker	-	-	1.708.692	1.708.692	3.030.331	-	-	599.002	599.002	1.916.846	-	-	1.109.690	1.109.690	1.111.485
13	PT Atria Jasa Indonesia *	647.957	-	-	-	-	446.396	-	-	-	-	201.451	-	-	-	-
14	PT Atria Rahajaja Insurance Broker	2.883.672	2.465.024	4.166.503	3.169.840	4.227.680	1.330.428	1.238.448	2.896.466	2.165.974	2.888.718	1.553.244	1.226.576	1.270.037	1.003.866	1.338.862
15	PT Asia Finance Risk	863.077	808.881	1.653.002	1.062.431	1.024.413	328.139	-	-	39.809	-	534.878	808.881	1.653.002	1.022.622	1.024.413
16	PT Asia Insurance Direct Brokers *	1.740.134	-	-	-	-	2.033.692	-	-	-	-	(283.659)	-	-	-	-
17	PT Asia Internasional Insurance Brokers	1.117.235	1.405.212	1.540.411	1.726.279	1.827.627	26.199	114.210	114.210	3126	1.091.036	1.291.002	1.540.411	1.723.153	1.637.527	
18	PT Asis Kanti	3.861.282	3.549.288	6.441.473	6.328.917	5.989.354	2.590.443	2.348.868	4.755.609	4.417.124	3.327.865	1.070.938	1.200.731	1.686.964	1.907.783	2.081.049
19	PT AXA Asia	8.860.416	30.147.826	47.834.321	71.908.205	101.335.659	7.108.420	26.202.809	45.323.498	68.255.020	86.273.329	1.851.986	1.945.017	2.010.923	3.652.185	5.592.330
20	PT Bahana Mitra Jasa	773.450	1.174.101	1.230.837	1.194.325	1.432.758	678.122	57.486	97.263	37.629	69.385	95.328	1.116.615	1.133.574	1.158.986	1.223.951
21	PT Best Proteksi Indonesia (**)	-	-	-	-	4.527.758	-	-	-	-	2.777.382	-	-	-	-	1.746.376
22	PT BGI Insurance Broker	12.642.139	11.689.027	19.158.475	31.880.042	63.647.672	-	3.677.749	12.138.390	25.535.197	57.145.910	12.642.139	7.901.278	7.020.065	6.344.845	6.501.762
23	PT Bhineka Cipta Lestari	335.068	1.215.008	1.943.074	1.765.549	1.979.738	1.215.163	142.369	136.038	346.218	231.738	(880.095)	1.072.639	1.207.038	1.419.331	1.747.995
24	PT Bina Dana Sejahtera	6.759.255	7.687.884	7.887.884	9.573.436	9.701.300	-	6.325.644	6.325.644	7.820.251	6.362.240	6.325.255	3.362.240	1.712.530	1.881.049	
25	PT Bina Kridalama Nusantara	2.881.453	7.467.931	7.884.943	7.041.336	8.506.110	213.817	4.608.801	5.713.141	5.884.259	5.776.336	2.677.636	2.858.991	1.871.801	1.947.077	2.727.774
26	PT Bina Murnido Insurance Broker *	619.257	1.341.848	1.154.757	-	-	18.146	194.073	142.700	-	-	601.111	1.147.775	1.012.057	-	-
27	PT Binakarya Sremsa Insurance Broker *	748.678	1.076.445	1.076.836	-	-	284.028	49.029	-	-	-	472.650	1.027.416	1.027.807	-	-
28	PT Binasetra Prima Insurance Broker **	47.888.484	65.224.191	63.470.102	62.808.933	80.382.831	22.420.976	27.540.383	15.561.782	18.883.419	29.093.777	25.577.608	37.863.808	47.988.320	43.925.515	51.283.054
29	PT Binlight Insurance Broker **	44.373.277	59.000.869	57.844.681	65.904.969	122.086.711	26.467.988	36.809.156	34.255.427	39.108.973	92.334.933	17.905.229	21.091.713	23.389.434	26.800.466	29.951.778
30	PT Binlight Insurance Makmur	14.774	-	-	-	2.033.659	-	-	-	-	1.975.289	-	-	-	-	1.030.936
31	PT Brocade Insurance Broker	5.106.320	5.626.601	7.761.160	8.084.832	9.943.739	137.500	145.000	145.000	5.626.740	(122.728)	(145.000)	1.150.000	1.150.000	2.863.994	3.211.011
32	PT Buana Jasa Pratama	1.054.404	1.174.858	1.353.702	1.025.795	1.322.339	3.045.594	3.615.979	5.585.715	5.506.452	6.916.699	2.060.726	2.110.622	2.175.445	2.576.380	2.727.070
33	PT Buana Lintas Persada	233.930	6.410.762	4.259.151	3.698.408	9.243.209	56.445	2.729.535	783.551	681.919	1.164.083	1.105.404	1.114.858	1.276.110	1.004.502	1.158.226
34	PT Bumi Insurance Brokers	22.882.523	23.529.931	27.246.664	29.330.314	30.448.934	13.306.667	14.38.157	17.389.841	19.655.812	20.730.504	9.375.856	9.393.774	9.856.823	9.674.502	9.818.436
35	PT Caneke Mulia	1.711.921	1.421.549	969.991	1.188.190	1.165.012	60.163	162.577	88.317	131.360	125.730	1.651.758	1.258.972	881.674	1.024.830	1.039.281
36	PT Central Antar Jasa	-	-	-	-	-	10.471	-	-	-	-	375.335	-	-	-	-
37	PT CIB Indonesia Insurance Broker *	-	-	-	-	-	-	-	-	-	-	-	-	-	-	-
38	PT Cipta Mitra Duta	5.463.491	5.681.248	8.215.708	9.511.463	9.511.463	2.398.454	1.985.485	5.525.963	6.574.294	3.055.037	3.995.763	2.989.745	2.989.745	2.937.919	
39	PT Cipta Un Jasa	-	-	-	-	-	-	-	-	-	-	-	-	-	-	-
40	PT Dharma Lanting Perkasa *	300.443	217.121	-	-	-	-	-	-	-	300.443	217.121	-	-	-	-
41	PT Dharma Honoris Perkasa Palama	9.106.557	6.874.172	8.226.979	17.688.876	17.681.476	6.424.413	4.082.248	4.563.429	13.879.178	12.843.948	2.682.144	2.791.924	3.683.550	3.810.688	4.737.327
42	PT Dinamika Prima Servisima **	-	-	-	-	-	-	-	-	-	-	-	-	-	-	-
43	PT Dinda Pradana Insurance Broker	-	1.337.626	1.715.240	1.715.240	3.756.994	1.326.555	763.105	682.150	682.150	2.100.534	(1.326.555)	574.521	1.033.090	1.033.090	1.656.060
44	PT Dinda Brokerindo	1.884.150	2.420.367	3.848.909	3.530.731	3.932.870	1.367.462	1.167.665	1.710.911	1.463.500	1.238.840	616.886	1.252.702	1.637.988	2.067.231	2.694.330
45	PT Duta Samesta Raya	24.904.674	26.373.106	32.684.995	42.911.389	45.844.331	11.725.194	14.687.417	16.245.550	21.461.471	23.689.480	13.689.480	11.805.689	16.219.445	21.448.928	22.154.037
46	PT Estika Jasasana	8.546.798	11.477.203	15.162.208	16.789.175	17.168.028	3.389.702	2.805.638	5.533.115	5.538.099	5.367.412	5.157.096	9.271.585	8.629.093	11.351.076	11.818.516
47	PT Experia Jamin Lincud Kencana	-	-	-	-	-	-	-	-	-	-	-	-	-	-	982.861
48	PT Felma Orient Pacific	2.140.946	4.072.948	4.159.033	3.242.942	2.339.024	54.346	1.135.132	308.817	13.016	14.002	2.086.600	2.937.816	3.850.216	3.229.926	3.225.002

Dalam Ribuan Rupiah  
In Thousand Rupiah

NO. (1)	NAMA PERUSAHAAN NAME OF COMPANIES (2)	ASSETS						LIABILITIES						MODAL SENIORI EQUITY					
		2008 (3)	2009 (4)	2010 (5)	2011 (6)	2012 (7)	2012 (8)	2009 (9)	2010 (10)	2011 (11)	2012 (12)	2012 (13)	2009 (14)	2010 (15)	2011 (16)	2012 (17)			
49	PT Flightlight Indonesia Insurance Broker	1,731,229	2,721,329	2,780,960	5,487,576	5,389,459	1,955,326	4,468,111	3,393,639	3,983,639	3,983,639	3,983,639	1,753,903	2,223,218	1,543,927	2,093,737	2,286,140		
50	PT Fird Maruis Sabini Insurance Broker	-	5,111,198	6,990,752	-	8,476,549	-	4,021,443	5,665,691	-	7,276,041	-	1,089,795	1,325,061	-	1,198,509	-		
51	PT Fresnel Perdana Mandiri	4,042,205	3,776,596	3,877,874	6,131,959	6,789,874	3,012,140	2,521,718	2,078,936	4,558,019	5,192,664	1,030,065	1,254,879	1,798,937	1,573,940	1,587,210	1,987,509		
52	PT Global Karya Jasatama	8,031,257	7,147,447	6,030,394	6,394,680	1,163,077	3,475,185	3,931,893	2,659,374	2,497,721	3,253,960	4,556,072	1,346,659	1,570,337	1,784,555	1,736,559	4,637,817		
53	PT Global Insurance Broker	1,675,488	2,472,034	2,411,922	1,849,404	1,849,404	320,630	666,897	627,367	1,049,882	1,381,766	1,346,659	1,279,882	1,346,659	1,346,659	1,346,659	1,346,659		
54	PT Global Risk Management	1,069,989	1,069,989	1,069,989	5,735,324	2,938,412	248,619	59,001	3,367	4,238,668	1,441,611	(248,619)	1,001,988	(248,619)	1,001,988	1,001,988	1,001,988		
55	PT Grasia Media Utama	4,149,261	2,028,278	1,044,978	1,044,978	918,294	6,436,929	554,998	416,792	2,100	2,100	(2,287,668)	1,482,229	1,482,229	1,482,229	916,294	916,294		
56	PT Hagi Brokindo	1,160,118	1,270,092	1,583,297	1,665,701	2,542,093	28,988	10,560	21,772	23,382	61,331	1,131,149	1,259,432	1,541,925	1,647,719	2,480,892	2,480,892		
57	PT Howden Insurance Brokers Indonesia (Oh PT Acetate Broker Asuransi)	13,087,268	10,623,423	16,350,000	26,827,054	-	11,346,084	8,351,985	14,332,246	22,893,002	-	1,739,722	2,271,438	2,017,534	3,734,052	-	-		
58	PT IBI Insurance Broking	1,291,541	1,707,567	1,617,718	-	37,178	1,022,560	1,556,141	1,504,674	-	4,529	208,981	151,425	113,643	-	32,649	-		
59	PT IBS Insurance Broking Service	3,028,133	3,021,776	3,320,819	41,576,111	163,380,843	243,693,276	261,550,892	279,657,947	32,705,187	110,812,418	58,120,107	40,665,094	52,623,432	8,870,924	52,565,425	52,565,425		
60	PT Indomath Insurance Consultant	3,285,117	3,033,053	3,744,178	5,703,202	5,675,889	1,043,016	1,197,957	1,278,682	1,816,983	1,153,788	2,238,101	1,834,086	2,484,528	3,886,819	4,522,935	4,522,935		
61	PT Indonesia Insurance Brokers	2,988,135	2,639,083	2,492,284	2,057,039	1,684,974	1,739,279	1,400,701	1,301,040	944,933	571,121	1,229,456	1,238,382	1,191,244	1,172,946	1,172,946	1,172,946		
62	PT Indurama Insurance Broker Utama	43,039,675	67,092,528	80,404,666	87,070,690	91,274,159	81,377,002	24,815,536	32,310,072	33,683,905	27,071,409	34,902,672	42,476,993	48,094,644	53,986,785	64,202,750	64,202,750		
63	PT Inscu Multi Pratama	1,482,809	2,730,608	7,286,097	4,305,873	16,289,802	385,776	1,409,166	4,763,541	2,046,062	13,978,649	1,107,033	1,321,412	2,522,556	2,259,811	2,291,154	2,291,154		
64	PT Insurance Broker Consultant International	1,031,030	1,303,507	1,484,201	1,483,870	1,193,624	887,393	232,159	320,616	470,023	1,094,135	143,637	1,071,348	1,163,985	1,023,947	645,489	645,489		
65	PT Inter Riasa Putra	-	-	-	2,224,747	-	-	-	-	-	1,109,938	-	-	-	-	1,114,808	-		
66	PT Intercastral Indonesia	1,386,069	4,753,318	3,404,007	2,852,982	1,890,566	1,050,288	3,167,068	1,985,189	1,375,985	639,339	345,811	1,585,222	1,434,818	1,477,607	1,477,607	1,477,607		
67	PT ISTPRO Inti Nusa	-	2,412,591	2,281,440	2,168,583	1,714,877	-	1,411,239	1,280,406	1,123,943	633,315	-	1,001,352	1,021,034	1,045,920	1,083,582	1,083,582		
68	PT Jasa Advisindo Segitiera	2,924,705	3,998,891	3,570,750	-	2,094,276	1,885,549	1,924,319	2,249,319	-	1,065,286	1,041,105	1,475,762	1,321,431	-	1,031,010	-		
69	PT Jaya Insurance Brokers	998,734	2,070,086	1,687,487	3,012,313	4,240,247	350,413	817,753	116,136	420,437	1,450,616	648,321	1,252,313	1,541,352	2,591,875	2,789,631	2,789,631		
70	PT Jaya Proteksindo Sakti	3,081,217	3,786,851	12,782,278	19,738,951	18,116,500	1,294,984	1,753,763	10,141,229	16,120,310	16,952,703	1,786,223	2,043,088	2,651,047	3,616,821	1,163,797	1,163,797		
71	PT Jets Indonesia **)	-	-	-	-	1,020,810	-	-	-	-	238,185	-	-	-	-	782,625	-		
72	PT Jember Insurance Broker and Consultant	2,075,912	2,301,482	4,579,873	2,050,113	7,402,903	1,001,276	775,773	2,835,389	288,825	5,599,555	1,074,636	1,525,689	1,744,504	1,761,288	1,803,348	1,803,348		
73	PT Kai Besar Raya Utama	87,939,423	77,655,838	112,345,253	190,620,388	285,593,289	49,327,215	29,149,708	50,287,637	111,116,181	166,940,936	39,592,238	48,706,130	62,057,616	79,504,205	100,552,353	100,552,353		
74	PT Kari Besa Raya Utama	4,380,513	3,754,715	4,682,940	5,376,502	6,761,472	2,195,029	980,959	1,561,177	3,512,967	3,512,967	1,185,502	2,779,986	3,192,772	3,450,546	3,281,450	3,281,450		
75	PT Laren Insurance Broker	1,711,363	3,217,343	2,250,007	2,172,139	2,089,014	686,892	1,931,439	895,756	877,474	1,024,471	1,295,904	1,355,157	1,366,383	1,366,383	1,366,383	1,366,383		
76	PT Lead Insurance Broker	3,095,110	1,680,633	1,515,159	1,534,485	1,385,659	1,712,879	1,018,615	904,287	333,235	251,473	1,382,231	662,018	1,010,972	1,201,250	1,134,168	1,134,168		
77	PT Liberty & General Risk Service **)	-	-	-	-	-	-	-	-	-	-	-	-	-	-	-	-		
78	PT Lilean Pabang Asuransi **)	-	-	-	-	1,290,883	-	-	-	-	290,747	-	-	-	-	1,009,916	-		
79	PT Lumumbi Seil	17,814,139	16,789,343	19,454,989	22,360,376	24,706,704	6,969,166	5,894,426	7,859,916	10,289,800	11,677,727	10,844,943	10,984,917	11,595,073	12,090,476	13,028,977	13,028,977		
80	PT Madani Karya Mandiri	2,186,775	2,166,775	7,877,779	4,952,673	15,944,718	1,145,120	1,145,120	6,490,341	3,193,148	10,796,650	1,021,655	1,387,438	1,759,526	1,759,526	4,847,898	4,847,898		
81	PT Magnus Mitra Segitiera	7,231,614	5,326,372	4,526,046	4,469,429	5,006,227	6,205,403	4,021,901	3,453,720	5,138,738	3,793,212	1,026,411	1,304,411	1,072,328	(669,309)	1,213,015	1,213,015		
82	PT Mau Anugerah Proteksi	561,013	1,018,922	1,010,700	1,099,718	1,241,822	305	305	-	-	32,559	580,708	1,018,922	1,010,700	1,099,718	1,209,263	1,209,263		
83	PT Makna Mandiri Insurance Broker *)	311,318	1,879,132	1,066,892	-	-	21,688	727,138	56,019	-	-	289,630	1,151,996	1,010,700	-	-	-		
84	PT Mangapa Artha Segitiera	1,632,906	1,104,139	1,561,230	-	6,975,696	561,063	34,197	478,186	-	1,781,788	1,071,443	1,069,942	1,083,044	-	5,183,908	-		
85	PT Manunggal Bhakti Suci	13,500,630	7,218,882	7,148,429	8,286,886	8,012,869	8,897,352	2,033,623	1,575,037	1,731,443	789,145	4,603,478	5,185,239	5,573,392	6,555,453	7,223,024	7,223,024		
86	PT Manunggal Insurance Broker *)	628,886	478,141	-	-	-	460,176	337,699	-	-	-	166,710	140,642	-	-	-	-		
87	PT Medan Putra Manunggal	28,317,692	29,420,693	31,176,655	33,107,158	51,807,698	3,708,977	2,951,688	2,411,554	2,519,118	3,088,286	25,608,315	26,469,426	28,785,301	30,988,040	48,719,692	48,719,692		
88	PT Melanora Mula Agung	503,024	462,794	1,274,645	2,323,782	2,323,782	36,169	17,250	980,017	953,923	466,865	466,544	1,274,645	1,353,136	1,389,659	1,389,659	1,389,659		
89	PT Metropolitan Krida Jaya	1,438,164	1,976,507	2,450,156	2,871,134	1,547,973	665,408	861,643	1,351,250	1,567,515	448,199	772,756	1,114,864	1,098,906	1,303,619	1,101,774	1,101,774		
90	PT Mitra Dhana Ambaraksha	6,395,170	6,021,594	4,313,718	5,349,437	6,732,807	4,615,739	3,175,744	1,161,855	1,860,847	3,181,445	1,769,431	2,845,850	3,151,863	3,489,500	3,551,362	3,551,362		
91	PT Mitra Dhana Ambaraksha	6,889,909	6,017,288	6,212,604	6,112,543	7,774,331	5,087,504	3,589,381	3,056,125	2,116,569	2,851,329	1,802,065	2,427,887	3,156,719	3,985,974	5,122,903	5,122,903		
92	PT Mitra Iswara & Rompandey	19,344,778	13,491,914	18,465,597	30,965,897	53,719,253	15,079,145	6,293,168	3,906,572	3,646,365	9,385,729	4,265,633	7,198,729	14,989,065	27,338,532	44,353,504	44,353,504		
93	PT Mitra Jasa Pratama	17,240	1,013,592	1,030,164	1,581,483	2,056,955	-	-	-	330,000	1,022,302	17,240	1,013,592	1,030,164	1,251,483	1,034,054	1,034,054		
94	PT Mitra Sarana Insurance Broker *)	1,007,759	830,902	-	-	-	821,972	618,867	-	-	-	185,787	212,035	-	-	-	-		
95	PT Mitra Sentosa Paramahadi	749,151	2,242,138	2,316,766	1,862,989	1,372,074	402,660	1,408,482	1,219,484	826,971	1,188,806	346,461	833,596	1,097,265	1,097,265	1,097,265	1,097,265		
96	PT Mitra Sinergo Proteksindo	-	-	-	-	-	-	-	-	-	-	-	-	-	-	-	-		
97	PT Mitra Susastiana *)	-	-	-	-	-	-	-	-	-	-	-	-	-	-	-	-		
98	PT Mitrani Peking Asuransi	-	5,169,929	1,734,384	1,184,256	1,998,233	-	4,186,577	725,172	61,626	846,135	-	1,015,352	1,011,212	1,122,430	1,149,088	1,149,088		
99	PT Multi Adira Insurance Brokers	130,877	1,351,161	4,73															

NO.	NAMA PERUSAHAAN NAME OF COMPANIES	ASSETS					LIABILITIES					MODAL SENIORI EQUITY				
		2008 (3)	2009 (4)	2010 (5)	2011 (6)	2012 (7)	2008 (8)	2009 (9)	2010 (10)	2011 (11)	2012 (12)	2008 (13)	2009 (14)	2010 (15)	2011 (16)	2012 (17)
104	PT Mulia Indonesia *)															
105	PT Nadi Jasa Pratama	1.320.009	1.413.324	1.441.840	1.456.285	1.484.266	491.159	92.704	55.598	131.415	69.654	1.271.650	1.320.620	1.386.242	1.324.880	1.425.412
106	PT National Insurance Brokers	2.099.877	2.046.431	2.257.919	3.897.231	4.165.367	968.892	548.893	510.788	1.864.374	1.976.362	1.131.065	1.497.748	1.747.161	2.032.857	2.187.205
107	PT Nugraha Perkasa Mandiri	1.178.084	1.175.783	1.240.908	2.458.170	1.725.324	35.973	73.267	76.285	1.288.329	712.768	1.142.221	1.102.516	1.164.341	1.169.841	1.012.656
108	PT Nusantara Palang Asuransi **)															
109	PT Nusantara Insurance Broker & Consultant	333.968	3.141.026	4.269.376	6.263.447	11.824.848	241.260	2.084.954	3.141.143	5.100.438	9.137.625	92.846	1.046.072	1.128.233	1.163.011	2.687.223
110	PT Pacific Indonesia Belgia	3.765.650	3.565.931	4.053.668	9.438.995	16.436.622	2.510.288	1.808.706	1.238.382	4.773.938	11.121.871	1.246.662	1.761.225	2.814.176	4.663.057	5.314.751
111	PT PAIB Indonesia **)															
112	PT Padalin International	8.896.481	6.500.148	9.800.922	11.844.088	11.832.580	6.158.491	643.450	2.822.727	3.896.116	3.213.313	2.727.991	5.956.688	6.977.995	7.947.992	8.616.277
113	PT Paninero Inti Cipta	1.216.571	1.517.805	2.637.367	1.926.941	2.993.147	722.750	481.673	1.526.946	763.992	730.665	499.821	1.006.132	1.111.021	1.162.189	2.252.482
114	PT Pasindo Utama	1.998.481	1.264.778	1.175.981	914.760	492.800	492.800	1.424	96.141	835	835	1.505.881	1.263.354	1.079.839	913.922	913.922
115	PT Pegasus Insurindo	3.970.949	4.148.609	2.969.318	3.208.103	2.817.456	2.970.636	2.874.552	1.761.127	1.784.095	1.668.648	1.000.213	1.272.057	1.208.911	1.424.008	1.148.908
116	PT Penta Pro Indonesia															
117	PT Peranas Agung	26.488.654	24.978.326	24.997.929	26.448.313	6.645.632	2.709.154	1.614.831	1.242.685	3.592.438	2.003.229	22.750.300	23.384.495	23.755.235	22.885.875	22.885.875
118	PT Perdana Wahana Sentosa															
119	PT Perisa Bhakti Rahaudio	347.841	2.395.200	2.119.576	1.638.189	2.054.707	10.925	1.077.037	725.287	222.037	980.050	336.916	1.378.163	1.394.319	1.414.152	1.446.857
120	PT Perisa Indonesia	1.997.342	2.292.088	2.383.358	5.072.163	4.237.974	733.336	987.889	1.001.709	2.674.628	1.662.348	1.284.006	1.304.178	1.381.649	2.397.535	2.575.625
121	PT Petrian Sepahera **)															
122	PT Pratama Karya Insurance Broker *)															
123	PT Premier Investama Bersama															
124	PT Prosea Broker Asuransi	10.490.686	8.960.841	6.328.942	3.967.914	3.810.318	9.387.391	7.953.024	5.517.721	2.875.889	2.627.717	1.063.195	1.007.817	811.222	1.092.345	1.182.801
125	PT Proteks Antar Nusa	204.351	1.219.196	2.355.542		3.672.778	53.606	6.501	1.500.485		4.167.206	150.745	1.212.894	1.085.057		1.705.570
126	PT Proteks Pratama															
127	PT Proteksindo Broker Asuransi	1.644.089	1.953.037	2.853.124	2.479.384	4.427.683	283.326	729.915	1.533.480	1.040.988	2.950.099	1.360.762	1.223.122	1.319.674	1.438.376	1.477.584
128	PT Rajawali Insurance Brokers	6.852.968	3.349.725	3.447.951	3.754.786	4.286.899	6.137.714	2.034.306	1.709.807	1.301.021	1.111.745	715.252	1.315.419	1.737.784	2.453.765	3.175.153
129	PT Rajawali Palang Asuransi	3.001.613	3.893.266	2.867.318	2.982.979	3.227.025	2.053.974	1.938.919	997.728	734.633	897.168	947.479	1.644.347	1.869.590	2.249.347	2.529.957
130	PT Rama Mitra Jasa	2.159.901	4.821.419	4.130.926	4.044.349	4.054.226	1.938.861	3.520.174	2.882.450	2.582.437	2.337.120	222.450	1.101.245	1.248.476	1.481.912	1.717.105
131	PT Rimas Proteksindo Utama	656.061	7.944.510	1.655.652	2.337.429	2.200.113	617.043	6.750.544	988.530	937.935	807.720	39.918	1.933.967	687.123	1.399.494	1.282.933
132	PT Risk Services Indonesia															
133	PT Royal Imperium Broker Services	388.853	1.467.112	2.287.538	2.882.226	3.292.653	224.152	303.580	1.130.437	1.770.841	2.703.694	164.801	1.163.531	1.157.098	1.171.395	1.229.197
134	PT Sale Insurance Brokers															
135	PT Sainsara Arita	3.151.746	11.464.507	3.631.007	4.571.055	5.731.245	3.329.592	10.545.668	2.510.393	2.700.389	2.603.072	(177.846)	916.539	1.120.614	1.870.666	3.122.173
136	PT Santa Miles Indonesia	4.766.913	5.402.291	4.600.319	2.911.684	3.421.284	3.365.791	3.867.837	3.425.872	1.724.898	2.230.878	1.401.122	1.534.414	1.174.448	1.186.786	1.190.407
137	PT Sarana Janessa Utama	10.826.916	10.341.900	13.049.949	10.547.593	84.531.007	2.452.477	1.426.714	2.576.444	1.857.212	73.431.862	8.374.039	8.915.186	10.473.205	8.690.361	11.069.146
138	PT Sayu Wahana Indonesia															
139	PT Sejana Pasnik Servisrama	3.925.108	9.743.748	14.886.299	10.036.750	41.060.019	2.882.887	8.570.160	13.572.962	16.303.894	38.575.386	1.042.221	1.773.588	1.293.337	1.732.886	2.494.653
140	PT Sehati Mitra Realita Indonesia Wai Nusa															
141	PT Sentana Mitra Kualita	429.669	1.347.549	1.347.549		3.000.357	86.136	201.795	207.795	7.718	1.182	343.434	1.145.754	1.145.754	1.316.675	
142	PT Serpitan Palang Asuransi *)	589.752	1.071.371			2.312.319	143.303	64.501				426.449	1.006.870			
143	PT Setia Insene Insurance Broker	1.583.468	1.944.018	2.172.086	2.752.694	2.242.825	477.015	705.547	1.134.247	1.645.652	1.102.630	1.106.451	1.238.471	1.037.639	1.106.842	1.139.986
144	PT Sar Perdana Asuransi	239.000	1.720.764	1.257.253	1.184.935	1.400.310	56.289	649.406	192.197	101.697	393.711	182.701	1.071.358	1.065.056	1.083.288	1.070.689
145	PT Snergi Adi Utama **)															
146	PT Snergi Mitadana Proteks **)															
147	PT Sino Insurance Brokers	775.283	1.292.876	1.316.582	1.275.889	1.118.670	226.578	232.028	266.543	232.985	77.343	548.705	1.050.848	1.048.039	1.043.514	1.041.327
148	PT Talsman Insurance Brokers	281.97.765	34.819.643	36.314.984	46.938.901	58.100.047	22.952.104	25.998.366	24.489.971	31.918.090	39.742.005	6.245.861	8.821.277	11.825.013	15.020.811	18.358.042
149	PT Terasjan Indonesia															
150	PT Tigara Mitra Sepahera															
151	PT Tjovita Tsusio Insurance Broker Indonesia	3.044.100	13.821.905				35.178	10.020.496				3.009.012	3.801.409			1.209.544
152	PT TjDharma Proteks	3.936.692	5.469.981	4.720.989	8.227.201	9.751.767	2.826.924	4.250.356	3.046.682	5.972.454	6.555.261	1.079.728	1.216.605	1.670.427	2.354.767	3.189.306
153	PT TjInstitusi Broker	2.932.450	2.395.989	2.341.929	2.947.707	2.926.933	1.916.604	1.165.689	824.288	1.171.158	938.900	1.015.946	1.191.510	1.517.841	1.376.549	1.367.993
154	PT TjUng Insurance Brokers	11.630.017	15.309.152	16.551.267	16.072.741	19.175.272	8.265.437	11.951.428	12.237.401	10.847.690	12.401.257	3.866.580	3.357.726	4.313.866	5.225.051	6.733.145
155	PT TjUng Insurance Services	20.962.201	19.906.241	14.523.024	12.050.639	17.897.545	13.306.090	10.694.763	5.989.502	3.984.112	10.053.081	7.657.111	9.300.478	8.533.522	8.066.527	7.834.464
156	PT Vega Prima Insurindo	2.279.831	3.953.178	2.579.093	2.888.135	4.185.721	1.808.633	1.332.983	1.167.687	1.167.865	2.137.622	471.198	1.230.595	1.417.408	1.700.270	2.048.100
157	PT Vasi Bersama Saranahu	5.764.190	3.097.487	3.541.898	2.935.942	5.089.371	4.029.811	1.382.034	2.086.652	1.364.933	3.218.130	1.734.379	1.716.463	1.455.246	1.571.009	1.874.441
158	PT Web Proteks Solusindo	1.359.107	1.892.182	1.458.477	1.527.946	2.066.073	523.750	873.516	427.229	458.926	1.034.828	835.357	1.018.666	1.031.248	1.069.020	1.031.246
	<b>SUB TOTAL</b>	<b>1.063.395.318</b>	<b>1.193.249.466</b>	<b>1.377.795.995</b>	<b>1.302.614.545</b>	<b>1.920.175.168</b>	<b>682.543.958</b>	<b>712.727.638</b>	<b>804.305.638</b>	<b>707.271.708</b>	<b>1.168.891.578</b>	<b>410.771.960</b>	<b>480.476.828</b>	<b>573.460.957</b>	<b>595.342.837</b>	<b>751.283.979</b>

NO.	NAMA PERUSAHAAN NAME OF COMPANIES	ASSETS				LIABILITIES				MODAL SENDIRI EQUITY						
		2008 (3)	2009 (4)	2010 (5)	2011 (6)	2012 (7)	2008 (8)	2009 (9)	2010 (10)	2011 (11)	2012 (12)	2008 (13)	2009 (14)	2010 (15)	2011 (16)	2012 (17)
<b>PERUSAHAAN PALANG ASURANSI PATUNGAN JOINT VENTURE INSURANCE BROKERS</b>																
1	PT AOM Indonesia	210.005.623	108.313.865	139.866.491	6.447.081	201.191.101	173.948.484	73.848.960	105.284.481	322.502	159.952.323	36.057.129	32.364.915	34.322.010	61.24.579	41.238.778
2	PT Howden Insurance Brokers Indonesia (dih PT Accetite Broker Asuransi)	-	-	-	-	41.356.778	-	-	-	-	39.937.504	-	-	-	-	1.419.275
3	PT Jardine Lloyd Thompson	259.324.830	232.178.749	322.620.095	346.584.040	297.406.962	229.406.747	207.287.953	294.431.639	312.949.926	268.286.792	29.188.083	24.890.796	28.188.456	35.614.514	29.120.170
4	PT Marsh Indonesia	250.803.608	263.254.628	453.751.336	350.059.530	413.229.700	184.843.887	210.130.284	390.220.388	278.546.952	340.039.178	55.959.740	56.134.544	63.530.938	71.544.578	73.199.331
5	PT Panasonic Insurance Service Indonesia	5.651.767	5.698.844	6.336.758	9.151.285	11.638.806	411.945	228.892	235.769	443.766	320.287	5.139.822	4.740.232	6.300.959	8.707.469	11.318.119
6	PT Lionita Tustho Insurance Broker Indonesia	-	-	11.423.058	22.742.663	43.452.886	-	-	6.943.292	16.409.215	32.202.639	-	-	4.479.766	6.333.548	11.250.248
7	PT Willis Indonesia	83.762.374	93.005.631	117.859.413	125.289.151	132.147.276	88.027.905	78.961.603	92.838.207	91.120.046	95.690.340	4.734.469	14.043.908	25.023.208	34.138.105	46.466.936
<b>SUB TOTAL I</b>		<b>819.448.202</b>	<b>705.461.947</b>	<b>1.051.797.151</b>	<b>862.287.850</b>	<b>1.140.423.518</b>	<b>607.639.958</b>	<b>570.587.512</b>	<b>689.931.616</b>	<b>689.794.027</b>	<b>925.420.063</b>	<b>131.809.243</b>	<b>134.904.435</b>	<b>161.865.535</b>	<b>162.463.823</b>	<b>214.003.457</b>
<b>PERUSAHAAN PALANG REASURANSI REINSURANCE BROKERS</b>																
1	PT Adhi Lintas Finance	7.814.186	6.639.763	14.624.512	16.405.026	28.467.769	6.653.557	6.225.846	10.837.296	11.587.299	22.569.977	1.160.629	2.433.917	3.787.216	4.837.727	5.887.792
2	PT Adi Pratama Asia	3.965.437	4.269.231	3.156.199	3.628.325	4.056.251	1.620.654	2.652.037	1.625.952	2.186.925	2.381.118	1.338.783	1.417.194	1.530.247	1.441.400	1.675.133
3	PT AOM Bertek Indonesia	7.013.412	6.515.216	8.278.884	6.447.081	8.708.796	1.030.008	710.275	1.008.457	322.511	1.060.347	5.883.404	5.804.941	7.288.427	6.124.570	7.649.449
4	PT Alpha Dana Mandiri	-	-	-	-	2.512.790	-	-	-	-	1.173.389	-	-	-	-	1.339.401
5	PT Asara Bangsa	3.059.016	2.896.122	6.895.537	6.536.302	7.006.626	1.975.980	1.288.883	4.676.980	4.397.709	4.729.345	1.083.926	1.427.239	1.828.577	2.140.593	2.278.481
6	PT Asuransi Amasangka	34.186.638	46.462.153	26.059.471	42.349.518	36.421.070	31.013.121	43.244.649	23.237.672	39.154.748	32.452.975	3.173.517	3.229.104	2.821.799	3.194.770	3.888.095
7	PT Best One Asia Reinsurance Brokers	-	-	2.254.903	5.135.955	7.349.844	-	-	602.489	3.229.938	5.724.930	-	-	1.652.414	1.606.017	1.624.915
8	PT Chartered Reinsurance Brokers	-	-	-	-	1.452.657	-	-	-	-	310.292	-	-	-	-	1.142.366
9	PT Citra Coleman Asia Reinsurance Broker	-	-	3.474.384	4.148.587	3.641.326	-	-	2.386.706	2.568.393	2.807.195	-	-	1.085.678	1.190.174	1.034.131
10	PT Eregi Mandiri Internasional (**)	1.835.838	4.040.754	6.633.739	6.870.829	9.473.019	1.324.479	2.485.665	4.390.122	4.182.459	6.402.333	611.359	1.555.089	2.243.617	2.880.370	3.070.866
11	PT Esa Bina Sejahtera	-	-	-	-	1.186.371	-	-	-	-	117.612	-	-	-	-	1.088.758
12	PT Force Adhiana (**)	-	-	-	-	1.360.981	-	-	-	-	4.274	-	-	-	-	1.366.707
13	PT Hanover Indonesia (dih Multi Semtra Wahana Asuransi)	1.121.660	3.044.300	5.446.151	9.008.500	12.653.603	731.584	2.075.124	4.276.321	7.621.161	11.002.586	308.396	1.089.288	1.189.820	1.387.339	1.950.910
14	PT Indones Reinsurance Brokers	1.574.338	1.345.224	1.868.435	3.940.301	3.940.301	-	205.056	349.718	715.884	1.940.960	-	1.093.831	1.143.366	1.170.551	1.199.521
15	PT IS Reinsurance Brokers	72.142.133	94.587.746	151.394.973	-	36.199.650	66.105.119	87.010.301	143.406.093	-	25.292.320	6.037.014	4.557.045	7.988.980	2.252.118	10.907.530
16	PT Ibu Reinsurance Broker Utama	4.734.290	8.195.861	7.355.544	8.205.727	14.803.166	3.691.590	6.884.325	6.512.686	5.953.609	10.227.167	1.042.700	1.211.636	842.659	2.252.118	4.675.998
17	PT Jascotika Romboka	8.863.321	8.559.662	12.807.970	-	40.866.812	5.476.291	3.943.350	7.456.921	-	32.232.941	3.385.030	4.616.312	5.451.049	-	8.733.871
18	PT Java Raya Reasuransi Broker	4.887.887	4.632.866	4.199.593	37.985.733	-	4.411.929	3.614.608	3.174.902	31.467.151	-	455.998	1.017.988	1.024.891	651.6592	-
19	PT Mandiri Internasional	20.814.697	18.732.662	5.457.130	8.108.611	2.340.299	17.333.127	15.065.707	6.291.389	7.458.134	1.825.749	3.881.570	3.686.355	633.959	650.627	514.550
20	PT Mega Jasa Reasuransi Brokers	9.425.721	15.571.658	15.970.130	16.693.684	15.201.853	6.176.184	11.316.403	9.401.731	8.460.580	3.249.537	3.249.537	4.256.255	5.419.175	6.281.863	6.741.273
21	PT Patagon Reinsurance Brokers	1.201.832	1.378.226	1.226.841	2.898.739	2.765.255	169.861	330.547	155.981	1.020.888	891.360	1.031.971	1.047.679	1.071.250	1.877.851	1.873.814
22	PT Pinar Internasional	9.266.488	20.553.379	10.765.959	9.661.399	9.377.411	7.222.141	18.901.461	9.218.688	8.611.880	8.137.701	2.044.347	1.651.918	1.546.271	1.045.518	1.139.110
23	PT Pemas Agung	-	-	-	-	36.867.183	-	-	-	-	10.953.670	-	-	-	-	25.973.512
24	PT Palang Reasuransi Dekal Indonesia	18.237.054	8.045.981	10.223.574	6.532.612	9.659.788	14.691.430	4.109.962	5.709.628	2.345.651	5.658.759	3.545.624	3.936.019	4.513.946	4.186.961	4.001.029
25	PT Proteksi Wahana Semesta	-	-	-	-	8.093.139	-	-	-	-	6.883.658	-	-	-	-	1.174.481
26	PT Simas Reinsurance Brokers	4.441.712	7.281.447	17.067.853	31.706.441	57.140.559	1.446.047	2.135.349	8.492.916	19.083.069	37.260.117	2.956.665	5.146.098	8.574.937	12.643.372	19.880.442
27	PT Surya Sejahtera Makmur Perdana (*)	6.810.968	-	-	-	-	4.056.812	-	-	-	-	-	2.554.156	-	-	-
28	PT Tab Re International	-	1.182.180	3.000.794	13.871.291	22.862.683	441.771	147.514	1.965.163	12.804.067	21.425.648	426.777	1.034.686	1.015.631	1.067.224	1.237.035
29	PT Timly Re	12.103.332	13.215.424	15.281.056	28.953.284	51.060.133	11.102.846	12.162.204	14.133.856	25.471.810	49.104.406	1.000.486	1.053.220	1.147.200	1.481.484	1.955.727
30	PT United Palang Reasuransi	-	-	18.026.099	3.408.045	1.950.240	-	-	-	-	235.623	-	-	-	-	1.010.899
31	PT Via Broker Reasuransi Indonesia (**)	-	-	-	-	-	-	-	-	-	-	-	-	-	-	1.050.240
<b>SUB TOTAL II</b>		<b>232.780.470</b>	<b>279.888.869</b>	<b>350.966.820</b>	<b>267.452.243</b>	<b>455.865.881</b>	<b>187.661.621</b>	<b>225.579.267</b>	<b>287.499.682</b>	<b>200.470.660</b>	<b>310.670.660</b>	<b>45.088.649</b>	<b>54.316.622</b>	<b>63.307.138</b>	<b>66.961.563</b>	<b>125.015.919</b>
<b>TOTAL</b>		<b>2.115.543.990</b>	<b>2.179.610.303</b>	<b>2.780.360.567</b>	<b>2.432.304.638</b>	<b>3.486.284.557</b>	<b>1.527.864.538</b>	<b>1.508.009.417</b>	<b>1.981.737.135</b>	<b>1.607.536.415</b>	<b>2.405.982.302</b>	<b>597.679.453</b>	<b>669.700.866</b>	<b>798.623.431</b>	<b>824.766.223</b>	<b>1.090.302.255</b>

\*) Tidak menyampaikan LaporanHave Not Submitted Annual Report  
 \*\*) Pencabutan izin Usaha Tahun 2012/Licenses have been revoked at the end 2012  
 \*\*\*) Pemberian izin Usaha Tahun 2012/New licence at the end 2012

TABEL : 7.7 / TABLE : 7.7  
LABA (RUGI) TAHUN 2008 - TAHUN 2012  
PROFIT (LOSS) IN 2008 - 2012

NO.	NAMA PERUSAHAAN NAME OF COMPANIES	PENDAPATAN /INCOMES					BIAYA-BIAYA EXPENSES					LABA (RUGI) PROFIT (LOSS)				
		2008 (3)	2009 (4)	2010 (5)	2011 (6)	2012 (7)	2008 (8)	2009 (9)	2010 (10)	2011 (11)	2012 (12)	2008 (13)	2009 (14)	2010 (15)	2011 (16)	2012 (17)
<b>PERUSAHAAN PIALANG ASURANSI SWASTA NASIONAL</b>																
<b>NATIONAL PRIVATE INSURANCE BROKERS</b>																
1	PT AA Pialang Asuransi	402.732	(58.234)	2.182.021	2.530.209	7.682.987	404.326	194.575	1.115.459	1.515.133	6.886.043	(1.594)	(262.809)	1.047.381	1.015.077	706.944
2	PT Abadi Proteksindo Artha	831.185	1.148.234	733.226	959.297	308.113	840.621	961.883	716.096	449.808	405.539	(9.436)	188.351	17.130	509.489	(97.426)
3	PT Adi Antara Asia	4.050.438	6.218.427	5.706.645	9.050.788	12.249.149	3.678.390	5.949.308	4.781.041	8.296.641	11.375.822	372.847	267.119	926.804	754.146	873.326
4	PT Advia Terapan Proteksindo	3.023.323	3.747.786	2.445.267	3.143.844	3.780.621	2.827.184	3.724.189	2.379.274	2.847.189	3.722.214	196.139	17.587	65.983	286.645	58.407
5	PT Algra Insurance Brokers	238.031	233.523	279.962	311.440	356.327	220.511	205.089	243.584	273.912	313.667	17.520	28.434	36.378	37.528	42.660
6	PT Andika Mitra Segati **)	-	-	-	-	-	-	-	-	-	-	-	-	-	-	-
7	PT Andromeda Internasional	-	-	-	-	1.702	-	-	125.000	104.129	-	-	-	(125.000)	(125.000)	(102.427)
8	PT Antar Nusa Proteksi	-	-	-	-	794.207	-	-	-	932.986	-	-	-	-	-	(138.789)
9	PT Antara Intermediary Indonesia	4.113.594	3.669.140	5.056.488	5.498.076	5.211.252	3.632.161	3.301.329	3.893.588	4.613.206	4.576.409	281.433	367.811	1.162.900	892.870	634.843
10	PT Anugerah Bersama Berkah Abadi	-	-	290.376	3.121.755	3.472.804	42.000	341.400	3.010.895	3.170.051	3.391.400	(42.000)	(51.024)	110.860	98.919	81.404
11	PT Anugrah Alma Adiguna	98.791	158.116	138.116	326.665	1.203.625	162.410	377.265	366.296	241.150	683.108	(63.619)	(219.149)	(208.180)	85.515	520.517
12	PT Anugrah Media Broker	-	187.724	-	187.724	1.018.030	-	-	177.662	1.028.035	-	-	-	10.062	-	(10.005)
13	PT Artha Jasa Indonesia *)	377.420	-	-	-	-	405.134	-	-	-	-	(27.714)	-	-	-	-
14	PT Artha Rahajaja Insurance Broker	1.849.522	1.128.935	1.211.559	1.145.273	1.835.337	1.234.269	1.038.158	1.009.843	1.169.882	1.462.988	615.253	88.776	201.716	(24.609)	372.369
15	PT Asia Finance Risk	1.834.960	-	74.725	62.901	334.264	1.260.254	578.377	521.723	193.234	535.810	574.706	(578.377)	(446.998)	(130.333)	(201.547)
16	PT Asia Insurance Direct Brokers *)	80.000	-	-	-	-	721.995	-	-	-	-	(841.995)	-	-	-	-
17	PT Asia International Insurance Brokers	445.474	495.400	1.398.522	894.420	174.033	312.293	279.381	1.111.250	725.572	289.658	133.181	216.019	282.271	208.848	(96.625)
18	PT Asia Kanti	1.262.928	1.615.411	2.496.755	2.860.861	2.852.309	(1.201.193)	1.485.519	1.884.719	2.321.219	2.448.670	2.464.121	129.892	612.036	539.642	403.639
19	PT Axi Asia	-	4.921.844	6.449.188	10.860.966	14.499.226	-	-	4.838.824	6.122.570	8.890.220	-	-	93.020	326.618	2.070.746
20	PT Bahtera Mitra Jasa	922.348	782.128	697.844	784.453	633.664	868.844	767.885	677.338	756.451	566.808	53.503	14.243	20.506	28.002	66.655
21	PT Best Proteksi Indonesia ***)	-	-	-	-	6.043.690	-	-	-	-	5.355.705	-	-	-	-	697.985
22	PT BGR Insurance Broker	5.949.624	6.438.916	6.370.076	7.164.731	9.181.437	5.907.029	6.111.555	6.791.087	6.474.986	8.524.520	442.595	328.361	(421.011)	689.735	656.917
23	PT Bhnika Cipta Lesani	245.884	333.007	428.225	499.235	630.100	268.893	256.739	283.101	272.180	301.436	(23.309)	76.268	146.624	227.055	328.664
24	PT Bina Dana Sejahtera	2.394.255	2.063.466	2.063.466	2.401.891	2.342.783	2.136.922	1.877.068	1.852.823	2.084.186	2.053.241	297.333	166.398	210.843	347.105	289.542
25	PT Bina Kridatama Nusantara	215.154	2.448.721	1.732.972	3.145.458	4.240.000	523.439	2.267.366	2.120.132	3.134.225	3.881.977	(308.295)	181.355	(967.159)	11.233	558.023
26	PT Bina Mandiri Insurance Broker *)	475.861	845.440	146.294	-	-	417.341	598.775	282.013	-	-	58.520	246.665	(135.719)	-	-
27	PT Bina Karya Sarna Insurance Broker *)	84.012	78.979	81.818	-	-	43.314	51.683	54.011	-	-	40.688	27.416	27.807	-	-
28	PT Bina Sentra Puna	39.721.430	57.148.333	70.958.047	79.877.122	89.240.942	23.917.742	28.994.947	26.588.431	33.635.266	54.460.151	16.403.888	28.243.386	44.369.616	46.251.836	34.780.791
29	PT Brilliant Insurance Broker ***)	-	-	-	-	304.742	-	-	-	-	274.347	-	-	-	-	30.395
30	PT Brinjin Sejahtera Makmur	18.529.883	21.474.213	24.188.224	27.309.810	33.150.854	13.127.208	13.785.554	12.576.247	12.580.828	19.552.400	5.402.175	7.888.659	11.591.977	14.728.982	13.598.454
31	PT Brocade Insurance Broker	20	-	2.777.768	12.376.788	-	217.965	22.724	-	2.963.774	12.929.711	(27.945)	(22.274)	-	(186.006)	347.017
32	PT Buana Jasa Pratama	2.093.674	2.214.679	2.224.390	3.000.114	4.026.102	1.966.930	2.155.002	1.945.980	2.545.474	3.877.974	126.744	126.744	278.330	454.640	148.728
33	PT Buana Lintas Persada	-	43.824	438.680	8.014	811.060	-	434.371	295.374	279.622	957.336	-	(390.546)	143.266	(271.608)	(146.246)

Dalam Ribuan Rupiah  
In Thousand Rupiah



NO.	NAMA PERUSAHAAN NAME OF COMPANIES	PENDAPATAN INCOMES					BIAYA-BIAYA EXPENSES					LABA (RUGI) PROFIT (LOSS)				
		2008 (8)	2009 (4)	2010 (5)	2011 (6)	2012 (7)	2008 (8)	2009 (9)	2010 (10)	2011 (11)	2012 (12)	2008 (13)	2009 (14)	2010 (15)	2011 (16)	2012 (17)
34	PT Bumi Insurance Brokers	3.866.633	1.759.231	841.466	1.435.007	3.600	3.004.954	1.647.038	1.387.145	1.422.273	(3.600)	581.679	111.193	(945.740)	12.733	
35	PT Caraka Mulia	5.169.026	5.383.779	5.810.874	6.253.444	6.912.544	4.815.640	4.619.116	4.629.267	5.286.852	353.386	784.663	1.181.607	986.592	887.177	
36	PT Central Amara Jasa	295.835	435.358	482.615	373.942	761.981	834.207	828.143	745.405	730.783	(538.372)	(392.785)	(262.790)	(356.841)	14.449	
37	PT CIB Indonesia Insurance Broker *)	88.412	-	-	-	-	67.656	-	-	-	-	-	-	-	-	
38	PT Cipta Integritas Duta	-	-	17.846.591	21.181.060	20.164.020	-	-	13.647.882	16.468.708	-	-	-	-	-	
39	PT Cipta Jini Jasa	5.064.021	4.642.664	5.180.546	4.298.392	4.157.945	4.571.716	3.701.938	4.786.373	4.113.546	493.305	940.726	394.174	184.846	(136.439)	
40	PT Dana Landung Perseas *)	8.525	-	-	-	-	271.104	212.627	-	-	(282.579)	(212.627)	-	-	-	
41	PT Dharma Honoris Reksa Pratama	4.170.394	4.540.478	5.022.133	4.159.483	7.546.776	3.982.840	4.430.699	3.963.508	3.884.495	167.554	109.779	1.068.625	274.988	926.828	
42	PT Dinamika Prima Servisiana **)	-	-	-	-	-	-	-	-	-	-	-	-	-	-	
43	PT Dinda Pratama Insurance Broker	872.054	720.387	687.700	1.314.501	1.600.000	759.039	598.382	664.944	824.119	113.045	122.035	22.756	490.382	183.622	
44	PT Driana Brokerindo	760.710	1.021.443	1.787.238	1.758.452	2.304.501	717.648	885.427	1.343.111	1.256.823	43.062	136.016	444.127	501.629	626.799	
45	PT Duta Semester Raya	12.641.268	12.150.016	16.275.063	18.154.659	21.905.695	9.630.958	9.917.359	10.326.504	11.527.090	2.950.300	2.232.657	5.948.559	6.627.569	6.826.841	
46	PT Estika Jasatama	-	6.921.378	6.426.371	9.479.463	11.913.942	-	-	5.852.954	6.999.388	-	1.441.783	573.417	2.480.095	2.402.605	
47	PT Expertia Jamin Lindung Kencana	-	-	181.920	-	65.790	-	-	392.886	-	-	-	-	(210.966)	(41.373)	
48	PT Felina Orient Pacific	4.123.521	6.851.364	4.382.595	396.260	95.727	3.611.794	6.012.306	3.339.842	1.016.550	511.727	839.058	1.042.743	(620.290)	(904.924)	
49	PT Flight Indonesia Insurance Broker	916.474	1.815.625	1.503.627	1.702.675	1.835.723	874.033	1.075.210	1.183.017	1.152.766	44.441	800.315	320.610	549.909	163.003	
50	PT Fried Marius Sabini Insurance Broker	-	3.623.487	4.189.428	-	3.446.801	-	-	3.335.946	3.887.656	-	287.541	301.772	-	34.553	
51	PT Fresnel Perdana Mandiri	6.305.982	7.683.404	9.526.696	11.590.309	12.496.596	6.101.908	7.438.591	8.787.431	11.033.869	204.074	224.813	739.285	556.440	23.271	
52	PT Geotama Karya Jasatama	7.897.013	6.043.965	6.486.726	6.889.449	7.082.838	7.504.108	7.344.394	6.064.724	6.417.894	392.905	(1.300.519)	422.002	471.555	311.092	
53	PT Global Insurance Broker	1.116.002	1.465.783	1.410.784	1.774.919	877.007	769.731	1.217.455	1.179.031	1.224.915	346.271	248.328	231.753	(49.996)	(1.263.942)	
54	PT Global Risk Management	-	213.426	81.844	1.050.195	1.252.214	-	-	158.416	73.491	-	55.010	8.353	12.547	35.344	
55	PT Gresia Media Utama	3.829.004	2.631.960	1.754.194	-	32.468	6.611.210	3.882.480	2.176.042	71.194	188.938	(2.762.206)	(1.250.500)	424.847	(71.194)	
56	PT Hagati Brokerindo	891.053	939.103	1.059.914	1.125.601	1.593.682	685.948	810.821	739.225	785.922	195.105	128.282	319.688	339.648	635.543	
57	PT Howden Insurance Brokers Indonesia (ohn PT Acetate Broker Asuransi)	4.865.263	4.716.645	7.300.066	14.042.304	-	4.285.611	4.684.929	7.561.750	11.679.688	-	576.652	31.716	(253.684)	2.382.636	
58	PT IBS Insurance Broking	522.462	307.604	99.200	-	23.931	3.663.322	365.160	597.581	-	156.140	(57.556)	(498.381)	-	(234.534)	
59	PT IBS Insurance Broking Service	621.142.406	544.971.199	3.237.678	45.438.894	-	44.260.564	-	37.818.015	2.285.398	17.881.842	16.679.184	922.280	2.394.774	-	
60	PT Indombi Insurance Consultant	3.229.945	1.972.557	3.221.203	4.066.999	3.327.159	2.720.538	2.376.562	2.590.773	2.493.306	509.407	(404.005)	630.430	1.573.693	635.277	
61	PT Indonesia Insurance Brokers	1.838.084	1.111.689	1.053.412	892.434	787.396	1.475.810	1.102.783	1.072.112	854.981	362.274	8.906	(18.700)	37.473	(38.683)	
62	PT Indonesia Broker Utama	12.976.527	25.651.967	24.990.419	27.620.810	39.837.187	15.401.376	17.875.647	18.721.716	21.216.204	(2.422.848)	7.576.320	6.268.703	6.404.606	10.819.985	
63	PT Inco Multi Pratama	870.791	71.79.894	20.127.337	14.552.907	10.539.075	783.541	6.985.514	18.008.533	13.982.159	87.250	214.390	1.518.804	570.748	31.340	
64	PT Insurance Broker Consultant International	3.684.160	2.437.945	291.926	629.337	437.952	3.845.916	2.998.784	955.212	788.541	(161.756)	(160.839)	(663.286)	(159.204)	(378.457)	
65	PT Inter Rajasa Putra	-	-	-	-	1.565.355	-	-	-	-	-	-	-	-	97.575	
66	PT Intercoastal Indonesia	2.174.607	3.057.415	2.907.562	2.983.107	2.029.994	2.420.064	2.942.562	3.031.204	2.907.414	(245.457)	114.853	(123.642)	75.693	(225.290)	
67	PT ISTPRO Inti Nusa	-	749.661	843.859	805.084	907.994	-	815.534	824.177	780.199	-	(65.873)	19.682	24.885	37.642	
68	PT Jasa Advinsindo Segitara	20.435.624	7.836.613	1.484.557	1.721.995	370.273	20.865.205	7.402.007	1.776.546	1.854.946	(428.581)	434.607	(291.989)	(132.951)	(432.470)	
69	PT Jaya Insurance Brokers	625.833	1.074.448	1.747.778	4.445.403	1.784.283	493.250	906.311	1.435.711	3.226.767	132.382	188.137	312.066	1.218.636	505.677	
70	PT Jaya Proteksindo Sakti	2.128.408	2.103.071	6.090.283	10.826.294	11.197.773	1.860.925	1.846.206	5.358.653	9.993.470	267.483	256.865	731.630	832.824	453.872	
71	PT Jels Indonesia **)	-	-	-	-	207.984	-	-	-	-	-	-	-	-	(21.374)	
72	PT Jupiter Insurance Broker and Consultant	1.941.838	1.872.721	2.058.762	1.518.910	1.446.021	1.687.168	1.671.688	1.770.684	1.450.554	254.670	201.053	286.078	68.356	42.061	
73	PT Kail Besar Raya Utama	44.033.427	40.983.265	44.927.280	63.551.475	84.326.648	29.715.826	30.648.550	28.022.882	36.707.787	14.317.601	10.314.715	16.904.378	26.643.708	32.330.512	
74	PT Kinia Ujaya Junggal	3.929.527	7.742.816	8.010.210	9.076.838	9.574.327	3.703.519	4.934.455	6.616.226	7.384.424	226.008	808.361	1.393.984	1.712.414	1.106.006	
75	PT Laren Insurance Broker	-	713.678	687.914	283.949	424.124	-	-	636.594	788.769	-	74.974	78.145	11.243	25.157	
76	PT Lead Insurance Broker	-	-	1.944.374	1.171.815	752.417	-	-	1.694.690	981.479	-	-	-	-	-	
77	PT Liberty & General Risk Service **)	-	-	-	-	-	-	-	-	-	-	-	-	-	(67.084)	
78	PT Lubean Palang Asuransi **)	-	-	-	-	-	-	-	-	-	-	-	-	-	8.615	
79	PT Lumbing Sari	2.669.064	2.455.904	3.172.895	3.652.832	4.103.641	2.414.040	2.295.930	2.563.444	2.989.224	256.024	139.974	618.451	683.608	936.501	
80	PT Madani Karisa Mandiri	731.101	731.101	3.267.895	5.083.992	6.780.710	828.707	828.707	3.073.739	4.689.288	(97.606)	(97.606)	194.156	394.724	489.372	
81	PT Magnus Mitra Segitara	3.004.637	-	2.538.902	2.089.908	1.979.687	2.659.545	-	2.695.887	2.044.346	345.092	-	(157.065)	45.562	(113.676)	

NO.	NAMA PERUSAHAAN (NAME OF COMPANIES)	PENDAPATAN INCOMES					BIAYA-BIAYA EXPENSES					LABA (RUGI) PROFIT (LOSS)				
		2008 (3)	2009 (4)	2010 (5)	2011 (6)	2012 (7)	2008 (8)	2009 (9)	2010 (10)	2011 (11)	2012 (12)	2008 (13)	2009 (14)	2010 (15)	2011 (16)	2012 (17)
82	PT Maju Anugerah Proteksi	484	9,518	74,699	331,245	367,793	96,609	85,921	373,866	221,735	(367,309)	(87,081)	(8,222)	89,053	109,510	
83	PT Makna Mandiri Insurance Broker *)	253,273	101,102	95,992	-	244,751	238,736	237,026	-	8,522	(137,634)	(141,434)	-	-	-	
84	PT Manggala Anja Segitihara	236,715	570,688	859,114	-	3,334,760	844,580	21,438	3,234,835	21,438	(1,501)	14,534	-	-	99,925	
85	PT Manunggal Bhai Suci	12,708,089	13,170,344	6,806,704	5,888,498	3,794,887	11,310,628	12,894,068	5,897,384	4,926,164	1,397,461	1,076,276	809,320	972,335	668,371	
86	PT Marga Insurance Broker *)	300,378	206,544	-	-	232,612	232,612	-	-	76,249	(26,068)	-	-	-	-	
87	PT Megah Putra Manunggal	2,979,657	3,204,628	2,873,353	3,147,489	6,986,137	1,948,732	2,003,657	2,097,815	2,625,727	1,024,925	1,200,971	775,538	1,100,673	4,390,410	
88	PT Melanda Mula Agung	78,644	47,880	357,201	3,909,199	3,010,381	77,544	490,250	298,100	3,496,304	1,100	3,496,304	59,101	451,695	28,386	
89	PT Metropolitan Kfira Jaya	1,173,565	1,531,545	1,744,480	1,430,411	702,313	1,272,663	1,690,041	1,760,436	804,159	(69,098)	(158,086)	(15,956)	204,710	(10,844)	
90	PT Mitra Bina Almaraska	16,118,268	12,695,972	6,205,516	2,992,756	3,995,682	13,831,157	11,809,552	5,957,713	2,885,917	2,287,102	1,076,420	247,805	127,239	62,772	
91	PT Mitra Harmoni Insurance Broker	1,681,035	3,280,776	4,429,628	5,420,161	6,272,682	1,548,036	2,665,282	3,233,676	3,663,384	32,449	625,494	1,195,592	1,756,797	1,924,873	
92	PT Mitra Svara & Rompandey	14,307,303	22,800,950	31,227,049	40,695,205	49,387,963	14,028,029	19,327,855	20,187,941	32,389,821	279,274	2,933,095	10,347,140	16,507,284	16,993,972	
93	PT Mitra Jasa Pratama	-	28,829	-	-	210,344	8,005	3,648	12,256	228,682	(8,805)	(3,648)	16,673	(228,682)	(521,320)	
94	PT Mitra Sarana Insurance Broker *)	680,888	647,578	-	-	689,538	620,574	-	-	-	(6,850)	27,004	-	-	-	
95	PT Mitra Sempoa Paramabadi	208,588	1,711,831	1,070,778	869,651	600,070	1,634,685	1,508,394	917,600	759,601	56,461	77,135	109,654	153,179	110,050	
96	PT Mitra Sengaji Proteksiindo	-	-	4,871,916	-	-	-	-	1,186,447	-	-	-	3,485,468	-	-	
97	PT Mitra Suksesdama *)	-	-	-	-	-	-	-	-	-	-	-	-	-	-	
98	PT Mitranandri Palang Asuransi	314,486	437,881	303,535	484,322	465,231	379,709	465,388	400,300	354,380	(65,243)	(27,507)	(96,945)	129,942	26,658	
99	PT Multi Artha Insurance Brokers	187,106	1,117,286	4,671,915	5,041,910	9,978,982	535,678	988,639	1,004,099	4,718,235	(346,570)	128,647	3,687,816	323,675	562,118	
100	PT Multi Asih Pratama	1,600,428	3,410,684	3,588,038	3,352,664	3,950,576	1,565,491	2,676,364	2,936,508	2,258,421	43,937	734,120	651,530	1,094,243	650,528	
101	PT Multi Mitra Trust *)	-	-	30,576	-	-	-	-	341,166	-	-	-	-	(310,588)	-	
102	PT Multimedia Proteksi	2,532,923	2,352,790	3,211,300	2,465,298	1,889,286	2,165,289	2,340,488	3,106,228	2,763,711	367,634	12,302	105,104	(288,413)	3,681	
103	PT Munich Lloyd International Brokers	1,192,312	790,070	1,113,198	1,540,096	1,834,995	1,066,618	556,474	782,454	1,744,467	95,694	234,366	330,765	(201,371)	85,616	
104	PT Nusantara Indonesia *)	-	-	-	-	-	-	-	-	-	-	-	-	-	-	
105	PT Nadi Jasa Pratama	1,250,642	1,094,035	1,060,961	419,959	559,729	1,182,917	1,045,965	946,388	514,868	67,725	48,970	114,592	(84,909)	83,626	
106	PT National Insurance Brokers	6,713,225	7,419,033	8,745,784	9,433,127	9,513,719	6,012,017	7,652,862	7,925,235	8,409,609	701,208	366,641	820,549	1,023,518	323,675	
107	PT Nugraha Perasa Mandiri	853,008	688,855	612,188	633,028	473,347	735,576	682,802	575,766	638,317	117,632	(4,147)	36,432	6,711	(108,170)	
108	PT Nusantara Palang Asuransi (**)	-	-	-	-	-	-	-	-	-	-	-	-	-	-	
109	PT Nusantara Insurance Broker & Consultant	-	2,011,632	2,117,167	3,047,351	6,386,973	-	1,928,407	2,046,207	2,973,403	-	-	-	-	-	
110	PT Pacific Indonesia Bejiyaga	2,896,958	4,150,794	4,659,097	5,804,000	7,745,721	2,285,673	3,086,938	3,420,895	3,955,119	611,285	1,068,886	1,238,212	1,848,881	1,472,303	
111	PT PAIB Indonesia (**)	-	-	-	-	-	-	-	-	-	-	-	-	-	-	
112	PT Padali Intermodal	3,730,314	4,461,668	4,698,685	9,295,680	6,970,615	1,269,762	3,112,981	3,226,884	8,121,459	2,460,553	1,348,707	1,272,800	1,174,231	668,305	
113	PT Panindia Inti Cipta	2,405,995	2,593,390	1,324,686	3,693,030	4,689,303	2,095,404	2,531,317	3,062,854	3,623,011	401,591	52,074	22,242	70,019	1,090,284	
114	PT Panti Utama	57,282	14,241	90,556	-	-	423,119	259,685	276,837	133,000	(365,827)	(245,624)	(186,282)	-	(135,000)	
115	PT Panti Pro Indonesia	2,208,876	1,948,283	1,154,800	516,905	117,112	1,045,677	1,926,671	1,239,987	1,144,208	1,163,199	21,592	(85,157)	(627,301)	(275,199)	
116	PT Perana Agung	3,703,082	2,040,925	1,219,115	1,176,963	-	1,928,897	1,426,929	1,075,969	2,693,222	1,774,186	613,996	143,157	(15,16,269)	-	
117	PT Perdana Mariana Sentosa	-	-	-	-	1,254,350	-	-	-	-	-	-	-	-	-	
118	PT Perisai Indonesia	-	1,310,798	1,283,860	975,141	789,471	160	1,269,550	1,267,734	985,309	(150)	41,248	16,168	19,832	32,505	
119	PT Perisai Bakti Rahajaga	1,183,602	1,048,046	900,770	822,221	1,767,419	983,231	1,007,873	862,937	804,867	220,371	40,173	37,833	18,154	53,091	
120	PT Perisai Bakti Rahajaga	-	-	-	-	-	-	-	-	-	-	-	-	-	-	
121	PT Perisai Sgahera (**)	-	-	-	-	-	-	-	-	-	-	-	-	-	-	
122	PT Pratama Karya Insurance Broker *)	-	-	-	-	-	-	-	-	-	-	-	-	-	-	
123	PT Premier Investasi Besama	-	-	-	-	-	-	-	-	-	-	-	-	-	-	
124	PT Prosa Broker Asuransi	3,091,132	3,036,487	2,159,660	2,209,866	1,916,191	2,707,829	2,960,663	2,956,256	2,128,842	363,303	75,824	(186,596)	81,124	60,611	
125	PT Proteksi Antar Nusa	481,412	388,730	159,830	-	81,161,066	419,731	340,011	1,104,132	-	7,707,526	41,681	48,719	(944,302)	453,540	
126	PT Proteksi Pradana	-	-	-	-	881,801	-	-	-	-	-	-	-	-	182,888	
127	PT Proteksiindo Broker Asuransi	1,346,672	946,657	1,824,483	1,837,810	1,338,346	1,025,889	1,025,889	1,679,393	1,798,602	8,326	(79,232)	-	145,090	39,208	
128	PT Rajawali Insurance Brokers	1,752,737	1,953,300	2,382,247	2,467,118	2,620,824	1,715,032	1,741,133	1,816,481	1,561,021	37,705	212,167	545,766	9,061,097	1,001,930	
129	PT Rajawali Palang Asuransi	2,359,908	2,263,665	2,659,660	2,490,983	2,964,689	1,749,595	1,566,596	1,745,382	2,021,319	610,314	686,868	316,229	469,664	281,510	
130	PT Rama Mitra Jasa	1,306,248	1,496,006	3,420,138	6,101,246	8,134,962	1,294,659	1,469,011	3,272,906	5,662,884	11,549	(71,205)	147,232	448,312	235,181	
131	PT Rimas Proteksi Utama	1,183,839	694,322	490,937	372,743	323,726	1,469,525	596,870	576,980	640,372	(285,686)	37,452	(526,844)	(267,629)	(106,800)	
132	PT Reik Services Indonesia	284,222	164,361	54,971	5	4,844	467,104	534,831	121,569	82,771	(182,882)	(370,470)	(66,628)	(48)	(77,927)	
133	PT Royal Intenium Broker Services	376,310	439,669	428,100	488,812	598,725	320,494	440,339	437,463	436,189	55,816	(1,270)	(9,323)	53,624	57,613	
134	PT Sale Insurance Brokers	-	-	-	-	333,422	-	-	-	-	-	-	-	-	(408,933)	
135	PT Sakama Arta	955,519	2,044,682	1,028,285	2,382,509	3,302,991	855,460	1,000,476	1,518,882	2,051,464	100,059	1,086,384	27,788	864,147	1,251,567	
136	PT Satria Miles Indonesia	1,939,221	2,500,767	1,881,811	801,001	1,390,089	2,467,475	2,031,831	781,154	1,881,468	18,990	33,292	(350,020)	19,847	3,621	

NO.	NAMA PERUSAHAAN NAME OF COMPANIES	PENDAPATAN INCOMES					BIAYA-BIAYA EXPENSES					LABA (RUGI) PROFIT (LOSS)				
		2008 (3)	2009 (4)	2010 (5)	2011 (6)	2012 (7)	2008 (8)	2009 (9)	2010 (10)	2011 (11)	2012 (12)	2008 (13)	2009 (14)	2010 (15)	2011 (16)	2012 (17)
(1)	(2)	19,089,903	19,894,471	30,045,228	27,748,979	32,757,357	13,399,284	13,662,705	20,092,671	20,053,091	25,559,276	5,690,619	6,231,766	9,952,557	7,695,088	7,198,081
137	PT Sarana Jasa Utama	-	-	-	-	1,979,937	-	-	-	-	1,866,063	-	-	-	-	123,844
138	PT Saja Wahana Indonesia	2,609,588	4,604,412	6,525,223	7,325,587	10,218,843	2,987,337	4,472,845	6,001,000	6,663,637	9,939,334	42,221	131,367	324,223	671,950	671,509
139	PT Sedana Pasifik Servistama	-	-	68,328	78,397	354,363	-	-	418,278	188,267	1,021,175	-	(349,950)	(109,899)	(666,811)	-
140	PT Sehati Mitra Realita Indonesia Wali Nusa	980,866	897,562	897,952	-	1,724,402	899,220	845,632	806,266	-	1,670,667	141,636	52,320	91,686	-	51,545
141	PT Semarna Mitra Kualita	465,311	702,669	-	-	-	454,148	672,248	-	-	-	10,864	30,421	-	-	-
142	PT Serpignan Paeng Asuransi *)	2,201,356	2,263,707	1,683,539	1,970,773	2,157,649	1,987,471	2,131,687	1,872,767	1,876,006	2,124,496	203,885	132,020	(189,228)	93,867	33,163
143	PT Shinta Inserv Insurance Broker	354,440	1,298,939	837,411	316,993	871,864	274,555	410,281	827,992	308,578	879,330	79,885	886,656	9,419	8,415	(7,466)
144	PT Sinar Pedana Asuransi	-	-	-	-	362,946	-	-	-	-	363,293	-	-	-	-	9,703
145	PT Sinegi Aji Utama **)	-	-	-	-	-	-	-	-	-	-	-	-	-	-	-
146	PT Sinegi Mitraama Proteksi ***)	-	-	-	-	-	-	-	-	-	-	-	-	-	-	-
147	PT Sino Insurance Brokers	65,349	89,555	107,328	93,247	83,739	91,066	87,413	102,518	97,771	85,926	(26,347)	2,143	4,910	(4,525)	(2,187)
148	PT Taisman Insurance Brokers	17,220,804	18,012,475	22,512,323	25,779,733	24,449,657	15,789,652	15,436,860	18,599,430	21,672,090	21,112,576	1,431,152	2,576,615	3,912,893	4,107,643	3,337,081
149	PT Teraspati Indonesia	-	-	57,442	1,092,854	803,514	-	-	999,304	682,186	427,963	-	-	(941,862)	410,668	376,551
150	PT Tigara Mitra Sejahtera	-	-	-	-	86,513	-	-	-	-	77,648	-	-	-	-	8,965
151	PT Toyota Taisiro Insurance Broker Indonesia	965,057	3,456,950	-	-	-	598,992	4,684,552	-	-	-	366,065	(1,207,602)	-	-	-
152	PT Tri Dharma Proteksi	3,191,479	3,582,295	3,828,188	4,839,688	4,900,206	3,066,702	3,442,419	3,078,832	3,665,803	4,066,447	194,777	139,876	549,356	1,174,185	843,759
153	PT Trust Insurance Broker	1,372,119	377,949	293,961	67,225	255,057	1,920,795	1,062,794	1,318,107	1,298,893	1,648,735	(546,676)	(674,845)	(1,024,146)	(1,231,168)	(1,393,678)
154	PT Tugu Insurance Brokers	3,779,284	4,044,370	5,444,492	7,002,111	9,401,647	3,009,717	3,749,223	3,953,231	5,128,717	6,696,468	769,567	295,147	1,291,261	1,873,394	2,905,179
155	PT United Insurance Services	9,296,854	6,279,778	5,989,132	6,789,272	10,050,774	4,927,755	5,099,394	6,069,090	7,296,265	10,282,837	4,308,099	1,169,384	(769,958)	(466,963)	(232,063)
156	PT Vega Prima Asuransi	822,950	1,004,919	1,135,664	1,179,394	1,093,479	494,620	652,953	934,048	896,630	745,649	329,330	351,966	201,616	282,865	347,829
157	PT Via Bersama Serantau	3,377,317	1,979,851	1,390,872	801,327	1,152,490	3,088,125	2,003,575	1,646,397	677,149	849,058	309,192	(23,724)	(255,515)	124,178	303,432
158	PT Web Proteksi Solusindo	736,261	861,881	618,036	517,423	675,606	612,904	678,350	596,707	470,559	483,652	123,357	183,531	21,329	46,864	181,754
<b>SUB TOTAL I</b>		<b>478,277,987</b>	<b>481,835,827</b>	<b>620,874,490</b>	<b>665,414,702</b>	<b>833,665,156</b>	<b>391,787,074</b>	<b>397,440,485</b>	<b>464,679,783</b>	<b>494,234,803</b>	<b>670,169,681</b>	<b>86,490,913</b>	<b>84,385,342</b>	<b>156,194,707</b>	<b>171,180,199</b>	<b>163,495,475</b>
<b>PERUSAHAAN PIALANG ASURANSI PATUNGAN</b>																
<b>JOINT VENTURE INSURANCE BROKERS</b>																
1	PT AON Indonesia	62,028,940	52,703,989	51,515,560	3,929,235	80,474,932	45,277,441	42,895,813	35,903,942	2,826,476	16,895,609	16,751,499	9,807,786	15,611,618	1,102,759	17,971,772
2	PT Howden Insurance Brokers Indonesia (dih PT Acetate Broker Asuransi)	-	-	-	-	14,380,833	-	-	-	-	16,895,609	-	-	-	(2,314,776)	-
3	PT Jardine Loyd Thompson	57,959,288	63,848,097	65,814,057	68,581,391	73,499,257	41,425,989	44,125,072	34,864,433	41,109,103	61,491,946	16,533,279	19,723,025	30,949,804	27,472,288	12,007,311
4	PT Marsh Indonesia	78,629,073	94,131,655	91,632,080	125,642,662	137,942,413	69,588,720	85,723,151	83,736,871	89,340,982	113,017,496	9,260,353	8,408,504	7,896,209	36,301,680	24,924,914
5	PT Paracomb Insurance Service Indonesia	2,173,716	2,392,864	2,883,791	3,994,478	5,006,954	905,692	1,632,434	1,217,277	1,044,451	2,195,934	1,286,024	540,430	1,166,514	2,950,027	2,811,020
6	PT Toyota Taisiro Insurance Broker Indonesia	-	-	5,932,406	8,327,933	13,592,048	-	-	4,515,275	5,961,295	8,665,346	-	-	-	987,131	2,966,648
7	PT Willis Indonesia	38,200,558	46,979,048	59,390,147	60,012,081	55,804,766	29,718,950	37,669,589	32,935,790	32,948,745	43,486,935	8,481,608	9,308,459	26,454,357	27,063,336	12,317,831
<b>SUB TOTAL II</b>		<b>239,191,555</b>	<b>260,655,563</b>	<b>276,238,041</b>	<b>270,487,790</b>	<b>380,691,403</b>	<b>186,896,792</b>	<b>212,266,059</b>	<b>193,172,608</b>	<b>173,231,642</b>	<b>308,150,430</b>	<b>52,294,763</b>	<b>47,789,204</b>	<b>83,065,434</b>	<b>97,256,738</b>	<b>72,640,772</b>

Dalam Ribuan Rupiah  
In Thousand Rupiah

NO.	NAMA PERUSAHAAN NAME OF COMPANIES	PENDAPATAN INCOMES					BIAYA-BIAYA EXPENSES					LABA (RUGI) PROFIT (LOSS)				
		2008 (3)	2009 (4)	2010 (5)	2011 (6)	2012 (7)	2008 (8)	2009 (9)	2010 (10)	2011 (11)	2012 (12)	2008 (13)	2009 (14)	2010 (15)	2011 (16)	2012 (17)
<b>PERUSAHAAN PIANG REASURANSI</b>																
<b>REINSURANCE BROKERS</b>																
1	PT Adhi Lintas Tanase	2,479,850	7,728,133	7,325,430	9,728,665	9,804,888	-	6,594,844	5,656,329	8,334,914	8,744,524	2,479,850	1,133,289	1,669,101	1,383,751	1,060,664
2	PT Adi Pratama Asia	483,891	473,528	641,882	646,527	978,842	476,259	385,117	522,191	737,374	745,109	17,632	78,411	119,371	(88,847)	233,733
3	PT AON Benifid Indonesia	6,231,515	5,769,464	6,788,974	3,829,235	5,308,823	3,827,409	3,947,927	3,073,502	2,826,276	3,033,952	2,404,106	1,821,537	3,695,472	1,102,759	2,274,871
4	PT Artha Dana Mandiri	-	-	-	1,924,014	-	-	-	-	-	1,770,391	-	-	-	-	153,623
5	PT Asiare Binajasa	2,848,037	3,796,085	3,725,492	3,685,891	3,554,092	2,866,428	3,454,772	3,256,499	3,305,639	3,416,204	181,609	343,313	488,853	380,252	137,888
6	PT Asrida Ariananoga	4,554,985	4,293,663	3,814,887	4,073,562	5,450,047	3,653,871	3,749,580	3,564,649	3,495,666	4,321,793	700,514	544,083	249,938	577,886	1,128,264
7	PT Best One Asia Reinsurance Brokers	-	-	59,943	1,742,563	1,705,545	-	-	206,630	1,719,188	1,897,661	-	-	(147,586)	23,375	7,884
8	PT Chartered Reinsurance Brokers	-	-	-	307,696	-	-	-	-	502,646	-	-	-	-	(194,950)	-
9	PT Cipta Coleman Asia Reinsurance Broker	-	-	332,100	964,346	1,534,720	-	-	746,422	859,850	1,890,760	-	-	(141,322)	104,496	(156,040)
10	PT Energi Mandiri Internasional ***	-	-	-	29,278	-	-	-	-	260,519	-	-	-	-	-	(21,242)
11	PT Esa Bina sejati	1,281,853	1,841,832	2,769,190	3,110,117	3,783,882	927,968	1,403,102	1,979,081	2,402,568	3,165,656	353,885	539,730	790,109	707,759	569,226
12	PT Fortez Adhiana **	-	-	-	-	953,800	-	-	-	1,397,093	-	-	-	-	-	(443,289)
13	PT Handler Indonesia (dih. Multi Sentra Wahana Asuransi)	250,247	513,658	1,862,017	2,612,381	3,243,887	652,143	490,785	1,715,305	1,911,681	2,679,490	(401,896)	22,873	146,712	600,720	564,397
14	PT Holmes Reinsurance Brokers	-	467,310	509,249	993,928	1,878,955	-	297,629	498,258	955,401	1,949,596	-	169,681	10,991	28,527	28,769
15	PT IBS Reinsurance Brokers	7,728,652	11,404,936	11,082,842	-	3,924,370	6,437,524	9,894,805	9,882,445	-	1,887,765	1,289,128	1,520,031	1,200,197	-	2,036,605
16	PT Ibu Reinsurance Broker Utama	1,569,774	1,663,519	1,552,923	2,606,914	4,809,654	1,384,272	1,494,984	1,936,959	1,565,774	2,385,773	185,502	168,935	(384,436)	1,041,140	2,423,881
17	PT Jassopla Rembaka	5,757,082	-	8,154,839	10,287,574	12,511,118	4,377,551	-	4,993,552	6,463,745	8,451,079	1,379,531	-	3,169,787	3,633,829	4,069,039
18	PT Java Raya Reasuransi Broker	3,278,756	2,905,488	1,247,861	-	-	3,148,278	3,045,511	1,227,119	-	-	130,477	(136,043)	20,842	-	-
19	PT Maniline International	7,269,811	3,444,215	(2,398,217)	2,994,171	1,355,429	4,888,130	3,351,321	1,222,098	1,755,223	1,414,661	2,361,481	92,884	(4,520,315)	1,238,948	(59,232)
20	PT Mega Jasa Reinsurance Brokers	9,042,294	9,817,661	10,753,713	10,107,947	10,682,291	7,651,920	7,624,881	7,650,673	7,096,020	8,241,417	1,410,374	1,892,980	2,903,040	3,011,927	2,420,874
21	PT Paragon Reinsurance Brokers	152,765	137,909	154,888	733,963	602,603	120,794	122,201	130,444	923,236	861,804	31,971	15,708	24,244	(189,273)	(259,201)
22	PT Parare Internasional	3,313,167	2,563,437	1,875,164	1,012,374	1,504,655	2,463,088	2,199,510	1,711,616	1,509,127	1,409,363	850,089	363,927	163,548	(498,753)	95,192
23	PT Peranas Agung	-	-	-	6,339,985	-	-	-	-	3,251,948	-	-	-	-	3,087,437	-
24	PT Piang Reasuransi Dekal Indonesia	3,627,016	4,002,043	4,175,226	3,072,875	2,231,095	2,624,772	2,890,976	2,751,746	2,559,667	2,417,027	1,002,244	1,121,167	1,423,480	513,208	(185,932)
25	PT Proteks Wahana Sentosa	-	-	-	1,979,706	-	-	-	-	1,822,019	-	-	-	-	-	-
26	PT Simas Reinsurance Brokers	1,986,027	3,459,041	5,353,073	10,171,049	15,694,011	1,027,804	968,943	1,402,580	5,168,556	8,426,941	939,223	2,490,098	3,950,492	5,002,493	7,237,070
27	PT Surya Sejahtera Makmur (Pridana *)	1,161,808	-	-	-	-	1,659,336	-	-	-	-	(496,528)	-	-	-	-
28	PT Tala Re International	95,495	308,652	102,770	2,063,119	2,085,650	398,663	455,697	100,209	2,011,526	1,986,522	(301,168)	(147,245)	2,561	51,959	169,128
29	PT Trinity Re	3,546,684	6,414,445	4,756,652	4,848,396	5,690,072	3,485,064	6,361,711	4,607,332	4,445,567	5,216,630	61,620	52,734	149,320	402,819	474,242
30	PT United Piang Reasuransi	-	-	26,377	264,436	197,223	-	-	15,479	225,511	186,806	-	-	-	-	-
31	PT Viva Broker Reasuransi Indonesia ***	-	-	-	-	-	-	-	-	-	-	-	-	-	-	-
<b>SUB TOTAL III</b>		<b>66,646,909</b>	<b>71,111,199</b>	<b>74,644,414</b>	<b>79,542,023</b>	<b>109,975,531</b>	<b>52,046,254</b>	<b>59,951,118</b>	<b>60,262,479</b>	<b>83,155,128</b>	<b>14,598,654</b>	<b>12,187,104</b>	<b>-14,682,398</b>	<b>19,251,517</b>	<b>-26,820,402</b>	<b>-</b>
<b>TOTAL</b>		<b>784,116,450</b>	<b>813,002,289</b>	<b>971,766,945</b>	<b>1,005,444,504</b>	<b>1,324,331,889</b>	<b>630,732,120</b>	<b>668,630,640</b>	<b>717,893,508</b>	<b>717,728,023</b>	<b>144,371,650</b>	<b>253,942,538</b>	<b>287,688,454</b>	<b>262,956,650</b>	<b>-</b>	<b>-</b>

\*) Tidak menyampaikan Laporan/Have Not Submitted Annual Report

\*\*) Pencabutan Izin Usaha Tahun 2012/Licenses have been revoked at the end 2012

\*\*\*) Pemberian Izin Usaha Tahun 2012/new license at the end 2012